



File a Form

Select the form you want to file online. Once you start your form, we will automatically save your information for 30 days, or from the last time you worked on the form.

Fee waiver: If you are requesting a fee waiver, you cannot file online. You must file a paper version of both the Form I-912, Request for Fee Waiver and the form for the specific benefit you are requesting. You can review the fee waiver guidance at www.uscis.gov/feewaiver.

Select the form you want to file online.

N-600, Application for Certificate of Citizenship ▾

Use this form to request a Certificate of Citizenship for yourself or your child. A Certificate of Citizenship serves as evidence that you or your child automatically acquired citizenship at birth or after birth.

Start form

[Return to top](#)

Topics

Contact Us

Citizenship

Schedule An Appointment

Find A Doctor

Find A Class



U.S. Citizenship
and Immigration
Services



[Contact USCIS](#)



USCIS.gov
An official website of the [U.S. Department of Homeland Security](#)

[About USCIS](#)

[Accessibility](#)

[Budget and Performance](#)

[DHS Components](#)

[Freedom of Information Act](#)

[No FEAR Act Data](#)

[Privacy and Legal Disclaimers](#)

[Site Map](#)

[Office of the Inspector General](#)

[The White House](#)

[USA.gov](#)

National Terrorism Advisory System



ACTIVE
BULLETIN
READ MORE

[Put this widget on your web page](#)

N-600, Application for Certificate of Citizenship

The Application for Certificate of Citizenship (N-600) is used to obtain a Certificate of Citizenship which serves as evidence of your or your child's U.S. citizenship. You may file this application if you were born abroad and are claiming U.S. citizenship at birth through your parents. You may also file this application to obtain evidence of citizenship if you automatically became a U.S. citizen by operation of law after your birth but before you turned 18 years of age. A parent or guardian may also file this application on behalf of a minor child.

Please note that USCIS does not issue Certificates of Citizenship in cases where the person became a U.S. citizen based on birth in the United States. USCIS only issues Certificates of Citizenship to those individuals who were born abroad but are U.S. citizens at birth through their parents, or who became citizens after birth but before the age of 18.

Learn more about [applying for a Certificate of Citizenship](#)

✓ Before You Start Your Application

📄 Eligibility

You should file this application if:

1. You are requesting a Certificate of Citizenship because you were born outside the United States to a U.S. citizen parent; or
2. You are requesting a Certificate of Citizenship because you automatically became a citizen of the United States after birth, but before you turned 18 years of age. (A parent or legal guardian can also fill Form N-600 on behalf of a minor child.)

If you are claiming U.S. citizenship after birth, but before you reached 18 years of age, the law in effect when the last qualifying condition was met is the law that applies to you. Generally, the conditions are listed below.

These conditions must be met before you turn 18 years of age:

1. Your parent must be a U.S. citizen;
2. You must be the biological child of that U.S. citizen parent;
3. You must be lawfully admitted to the United States for lawful permanent residence; and
4. You must be living in the United States in the legal and physical custody of your U.S. citizen parent.

👤 Eligibility of adopted children

An adopted child may also acquire U.S. citizenship through his or her adoptive U.S. citizen parent depending on the law being applied. Currently, an adopted child can acquire U.S. citizenship through his or her U.S. citizen parent. However, step children CANNOT acquire U.S. citizenship under this provision.

💰 Fee

We will automatically calculate the cost for you before you submit your application. For specific information about fees applicable to this form, [see Form G-1055](#).

Fee waiver: If you are requesting a fee waiver, you cannot file online. You must file a paper version of both the Form I-912, Request for Fee Waiver and the form for the specific benefit you are requesting. You can review the fee waiver guidance at www.uscis.gov/feewaiver.

Learn more about filing a fee waiver.

Refund Policy: USCIS does not refund fees, regardless of any action we take on your application, petition or request, or how long USCIS takes to reach a decision.

By continuing this transaction, you acknowledge that you must submit fees in the exact amount and that you are paying the fees for a government service.

Please refer to the instructions for the form(s) you are filing for additional information or you may call the USCIS Contact Center at 800-375-5283. For TTY (deaf or hard of hearing) 800-767-1833.

📄 Documents you may need

The following is a list of documents everyone filing this form must provide:

- 2x2 passport photograph
- Birth certificate
- U.S. citizen parent's proof of citizenship

We will automatically determine which documents you need to provide us as you fill out your application. At the time of filing, you must submit all evidence and supporting documentation listed.

The other documents you need will depend on the information you provide in the application, such as your personal history, family, and circumstances.

👤 Biometric services appointment

USCIS may require that you appear for an interview or provide biometrics (for example, fingerprints, photograph, and/or signature) at any time to verify your identity, obtain additional information, and conduct background and security checks, including a check of criminal history records maintained by the Federal Bureau of Investigation (FBI), before making a decision on your application or petition. After USCIS receives your application and ensures it is complete, we will inform you in writing if you need to attend a biometric services appointment. If an appointment is necessary, the notice will provide you the location of your local or designated USCIS Application Support Center (ASC) and the date and time of your appointment or, if you are currently overseas, instruct you to contact a U.S. Embassy, U.S. Consulate, or USCIS office outside the United States to set up an appointment.

If you are required to provide biometrics, at the appointment you must sign an oath reaffirming that:

- You provided or authorized all information in the application;
- You reviewed and understood all of the information contained in, and submitted with, the application; and
- All of this information was complete, true, and correct at the time of filing.

If you fail to attend the biometric services appointment, USCIS may deny your application.

➔ After You Submit Your Application

🕒 Track your case online

After you submit your form, you can track its status through your USCIS account. Sign in to your account often to check your case status and read any important messages from USCIS.

🔍 Respond to requests for information

If we need more information from you, we will send you a Request for Evidence (RFE) or Request for Information (RFI). You can respond to our request and upload your documents through your USCIS account.

✉ Attend your interview

Not all applicants for a Certificate of Citizenship are required to appear for an in-person interview. We will determine, based on the evidence submitted in support of your application, whether you are required to appear in person for an interview.

✉ Receive your decision

The decision on Form N-600 involves a determination of whether you have established eligibility for the immigration benefit you are seeking. USCIS will notify you of the decision in writing.

✉ Take the Oath of Allegiance

If we approve your application, and you are over 14 years of age, you will be scheduled to appear at a USCIS office to take the Oath of Allegiance. If you are under 14 years of age, you may not be required to take the Oath of Allegiance.

[Next](#)

[Return to top](#)

[Topics](#) [Contact Us](#) [Citizenship](#) [Schedule An Appointment](#) [Find A Doctor](#) [Find A Class](#)



[Contact USCIS](#)



Completing Your Form Online

Filing online

Submitting your application online is the same as mailing in a completed paper form. They both gather the same information and cost the same.

Provide as many responses as you can

You should provide as many responses as you can. Incomplete fields or sections and missing information can slow down the process after you submit your form. If you do not finish your form in one session, you can sign in to your account to continue where you left off.

We will automatically save your responses

We will automatically save your information when you select next to go to a new page or navigate to another section of the form. Your responses will be saved for 30 days. You can sign in to your account at anytime to continue where you left off.

DHS Privacy Notice

AUTHORITIES: The information requested on this application, and the associated evidence, is collected under the Immigration and Nationality Act (INA) section 320.

PURPOSE: The primary purpose for providing the requested information on this application is to determine if you have established eligibility for a Certificate of Citizenship for which you are filing. DHS will use the information you provide to grant or deny the immigration benefit you are seeking.

DISCLOSURE: The information you provide is voluntary. However, failure to provide the requested information, including your Social Security number (if applicable), and any requested evidence, may delay a final decision or result in denial of your application.

ROUTINE USES: DHS may share the information you provide on this application and any additional requested evidence with other Federal, state, local, and foreign government agencies and authorized organizations. DHS follows approved routine uses, as described in the associated published system of records notices [DHS/USCIS/ICE/CBP-001 Alien File, Index, and National File Tracking, DHS-USCIS-007 Benefits Information System, and DHS/USCIS-018 Immigration Biometric and Background Check] and the published privacy impact assessments [DHS/USCIS/PIA-015 Computer Linked Application Information Management System 4, DHS/USCIS/PIA-056 USCIS Electronic Immigration System, and DHS/USCIS/PIA-071 myUSCIS Account Experience], which you can find at www.dhs.gov/privacy. DHS may also share the information, as appropriate, for law enforcement purposes or in the interest of national security.


Paperwork Reduction Act

An agency may not conduct or sponsor information collection, and a person is not required to respond to a collection of information unless it displays a currently valid Office of Management and Budget (OMB) control number. The public reporting burden for this collection of information is estimated at 1 hour and 35 minutes per response, including the time for reviewing instructions, gathering the required documentation and information, completing the application, preparing statements, attaching necessary documentation, and submitting the application. The collection of biometrics is estimated to require 1 hour and 10 minutes. Send comments regarding this burden estimate or any other aspect of this collection of information, including suggestions for reducing this burden, to:

U.S. Citizenship and Immigration Services
Office of Policy and Strategy, Regulatory Coordination Division
5900 Capital Gateway Drive, Mail Stop #2140
Camp Springs, MD 20588-0009

Do not mail your completed Form N-600 to this address.

OMB No. 1615-0057
Expires: 08/31/2024

 **Security Reminder**

If you do not work on your form for more than 30 days, we will delete your data in order to prevent storing personal information indefinitely.

[Back](#)

[Start](#)

[Return to top](#)

[Topics](#) [Contact Us](#) [Citizenship](#) [Schedule An Appointment](#) [Find A Doctor](#) [Find A Class](#)



[Contact USCIS](#)

 USCIS.gov
An official website of the U.S. Department of Homeland Security

- [About USCIS](#)
- [Accessibility](#)
- [Budget and Performance](#)
- [DHS Components](#)
- [Freedom of Information Act](#)
- [No FEAR Act Data](#)
- [Privacy and Legal Disclaimers](#)
- [Site Map](#)
- [Office of the Inspector General](#)
- [The White House](#)
- [USA.gov](#)

National Terrorism Advisory System



ACTIVE BULLETIN
READ MORE


Put this widget on your web page


Application for Certificate of Citizenship (N-600)


Getting Started


Basis for eligibility

Preparer and interpreter information

About You 

Your Family 

Your Request 

Evidence 

Additional Information 

Review and Submit 

What is your basis for eligibility?

- I am a BIOLOGICAL child of a U.S. citizen parent
- I am an ADOPTED child of a U.S. citizen parent
- Other

Have you previously applied for a Certificate of Citizenship or a U.S. Passport?

- Yes
- No

Are you a member or veteran of any branch of the U.S. Armed Forces?

- Yes
- No

[Back](#)

[Next](#)

[Return to top](#)

[Topics](#) | [Contact Us](#) | [Citizenship](#) | [Schedule An Appointment](#) | [Find A Doctor](#) | [Find A Class](#)



[Contact USCIS](#)

 **USCIS.gov**
An official website of the [U.S. Department of Homeland Security](#)

- [About USCIS](#)
- [Freedom of Information Act](#)
- [Office of the Inspector General](#)
- [Accessibility](#)
- [No FEAR Act Data](#)
- [The White House](#)
- [Budget and Performance](#)
- [Privacy and Legal Disclaimers](#)
- [USA.gov](#)
- [DHS Components](#)
- [Site Map](#)

National Terrorism Advisory System



ACTIVE BULLETIN
READ MORE


[Put this widget on your web page](#)


Application for Certificate of Citizenship (N-600)


Getting Started 


Basis for eligibility

Preparer and interpreter information

About You 

Your Family 

Your Request 

Evidence 

Additional Information 

Review and Submit 

What is your basis for eligibility?

- I am a BIOLOGICAL child of a U.S. citizen parent
- I am an ADOPTED child of a U.S. citizen parent
- Other

Provide an explanation.

0 / 2000

Have you previously applied for a Certificate of Citizenship or a U.S. Passport?

- Yes
- No

Provide an explanation.

0 / 2000

 You may not be eligible to file an Application for

If you have previously filed only an application for a passport, please disregard this message.

If you previously filed an Application for Certificate of Citizenship and received a decision from USCIS, you should not file this application again. USCIS will reject any newly filed application for Certificate of Citizenship (N-600) you file.

If USCIS denied your prior Application for Certificate of Citizenship, you may be eligible to appeal that decision using the Notice of Appeal or Motion (Form I-290B). If the time for appeal has expired, you should submit a motion to reopen or reconsider using Form I-290B. Review your decision notice for more information.

If you are seeking to replace a lost or stolen certificate, you should submit the Application for Replacement Naturalization/

Are you a member or veteran of any branch of the U.S. Armed Forces?

- Yes
- No

[Back](#)

[Next](#)

[Return to top](#)

[Topics](#) [Contact Us](#) [Citizenship](#) [Schedule An Appointment](#) [Find A Doctor](#) [Find A Class](#)



Application for Certificate of Citizenship (N-600)

Getting Started ^

Basis for eligibility

Preparer and interpreter information

About You ▾

Your Family ▾

Your Request ▾

Evidence ▾

Additional Information ▾

Review and Submit ▾

Is someone assisting you with completing this application?

Yes

No

Back

Next

[Return to top](#)

Topics

Contact Us

Citizenship

Schedule An Appointment

Find A Doctor

Find A Class



U.S. Citizenship and Immigration Services



[Contact USCIS](#)



USCIS.gov

An official website of the [U.S. Department of Homeland Security](#)

[About USCIS](#)

[Accessibility](#)

[Budget and Performance](#)

[DHS Components](#)

[Freedom of Information Act](#)

[No FEAR Act Data](#)

[Privacy and Legal Disclaimers](#)

[Site Map](#)

[Office of the Inspector General](#)

[The White House](#)

[USA.gov](#)

National Terrorism Advisory System



ACTIVE BULLETIN
READ MORE

[Put this widget on your web page](#)



Application for Certificate of Citizenship (N-600)

Getting Started

Basis for eligibility

Preparer and interpreter information

About You

Your Family

Your Request

Evidence

Additional Information

Review and Submit

Is someone assisting you with completing this application?

Yes

No

Is a preparer assisting you with completing this application?

A preparer is anyone who completes or helps you complete all or part of your application using information and answers that you provide.

Yes

No

Is an interpreter assisting you with completing this application?

Yes

No

Back

Next

[Return to top](#)

Topics

Contact Us

Citizenship

Schedule An Appointment

Find A Doctor

Find A Class



U.S. Citizenship and Immigration Services



[Contact USCIS](#)



USCIS.gov

An official website of the U.S. Department of Homeland Security

[About USCIS](#)

[Accessibility](#)

[Budget and Performance](#)

[DHS Components](#)

[Freedom of Information Act](#)

[No FEAR Act Data](#)

[Privacy and Legal Disclaimers](#)

[Site Map](#)

[Office of the Inspector General](#)

[The White House](#)

[USA.gov](#)

National Terrorism Advisory System



ACTIVE BULLETIN
READ MORE

[Put this widget on your web page](#)



Application for Certificate of Citizenship (N-600)

Getting Started

- Basis for eligibility
- Preparer and interpreter information
- Preparer information**
- Interpreter information

- About You
- Your Family
- Your Request
- Evidence
- Additional Information
- Review and Submit

What is your preparer's full name?

Given name (first name)

Family name (last name)

What is your preparer's business or organization name?

My preparer is not part of a business or organization

What is your preparer's mailing address?

Country

Address line 1

Street number and name

Address line 2

Apartment, suite, unit, or floor

City or town

State/Province

ZIP code/Postal code

Provide a 5 or 9-digit ZIP code.

What is your preparer's contact information?

Daytime telephone number

Provide a 10-digit phone number

Mobile telephone number

My preparer does not have a mobile telephone number.

Provide a 10-digit phone number

Email address

My preparer does not have an email address.

Example: user@domain.com

[Return to top](#)

[Topics](#)

[Contact Us](#)

[Citizenship](#)

[Schedule An Appointment](#)

[Find A Doctor](#)

[Find A Class](#)



U.S. Citizenship and Immigration Services



[Contact USCIS](#)



USCIS.gov
An official website of the U.S. Department of Homeland Security

[About USCIS](#)

[Accessibility](#)

[Budget and Performance](#)

[DHS Components](#)

[Freedom of Information Act](#)

[No FEAR Act Data](#)

[Privacy and Legal Disclaimers](#)

[Site Map](#)

[Office of the Inspector General](#)

[The White House](#)

[USA.gov](#)



Put this widget on your web page

Application for Certificate of Citizenship (N-600)

Getting Started ^

- Basis for eligibility
- Preparer and interpreter information
- Preparer information
- Interpreter information**

- About You v
- Your Family v
- Your Request v
- Evidence v
- Additional Information v
- Review and Submit v

What is your interpreter's full name?

Given name (first name)

Family name (last name)

What is your interpreter's business or organization name?

My preparer is not part of a business or organization

What is your interpreter's mailing address?

Country

Address line 1

Street number and name

Address line 2

Apartment, suite, unit, or floor

City or town

State/Province

ZIP code/Postal code

Provide a 5 or 9-digit ZIP code.

What is your interpreter's contact information?

Daytime telephone number

Provide a 10-digit phone number

Mobile telephone number My interpreter does not have a mobile telephone number.

Provide a 10-digit phone number

Email address My interpreter does not have an email address.

Example: user@domain.com

What language is your interpreter using to interpret this application for you?

[Back](#)

[Next](#)

[Return to top](#)

- [Topics](#)
- [Contact Us](#)
- [Citizenship](#)
- [Schedule An Appointment](#)
- [Find A Doctor](#)
- [Find A Class](#)



[Contact USCIS](#)



Application for Certificate of Citizenship (N-600)

[Getting Started](#)

About You

Your name

Your contact information

Describe yourself

When and where you were born

Your immigration information

Other Information

[Your Family](#)

[Your Request](#)

[Evidence](#)

[Additional Information](#)

[Review and Submit](#)

What is your current legal name?

Your current legal name is the name on your birth certificate, unless it changed after birth by a legal action such as marriage, adoption, or court order. Do not provide any nicknames here.

Given name (first name)

Middle name

Family name (last name)

What is your name exactly as it appears on your Permanent Resident Card?

Provide your name exactly as it appears on your Permanent Resident Card, even if it is misspelled. Type "N/A" if you do not have a permanent resident card.

The name on my Permanent Resident Card matches my current legal name.

Given name (first name)

Middle name

Family name (last name)

Have you used any other names since birth?

Other names used may include nicknames, aliases, and maiden names.

Yes

No

[Back](#)

[Next](#)

[Return to top](#)

[Topics](#)

[Contact Us](#)

[Citizenship](#)

[Schedule An Appointment](#)

[Find A Doctor](#)

[Find A Class](#)



U.S. Citizenship and Immigration Services



[Contact USCIS](#)



USCIS.gov
An official website of the U.S. Department of Homeland Security

[About USCIS](#)

[Accessibility](#)

[Budget and Performance](#)

[DHS Components](#)

[Freedom of Information Act](#)

[No FEAR Act Data](#)

[Privacy and Legal Disclaimers](#)

[Site Map](#)

[Office of the Inspector General](#)

[The White House](#)

[USA.gov](#)

National Terrorism Advisory System



ACTIVE BULLETIN
READ MORE

[Put this widget on your web page](#)

Application for Certificate of Citizenship (N-600)

[Getting Started](#)

About You

Your name

Your contact information

Describe yourself

When and where you were born

Your immigration information

[About You](#)

[Your Family](#)

[Your Request](#)

[Evidence](#)

[Additional Information](#)

[Review and Submit](#)

What is your current legal name?

Your current legal name is the name on your birth certificate, unless it changed after birth by a legal action such as marriage, adoption, or court order. Do not provide any nicknames here.

Given name (first name)

Middle name

Family name (last name)

What is your name exactly as it appears on your Permanent Resident Card?

Provide your name exactly as it appears on your Permanent Resident Card, even if it is misspelled. Type "N/A" if you do not have a permanent resident card.

The name on my Permanent Resident Card matches my current legal name.

Given name (first name)

Middle name

Family name (last name)

Have you used any other names since birth?

Other names used may include nicknames, aliases, and maiden names.

Yes

No

Provide the other names you have used.

Given name (first name)

Middle name

Family name (last name)

[+ Add another name](#)

[Back](#)

[Next](#)

[Return to top](#)

[Topics](#) | [Contact Us](#) | [Citizenship](#) | [Schedule An Appointment](#) | [Find A Doctor](#) | [Find A Class](#)



[Contact USCIS](#)

 [USCIS.gov](#)
An official website of the [U.S. Department of Homeland Security](#)

- [About USCIS](#)
- [Accessibility](#)
- [Budget and Performance](#)
- [DHS Components](#)
- [Freedom of Information Act](#)
- [No FEAR Act Data](#)
- [Privacy and Legal Disclaimers](#)
- [Site Map](#)
- [Office of the Inspector General](#)
- [The White House](#)
- [USA.gov](#)

National Terrorism Advisory System



ACTIVE BULLETIN
READ MORE

Put this widget on your web page

Application for Certificate of Citizenship (N-600)

- Getting Started
- About You**
 - Your name
 - Your contact information**
 - Describe yourself
 - When and where you were born
 - Your immigration information
 - Other Information
- Your Family
- Your Request
- Evidence
- Additional Information
- Review and Submit

What is your current mailing address?

We will use your current mailing address to contact you throughout the application process. We may not be able to contact you if you do not provide a complete and valid address.

In care of name (if any)

Country

Address line 1

 Street number and name

Address line 2

 Apartment, suite, unit, or floor

City or town **State/Province** **ZIP code/Postal code**

 Provide a 5 or 9-digit ZIP code.

Where do you live now?

Country

Address line 1

 Street number and name

Address line 2

 Apartment, suite, unit, or floor

City or town **State/Province** **ZIP code/Postal code**

 Provide a 5 or 9-digit ZIP code.

How can we contact you?

Daytime telephone number

 Country code Phone number

Mobile telephone number
 I do not have a mobile telephone number.

 Country code Phone number

Email address
 I do not have an email address.

 Example: user@domain.com

[Back](#) [Next](#)

[Return to top](#)

- [Topics](#)
- [Contact Us](#)
- [Citizenship](#)
- [Schedule An Appointment](#)
- [Find A Doctor](#)
- [Find A Class](#)

Application for Certificate of Citizenship (N-600)

[Getting Started](#) ▾

About You ▲

Your name

Your contact information

Additional information

Describe yourself

When and where you were born

Your immigration information

[Your Family](#) ▾

[Your Request](#) ▾

[Evidence](#) ▾

[Additional Information](#) ▾

[Review and Submit](#) ▾

What is your date of birth?

What is your country of birth?

Were you adopted?

- Yes
- No

What is your U.S. Social Security number?

I do not have U.S. Social Security number.

Provide a 9-digit Social Security number.

What is your USCIS Online Account Number?

You will only have an Online Account Number, or OAN, if you previously filed a form that has a receipt number that begins with IOE. If you filed the form online, you can find your OAN in your account profile. If you mailed us the form, you can find your OAN at the top of the Account Access Notice we sent you.

If you do not have a receipt number that begins with IOE, you do not have an OAN.

(The OAN is not the same as an A-Number)

I do not have a USCIS Online Account Number.

Provide a 12-digit Online Account Number.

[Back](#)

[Next](#)

[Return to top](#)

[Topics](#)

[Contact Us](#)

[Citizenship](#)

[Schedule An Appointment](#)

[Find A Doctor](#)

[Find A Class](#)



U.S. Citizenship and Immigration Services



[Contact USCIS](#)



USCIS.gov
An official website of the U.S. Department of Homeland Security

[About USCIS](#)

[Accessibility](#)

[Budget and Performance](#)

[DHS Components](#)

[Freedom of Information Act](#)

[No FEAR Act Data](#)

[Privacy and Legal Disclaimers](#)

[Site Map](#)

[Office of the Inspector General](#)

[The White House](#)

[USA.gov](#)

National Terrorism Advisory System



ACTIVE BULLETIN
READ MORE

Put this widget on your web page

Application for Certificate of Citizenship (N-600)

[Getting Started](#) ▾

About You

 ▲

- Your name
- Your contact information
- Additional information
- Your immigration information**
- Describe yourself
- Your adoption
- Your re-adoption

[Your Family](#) ▾

[Your Request](#) ▾

[Evidence](#) ▾

[Additional Information](#) ▾

[Review and Submit](#) ▾

What is your A-Number?

Your A-Number is located on your Permanent Resident Card (formerly known as the Alien Registration Card or referred to as the Green Card), and consists of a 7, 8, or 9-digit number.

The A-Number may be located on the front or back of the card, depending on when the card was issued.

Where to find the your A-Number



I do not have or know my A-Number.

Provide a 7, 8, or 9-digit number. If your A-Number is fewer than 9 digits, the system will automatically add zero(s) after the "A" and before the first digit so there is a total of 9 digits, for example: A-001234567.

What is your prior country of citizenship or nationality?

Provide the name of the country of your citizenship or nationality before you became a citizen.

If the country no longer exists or you are stateless, enter the name of the foreign country where you were last a citizen or national.

If you are a citizen or national of more than one country, provide the name of the foreign country that issued your latest passport

What was the port-of-entry that you used to enter the United States?

City or town

State

What date did you enter?

What name did you use when you entered?

Given name (first name)

Middle name

Family name (last name)

What travel document did you use to be admitted to the United States?

- Passport
- Travel document

What country issued your passport or travel document?

What date was your passport or travel document issued?

Application for Certificate of Citizenship (N-600)

[Getting Started](#)

About You

- Your name
- Your contact information
- Additional information
- Your immigration information
- Describe yourself**
- Your adoption
- Your re-adoption

[Your Family](#)

[Your Request](#)

[Evidence](#)

[Additional Information](#)

[Review and Submit](#)

What is the your gender?

- Male
- Female

What is your ethnicity?

Hispanic or Latino refers to a person of Cuban, Mexican, Puerto Rican, South or Central American, or other Spanish culture or origin, regardless of race.

- Hispanic or Latino
- Not Hispanic or Latino

What is your race?

Select all that apply. Your race is different from your ethnicity and should reflect your geographical origins.

- White
- Asian
- Black or African American
- American Indian or Alaska Native
- Native Hawaiian or Other Pacific Islander

What is your height?

Feet Inches

What is your weight?

Pounds

Provide a weight between 30 and 699 pounds.

What is the color of your eyes?

What is the color of your hair?

What is the your current marital status?

- Single, Never Married
- Married
- Divorced
- Widowed
- Separated
- Marriage Annulled
- Other

[Back](#)

[Next](#)

[Return to top](#)

[Topics](#) | [Contact Us](#) | [Citizenship](#) | [Schedule An Appointment](#) | [Find A Doctor](#) | [Find A Class](#)



[Contact USCIS](#)

 USCIS.gov
An official website of the U.S. Department of Homeland Security

- [About USCIS](#)
- [Accessibility](#)
- [Budget and Performance](#)
- [DHS Components](#)
- [Freedom of Information Act](#)
- [No FEAR Act Data](#)
- [Privacy and Legal Disclaimers](#)
- [Site Map](#)
- [Office of the Inspector General](#)
- [The White House](#)
- [USA.gov](#)





Application for Certificate of Citizenship (N-600)

[Getting Started](#)

About You

Your name

Your contact information

Additional information

Your immigration information

Describe yourself

Your adoption

Your re-adoption

[Your Family](#)

[Your Request](#)

[Evidence](#)

[Additional Information](#)

[Review and Submit](#)

What was the port-of-entry that you used to enter the United States?

City or town

State

Country

What date was your adoption?

What date did legal custody begin?

What date did physical custody begin?

[Back](#)

[Next](#)

[Return to top](#)

[Topics](#)

[Contact Us](#)

[Citizenship](#)

[Schedule An Appointment](#)

[Find A Doctor](#)

[Find A Class](#)



U.S. Citizenship and Immigration Services



[Contact USCIS](#)



USCIS.gov

An official website of the [U.S. Department of Homeland Security](#)

[About USCIS](#)

[Accessibility](#)

[Budget and Performance](#)

[DHS Components](#)

[Freedom of Information Act](#)

[No FEAR Act Data](#)

[Privacy and Legal Disclaimers](#)

[Site Map](#)

[Office of the Inspector General](#)

[The White House](#)

[USA.gov](#)



ACTIVE BULLETIN
READ MORE

[Put this widget on your web page](#)

Application for Certificate of Citizenship (N-600)

[Getting Started](#)

About You

Your name

Your contact information

Additional information

Your immigration information

Describe yourself

Your adoption

Your re-adoption

[Your Family](#)

[Your Request](#)

[Evidence](#)

[Additional Information](#)

[Review and Submit](#)

Did you have to be re-adopted in the United States?

- Yes
- No

Where was the place of your final adoption?

City or town

State

Country

What date was your final adoption?

What date did legal custody begin?

What date did physical custody begin?

[Return to top](#)

[Topics](#)

[Contact Us](#)

[Citizenship](#)

[Schedule An Appointment](#)

[Find A Doctor](#)

[Find A Class](#)



U.S. Citizenship and Immigration Services



[Contact USCIS](#)



USCIS.gov
An official website of the U.S. Department of Homeland Security

[About USCIS](#)

[Accessibility](#)

[Budget and Performance](#)

[DHS Components](#)

[Freedom of Information Act](#)

[No FEAR Act Data](#)

[Privacy and Legal Disclaimers](#)

[Site Map](#)

[Office of the Inspector General](#)

[The White House](#)

[USA.gov](#)

National Terrorism Advisory System

ACTIVE BULLETIN
READ MORE
[Put this widget on your web page](#)



Application for Certificate of Citizenship (N-600)

[Getting Started](#)

[About You](#)

Your Family

Parents

[U.S. citizen father's information](#)

[U.S. citizen mother's information](#)

[Your Request](#)

[Evidence](#)

[Additional Information](#)

[Review and Submit](#)

Were your parents married to each other when you were born (or adopted)?

Yes

No

Did your parents marry after you were born?

Yes

No

Do you regularly reside in the United States in the legal and physical custody of your U.S. citizen parents?

Yes

No

[Back](#)

[Next](#)

[Return to top](#)

[Topics](#)

[Contact Us](#)

[Citizenship](#)

[Schedule An Appointment](#)

[Find A Doctor](#)

[Find A Class](#)



U.S. Citizenship and Immigration Services



[Contact USCIS](#)



USCIS.gov

An official website of the [U.S. Department of Homeland Security](#)

[About USCIS](#)

[Accessibility](#)

[Budget and Performance](#)

[DHS Components](#)

[Freedom of Information Act](#)

[No FEAR Act Data](#)

[Privacy and Legal Disclaimers](#)

[Site Map](#)

[Office of the Inspector General](#)

[The White House](#)

[USA.gov](#)

National Terrorism Advisory System



ACTIVE BULLETIN
READ MORE

[Put this widget on your web page](#)

Application for Certificate of Citizenship (N-600)

[Getting Started](#) ▼

[About You](#) ▼

Your Family ▲

[Parents](#)

U.S. citizen father's information

[U.S. citizen mother's information](#)

[Your Request](#) ▼

[Evidence](#) ▼

[Additional Information](#) ▼

[Review and Submit](#) ▼

Complete this section if you are claiming citizenship through a U.S. biological father (or adoptive father), or provide information about yourself if you are a U.S. citizen father applying for a Certificate of Citizenship on behalf of your minor biological child or adopted child.

What is your U.S. citizen father's current legal name?

Your father's legal name is the name on his birth certificate, unless it changed after birth by legal action such as marriage or court order. Do not provide a nickname here.

Given name (first name)

Middle name

Family name (last name)

What is your U.S. citizen father's current physical address?

Country

Address line 1

Street number and name

Address line 2

Apartment, suite, unit, or floor

City or town

State/Province

ZIP code/Postal code

Provide a 5 or 9-digit ZIP code.

What is your U.S. citizen father's date of birth?

MM/DD/YYYY

What is your U.S. citizen father's country of birth?

[Back](#)

[Next](#)

[Return to top](#)

[Topics](#)

[Contact Us](#)

[Citizenship](#)

[Schedule An Appointment](#)

[Find A Doctor](#)

[Find A Class](#)



U.S. Citizenship and Immigration Services



[Contact USCIS](#)



USCIS.gov
An official website of the U.S. Department of Homeland Security

[About USCIS](#)

[Accessibility](#)

[Budget and Performance](#)

[DHS Components](#)

[Freedom of Information Act](#)

[No FEAR Act Data](#)

[Privacy and Legal Disclaimers](#)

[Site Map](#)

[Office of the Inspector General](#)

[The White House](#)

[USA.gov](#)





Application for Certificate of Citizenship (N-600)

Getting Started

About You

Your Family

Parents

U.S. citizen father's information

U.S. citizen mother's information

Your Request

Evidence

Additional Information

Review and Submit

Complete this section if you are claiming citizenship through a U.S. biological father (or adoptive father), or provide information about yourself if you are a U.S. citizen father applying for a Certificate of Citizenship on behalf of your minor biological child or adopted child.

What is your U.S. citizen mother's current legal name?

Your mother's legal name is the name on her birth certificate, unless it changed after birth by legal action such as marriage or court order. Do not provide a nickname here.

Given name (first name)

Middle name

Family name (last name)

What is your U.S. citizen mother's current physical address?

Country

Address line 1

Street number and name

Address line 2

Apartment, suite, unit, or floor

City or town

State/Province

ZIP code/Postal code

Provide a 5 or 9-digit ZIP code.

What is your U.S. citizen mother's date of birth?

What is your U.S. citizen mother's country of birth?

[Return to top](#)

Topics

Contact Us

Citizenship

Schedule An Appointment

Find A Doctor

Find A Class



U.S. Citizenship and Immigration Services



[Contact USCIS](#)



USCIS.gov
An official website of the U.S. Department of Homeland Security

[About USCIS](#)

[Accessibility](#)

[Budget and Performance](#)

[DHS Components](#)

[Freedom of Information Act](#)

[No FEAR Act Data](#)

[Privacy and Legal Disclaimers](#)

[Site Map](#)

[Office of the Inspector General](#)

[The White House](#)

[USA.gov](#)

National Terrorism Advisory System

ACTIVE BULLETIN
READ MORE

[Put this widget on your web page](#)



Application for Certificate of Citizenship (N-600)

Getting Started

About you

Your family

Your Request

Current status

Request for certificate

Evidence

Additional Information

Review and Submit

What is your current immigration status?

- Non-Immigrant
- Lawful permanent resident (LPR)
- Refugee/Asylee
- Other

Back

Next

[Return to top](#)

Topics

Contact Us

Citizenship

Schedule An Appointment

Find A Doctor

Find A Class



U.S. Citizenship and Immigration Services



[Contact USCIS](#)



USCIS.gov

An official website of the [U.S. Department of Homeland Security](#)

[About USCIS](#)

[Accessibility](#)

[Budget and Performance](#)

[DHS Components](#)

[Freedom of Information Act](#)

[No FEAR Act Data](#)

[Privacy and Legal Disclaimers](#)

[Site Map](#)

[Office of the Inspector General](#)

[The White House](#)

[USA.gov](#)

National Terrorism Advisory System



ACTIVE BULLETIN
READ MORE

[Put this widget on your web page](#)

Application for Certificate of Citizenship (N-600)

[Getting Started](#) ▼

[About you](#) ▼

[Your family](#) ▼

Your Request ▲

Current status

Request for certificate

[Evidence](#) ▼

[Additional Information](#) ▼

[Review and Submit](#) ▼

What is your current immigration status?

- Non-Immigrant
- Lawful permanent resident (LPR)
- Refugee/Asylee
- Other

On what date did you become a lawful permanent resident?

Which USCIS office granted your lawful permanent resident status or admitted you as a lawful permanent resident?

Have you ever abandoned or lost your lawful permanent resident status?

- Yes
- No

[Back](#)

[Next](#)

[Return to top](#)

[Topics](#) | [Contact Us](#) | [Citizenship](#) | [Schedule An Appointment](#) | [Find A Doctor](#) | [Find A Class](#)



[Contact USCIS](#)

 **USCIS.gov**
An official website of the [U.S. Department of Homeland Security](#).

- [About USCIS](#)
- [Freedom of Information Act](#)
- [Office of the Inspector General](#)
- [Accessibility](#)
- [No FEAR Act Data](#)
- [The White House](#)
- [Budget and Performance](#)
- [Privacy and Legal Disclaimers](#)
- [USA.gov](#)
- [DHS Components](#)
- [Site Map](#)

National Terrorism Advisory System



ACTIVE BULLETIN
READ MORE

[Put this widget on your web page](#)



Application for Certificate of Citizenship (N-600)

Getting Started ▾

About you ▾

Your family ▾

Your Request ^

Current status

Request for certificate

Evidence ▾

Additional Information ▾

Review and Submit ▾

Have you been absent from the United States since you first arrived?

Yes

No

Back

Next

[Return to top](#)

Topics

Contact Us

Citizenship

Schedule An Appointment

Find A Doctor

Find A Class



U.S. Citizenship and Immigration Services



[Contact USCIS](#)



USCIS.gov

An official website of the [U.S. Department of Homeland Security](#)

[About USCIS](#)

[Accessibility](#)

[Budget and Performance](#)

[DHS Components](#)

[Freedom of Information Act](#)

[No FEAR Act Data](#)

[Privacy and Legal Disclaimers](#)

[Site Map](#)

[Office of the Inspector General](#)

[The White House](#)

[USA.gov](#)

National Terrorism Advisory System



ACTIVE BULLETIN
READ MORE

[Put this widget on your web page](#)



Application for Certificate of Citizenship (N-600)

Getting Started ▾

About you ▾

Your family ▾

Your Request ^

Current status

Request for certificate

Absence from U.S.

Evidence ▾

Additional Information ▾

Review and Submit ▾

When were you absent from the United States?

Provide the dates for every trip abroad that you have taken since you first arrived in the United States.

+ Add

Back

Next

[Return to top](#)

Topics

Contact Us

Citizenship

Schedule An Appointment

Find A Doctor

Find A Class



U.S. Citizenship and Immigration Services



[Contact USCIS](#)



USCIS.gov
An official website of the [U.S. Department of Homeland Security](#)

[About USCIS](#)

[Accessibility](#)

[Budget and Performance](#)

[DHS Components](#)

[Freedom of Information Act](#)

[No FEAR Act Data](#)

[Privacy and Legal Disclaimers](#)

[Site Map](#)

[Office of the Inspector General](#)

[The White House](#)

[USA.gov](#)

National Terrorism Advisory System



ACTIVE BULLETIN
READ MORE

Put this widget on your web page



Application for Certificate of Citizenship (N-600)

Getting Started

About You

Your Family

Your Request

Evidence

2" x 2" photo of child

Additional Information

Review and Submit

2"x2" Photo Of You

Upload a recent color photograph of yourself that measures 2 inches by 2 inches, with your face measuring 1 inch to 1 3/8 inch from your chin to the top of your head. Your eyes should be between 1 1/8 inch and 1 3/8 inch from the bottom of the photo.

Make sure your whole face is visible, you are facing the camera directly, and the background is white or off-white. Your head must be bare, unless contrary to your religious beliefs. Also, include an image of the back of the photograph with your name and A-Number written in pen or pencil.

If you need help understanding the photo requirements or want to resize, rotate, or crop your photo, you can use to the Department of State's [photo composition tools](#).

File requirements

- Clear and readable
- Accepted file formats: JPG, JPEG, PDF, TIF or TIFF
- No encrypted or password-protected files
- If your documents are in a foreign language, upload a full English translation and the translator's certification with each original document.
- Upload no more than five documents at a time
- Accepted file name characters: English letters, numbers, spaces, periods, hyphens, underscores, and parentheses
- Maximum size: 12MB per file

[Choose](#) or drop files here to upload

Back

Next

[Return to top](#)

Topics

Contact Us

Citizenship

Schedule An Appointment

Find A Doctor

Find A Class



U.S. Citizenship and Immigration Services



[Contact USCIS](#)



USCIS.gov
An official website of the U.S. Department of Homeland Security

[About USCIS](#)

[Accessibility](#)

[Budget and Performance](#)

[DHS Components](#)

[Freedom of Information Act](#)

[No FEAR Act Data](#)

[Privacy and Legal Disclaimers](#)

[Site Map](#)

[Office of the Inspector General](#)

[The White House](#)

[USA.gov](#)

National Terrorism Advisory System



ACTIVE BULLETIN
READ MORE

[Put this widget on your web page](#)



Application for Certificate of Citizenship (N-600)

Getting Started

About You

Your Family

Your Request

Evidence

Your birth certificate

Additional Information

Review and Submit

Your Birth Certificate

Upload a copy or image of your birth certificate or record that was issued and certified by a civil authority in your country of birth.

File requirements

- Clear and readable
- Accepted file formats: JPG, JPEG, PDF, TIF or TIFF
- No encrypted or password-protected files
- If your documents are in a foreign language, upload a full English translation and the translator's certification with each original document.
- Upload no more than five documents at a time
- Accepted file name characters: English letters, numbers, spaces, periods, hyphens, underscores, and parentheses
- Maximum size: 12MB per file

[Choose](#) or drop files here to upload

Back

Next

[Return to top](#)

Topics

Contact Us

Citizenship


Schedule An Appointment

Find A Doctor

Find A Class



U.S. Citizenship and Immigration Services



[Contact USCIS](#)



USCIS.gov
An official website of the U.S. Department of Homeland Security

[About USCIS](#)

[Accessibility](#)

[Budget and Performance](#)

[DHS Components](#)

[Freedom of Information Act](#)

[No FEAR Act Data](#)

[Privacy and Legal Disclaimers](#)

[Site Map](#)

[Office of the Inspector General](#)

[The White House](#)

[USA.gov](#)

National Terrorism Advisory System

ACTIVE BULLETIN
READ MORE

[Put this widget on your web page](#)

Application for Certificate of Citizenship (N-600)

[Getting Started](#) ▾

[About You](#) ▾

[Your Family](#) ▾

[Your Request](#) ▾

Evidence ▴

U.S. citizen parent's birth certificate or record

[Additional Information](#) ▾

[Review and Submit](#) ▾

U.S. Citizen Parent's Birth Certificate Or Record

Upload a copy or image of your U.S. citizen parent's birth certificate or record that was issued and certified by a civil authority in their country of birth.

File requirements

- Clear and readable
- Accepted file formats: JPG, JPEG, PDF, TIF or TIFF
- No encrypted or password-protected files
- If your documents are in a foreign language, upload a full English translation and the translator's certification with each original document.
- Upload no more than five documents at a time
- Accepted file name characters: English letters, numbers, spaces, periods, hyphens, underscores, and parentheses
- Maximum size: 12MB per file

[Choose](#) or drop files here to upload

[Back](#)

[Next](#)

[Return to top](#)

[Topics](#) [Contact Us](#) [Citizenship](#) [Schedule An Appointment](#) [Find A Doctor](#) [Find A Class](#)



[Contact USCIS](#)

 **USCIS.gov**
An official website of the [U.S. Department of Homeland Security](#)

- [About USCIS](#)
- [Accessibility](#)
- [Budget and Performance](#)
- [DHS Components](#)
- [Freedom of Information Act](#)
- [No FEAR Act Data](#)
- [Privacy and Legal Disclaimers](#)
- [Site Map](#)
- [Office of the Inspector General](#)
- [The White House](#)
- [USA.gov](#)

National Terrorism Advisory System



ACTIVE BULLETIN
READ MORE

[Put this widget on your web page](#)



Application for Certificate of Citizenship (N-600)

Getting Started

About You

Your Family

Your Request

Evidence

U.S. citizen parent's proof of U.S. citizenship

Additional Information

Review and Submit

U.S. Citizen Parent's Proof Of U.S. Citizenship

Upload a copy or image of your U.S. citizen parent's proof of U.S. citizenship. This may include:

- Birth certificate showing birth in the United States;
- Form N-550, Certificate of Naturalization;
- Form N-560, Certificate of Citizenship;
- Form FS-240, Report of Birth Abroad of United States Citizen; or
- Valid unexpired U.S. passport.

File requirements

- Clear and readable
- Accepted file formats: JPG, JPEG, PDF, TIF or TIFF
- No encrypted or password-protected files
- If your documents are in a foreign language, upload a full English translation and the translator's certification with each original document.
- Upload no more than five documents at a time
- Accepted file name characters: English letters, numbers, spaces, periods, hyphens, underscores, and parentheses
- Maximum size: 12MB per file

[Choose](#) or drop files here to upload

Back

Next

[Return to top](#)

Topics

Contact Us

Citizenship

Schedule An Appointment

Find A Doctor

Find A Class



U.S. Citizenship and Immigration Services



[Contact USCIS](#)



USCIS.gov
An official website of the U.S. Department of Homeland Security

[About USCIS](#)

[Accessibility](#)

[Budget and Performance](#)

[DHS Components](#)

[Freedom of Information Act](#)

[No FEAR Act Data](#)

[Privacy and Legal Disclaimers](#)

[Site Map](#)

[Office of the Inspector General](#)

[The White House](#)

[USA.gov](#)

National Terrorism Advisory System

ACTIVE BULLETIN
READ MORE

[Put this widget on your web page](#)



Application for Certificate of Citizenship (N-600)

[Getting Started](#)

[About You](#)

[Your Family](#)

[Your Request](#)

Evidence

Evidence of military service

[Additional Information](#)

[Review and Submit](#)

Evidence Of Military Service

If you are a member or veteran of any branch of the U.S. Armed Forces, provide proof of your U.S. military service.

File requirements

- Clear and readable
- Accepted file formats: JPG, JPEG, PDF, TIF or TIFF
- No encrypted or password-protected files
- If your documents are in a foreign language, upload a full English translation and the translator's certification with each original document.
- Upload no more than five documents at a time
- Accepted file name characters: English letters, numbers, spaces, periods, hyphens, underscores, and parentheses
- Maximum size: 12MB per file

[Choose](#) or drop files here to upload

[Back](#)

[Next](#)

[Return to top](#)

[Topics](#)

[Contact Us](#)

[Citizenship](#)

[Schedule An Appointment](#)

[Find A Doctor](#)

[Find A Class](#)



U.S. Citizenship and Immigration Services



[Contact USCIS](#)



USCIS.gov
An official website of the U.S. Department of Homeland Security

[About USCIS](#)

[Accessibility](#)

[Budget and Performance](#)

[DHS Components](#)

[Freedom of Information Act](#)

[No FEAR Act Data](#)

[Privacy and Legal Disclaimers](#)

[Site Map](#)

[Office of the Inspector General](#)

[The White House](#)

[USA.gov](#)

National Terrorism Advisory System

ACTIVE BULLETIN
READ MORE

[Put this widget on your web page](#)



Application for Certificate of Citizenship (N-600)

Getting Started

About You

Your Family

Your Request

Evidence

Your proof of U.S. citizenship

Additional Information

Review and Submit

Your Proof Of U.S. Citizenship

If you have proof of your U.S. citizenship, you should upload a copy or image. This may include:

- Birth certificate showing birth in the United States;
- Form N-550, Certificate of Naturalization;
- Form N-560, Certificate of Citizenship;
- Form FS-240, Report of Birth Abroad of United States Citizen; or
- Valid unexpired U.S. passport.

File requirements

- Clear and readable
- Accepted file formats: JPG, JPEG, PDF, TIF or TIFF
- No encrypted or password-protected files
- If your documents are in a foreign language, upload a full English translation and the translator's certification with each original document.
- Upload no more than five documents at a time
- Accepted file name characters: English letters, numbers, spaces, periods, hyphens, underscores, and parentheses
- Maximum size: 12MB per file

[Choose](#) or drop files here to upload

Back

Next

[Return to top](#)

Topics

Contact Us

Citizenship


Schedule An Appointment

Find A Doctor

Find A Class



U.S. Citizenship and Immigration Services



[Contact USCIS](#)



USCIS.gov
An official website of the U.S. Department of Homeland Security

[About USCIS](#)

[Accessibility](#)

[Budget and Performance](#)

[DHS Components](#)

[Freedom of Information Act](#)

[No FEAR Act Data](#)

[Privacy and Legal Disclaimers](#)

[Site Map](#)

[Office of the Inspector General](#)

[The White House](#)

[USA.gov](#)

National Terrorism Advisory System

ACTIVE BULLETIN
READ MORE

[Put this widget on your web page](#)



Application for Certificate of Citizenship (N-600)

Getting Started

About You

Your Family

Your Request

Evidence

U.S. citizen parent's marriage certificates

Additional Information

Review and Submit

U.S. Citizen Parent's Marriage Certificates

Upload a copy or image of your U.S. citizen parent's marriage certificate that was issued and certified by a civil authority in the state or country of marriage. If your U.S. citizen parent has been married more than once, upload a copy or image of all of their marriage certificates.

File requirements

- Clear and readable
- Accepted file formats: JPG, JPEG, PDF, TIF or TIFF
- No encrypted or password-protected files
- If your documents are in a foreign language, upload a full English translation and the translator's certification with each original document.
- Upload no more than five documents at a time
- Accepted file name characters: English letters, numbers, spaces, periods, hyphens, underscores, and parentheses
- Maximum size: 12MB per file

[Choose](#) or drop files here to upload

Back

Next

[Return to top](#)

Topics

Contact Us

Citizenship

Schedule An Appointment

Find A Doctor

Find A Class



U.S. Citizenship and Immigration Services



[Contact USCIS](#)



USCIS.gov
An official website of the U.S. Department of Homeland Security

[About USCIS](#)

[Accessibility](#)

[Budget and Performance](#)

[DHS Components](#)

[Freedom of Information Act](#)

[No FEAR Act Data](#)

[Privacy and Legal Disclaimers](#)

[Site Map](#)

[Office of the Inspector General](#)

[The White House](#)

[USA.gov](#)

National Terrorism Advisory System

ACTIVE BULLETIN
READ MORE

[Put this widget on your web page](#)



Application for Certificate of Citizenship (N-600)

[Getting Started](#)

[About You](#)

[Your Family](#)

[Your Request](#)

Evidence

U.S. citizen parent's marriage termination documents

[Additional Information](#)

[Review and Submit](#)

U.S. Citizen Parent's Marriage Termination Documents

Upload a copy or image of the certified divorce decree, death certificate, or annulment document that terminated your U.S. citizen parent's marriage. If your U.S. citizen parent has been married more than once, upload a copy or image of all of their marriage termination documents.

File requirements

- Clear and readable
- Accepted file formats: JPG, JPEG, PDF, TIF or TIFF
- No encrypted or password-protected files
- If your documents are in a foreign language, upload a full English translation and the translator's certification with each original document.
- Upload no more than five documents at a time
- Accepted file name characters: English letters, numbers, spaces, periods, hyphens, underscores, and parentheses
- Maximum size: 12MB per file

[Choose](#) or drop files here to upload

[Back](#)

[Next](#)

[Return to top](#)

[Topics](#)

[Contact Us](#)

[Citizenship](#)

[Schedule An Appointment](#)

[Find A Doctor](#)

[Find A Class](#)



U.S. Citizenship and Immigration Services



[Contact USCIS](#)



USCIS.gov
An official website of the U.S. Department of Homeland Security

[About USCIS](#)

[Accessibility](#)

[Budget and Performance](#)

[DHS Components](#)

[Freedom of Information Act](#)

[No FEAR Act Data](#)

[Privacy and Legal Disclaimers](#)

[Site Map](#)

[Office of the Inspector General](#)

[The White House](#)

[USA.gov](#)

National Terrorism Advisory System

ACTIVE BULLETIN
READ MORE

[Put this widget on your web page](#)



Application for Certificate of Citizenship (N-600)

Getting Started

About You

Your Family

Your Request

Evidence

U.S. citizen parent's proof of residence or physical presence in the United States

Additional Information

Review and Submit

U.S. Citizen Parent's Proof Of Residence Or Physical Presence In The United States

Upload a copy or image of any document that proves your U.S. citizen parent's residence or physical presence in the United States. This may include:

- School, employment, or military records;
- Deeds, mortgages, or leases showing residence;
- Attestations by churches, unions, or other organizations;
- U.S. Social Security quarterly reports; or
- Affidavits of third parties having knowledge of the residence and physical presence.

File requirements

- Clear and readable
- Accepted file formats: JPG, JPEG, PDF, TIF or TIFF
- No encrypted or password-protected files
- If your documents are in a foreign language, upload a full English translation and the translator's certification with each original document.
- Upload no more than five documents at a time
- Accepted file name characters: English letters, numbers, spaces, periods, hyphens, underscores, and parentheses
- Maximum size: 12MB per file

[Choose](#) or drop files here to upload

Back

Next

[Return to top](#)

Topics

Contact Us

Citizenship

Schedule An Appointment

Find A Doctor

Find A Class



U.S. Citizenship and Immigration Services



[Contact USCIS](#)



USCIS.gov
An official website of the U.S. Department of Homeland Security

[About USCIS](#)

[Accessibility](#)

[Budget and Performance](#)

[DHS Components](#)

[Freedom of Information Act](#)

[No FEAR Act Data](#)

[Privacy and Legal Disclaimers](#)

[Site Map](#)

[Office of the Inspector General](#)

[The White House](#)

[USA.gov](#)

National Terrorism Advisory System

ACTIVE BULLETIN
READ MORE

[Put this widget on your web page](#)



Application for Certificate of Citizenship (N-600)

Getting Started

About You

Your Family

Your Request

Evidence

Copy of full, final adoption decree

Additional Information

Review and Submit

Copy Of Full, Final Adoption Decree

Upload a copy or image of your full, final adoption decree.

File requirements

- Clear and readable
- Accepted file formats: JPG, JPEG, PDF, TIF or TIFF
- No encrypted or password-protected files
- If your documents are in a foreign language, upload a full English translation and the translator's certification with each original document.
- Upload no more than five documents at a time
- Accepted file name characters: English letters, numbers, spaces, periods, hyphens, underscores, and parentheses
- Maximum size: 12MB per file

[Choose](#) or drop files here to upload

Back

Next

[Return to top](#)

Topics

Contact Us

Citizenship

Schedule An Appointment

Find A Doctor

Find A Class



U.S. Citizenship and Immigration Services



[Contact USCIS](#)



USCIS.gov
An official website of the U.S. Department of Homeland Security

[About USCIS](#)

[Accessibility](#)

[Budget and Performance](#)

[DHS Components](#)

[Freedom of Information Act](#)

[No FEAR Act Data](#)

[Privacy and Legal Disclaimers](#)

[Site Map](#)

[Office of the Inspector General](#)

[The White House](#)

[USA.gov](#)

National Terrorism Advisory System

ACTIVE BULLETIN
READ MORE

[Put this widget on your web page](#)



Application for Certificate of Citizenship (N-600)

Getting Started

About You

Your Family

Your Request

Evidence

Re-adoption in the United States

Additional Information

Review and Submit

Re-adoption In The United States

Upload a copy or image of your full and final foreign adoption if the appropriate authority in your current location of residence recognizes its validity.

File requirements

- Clear and readable
- Accepted file formats: JPG, JPEG, PDF, TIF or TIFF
- No encrypted or password-protected files
- If your documents are in a foreign language, upload a full English translation and the translator's certification with each original document.
- Upload no more than five documents at a time
- Accepted file name characters: English letters, numbers, spaces, periods, hyphens, underscores, and parentheses
- Maximum size: 12MB per file

[Choose](#) or drop files here to upload

Back

Next

[Return to top](#)

Topics

Contact Us

Citizenship

Schedule An Appointment

Find A Doctor

Find A Class



U.S. Citizenship and Immigration Services



[Contact USCIS](#)



USCIS.gov
An official website of the U.S. Department of Homeland Security

[About USCIS](#)

[Accessibility](#)

[Budget and Performance](#)

[DHS Components](#)

[Freedom of Information Act](#)

[No FEAR Act Data](#)

[Privacy and Legal Disclaimers](#)

[Site Map](#)

[Office of the Inspector General](#)

[The White House](#)

[USA.gov](#)

National Terrorism Advisory System

ACTIVE BULLETIN
READ MORE

[Put this widget on your web page](#)



Application for Certificate of Citizenship (N-600)

Getting Started

About You

Your Family

Your Request

Evidence

Copy of your Permanent Resident Card

Additional Information

Review and Submit

Copy Of Your Permanent Resident Card Or Other Evidence Of Permanent Residence Status

Upload an image of both sides of your Permanent Resident Card (formerly known as the Alien Registration Card or Green Card).

If you have lost the card, upload a copy of the receipt of your Form I-90, Application to Replace Permanent Resident Card.

File requirements

- Clear and readable
- Accepted file formats: JPG, JPEG, PDF, TIF or TIFF
- No encrypted or password-protected files
- If your documents are in a foreign language, upload a full English translation and the translator's certification with each original document.
- Upload no more than five documents at a time
- Accepted file name characters: English letters, numbers, spaces, periods, hyphens, underscores, and parentheses
- Maximum size: 12MB per file

[Choose](#) or drop files here to upload

Back

Next

[Return to top](#)

Topics

Contact Us

Citizenship


Schedule An Appointment

Find A Doctor

Find A Class



U.S. Citizenship and Immigration Services



[Contact USCIS](#)



USCIS.gov
An official website of the U.S. Department of Homeland Security

[About USCIS](#)

[Accessibility](#)

[Budget and Performance](#)

[DHS Components](#)

[Freedom of Information Act](#)

[No FEAR Act Data](#)

[Privacy and Legal Disclaimers](#)

[Site Map](#)

[Office of the Inspector General](#)

[The White House](#)

[USA.gov](#)

National Terrorism Advisory System

ACTIVE BULLETIN
READ MORE

Put this widget on your web page



Application for Certificate of Citizenship (N-600)

Getting Started

About You

Your Family

Your Request

Evidence

Proof of legal or physical custody

Additional Information

Review and Submit

Proof Of Legal Or Physical Custody

Upload a copy or image of any document that proves you resided in your U.S. citizen parent's physical and legal custody.

File requirements

- Clear and readable
- Accepted file formats: JPG, JPEG, PDF, TIF or TIFF
- No encrypted or password-protected files
- If your documents are in a foreign language, upload a full English translation and the translator's certification with each original document.
- Upload no more than five documents at a time
- Accepted file name characters: English letters, numbers, spaces, periods, hyphens, underscores, and parentheses
- Maximum size: 12MB per file

[Choose](#) or drop files here to upload

Back

Next

[Return to top](#)

Topics

Contact Us

Citizenship


Schedule An Appointment

Find A Doctor

Find A Class



U.S. Citizenship and Immigration Services



[Contact USCIS](#)



USCIS.gov
An official website of the U.S. Department of Homeland Security

[About USCIS](#)

[Accessibility](#)

[Budget and Performance](#)

[DHS Components](#)

[Freedom of Information Act](#)

[No FEAR Act Data](#)

[Privacy and Legal Disclaimers](#)

[Site Map](#)

[Office of the Inspector General](#)

[The White House](#)

[USA.gov](#)

National Terrorism Advisory System

ACTIVE BULLETIN
READ MORE

[Put this widget on your web page](#)



Application for Certificate of Citizenship (N-600)

[Getting Started](#)

[About You](#)

[Your Family](#)

[Your Request](#)

Evidence

Proof of legitimation

[Additional Information](#)

[Review and Submit](#)

Proof Of Legitimation

Upload a copy or image of legitimation documentation from the country or state in which you were legitimated. Legitimation can also be established according to the laws of your father's residence or your residence. For more information regarding legitimation, see the [USCIS Policy Manual](#).

File requirements

- Clear and readable
- Accepted file formats: JPG, JPEG, PDF, TIF or TIFF
- No encrypted or password-protected files
- If your documents are in a foreign language, upload a full English translation and the translator's certification with each original document.
- Upload no more than five documents at a time
- Accepted file name characters: English letters, numbers, spaces, periods, hyphens, underscores, and parentheses
- Maximum size: 12MB per file

[Choose](#) or drop files here to upload

[Back](#)

[Next](#)

[Return to top](#)

[Topics](#)

[Contact Us](#)

[Citizenship](#)

[Schedule An Appointment](#)

[Find A Doctor](#)

[Find A Class](#)



U.S. Citizenship and Immigration Services



[Contact USCIS](#)



USCIS.gov
An official website of the [U.S. Department of Homeland Security](#)

[About USCIS](#)

[Accessibility](#)

[Budget and Performance](#)

[DHS Components](#)

[Freedom of Information Act](#)

[No FEAR Act Data](#)

[Privacy and Legal Disclaimers](#)

[Site Map](#)

[Office of the Inspector General](#)

[The White House](#)

[USA.gov](#)

National Terrorism Advisory System

ACTIVE BULLETIN
READ MORE

[Put this widget on your web page](#)



Application for Certificate of Citizenship (N-600)

Getting Started

About You

Your Family

Your Request

Evidence

Proof of status as U.S. National

Additional Information

Review and Submit

Proof Of Status As U.S. National

Upload a copy or image of the document that proves your U.S. citizen parent's status as a U.S. National. If you were born outside the United States or its outlying possessions, you are born a U.S. citizen if your parents met the following conditions:

- Your U.S. citizen parent was physically present in the United States or one of its outlying possessions for a continuous period of one year prior to your birth; and
- Your other parent was a national, but not a U.S. citizen.

Note: If you have a U.S. citizen parent and a noncitizen parent who is an alien but not a national, your U.S. citizen parent must have met the physical presence requirements prior to your birth.

File requirements

- Clear and readable
- Accepted file formats: JPG, JPEG, PDF, TIF or TIFF
- No encrypted or password-protected files
- If your documents are in a foreign language, upload a full English translation and the translator's certification with each original document.
- Upload no more than five documents at a time
- Accepted file name characters: English letters, numbers, spaces, periods, hyphens, underscores, and parentheses
- Maximum size: 12MB per file

[Choose](#) or drop files here to upload

Back

Next

[Return to top](#)

Topics

Contact Us

Citizenship

Schedule An Appointment

Find A Doctor

Find A Class



U.S. Citizenship and Immigration Services



[Contact USCIS](#)



USCIS.gov
An official website of the U.S. Department of Homeland Security

[About USCIS](#)

[Accessibility](#)

[Budget and Performance](#)

[DHS Components](#)

[Freedom of Information Act](#)

[No FEAR Act Data](#)

[Privacy and Legal Disclaimers](#)

[Site Map](#)

[Office of the Inspector General](#)

[The White House](#)

[USA.gov](#)

National Terrorism Advisory System

ACTIVE BULLETIN
READ MORE

[Put this widget on your web page](#)



N-600K, Application for Citizenship and Issuance of Certificate Under Section 322

[Getting Started](#) ▼

[About You](#) ▼

[Your Family](#) ▼

[Your Request](#) ▼

Evidence ▲

Evidence of all legal name changes

[Additional Information](#) ▼

[Review and Submit](#) ▼

Evidence Of All Legal Name Changes

Upload a readable image of the legal document that formally changed your name. This can be one of the following:

- Marriage certificate;
- Divorce decree;
- Adoption decree; or
- Court document.

File requirements

- Clear and readable
- Accepted file formats: JPG, JPEG, PDF, TIF or TIFF
- No encrypted or password-protected files
- If your documents are in a foreign language, upload a full English translation and the translator's certification with each original document.
- Upload no more than five documents at a time
- Accepted file name characters: English letters, numbers, spaces, periods, hyphens, underscores, and parentheses
- Maximum size: 12MB per file

[Choose](#) or drop files here to upload

[Back](#)

[Next](#)

[Return to top](#)

[Topics](#)

[Contact Us](#)

[Citizenship](#)

[Schedule An Appointment](#)

[Find A Doctor](#)

[Find A Class](#)



U.S. Citizenship and Immigration Services



[Contact USCIS](#)



USCIS.gov
An official website of the U.S. Department of Homeland Security

[About USCIS](#)

[Accessibility](#)

[Budget and Performance](#)

[DHS Components](#)

[Freedom of Information Act](#)

[No FEAR Act Data](#)

[Privacy and Legal Disclaimers](#)

[Site Map](#)

[Office of the Inspector General](#)

[The White House](#)

[USA.gov](#)

National Terrorism Advisory System

ACTIVE BULLETIN
READ MORE

[Put this widget on your web page](#)



Application for Certificate of Citizenship (N-600)

Getting Started

About You

Your Family

Your Request

Evidence

Evidence to support your application

Secondary evidence

Additional Information

Review and Submit

Secondary Evidence

If a required document is unavailable, you must provide a typed or printed explanation of the reasons why required documents are unavailable and submit secondary evidence to establish eligibility. Secondary evidence must overcome the unavailability of the required documents. USCIS may request an original typed or printed statement from the appropriate government or other legal authority to support your claim that the documents are unavailable.

The following examples of secondary evidence that may be submitted to establish eligibility:

- Baptismal certificate;
- School record;
- Census records; or
- Affidavits.

File requirements

- Clear and readable
- Accepted file formats: JPG, JPEG, PDF, TIF or TIFF
- No encrypted or password-protected files
- If your documents are in a foreign language, upload a full English translation and the translator's certification with each original document.
- Upload no more than five documents at a time
- Accepted file name characters: English letters, numbers, spaces, periods, hyphens, underscores, and parentheses
- Maximum size: 12MB per file

[Choose](#) or drop files here to upload

Back

Next

[Return to top](#)

Topics

Contact Us

Citizenship


Schedule An Appointment

Find A Doctor

Find A Class



U.S. Citizenship and Immigration Services



[Contact USCIS](#)



USCIS.gov

An official website of the [U.S. Department of Homeland Security](#)

[About USCIS](#)

[Accessibility](#)

[Budget and Performance](#)

[DHS Components](#)

[Freedom of Information Act](#)

[No FEAR Act Data](#)

[Privacy and Legal Disclaimers](#)

[Site Map](#)

[Office of the Inspector General](#)

[The White House](#)

[USA.gov](#)

National Terrorism Advisory System



ACTIVE BULLETIN
READ MORE

[Put this widget on your web page](#)

Application for Certificate of Citizenship (N-600)

- [Getting Started](#) ▼
- [About You](#) ▼
- [Your Family](#) ▼
- [Your Request](#) ▼
- [Evidence](#) ▼
- [Additional Explanation](#)** ▲
- Optional explanation**
- [Additional Information](#) ▼
- [Review and Submit](#) ▼

You may provide additional information for your application

If you need to provide any additional information for any of your answers to the questions in this form, enter it into the space below. You should include the questions that you are referencing.

If you do not need to provide any additional information, you may leave this section blank.

Additional information

0 / 500

[Save response](#)

[Cancel](#)

[Return to top](#)

- [Topics](#)
- [Contact Us](#)
- [Citizenship](#)
- [Schedule An Appointment](#)
- [Find A Doctor](#)
- [Find A Class](#)

Application for Certificate of Citizenship (N-600)

- [Getting Started](#)
- [About You](#)
- [Your Family](#)
- [Your Request](#)
- [Evidence](#)
- [Additional Information](#)

Review and Submit

Review your application

- [Your application summary](#)
- [Preparer statement](#)
- [Preparer signature](#)
- [Interpreter certification](#)
- [Interpreter signature](#)
- [Your statement](#)
- [Your signature](#)

Check your application before you submit

Please review your $\${formType}$ and check it for accuracy and completeness before you submit it.

We encourage you to provide as many responses as you can throughout the $\${formType}$. Missing or incomplete information may slow down the review process after you submit your $\${formType}$.

You can return to this page to review your $\${formType}$ as many times as you want before you submit it.

Your fee

i Your form filing fee is: $\$[XXX]$

Refund policy: USCIS does not refund fees, regardless of any action we take on your application, petition or request, or how long USCIS takes to reach a decision. By continuing this transaction, you acknowledge that you must submit fees in the exact amount and that you are paying the fees for a government service.

Alerts and warning

A green alert means you have completed all required fields and responses.

✓ We found no alerts or warnings in your application.

[Back](#)

[Next](#)

[Return to top](#)

- [Topics](#)
- [Contact Us](#)
- [Citizenship](#)
- [Schedule An Appointment](#)
- [Find A Doctor](#)
- [Find A Class](#)

[Contact USCIS](#)

Application for Certificate of Citizenship (N-600)

- [Getting Started](#)
- [About You](#)
- [Your Family](#)
- [Your Request](#)
- [Evidence](#)
- [Additional Information](#)

Review and Submit

- [Review your application](#)
- Your application summary**
- [Preparer statement](#)
- [Preparer signature](#)
- [Interpreter certification](#)
- [Interpreter signature](#)
- [Your statement](#)
- [Your signature](#)

Review the N-600K form information

Here is a summary of all the information you provided in your application.

Make sure you have provided responses for everything that applies to you before you submit your application. You can edit your responses by going to each application section using the site navigation.

We also prepared a draft case snapshot with your responses, which you can download below.

[View draft snapshot](#) [Print](#)

Getting Started

Preparer or interpreter information

Is someone assisting you with completing this application? Yes

Is a preparer assisting you with completing this application? Yes

Is an interpreter assisting you with completing this application? Yes

Preparer or interpreter information

Is someone assisting you with completing this application? Yes

Is a preparer assisting you with completing this application? Yes

Is an interpreter assisting you with completing this application? Yes

[Back](#)

[Next](#)

[Return to top](#)

- [Topics](#)
- [Contact Us](#)
- [Citizenship](#)
- [Schedule An Appointment](#)
- [Find A Doctor](#)
- [Find A Class](#)

Application for Certificate of Citizenship (N-600)

- [Getting Started](#)
- [About You](#)
- [Your Family](#)
- [Your Request](#)
- [Evidence](#)
- [Additional Information](#)

Review and Submit

- [Review your application](#)
- [Your application summary](#)
- Preparer statement**
- [Preparer signature](#)
- [Interpreter certification](#)
- [Interpreter signature](#)
- [Your statement](#)
- [Your signature](#)

Preparer's statement

Your preparer must read the statements below and select the statement that applies to him or her.

If your preparer is an attorney or accredited representative whose representation extends beyond preparation of this application, he or she may be obliged to submit a completed Notice of Entry of Appearance as Attorney or Accredited Representative (G-28) with your application.

- I am not an attorney or accredited representative but have prepared this application on behalf of the applicant and with the applicant's consent.
- I am an attorney or accredited representative and my representation of the applicant in this case does not extend beyond the preparation of this application.
- I am an attorney or accredited representative and my representation of the applicant in this case extends beyond the preparation of this application.





Preparer's certification and signature

Your preparer must read and agree to the certification below.



By my signature, I certify, under penalty of perjury, that I prepared this application at the request of the applicant. The applicant then reviewed this completed application and informed me that the applicant understands all of the information contained in, and submitted with, the application, including the Applicant's Certification, and that all of this information is complete, true, and correct. I completed this application based only on information that the applicant provided to me or authorized me to obtain or use.

As the applicant's preparer, you must sign on paper and provide your signature page to the applicant. Follow these steps:

-  1. [Download the Preparer Signature page](#)
-  2. Print the Preparer Signature page
-  3. Read and sign the Preparer Signature page
-  4. Give the signed Preparer Signature page to the applicant

The applicant will need to scan and upload your completed signature page on the next screen.

[Back](#)

[Next](#)



Application for Certificate of Citizenship (N-600)

Getting Started

About You

Your Family

Your Request

Evidence

Additional Information

Review and Submit

Review your application

Your application summary

Preparer statement

Preparer signature

Interpreter certification

Interpreter signature

Your statement

Your signature

Preparer's signature upload

Scan and upload your preparer's completed signature page below.

File requirements

- Clear and readable
- Accepted file formats: JPG, JPEG, PDF, TIF or TIFF
- No encrypted or password-protected files
- If your documents are in a foreign language, upload a full English translation and the translator's certification with each original document.
- Upload no more than five documents at a time
- Accepted file name characters: English letters, numbers, spaces, periods, hyphens, underscores, and parentheses
- Maximum size: 12MB per file

[Choose](#) or drop files here to upload

Back

Next

[Return to top](#)

Topics

Contact Us

Citizenship

Schedule An Appointment

Find A Doctor

Find A Class



U.S. Citizenship and Immigration Services



[Contact USCIS](#)



USCIS.gov

An official website of the [U.S. Department of Homeland Security](#)

[About USCIS](#)

[Accessibility](#)

[Budget and Performance](#)

[DHS Components](#)

[Freedom of Information Act](#)

[No FEAR Act Data](#)

[Privacy and Legal Disclaimers](#)

[Site Map](#)

[Office of the Inspector General](#)

[The White House](#)

[USA.gov](#)

National Terrorism Advisory System



ACTIVE BULLETIN
READ MORE

[Put this widget on your web page](#)

Application for Certificate of Citizenship (N-600)

- [Getting Started](#)
- [About You](#)
- [Your Family](#)
- [Your Request](#)
- [Evidence](#)
- [Additional Information](#)

Review and Submit

- [Review your application](#)
- [Your application summary](#)
- [Preparer statement](#)
- [Preparer signature](#)
- Interpreter certification**
- [Interpreter signature](#)
- [Your statement](#)
- [Your signature](#)





Interpreter's certification and signature

Your interpreter must read and agree to the certification below.



I certify, under penalty of perjury that: I am fluent in English and the language provided in the Getting Started section of this application, and I have read to this applicant in the identified language every question and instruction on this application and his or her answer to every question. The applicant informed me that he or she understands every instruction, question, and answer on the application, including the Applicant's Certification, and has verified the accuracy of every answer.

As the applicant's interpreter, you must sign on paper and provide your signature page to the applicant. Follow these steps:

-  1. [Download the Interpreter Signature page](#)
-  2. Print the Interpreter Signature page
-  3. Read and sign the Interpreter Signature page
-  4. Give the signed Interpreter Signature page to the applicant

The applicant will need to scan and upload your completed signature page on the next screen.

[Back](#)

[Next](#)

[Return to top](#)

[Topics](#) | [Contact Us](#) | [Citizenship](#) | [Schedule An Appointment](#) | [Find A Doctor](#) | [Find A Class](#)



[Contact USCIS](#)



USCIS.gov
An official website of the U.S. Department of Homeland Security

- [About USCIS](#)
- [Accessibility](#)
- [Budget and Performance](#)
- [DHS Components](#)
- [Freedom of Information Act](#)
- [No FEAR Act Data](#)
- [Privacy and Legal Disclaimers](#)
- [Site Map](#)
- [Office of the Inspector General](#)
- [The White House](#)
- [USA.gov](#)

National Terrorism Advisory System



ACTIVE BULLETIN
READ MORE

[Put this widget on your web page](#)



Application for Certificate of Citizenship (N-600)

Getting Started

About You

Your Family

Your Request

Evidence

Additional Information

Review and Submit

Review your application

Your application summary

Preparer statement

Preparer signature

Interpreter certification

Interpreter signature

Your statement

Your signature

Interpreter's signature upload

Scan and upload your interpreter's completed signature page below.

File requirements

- Clear and readable
- Accepted file formats: JPG, JPEG, PDF, TIF or TIFF
- No encrypted or password-protected files
- If your documents are in a foreign language, upload a full English translation and the translator's certification with each original document.
- Upload no more than five documents at a time
- Accepted file name characters: English letters, numbers, spaces, periods, hyphens, underscores, and parentheses
- Maximum size: 12MB per file

[Choose](#) or drop files here to upload

Back

Next

[Return to top](#)

Topics

Contact Us

Citizenship


Schedule An Appointment

Find A Doctor

Find A Class



U.S. Citizenship and Immigration Services



[Contact USCIS](#)



USCIS.gov

An official website of the [U.S. Department of Homeland Security](#)

[About USCIS](#)

[Accessibility](#)

[Budget and Performance](#)

[DHS Components](#)

[Freedom of Information Act](#)

[No FEAR Act Data](#)

[Privacy and Legal Disclaimers](#)

[Site Map](#)

[Office of the Inspector General](#)

[The White House](#)

[USA.gov](#)

National Terrorism Advisory System



ACTIVE BULLETIN
READ MORE

[Put this widget on your web page](#)



Application for Certificate of Citizenship (N-600)

Getting Started

About You

Your Family

Your Request

Evidence

Additional Information

Review and Submit

Review your application

Your application summary

Preparer statement

Preparer signature

Interpreter certification

Interpreter signature

Your statement

Your signature

Applicant's statement

You must read and agree to the statement below.

I can read and understand English, and have read and understand every question and instruction on this application, as well as my answer to every question.

Back

Next

[Return to top](#)

Topics

Contact Us

Citizenship


Schedule An Appointment

Find A Doctor

Find A Class



U.S. Citizenship and Immigration Services



[Contact USCIS](#)



USCIS.gov
An official website of the [U.S. Department of Homeland Security](#)

[About USCIS](#)

[Accessibility](#)

[Budget and Performance](#)

[DHS Components](#)

[Freedom of Information Act](#)

[No FEAR Act Data](#)

[Privacy and Legal Disclaimers](#)

[Site Map](#)

[Office of the Inspector General](#)

[The White House](#)

[USA.gov](#)

National Terrorism Advisory System

ACTIVE BULLETIN
READ MORE

[Put this widget on your web page](#)

Application for Certificate of Citizenship (N-600)

- [Getting Started](#)
- [About You](#)
- [Your Family](#)
- [Your Request](#)
- [Evidence](#)
- [Additional Information](#)

Review and Submit

- [Review your application](#)
- [Your application summary](#)
- [Preparer statement](#)
- [Preparer signature](#)
- [Interpreter certification](#)
- [Interpreter signature](#)
- Your statement**
- [Your signature](#)

Applicant's statement regarding the preparer

You must read and agree to the statement below.

- At my request, [preparer name] prepared this application for me based only upon information I provided or authorized.

Applicant's statement regarding the interpreter

You must read and agree to the statement below.

- [Interpreter name] read to me every question and instruction on this application and my answer to every question in the language I specified in the Getting Started section, a language in which I am fluent, and I understood everything.

[Back](#)

[Next](#)

[Return to top](#)

- [Topics](#)
- [Contact Us](#)
- [Citizenship](#)
- [Schedule An Appointment](#)
- [Find A Doctor](#)
- [Find A Class](#)

Application for Certificate of Citizenship (N-600)

- [Getting Started](#) ▼
- [About You](#) ▼
- [Your Family](#) ▼
- [Your Request](#) ▼
- [Evidence](#) ▼
- [Additional Information](#) ▼
- Review and Submit** ▲
 - [Review your application](#)
 - [Your application summary](#)
 - [Preparer statement](#)
 - [Preparer signature](#)
 - [Interpreter certification](#)
 - [Interpreter signature](#)
 - [Your statement](#)
 - [Your signature](#)**

Applicant's certification and signature

You must read and agree to the certification below. If you knowingly and willfully falsify or conceal a material fact or submit a false document with your application, we can deny your application and may deny any other immigration benefit. You may also face criminal prosecution and penalties provided by law.



Copies of any documents I have submitted are exact photocopies of unaltered, original documents, and I understand that USCIS may require that I submit original documents to USCIS at a later date. Furthermore, I authorize the release of any information from any and all of my records that USCIS may need to determine my eligibility for the immigration benefit that I seek.

I further authorize release of information contained in this application, in supporting documents, and in my USCIS records to other entities and persons where necessary for the administration and enforcement of U.S. immigration law.

I understand that USCIS may require me to appear for an appointment to take my biometrics (fingerprints, photograph, and/or signature) and, at that time, I will be required to sign an oath reaffirming that:

1. I reviewed and provided or authorized all of the information in my application;
2. I understood all of the information contained in, and submitted with, my application; and
3. All of this information was complete, true, and correct at the time of filing.

I certify, under penalty of perjury, that all of the information in my application, and any document submitted with it were provided or authorized by me, that I reviewed and understand all of the information contained in, and submitted with, my application, and that all of this information is complete, true, and correct.

I have read and agree to the applicant's statement

You must provide your digital signature below by typing your full legal name. We may deny your application if you do not completely fill out this application or fail to submit required documents. We will record the date of your signature with your application.

[Back](#)

[Next](#)

[Return to top](#)

- [Topics](#)
- [Contact Us](#)
- [Citizenship](#)
- [Schedule An Appointment](#)
- [Find A Doctor](#)
- [Find A Class](#)



[Contact USCIS](#)

 USCIS.gov
An official website of the U.S. Department of Homeland Security

- [About USCIS](#)
- [Freedom of Information Act](#)
- [Office of the Inspector General](#)
- [Accessibility](#)
- [No FEAR Act Data](#)
- [The White House](#)
- [Budget and Performance](#)
- [Privacy and Legal Disclaimers](#)
- [USA.gov](#)
- [DHS Components](#)
- [Site Map](#)

National Terrorism Advisory System



ACTIVE BULLETIN
READ MORE

[Put this widget on your web page](#)

Application for Certificate of Citizenship (N-600)

- [Getting Started](#)
- [About You](#)
- [Your Family](#)
- [Your Request](#)
- [Evidence](#)
- [Additional Information](#)

Review and Submit

- [Review your application](#)
- [Your application summary](#)
- [Preparer statement](#)
- [Preparer signature](#)
- [Interpreter certification](#)
- [Interpreter signature](#)
- [Your statement](#)
- [Your signature](#)
- [Pay and submit](#)**

Pay for and submit your application

The final step to submit your Form N-600, Application for Certificate of Citizenship, is to pay the required fee.

Your application fee is: \$[xxx]

Refund policy: By continuing this transaction, you agree that you are paying for a government service and that the filing fee, biometric services fee and all related financial transactions are final and not refundable, regardless of any action USCIS takes on an application, petition or request, or how long USCIS takes to reach a decision. You must submit all fees in the exact amounts.



We will send you to Pay.gov — our safe and secure payment website — to pay your fees and submit your form online.

Here are the steps in the payment and submission process:

1. Provide your billing information on Pay.gov
2. Provide your credit card or U.S. bank account information
3. Submit your payment

When you have paid your fee, your form will be submitted.

Pay.gov will redirect you to a uscis.gov confirmation screen, which will include your receipt number. Please keep a copy of your receipt number for your records. You can track the status of your application through your USCIS online account.

[Pay and submit](#)

[Back](#)

[Next](#)

[Return to top](#)

[Topics](#) | [Contact Us](#) | [Citizenship](#) | [Schedule An Appointment](#) | [Find A Doctor](#) | [Find A Class](#)

Application for Certificate of Citizenship (N-600)

- Getting Started
- About You
- Your Family
- Your Request
- Evidence
- Additional Information

Review and Submit

- Review your application
- Your application summary
- Preparer statement
- Preparer signature
- Interpreter certification
- Interpreter signature
- Your statement
- Your signature
- Finish and continue G-28**

Finish and Continue to G-28

Finish the [form_number] and continue to the G-28

By finishing this form, we will prepare a draft [form_number] for your client to review and sign. If your client does not approve the information provided in the [form_number], you will need to edit the information in the form, and resubmit it for your client's review.

Next you will continue to the G-28. When you submit the G-28, we will give you a passcode for your client to add you as his or her representative in his or her USCIS online account. Once you are added, your client will have access to review the draft N-600 and the draft G-28.

[Back](#)

[Continue](#)

[Return to top](#)

[Topics](#) | [Contact Us](#) | [Citizenship](#) | [Schedule An Appointment](#) | [Find A Doctor](#) | [Find A Class](#)



You successfully submitted your Form N-600, Application for Certificate of Citizenship

We will contact you if we have any questions or need additional information. You can track the status of your application through your USCIS online account.

[Go to my cases](#)

[Return to top](#)

[Topics](#)

[Contact Us](#)

[Citizenship](#)

[Schedule An Appointment](#)

[Find A Doctor](#)

[Find A Class](#)



U.S. Citizenship
and Immigration
Services



[Contact USCIS](#)



USCIS.gov

An official website of the [U.S. Department of Homeland Security](#)

[About USCIS](#)

[Accessibility](#)

[Budget and Performance](#)

[DHS Components](#)

[Freedom of Information Act](#)

[No FEAR Act Data](#)

[Privacy and Legal Disclaimers](#)

[Site Map](#)

[Office of the Inspector General](#)

[The White House](#)

[USA.gov](#)

National Terrorism Advisory System



ACTIVE
BULLETIN
READ MORE

[Put this widget on your web page](#)



You did not submit your Form N-600, Application for Certificate of Citizenship

Your payment failed because your credit or debit card was declined.

You can try again now to sign and submit your applications or save and exit.

[Sign and submit](#)

[Return to top](#)

[Topics](#)

[Contact Us](#)

[Citizenship](#)

[Schedule An Appointment](#)

[Find A Doctor](#)

[Find A Class](#)



U.S. Citizenship
and Immigration
Services



[Contact USCIS](#)



USCIS.gov

An official website of the [U.S. Department of Homeland Security](#)

[About USCIS](#)

[Accessibility](#)

[Budget and Performance](#)

[DHS Components](#)

[Freedom of Information Act](#)

[No FEAR Act Data](#)

[Privacy and Legal Disclaimers](#)

[Site Map](#)

[Office of the Inspector General](#)

[The White House](#)

[USA.gov](#)

National Terrorism Advisory System



ACTIVE
BULLETIN
READ MORE

[Put this widget on your web page](#)



You did not submit your Form N-600, Application for Certificate of Citizenship

Your payment failed or was canceled before it could be processed on Pay.gov.

You can try again now to sign and submit your application or save your application and exit. We will save your application for 30 days from when you started it.

[Sign and submit](#)

[Return to top](#)

[Topics](#)

[Contact Us](#)

[Citizenship](#)

[Schedule An Appointment](#)

[Find A Doctor](#)

[Find A Class](#)



U.S. Citizenship
and Immigration
Services



[Contact USCIS](#)



USCIS.gov

An official website of the [U.S. Department of Homeland Security](#)

[About USCIS](#)

[Accessibility](#)

[Budget and Performance](#)

[DHS Components](#)

[Freedom of Information Act](#)

[No FEAR Act Data](#)

[Privacy and Legal Disclaimers](#)

[Site Map](#)

[Office of the Inspector General](#)

[The White House](#)

[USA.gov](#)

National Terrorism Advisory
System



ACTIVE
BULLETIN
READ MORE

[Put this widget on your web page](#)