



U.S. Citizenship and
Immigration Services

I-907-022 83C PRA

OMB Control Number 1615-0048

Edition: 07/24/2023

Expiration Date: 11/30/2025

This deck shows the flow for I-907-022 PRA Revision.

United States Citizenship and Immigration Services

myUSCIS Team

October 2023

I-907-022

Content

File a Form

I-907-022 Revision

File a Form

Select the form you want to file online. Once you start your form, we will automatically save your information for 30 days, or from the last time you worked on the form.

Fee waiver: If you are requesting a fee waiver, you cannot file online. You must file a paper version of both the Form I-912, Request for Fee Waiver and the form for the specific benefit you are requesting. You can review the fee waiver guidance at www.uscis.gov/feewaiver.

Select the form you want to file online.

I-907, Request for Premium Processing Service ▾

Use Form I-907 to request Premium Processing Service on certain petitions or applications where this service is available.

Premium Processing Service guarantees that USCIS will take one of several possible actions (issue an approval notice, a denial notice, a notice of intent to deny, or a request for evidence) on the **immigration benefit request** within a certain processing timeframe. The length of the processing timeframe is based on the classification or category requested.

[Learn more about requesting Premium Processing Service.](#)

Note: You may only file online requests for Premium Processing Service if you are filing (or you have filed):

- Form I-539, Application to Extend/Change Nonimmigrant Status, and are changing your status to nonimmigrant classification F-1, F-2, J-1, J-2, M-1, or M-2; or
- Form I-765, Application for Employment Authorization, and are applying as eligibility category (c)(3)(A), (c)(3)(B), or (c)(3)(C).

You cannot add Premium Processing Service unless you have a receipt number from submitting another **immigration benefit request** that is eligible for premium processing. If you do not know your receipt number, you can find it by viewing the **benefit request** on your home page. All other requests for Premium Processing Service must be filed using a [paper Form I-907](#).

Note: If you previously filed a paper **Form I-539**, you **MUST** file a [paper Form I-907](#).

Concurrent filing available

You can file Form I-907, Request for Premium Processing Service after you begin one of the eligible **immigration benefit requests**.

Start form

Application Overview

I-907-022 Revision

I-907: Request for Premium Processing Service

Use Form I-907 to request Premium Processing Service for **immigration benefit requests** where this service is available.

You may file your request for Premium Processing Service with the applicable **benefit request**. You may also file the request for Premium Processing Service after you file the applicable **benefit request**, as long as USCIS has not made a final decision on the **request**. You cannot request Premium Processing Service for a **benefit request** that is reopened after an initial decision was made on the **request**.

Premium Processing Service guarantees that USCIS will take one of several possible actions (issue an approval notice, a denial notice, a notice of intent to deny, or a request for evidence) on the **immigration benefit request** within a certain processing timeframe. The length of the processing timeframe is based on the classification or category requested.

Processing times and fees vary. [Learn more about requesting Premium Processing Service.](#)

Before You Start Your Application

Eligibility

You may only file online requests for Premium Processing Service if you are filing (or you have filed):

- Form I-539, Application to Extend/Change Nonimmigrant Status, and are changing your status to nonimmigrant classification F-1, F-2, J-1, J-2, M-1, or M-2; or are applying as eligibility category c(3)(A), c(3)(B), or c(3)(C).
- Form I-765, Application for Employment Authorization, and are applying as eligibility category c(3)(A), c(3)(B), or c(3)(C).

All other requests for Premium Processing Service must be filed using a [paper Form I-907](#).

You, or your attorney or accredited representative, may request Premium Processing Service only if you filed the corresponding **immigration benefit request**. Any attorney or accredited representative who **submits** the request must also file a properly completed Form G-28, Notice of Entry of Appearance as Attorney or Accredited Representative.

Fee

We will automatically calculate the cost for you before you submit your request. [Find more information about the specific fees applicable to your immigration benefit request.](#)

The Premium Processing Service fee is in addition to all other applicable filing fees.

Note: We will only refund the Premium Processing Service fee if we do not take action on the **benefit request** within the applicable processing timeframe. Otherwise, the filing fee is not refundable, regardless of any action USCIS takes on the **benefit request**.

Please refer to the instructions for the form(s) you are filing for additional information or you may call the USCIS Contact Center at 800-375-5283. For TTY (deaf or hard of hearing) 800-767-1833.

Documents you may need

We will automatically determine which documents you should provide us as you fill out your application. At the time of filing, you must submit all evidence and supporting documentation listed.

After You Submit Your Application

Track your case online

After you submit your form, you can track its status through your USCIS account. Sign in to your account often to check your case status and read any important messages from USCIS.

Respond to requests for information

If we need more information from you, we will send you a Request for Evidence (RFE) or Request for Information (RFI). You can respond to our request and upload your documents through your USCIS account.

In the event USCIS issues a notice of intent to deny or a Request for Evidence, the premium processing timeframe will stop and will re-commence with the processing timeframe on the date that we receive a response to the notice of intent to deny or Request for Evidence.

Next

No Change to I-907

📄 Completing Your Form Online

📄 Filing online

Submitting your form online is the same as mailing in a completed paper form. They both gather the same information and cost the same.

🔑 Complete the Getting Started section first

You should answer all questions in the Getting Started section first so we can best customize the rest of your online form experience.

☑ Provide as many responses as you can

You should provide as many responses as you can. Incomplete or missing information may slow down the processing of your case after you submit the form.

💾 We will automatically save your responses

We will automatically save your information when you select next to go to a new page or navigate to another section of the form. We will save your information for 30 days from today, or from the last time you worked on the form.

📄 How to continue filling out your form

After you start your form, you can sign in to your account to continue filling out your form.

DHS Privacy Notice

AUTHORITIES: The information requested on this form, and the associated evidence, is collected under the Immigration and Nationality Act section 286(u).

PURPOSE: The primary purpose for providing the requested information on this form is to request Premium Processing Service on certain petitions or applications designated as eligible for premium processing. DHS uses the information you provide to grant or deny the immigration benefit you are seeking.

DISCLOSURE: The information you provide is voluntary. However, failure to provide the requested information, including your Social Security number (if applicable), and any requested evidence, may delay a final decision or result in denial of your form.

ROUTINE USES: DHS may share the information you provide on this form and any additional requested evidence with other federal, state, local, and foreign government agencies and authorized organizations. DHS follows approved routine uses described in the associated published system of records notices [DHS/USCIS/ICE/ CBP-001 Alien File and National File Tracking System, DHS/USCIS-007 Benefits Information System, and DHS/USCIS-018 Immigration Biometric and Background Check], and the published privacy impact assessment [DHS/USCIS/PIA-016(a) Computer Linked Application Information Management System and Associated Systems], which you can find at www.dhs.gov/privacy. DHS may also share the information, as appropriate, for law enforcement purposes or in the interest of national security.

Paperwork Reduction Act

An agency may not conduct or sponsor an information collection, and a person is not required to respond to a collection of information, unless it displays a currently valid Office of Management and Budget (OMB) control number. The public reporting burden for this collection of information is estimated to average 28 minutes per response, including the time for reviewing instructions, gathering the required documentation and information, completing the request, preparing statements, attaching necessary documentation, and submitting the request. Send comments regarding this burden estimate or any other aspect of this collection of information, including suggestions for reducing this burden, to:

U.S. Citizenship and Immigration Services
Office of Policy and Strategy, Regulatory Coordination Division
5900 Capital Gateway Drive, Mail Stop #2140
Camp Springs, MD 20588-0009

Do not mail your completed Form I-907 to this address.

OMB No. 1615-0048
Expires: 11/30/2025

🔒 Security Reminder

If you do not work on your application for more than 30 days, we will delete your data in order to prevent storing personal information indefinitely.

Back

Start application

Getting Started

No Change to I-907

I-907, Request for Premium Processing Service

Getting Started ^

Reason for request

Preparer and interpreter information

About You v

Your Request v

Additional Information v

Review and Submit v

Which statement applies to your request for Premium Processing Service?

- I am the petitioner who is filing or has filed a petition eligible for Premium Processing Service.
- I am the attorney or accredited representative for the petitioner who is filing or has filed a petition eligible for Premium Processing Service.
- I am the applicant who is filing or has filed an application eligible for Premium Processing Service.
- I am the attorney or accredited representative for the applicant who is filing or has filed an application eligible for Premium Processing Service.

Back Next

No Change to I-907

I-907, Request for Premium Processing Service

- Getting Started ^
- Reason for request
- Preparer and interpreter information**
- About You v
- Your Request v
- Additional Information v
- Review and Submit v

Is someone assisting you with completing this application?

Yes

No

[Back](#) [Next](#)

No Change to I-907

I-907, Request for Premium Processing Service

Getting Started ^

Reason for request

Preparer and interpreter information

Preparer information

Interpreter information

About You v

Your Request v

Additional Information v

Review and Submit v

Is someone assisting you with completing this application?

Yes

No

Is a preparer assisting you with completing this application?

A preparer is anyone who completes or helps you complete all or part of your application using information and answers that you provide.

Yes

No

Is an interpreter assisting you with completing this application?

An interpreter is anyone who translates or helps you translate all or part of your application using information and answers that you provide.

Yes

No

No Change to I-907

I-907, Request for Premium Processing Service

- Getting Started ^
- Reason for request
- Preparer and interpreter information
- Preparer information**
- Interpreter information
- About You v
- Your Request v
- Additional Information v
- Review and Submit v

What is your preparer's full name?

Given name (first name)

Family name (last name)

What is your preparer's business or organization name?

My preparer is not part of a business or organization.

What is your preparer's mailing address?

Country

Address line 1

Street number and name

Address line 2

Apartment, suite, unit, or floor

City or town State ZIP code

Provide a 5 or 9-digit ZIP code.

What is your preparer's contact information?

Daytime telephone number

Provide a 10-digit phone number.

Mobile telephone number

My preparer does not have a mobile telephone number.

Provide a 10-digit phone number.

Email address

My preparer does not have an email address.

Example: user@domain.com

No Change to I-907

I-907, Request for Premium Processing Service

- Getting Started ^
- Reason for request
- Preparer and interpreter information
- Preparer information
- Interpreter information
- About You v
- Your Request v
- Additional Information v
- Review and Submit v

What is your interpreter's full name?

Given name (first name)	Family name (last name)
<input type="text"/>	<input type="text"/>

What is your interpreter's business or organization name?

My interpreter is not part of a business or organization.

What is your interpreter's mailing address?

Country

Address line 1

Street number and name

Address line 2

Apartment, suite, unit, or floor

City or town	State	ZIP code
<input type="text"/>	<input type="text"/>	<input type="text"/>

Provide a 5 or 9-digit ZIP code.

What is your interpreter's contact information?

Daytime telephone number

Provide a 10-digit phone number.

Mobile telephone number

Provide a 10-digit phone number.

Email address

Example: user@domain.com

What language is your interpreter using to interpret this application for you?

Back

Next

About You

No Change to I-907

I-907, Request for Premium Processing Service

Getting Started

About You

Your name

Your contact information

Other information

Your Request

Additional Information

Review and Submit

What is your current legal name?

Your current legal name is the name on your birth certificate, unless it changed after birth by a legal action such as marriage or court order. Do not provide any nicknames here.

Given name (first name) Middle name

Family name (last name)

What is the name of the company or organization in the related case?

If filed on behalf of a company, enter the name of the company or organization named in the related case.

Back Next

No Change to I-907

I-907, Request for Premium Processing Service

- Getting Started
- About You
 - Your name
 - Your contact information**
 - Other information
- Your Request
- Additional Information
- Review and Submit

How may we contact you?

Daytime telephone number

Provide a 10-digit phone number.

Mobile telephone number

This is the same as my daytime telephone number.

Provide a 10-digit phone number.

Fax number (if any)

Provide a 10-digit phone number.

Email address

Example: user@domain.com

What is your current U.S. mailing address?

We will use your current mailing address to contact you throughout the application process. We may not be able to contact you if you do not provide a complete and valid address.

In care of name (if any)

Country

Address line 1

Street number and name

Address line 2

Apartment, suite, unit, or floor

City or town **State** **ZIP code**

Provide a 5 or 9-digit ZIP code.

Is your current mailing address the same as your physical address?

Yes

No

No Change to I-907

I-907, Request for Premium Processing Service

Getting Started ▾

About You ▲

Your name

Your contact information

Other information

Your Request ▾

Additional Information ▾

Review and Submit ▾

How may we contact you?

Daytime telephone number

Provide a 10-digit phone number.

Mobile telephone number (if any)

This is the same as my daytime telephone number.

Provide a 10-digit phone number.

Email address (if any)

Example: user@domain.com

What is your current mailing address?

We will use your current mailing address to contact you throughout the application process. We may not be able to contact you if you do not provide a complete and valid address.

In care of name (if any)

Country

Address line 1

Street number and name

Address line 2

Apartment, suite, unit, or floor

City or town State ZIP code

Provide a 5 or 9-digit ZIP code.

Is your current mailing address the same as your physical address?

Yes

No

What is your current physical address?

Country

Address line 1

Street number and name

Address line 2

Apartment, suite, unit, or floor

City or town State/Province ZIP code/Postal code

Provide a 5 or 9-digit ZIP code.

Back

Next

No Change to I-907

I-907, Request for Premium Processing Service

- Getting Started
- About You
- Your name
- Your contact information
- Other information**
- Your Request
- Additional Information
- Review and Submit

What is your A-Number?

I do not have or know my A-Number.

A-

Provide a 7, 8, or 9-digit number. If your A-Number is fewer than 9 digits, the system will automatically add zero(s) after the "A" and before the first digit so there is a total of 9 digits, for example: A-001234567.

What is your USCIS Online Account Number?

You will only have an Online Account Number, or OAN, if you previously filed a form that has a receipt number that begins with IOE. If you filed the form online, you can find your OAN in your account profile. If you mailed us the form, you can find your OAN at the top of the Account Access Notice we sent you.

If you do not have a receipt number that begins with IOE, you do not have an OAN.

(The OAN is not the same as an A-Number)

I do not have or know my USCIS Online Account Number.

Provide a 12-digit Online Account Number.

[Back](#) [Next](#)

Your Request

No Change to I-907

I-907, Request for Premium Processing Service

Getting Started ▼

About You ▼

Your Request ▲

Related Cases ▼

Additional Information ▼

Review and Submit ▼

What is the form number of the related petition or application?

What is the receipt number of the related petition or application?

The receipt number is a unique 13-character identifier that USCIS provides for each application or petition it receives. Your answer must include capitalized letters.

Provide a 13-character receipt number, beginning with 3 capitalized letters followed by 10 digits.

What is the classification or eligibility requested?

What is the full name of the petitioner or applicant in the related case?

Given name (first name)


Middle name

Family name (last name)

No Change to I-907

I-907, Request for Premium Processing Service

Getting Started 

About You 

Your Request 

Related Cases 

Related Cases page 2

Additional Information 

Review and Submit 

What is the company or organization IRS EIN (if any)?

What is the name of the point of contact for the company or organization?

Given name (first name)	Middle name (if applicable)
<input type="text"/>	<input type="text"/>

Family name (last name)

What is their position title?

What is the address of the petitioner, applicant, company, or organization named in the related case?

Country

Address line 1

Street number and name

Address line 2

Apartment, suite, unit, or floor

City or town	State/Province	Zip code/Postal code
<input type="text"/>	<input type="text"/>	<input type="text"/>

Provide a 5 or 9-digit ZIP code.

Back


Next


Additional Information

No Change to I-907

I-907, Request for Premium Processing Service

Getting Started 

About You 

Your Request 

Additional Information 

Additional information

Review and Submit 

I-907: Additional Information - Additional information

You must complete all fields with an asterisk (*) to submit this form.

You may provide additional information for your application.

If you need to provide any additional information for any of your answers to the questions in this form, enter it into the space below. You should include the questions that you are referencing.

If you do not need to provide any additional information, you may leave this section blank.

[+ Add a response](#)

[Back](#)

[Next](#)

Review & Submit

I-907-022 Revision

I-907, Request for Premium Processing Service

- Getting Started ✓
- About You ✓
- Your Request ✓
- Additional Information ✓
- Review and Submit** ^

- Review and Submit**
- Your request summary
- Preparer statement
- Preparer signature
- Interpreter certification
- Interpreter signature
- Your statement
- Your signature
- Pay and submit

Please review your request and check it for accuracy and completeness before you submit it.

We encourage you to provide as many complete responses as you can throughout the request, to the best of your knowledge. Missing information can slow down the review process after you submit your request.

You can return to this page to review your request as many times as you want before you submit it.

Your fee

i Your form filing fee is: [XXX]

The Premium Processing fee is in addition to all other applicable filing fees.

Note: We will only refund the Premium Processing Service fee if we do not take action on the **benefit request** within the applicable processing timeframe. Otherwise, the filing fee is not refundable, regardless of any action USCIS takes on the **benefit request**.

Please refer to the instructions for the form(s) you are filing for additional information or you may call the USCIS Contact Center at 800-375-5283. For TTY (deaf or hard of hearing) 800-767-1833.

Alerts and warnings

You have one or more alerts and warnings based on the information you provided in your request.

A red alert means you have incomplete responses or inconsistent data. You cannot submit your request with any red alerts.

A green alert means you have completed all required fields and responses.

[Back](#) [Next](#)

No Change to I-907

I-907, Request for Premium Processing Service

- Getting Started
- About You
- Your Request
- Additional Information
- Review and Submit**

Review and Submit

- Review and Submit
- Your request summary**
- Preparer statement
- Preparer signature
- Interpreter certification
- Interpreter signature
- Your statement
- Your signature
- Pay and submit

Review the I-907 form information

Here is a summary of all the information you provided in your request.

Make sure you have provided responses for everything that applies to you before you submit your request. You can edit your responses by going to each request section using the site navigation.

We also prepared a draft case snapshot with your responses, which you can download below.

[View draft snapshot](#) [Print](#)

Getting Started

Preparer or interpreter information

Is someone assisting you with completing	Yes
Is a preparer assisting you with	Yes
Is an interpreter assisting you	Yes


Preparer information

Is someone assisting you with completing	Yes
Is a preparer assisting you with	Yes
Is an interpreter assisting you	Yes

No Change to I-907

I-907, Request for Premium Processing Service

Getting Started 

About You 

Your Request 

Additional Information 

Review and Submit 

Review and Submit

Your request summary

Preparer statement

Preparer signature

Interpreter certification

Interpreter signature

Your statement

Your signature

Pay and submit

Preparer's statement

Your preparer must read the statements below and select the statement that applies to him or her.

If your preparer is an attorney or accredited representative whose representation extends beyond preparation of this request, he or she may be obliged to submit a completed Notice of Entry of Appearance as Attorney or Accredited Representative (G-28) with your request.

- I am not an attorney or accredited representative but have prepared this request on behalf of the requestor and with the requestor's consent.
- I am an attorney or accredited representative and my representation of the requestor in this case does not extend beyond the preparation of this request.
- I am an attorney or accredited representative and my representation of the requestor in this case extends beyond the preparation of this request.

Preparer's certification and signature

Your preparer must read and agree to the certification below.



By my signature, I certify, under penalty of perjury, that I prepared this request at the request of the requestor. The requestor then reviewed this completed request and informed me that he or she understands all of the information contained in, and submitted with, his or her request, including the **Requestor's Declaration and Certification**, and that all of this information is complete, true and correct. I completed this request based only on information that the requestor provided to me or authorized me to obtain or use.

As the requestor's preparer, you must sign on paper and provide your signature page to the requestor. Follow these steps:

-  1. [Download the Preparer Signature page](#)
-  2. Print the Preparer Signature page
-  3. Read and sign the Preparer Signature page
-  4. Give the signed Preparer Signature page to the requestor

The requestor will need to scan and upload your completed signature page on the next screen.

[Back](#)

[Next](#)

No Change to I-907

I-907, Request for Premium Processing Service

- Getting Started
- About You
- Your Request
- Additional Information
- Review and Submit**

- Review and Submit
 - Your request summary
 - Preparer statement
 - Preparer signature**
 - Interpreter certification
 - Interpreter signature
 - Your statement
 - Your signature
 - Pay and submit

Preparer's signature upload

Scan and upload your preparer's completed signature page below.

File requirements

- Clear and readable
- Accepted file formats: JPG, JPEG, or PDF
- No encrypted or password-protected files
- If your documents are in a foreign language, upload a full English translation and the translator's certification with each original document.
- Accepted file name characters: English letters, numbers, spaces, periods, hyphens, underscores, and parentheses
- Maximum size: 6MB per file
- Upload no more than five documents at a time

[Choose](#) or drop files here to upload

[Back](#) [Next](#)

No Change to I-907


I-907, Request for Premium Processing Service

- Getting Started
- About You
- Your Request
- Additional Information
- Review and Submit**

- Review and Submit
- Your request summary
- Preparer statement
- Preparer signature
- Interpreter certification**
- Interpreter signature
- Your statement
- Your signature
- Pay and submit

Interpreter's certification and signature

Your interpreter must read and agree to the certification below.



I certify, under penalty of perjury, that: I am fluent in English and the language provided in the Getting Started section of this request, and I have read to this requestor in the identified language every question and instruction on this request and his or her answer to every question. The requestor informed me that he or she understands every instruction, question, and answer on the request, including the **Requestor's Declaration and Certification**, and has verified the accuracy of every answer.

As the requestor's interpreter, you must sign on paper and provide your signature page to the requestor. Follow these steps:

1. [Download the Interpreter Signature page](#)
2. Print the Interpreter Signature page
3. Read and sign the Interpreter Signature page
4. Give the signed Interpreter Signature page to the requestor

The requestor will need to scan and upload your completed signature page on the next screen.

[Back](#) [Next](#)

No Change to I-907

I-907, Request for Premium Processing Service

- Getting Started
- About You
- Your Request
- Additional Information
- Review and Submit**

Review and Submit

- Review and Submit
- Your request summary
- Preparer statement
- Preparer signature
- Interpreter certification
- Interpreter signature**
- Your statement
- Your signature
- Pay and submit

Interpreter's signature upload

Scan and upload your interpreter's completed signature page below.

File requirements

- Clear and readable
- Accepted file formats: JPG, JPEG, or PDF
- No encrypted or password-protected files
- If your documents are in a foreign language, upload a full English translation and the translator's certification with each original document.
- Accepted file name characters: English letters, numbers, spaces, periods, hyphens, underscores, and parentheses
- Maximum size: 6MB per file
- Upload no more than five documents at a time

[Choose](#) or drop files here to upload

[Back](#) [Next](#)

No Change to I-907

I-907, Request for Premium Processing Service

- Getting Started
- About You
- Your Request
- Additional Information
- Review and Submit**

Review and Submit

- Your request summary
- Preparer statement
- Preparer signature
- Interpreter certification
- Interpreter signature
- Your statement**
- Your signature
- Pay and submit

Requestor's statement regarding the preparer
You must read and agree to the statement below.

At my request, the preparer named in the Getting Started section of this request prepared this request for me based only upon the information I provided or authorized.

Requestor's statement regarding the interpreter
You must read and agree to the statement below.

The interpreter named in the Getting Started section of this request read to me every question and instruction on this request and my answer to every question in the language I specified in the Getting Started section, a language in which I am fluent, and I understood everything.

[Back](#) [Next](#)

No Change to I-907

I-907, Request for Premium Processing Service

- Getting Started
- About You
- Your Request
- Additional Information
- Review and Submit**

- Review and Submit
- Your request summary
- Preparer statement
- Preparer signature
- Interpreter certification
- Interpreter signature
- Your statement**
- Your signature
- Pay and submit

Requestor's statement

You must read and agree to the statement below.


I can read and understand English, and have read and understand every question and instruction on this request, as well as my answer to every question.

[Back](#) [Next](#)

No Change to I-907

I-907, Request for Premium Processing Service

Getting Started 

About You 

Your Request 

Additional Information 

Review and Submit 

Review and Submit

Your request summary

Preparer statement

Preparer signature

Interpreter certification

Interpreter signature

Your statement

Your signature

Pay and submit

Requestor's Declaration and Certification

You must read and agree to the certification below. If you knowingly and willfully falsify or conceal a material fact or submit a false document with your request, we will reject your request without refunding the filing fee and may deny any other immigration benefit. In addition, you will face severe penalties provided by law and may be subject to criminal prosecution.



Copies of any documents I have submitted are exact photocopies of unaltered, original documents, and I understand that USCIS may require that I submit original documents to USCIS at a later date. Furthermore, I authorize the release of any information from any of my records that USCIS may need to determine my eligibility for the immigration benefit I seek.

I furthermore authorize release of information contained in this request, in supporting documents, and in my USCIS records to other entities and persons where necessary for the administration and enforcement of U.S. immigration law.

I certify, under penalty of perjury, that all of the information in my request and any document submitted with it were provided or authorized by me, that I reviewed and understand all of the information contained in, and submitted with, my request and that all of this information is complete, true, and correct.

I have read and agree to the requestor's statement

Your signature

You must provide your digital signature below by typing your full legal name. If you do not completely fill out this request, or if you do not submit the required documents listed in the Instructions, we may deny your request. We will record the date of your signature with your request.

Back

Next

No Change to I-907

I-907, Request for Premium Processing Service

- Getting Started ✓
- About You ✓
- Your Request ✓
- Additional Information ✓
- Review and Submit** ^

- Review your request
- Your request summary
- Preparer statement
- Preparer signature
- Interpreter certification
- Interpreter signature
- Your statement
- Your signature
- Finish and continue to pay and submit**
- Pay and submit

Finish and continue to pay and submit

By finishing this form, your Form I-907 will be locked and no further changes can be made. Please make sure that the information on your Form I-907 is complete and accurate before continuing. If you need to make any edits after finishing, you will need to create both a new Form I-765 and a new Form I-907.

Next, you will continue to the pay and submit page where you can pay for and submit both your Form I-765 and Form I-907 at the same time.

[Back](#) [Continue](#)

No Change to I-907

I-907, Request for Premium Processing Service

Getting Started ▼

About You ▼

Your Request ▼

Additional Information ▼

Review and Submit ▲

Review your request

Your request summary

Preparer statement

Preparer signature

Interpreter certification

Interpreter signature

Your statement

Your signature

Finish and continue G-28

Finish the I-907 and continue to the G-28

By finishing this form, we will prepare a draft I-907 for your client to review and sign. If your client does not approve the information provided in the I-907, you will need to edit the information in the form, and resubmit it for your client's review.

Next you will continue to the G-28. When you submit the G-28, we will give you a passcode for your client to add you as his or her representative in his or her USCIS online account. Once you are added, your client will have access to review the draft I-907 and the draft G-28.

[Back](#) [Continue](#)

No Change to I-907

I-907, Request for Premium Processing Service

Getting Started ▼

About You ▼

Your Request ▼

Additional Information ▼

Review and Submit ▲

Review your request

Your request summary

Preparer statement

Preparer signature

Interpreter certification

Interpreter signature

Your statement

Your signature

Finish and continue G-28

Finish and Continue

Once you finish, no further changes can be made. Please make sure that the information you provided is complete and accurate before you finish. If you need to make any edits after finishing, you will need to start over.

We will prepare a draft for your client to review and sign. If your client does not approve the information you provided, you will need to edit the information, and resubmit it for your client's review.

Next, you will continue to the G-28. When you submit the G-28, we will give you a passcode for your client to add you as his or her representative in his or her USCIS online account. Once you are added, your client will have access to review the following drafts:


- [X-XXX, Form Name]
- I-907, Request for Premium Processing Service
- G-28, Notice of Entry of Appearance as Attorney or Accredited Representative

[Back](#) [Continue](#)

I-907-022 Revision

I-907, Request for Premium Processing Service

- Getting Started 
- About You 
- Your Request 
- Additional Information 

- Review and Submit** 
- Review and Submit
- Your request summary
- Preparer statement
- Preparer signature
- Interpreter certification
- Interpreter signature
- Your statement
- Your signature
- Pay and submit**

Pay for and submit your request

The final step to submit your Form I-907, Request for Premium Processing Service is to pay the required fee.

Your application fee is: **[\$XXX]**

The Premium Processing fee is in addition to all other applicable filing fees.

Note: We will only refund the Premium Processing Service if we do not take action on the **benefit request** within the applicable processing timeframe. Otherwise, the filing fee is not **refundable, regardless of any action USCIS takes on the benefit request.**

Please refer to the instructions for the form(s) you are filing for additional information or you may call the USCIS Contact Center at 800-375-5283. For TTY (deaf or hard of hearing) 800-767-1833.



We will send you to Pay.gov — our safe, secure payment website — to pay your fees and submit your request online.

Here are the steps in the payment and submission process:

1. Provide your billing information on Pay.gov
2. Provide your credit card or U.S. bank account information
3. Submit your payment

When you have paid your fee, your request will be submitted.

Pay.gov will redirect you to a uscis.gov confirmation screen, which will include your receipt number. Please keep a copy of your receipt number for your records. You can track the status of your request through your USCIS online account.

Pay and submit

No Change to I-907

I-907, Request for Premium Processing Service

- Getting Started ✓
- About You ✓
- Your Request ✓
- Additional Information ✓
- Review and Submit** ^
- Review your request
- Your request summary
- Preparer statement
- Preparer signature
- Interpreter certification
- Interpreter signature
- Your statement
- Your signature
- Pay and submit**

Pay for and submit your request

The final step to submit your I-765, Application for Employment Authorization and your I-907, Request for Premium Processing Service is to pay the required fee.

Refund policy: By continuing this transaction, you agree that you are paying for a government service and that the filing fee, biometric services fee and all related financial transactions are final and not refundable, regardless of any action USCIS takes on an application, petition or request, or how long USCIS takes to reach a decision. You must submit all fees in the exact amounts.

Note: We will only refund the Form I-907 filing fee if we do not take action on the related case within the applicable processing timeframe. Otherwise, the filing fee is not refundable, regardless of any action USCIS takes on this request.

Please refer to the instructions for the form(s) you are filing for additional information or you may call the USCIS Contact Center at 800-375-5283. For TTY (deaf or hard of hearing) 800-767-1833.

Category	Amount
Form I-765	[\$XXXX]
Form I-907	[\$XXXX]
Biometrics	[\$XXXX]
Your total application fee is:	[\$XXXX]



We will send you to Pay.gov — our safe, secure payment website — to pay your fees and submit your request online.

Here are the steps in the payment and submission process:

1. Provide your billing information on Pay.gov
2. Provide your credit card or U.S. bank account information
3. Submit your payment

When you have paid your fee, your request will be submitted.

Pay.gov will redirect you to a uscis.gov confirmation screen, which will include your receipt number. Please keep a copy of your receipt number for your records. You can track the status of your request through your USCIS online account.

[Pay and submit](#)

No Change to I-907

I-907: You have successfully submitted your Request for Premium Processing Service

We will contact you if we have any questions or need additional information. You can track the status of your request through your USCIS online account.

[Go to my cases](#)