

## APPLICATION FOR SUPPLEMENTAL SECURITY INCOME (SSI)

Note: Social Security Administration staff or others who help people apply for SSI will fill out this form for you.	<b>Do Not Write in This Space DATE STAMP</b>
<p><b>I am/We are applying for Supplemental Security Income and any federally administered state supplementation under Title XVI of the Social Security Act, for benefits under the other programs administered by the Social Security Administration, and where applicable, for medical assistance under Title XIX of the Social Security Act.</b></p>	Filing Date (MM/DD/YYYY)
	<input type="checkbox"/> Receipt <input type="checkbox"/> Protective
	<input type="checkbox"/> SNAP-SSA/APP <input type="checkbox"/> SNAP-Referred
	Preferred Language Written:                                      Spoken:

**TYPE OF CLAIM**     Individual     Individual with Ineligible Spouse     Couple     Child     Child with Parents

**PART 1 - BASIC ELIGIBILITY - Answer the questions below beginning with the first moment of the filing date month.**

1.	(a) First Name, Middle Initial, Last Name	Sex <input type="checkbox"/> Male <input type="checkbox"/> Female	Birthdate (MM/DD/YYYY)	Social Security Number
	(b) Did you ever use any other names (including maiden name) or any other Social Security Numbers?	<input type="checkbox"/> YES Go to (c) <input type="checkbox"/> NO Go to (d)		
	(c) Other Name(s)	Other Social Security Number(s) used		
	(d) If you are also filing for Social Security Benefits, go to #2; otherwise complete the following:			
	Parent 1's Name(s)	Parent 2's Name(s)		
	Parent 1's Other Name(s) (Including Name at Birth)	Parent 2's Other Name(s) (Including Name at Birth)		
	Go to #2			
2.	Applicant's Mailing Address (Number & Street, Apt. No., P.O. Box, Rural Route)			
	City and State (U.S.)/State/Province/Region (Foreign)	ZIP Code/Postal Code	County/Country	
3.	Claimant's Residence Address (If different from applicant's mailing address)			
	City and State (U.S.)/State/Province/Region (Foreign)	ZIP Code/Postal Code	County/Country	
4.	<b>DIRECT DEPOSIT PAYMENT INFORMATION (FINANCIAL INSTITUTION)</b>			
	Routing Transit Number	Account Number	<input type="checkbox"/> Checking  <input type="checkbox"/> Savings	<input type="checkbox"/> Enroll in Direct Express  <input type="checkbox"/> Direct Deposit Refused

5. (a) Are you married?  YES Go to (b)  NO Go to #6

(b) Date of marriage: (MM/DD/YYYY)

(c) Spouse's Name (First, middle initial, last)	Birthdate (MM/DD/YYYY)	Social Security Number
---	------------------------	------------------------

(d) Did your spouse ever use any other names (including maiden name) or Social Security Numbers?  YES Go to (e)  NO Go to (f)

(e) Other Name(s) Other Social Security Number(s) Used

(f) Are you and your spouse living together?  YES Go to #6  NO Go to (g)

(g) Date you began living apart : (MM/DD/YYYY)

(h) Address of spouse or name of someone who knows where spouse is. (Complete only if spouse is age 65, blind or disabled.)

6. (a) Have you had any other marriages?  
If never married, check this box

<b>You</b> <input type="checkbox"/> YES Go to (b)	<input type="checkbox"/> NO Go to 6(c)	<b>Your Spouse, if filing</b> <input type="checkbox"/> YES Go to (b)	<input type="checkbox"/> NO Go to 6(c)
---	---	--	---

(b) Give the following information about your prior marriages. If there was more than one prior marriage, show the remaining information in Remarks. Go to #7.

	YOU	YOUR SPOUSE
FORMER SPOUSE'S NAME (including maiden name)		
BIRTHDATE (MM/DD/YYYY)		
SOCIAL SECURITY NUMBER		
DATE OF MARRIAGE (MM/DD/YYYY)		
DATE MARRIAGE ENDED (MM/DD/YYYY)		
HOW MARRIAGE ENDED		

(c) Are you and another person living together in the same household and presenting to others or the community as a married couple?  
 YES If YES, provide the date holding out began \_\_\_\_\_, then go to (d)\*  
 NO Go to #7

(d) Other person's Name (First, middle initial, last)	Other person's Social Security Number
---	---------------------------------------

\*Use SSA-4178 to develop the holding out relationship.

7. If you are filing for yourself, go to (a); if you are filing for a child, go to (e).

(a) Are you unable to work because of illnesses, injuries or conditions?	<b>You</b> <input type="checkbox"/> YES <input type="checkbox"/> NO Go to (b)      Go to #8	<b>Your Spouse</b> <input type="checkbox"/> YES <input type="checkbox"/> NO Go to (b)      Go to #8
(b) Enter the date you became unable to work.	(MM/DD/YYYY)	(MM/DD/YYYY)
(c) Are you blind or do you have low vision even with glasses or contacts?	<b>You</b> <input type="checkbox"/> YES <input type="checkbox"/> NO Go to (d)      Go to (d)	<b>Your Spouse</b> <input type="checkbox"/> YES <input type="checkbox"/> NO Go to (d)      Go to (d)
(d) If you were unable to work because of illnesses, injuries, or conditions before you were age 22, do you have a parent who is age 62 or older, unable to work because of illnesses, injuries or conditions, or deceased?		
<input type="checkbox"/> YES    Parent's Name: _____ Social Security Number: _____ Address: _____ _____ _____ Parent's Name: _____ Social Security Number: _____ Address: _____ _____ _____		
<input type="checkbox"/> NO <span style="float: right;">Go to #8</span>		

(MM/DD/YYYY)

(e) When did the child become disabled? Go to (f)

(f) Is the child blind or do they have low vision even with glasses or contacts? 
 YES       NO  
 Go to (g)      Go to (g)

(g) Does the child have a parent(s) who is age 62 or older, unable to work because of illness, injuries, or conditions, or deceased?

YES    Parent's Name: \_\_\_\_\_  
 Social Security Number: \_\_\_\_\_  
 Address: \_\_\_\_\_  
 \_\_\_\_\_  
 \_\_\_\_\_  
 Parent's Name: \_\_\_\_\_  
 Social Security Number: \_\_\_\_\_  
 Address: \_\_\_\_\_  
 \_\_\_\_\_  
 \_\_\_\_\_

NO Go to #8

8.	Birthplace	City	State	Country (if other than the U.S.)
	<b>You</b>			
	<b>Your Spouse, if filing</b>			Go to #9

9.	Are you a United States citizen by birth?	<b>You</b> <input type="checkbox"/> YES Go to #15 <input type="checkbox"/> NO Go to #10		<b>Your Spouse, if filing</b> <input type="checkbox"/> YES Go to #15 <input type="checkbox"/> NO Go to #10	
10.	Are you a naturalized United States citizen?	<input type="checkbox"/> YES Go to #15 <input type="checkbox"/> NO Go to #11		<input type="checkbox"/> YES Go to #15 <input type="checkbox"/> NO Go to #11	
11.	(a) Are you an American Indian born outside the United States?	<input type="checkbox"/> YES Go to (b) <input type="checkbox"/> NO Go to (c)		<input type="checkbox"/> YES Go to (b) <input type="checkbox"/> NO Go to (c)	

(b) Check the block that shows your American Indian status.

<b>You</b>		<b>Your Spouse, if filing</b>	
<input type="checkbox"/> American Indian born in Canada	Go to #15	<input type="checkbox"/> American Indian born in Canada	Go to #15
<input type="checkbox"/> Member of a Federally recognized Indian Tribe;		<input type="checkbox"/> Member of a Federally recognized Indian Tribe;	
Name of Tribe	Go to #15	Name of Tribe	Go to #15
<input type="checkbox"/> Other American Indian		<input type="checkbox"/> Other American Indian	
Explain in Remarks, then Go to (c)		Explain in Remarks, then Go to (c)	

(c) Check the block below that shows your current immigration status

<b>You</b>		<b>Your Spouse, if filing</b>	
<input type="checkbox"/> Amerasian Immigrant	Go to #12	<input type="checkbox"/> Amerasian Immigrant	Go to #12
<input type="checkbox"/> Asylee		<input type="checkbox"/> Asylee	
Date status granted:	Go to #14	Date status granted:	Go to #14
<input type="checkbox"/> Conditional Entrant		<input type="checkbox"/> Conditional Entrant	
Date status granted:	Go to #14	Date status granted:	Go to #14
<input type="checkbox"/> Cuban/Haitian Entrant	Go to #14	<input type="checkbox"/> Cuban/Haitian Entrant	Go to #14
<input type="checkbox"/> Deportation/Removal Withheld		<input type="checkbox"/> Deportation/Removal Withheld	
Date:	Go to #14	Date:	Go to #14
<input type="checkbox"/> Lawful Permanent Resident	Go to #12	<input type="checkbox"/> Lawful Permanent Resident	Go to #12
<input type="checkbox"/> Parolee for One Year	Go to #14	<input type="checkbox"/> Parolee for One Year	Go to #14
<input type="checkbox"/> Refugee		<input type="checkbox"/> Refugee	
Date of entry:	Go to #14	Date of entry:	Go to #14
<input type="checkbox"/> Unknown/Other		<input type="checkbox"/> Unknown/Other	
Explain in Remarks, then Go to (d)		Explain in Remarks, then Go to (d)	

(d) If you have status or have applied for status as the spouse, child, or parent of a child of a US citizen or lawfully admitted permanent resident alien, Go to #13; otherwise Go to #15.

12. If you are lawfully admitted for permanent residence:

(a) Date of Admission	<b>You</b> (MM/DD/YYYY)	<b>Your Spouse</b> (MM/DD/YYYY)
(b) Was your entry into the United States sponsored by any person or promoted by an institution or group?	<input type="checkbox"/> YES Go to (c) <input type="checkbox"/> NO Go to (d)	<input type="checkbox"/> YES Go to (c) <input type="checkbox"/> NO Go to (d)
(c) Give the following information about the person, institution, or group, then Go to (d):		
Name		
Address		
Telephone Number		

12.	(d) What was your immigration status, if any, before adjustment to lawful permanent resident?	<b>You</b>	<b>Your Spouse, if filing</b>
		Status:  (MM/DD/YYYY) From: To:	Status:  (MM/DD/YYYY) From: To:  Go to (e)
12.	(e) If filing as an adult, did your parents ever work in the United States before you were age 18?	<b>You</b>	<b>Your Spouse, if filing</b>
		<input type="checkbox"/> YES Go to (f)	<input type="checkbox"/> NO Go to #14
(f) Name and Social Security Number of parent(s) who worked.			
Name			Social Security Number
Name			Social Security Number
13.	(a) Have you, your child or your parent, been subjected to battery or extreme cruelty while in the United States?	<b>You</b>	<b>Your Spouse, if filing</b>
		<input type="checkbox"/> YES Go to (b)	<input type="checkbox"/> NO Go to #15
13.	(b) Have you, your child, or your parent filed a petition with the Department of Homeland Security for a change in immigration status because of being subjected to battery or extreme cruelty?	<input type="checkbox"/> YES Go to #14	<input type="checkbox"/> NO Go to #15
		<input type="checkbox"/> YES Go to #14	<input type="checkbox"/> NO Go to #15
14.	Are you, your spouse, or parent an active duty member or a veteran of the armed forces of the United States?	<input type="checkbox"/> YES Explain in #60(b), then Go to #15	<input type="checkbox"/> NO Go to #15
		<input type="checkbox"/> YES Explain in #60(b), then Go to #15	<input type="checkbox"/> NO Go to #15
15.	(a) When did you first make your home in the United States?	(MM/DD/YYYY)	(MM/DD/YYYY)
	(b) Have you lived outside of the United States since then?	<input type="checkbox"/> YES Go to (c)	<input type="checkbox"/> NO Go to #16
	(c) Give the dates of residence outside the United States.	(MM/DD/YYYY) From: To:	(MM/DD/YYYY) From: To:
16.	(a) Have you been outside the United States (the 50 states, District of Columbia and Northern Mariana Islands) 30 consecutive days prior to the filing date?	<input type="checkbox"/> YES Go to (b)	<input type="checkbox"/> NO Go to #17
		<input type="checkbox"/> YES Go to (b)	<input type="checkbox"/> NO Go to #17
16.	(b) Give the date (MM/DD/YYYY) you left the United States and the date you returned to the United States.	Date Left: Date Returned:	Date Left: Date Returned:
		Date Left: Date Returned:	Date Left: Date Returned:

**IF YOU ARE FILING ON BEHALF OF YOUR CHILD, GO TO #17.  
 IF YOU ARE MARRIED AND YOUR SPOUSE IS NOT FILING FOR SUPPLEMENTAL SECURITY INCOME AND YOU LIVED TOGETHER AT ANY TIME SINCE THE FIRST MOMENT OF THE FILING DATE MONTH, GO TO #17; OTHERWISE GO TO #18.**

17.	(a) Is your spouse/parent the sponsor of an alien who is eligible for supplemental security income?	<input type="checkbox"/> YES Go to (b) <span style="margin-left: 150px;"><input type="checkbox"/> NO Go to #18</span>				
	(b) Eligible Alien's Name	Eligible Alien's Social Security Number  Go to #18				
18.	(a) Do you have any unsatisfied felony warrants for your arrest?	<table style="width:100%; border: none;"> <tr> <td style="width:50%; text-align: center;"><b>You</b></td> <td style="width:50%; text-align: center;"><b>Your Spouse, if filing</b></td> </tr> <tr> <td style="text-align: center;"> <input type="checkbox"/> YES    <input type="checkbox"/> NO                      Go to (b)    Go to #19                 </td> <td style="text-align: center;"> <input type="checkbox"/> YES    <input type="checkbox"/> NO                      Go to (b)    Go to #19                 </td> </tr> </table>	<b>You</b>	<b>Your Spouse, if filing</b>	<input type="checkbox"/> YES <input type="checkbox"/> NO Go to (b)    Go to #19	<input type="checkbox"/> YES <input type="checkbox"/> NO Go to (b)    Go to #19
	<b>You</b>	<b>Your Spouse, if filing</b>				
	<input type="checkbox"/> YES <input type="checkbox"/> NO Go to (b)    Go to #19	<input type="checkbox"/> YES <input type="checkbox"/> NO Go to (b)    Go to #19				
	(b) In which State or Country was this warrant issued?	<table style="width:100%; border: none;"> <tr> <td style="width:50%; text-align: center;">Name of State/Country  Go to (c)</td> <td style="width:50%; text-align: center;">Name of State/Country  Go to (c)</td> </tr> </table>	Name of State/Country  Go to (c)	Name of State/Country  Go to (c)		
Name of State/Country  Go to (c)	Name of State/Country  Go to (c)					
(c) Was the warrant satisfied?	<table style="width:100%; border: none;"> <tr> <td style="width:50%; text-align: center;"><b>You</b></td> <td style="width:50%; text-align: center;"><b>Your Spouse, if filing</b></td> </tr> <tr> <td style="text-align: center;"> <input type="checkbox"/> YES    <input type="checkbox"/> NO                      Go to (d)    Go to #19                 </td> <td style="text-align: center;"> <input type="checkbox"/> YES    <input type="checkbox"/> NO                      Go to (d)    Go to #19                 </td> </tr> </table>	<b>You</b>	<b>Your Spouse, if filing</b>	<input type="checkbox"/> YES <input type="checkbox"/> NO Go to (d)    Go to #19	<input type="checkbox"/> YES <input type="checkbox"/> NO Go to (d)    Go to #19	
<b>You</b>	<b>Your Spouse, if filing</b>					
<input type="checkbox"/> YES <input type="checkbox"/> NO Go to (d)    Go to #19	<input type="checkbox"/> YES <input type="checkbox"/> NO Go to (d)    Go to #19					
(d) Date warrant satisfied	<table style="width:100%; border: none;"> <tr> <td style="width:50%; text-align: center;">(MM/DD/YYYY)</td> <td style="width:50%; text-align: center;">(MM/DD/YYYY)</td> </tr> </table>	(MM/DD/YYYY)	(MM/DD/YYYY)			
(MM/DD/YYYY)	(MM/DD/YYYY)					

**PART 2 - LIVING ARRANGEMENTS - The questions in this section refer to the signature date.**

19. Check the block which best describes your present living situation:

<input type="checkbox"/> Household	Since (MM/DD/YYYY)	Go to #24
<input type="checkbox"/> Non-Institutional Care	Since (MM/DD/YYYY)	Go to #22
<input type="checkbox"/> Institution	Since (MM/DD/YYYY)	Go to #20
<input type="checkbox"/> Transient or homeless	Since (MM/DD/YYYY)	Go to #37

**INSTITUTION**

20. Check the block that identifies the type of institution where you currently reside, then Go to #21:

<input type="checkbox"/> School	<input type="checkbox"/> Rehabilitation Center
<input type="checkbox"/> Hospital	<input type="checkbox"/> Jail
<input type="checkbox"/> Rest or Retirement Home	<input type="checkbox"/> Other (Specify)
<input type="checkbox"/> Nursing Home	

21. Give the following information about the INSTITUTION:

(a) Name of institution:	
(b) Date of admission:	
(c) Date you expect to be released from this institution:	Go to #37

**NON-INSTITUTIONAL CARE**

22. Check the block that best describes your current residence, then Go to #23:

<input type="checkbox"/> Foster Home	<input type="checkbox"/> Group Home	<input type="checkbox"/> Other (Specify)
--------------------------------------	-------------------------------------	--

23. Give the following information about your Non-institutional Care:

(a) Name of facility where you live:

(b) Name of placing agency

Address

Telephone Number

(c) Does this agency pay for your room and board?

YES Go to #37

NO If NO, who pays?

Go to #37

**HOUSEHOLD ARRANGEMENTS**

24. Check the block that describes your current residence, then Go to #25:

House

Mobile Home

Apartment

Houseboat

Room (private home)

Other (Specify)

Room (commercial establishment)

25. Do you live alone or only with your spouse?

YES Go to #27

NO Go to #26

26. (a) Give the following information about everyone who lives with you:

Name	Relationship	Public Assistance		Sex		Birthdate MM/DD/YYYY	Blind or Disabled		If Under 22				Social Security Number
		YES	NO	M	F		YES	NO	Married		Student		
		<input type="checkbox"/>	<input type="checkbox"/>	<input type="checkbox"/>	<input type="checkbox"/>		<input type="checkbox"/>	<input type="checkbox"/>	<input type="checkbox"/>	<input type="checkbox"/>	<input type="checkbox"/>	<input type="checkbox"/>	
		<input type="checkbox"/>	<input type="checkbox"/>	<input type="checkbox"/>	<input type="checkbox"/>		<input type="checkbox"/>	<input type="checkbox"/>	<input type="checkbox"/>	<input type="checkbox"/>	<input type="checkbox"/>	<input type="checkbox"/>	
		<input type="checkbox"/>	<input type="checkbox"/>	<input type="checkbox"/>	<input type="checkbox"/>		<input type="checkbox"/>	<input type="checkbox"/>	<input type="checkbox"/>	<input type="checkbox"/>	<input type="checkbox"/>	<input type="checkbox"/>	
		<input type="checkbox"/>	<input type="checkbox"/>	<input type="checkbox"/>	<input type="checkbox"/>		<input type="checkbox"/>	<input type="checkbox"/>	<input type="checkbox"/>	<input type="checkbox"/>	<input type="checkbox"/>	<input type="checkbox"/>	
		<input type="checkbox"/>	<input type="checkbox"/>	<input type="checkbox"/>	<input type="checkbox"/>		<input type="checkbox"/>	<input type="checkbox"/>	<input type="checkbox"/>	<input type="checkbox"/>	<input type="checkbox"/>	<input type="checkbox"/>	
		<input type="checkbox"/>	<input type="checkbox"/>	<input type="checkbox"/>	<input type="checkbox"/>		<input type="checkbox"/>	<input type="checkbox"/>	<input type="checkbox"/>	<input type="checkbox"/>	<input type="checkbox"/>	<input type="checkbox"/>	
		<input type="checkbox"/>	<input type="checkbox"/>	<input type="checkbox"/>	<input type="checkbox"/>		<input type="checkbox"/>	<input type="checkbox"/>	<input type="checkbox"/>	<input type="checkbox"/>	<input type="checkbox"/>	<input type="checkbox"/>	

If anyone listed is under age 22 and not married, Go to (b); otherwise, Go to #27.

26. (b) Does anyone listed in 26(a) who is under age 18, OR between ages 18-22 and a student, receive income?  YES Go to (c)  NO Go to #27

(c) Child Receiving Income	Source and Type	Monthly Amount
		\$
		\$
		\$
		\$
		\$
		\$

27. (a) Do you (or does anyone who lives with you) own or rent the place where you live?  YES Go to #28  NO Go to (b)

(b) Name of person who owns or rents the place where you live

Address

Telephone Number

(c) If you live alone or only with your spouse, and do not own or rent, Go to #37; otherwise, Go to #31.

28. (a) Are you (or your living with spouse) buying or do you own the place where you live?  YES Go to (c)  NO If you are a child living with your parent(s) Go to (b); otherwise Go to #29

(b) Are your parent(s) buying or do they own the place where you live?  YES Go to (c)  NO Go to #29

(c) What is the amount and frequency of the mortgage payment?  
 Amount: \$  
 Frequency of Payment:  
 Go to (d)


~~(d) If you are a child living only with your parents, or only with your parents and their other children who are subject to deeming, or with others in a public assistance household, or living alone or with your spouse, Go to #37; otherwise Go to #31.~~




29.	(a) Do you (or your living with spouse) have rental liability for the place where you live?	<input type="checkbox"/> YES Go to (d)	<input type="checkbox"/> NO If you are a child living with your parent(s) Go to (b); otherwise Go to (c)
	(b) Does your parent(s) have rental liability?	<input type="checkbox"/> YES Go to (d)	<input type="checkbox"/> NO Go to (c)
	(c) Does anyone who lives with you have rental liability for the place where you live? <input type="checkbox"/> YES Give name of person with rental liability: _____ Go to #30 <input type="checkbox"/> NO Give name of person with home ownership: _____ Go to #31		
	(d) What is the amount and frequency of the rent payment? Amount: \$ _____ Frequency of Payment: _____ Go to #30		
30.	(a) Are you (or anyone who lives with you) the parent or child of the landlord or the landlord's spouse?	<input type="checkbox"/> YES Go to (b)	<input type="checkbox"/> NO Go to (c)
	(b) Name of person related to landlord or landlord's spouse Relationship _____ Name and address of landlord (include telephone number and area code, if known): _____		
	(c) If you are a child living only with your parents, or only with your parents and their other children who are subject to deeming, or with others in a public assistance household, or living alone or with your spouse, Go to #37.		
31.	(a) Does anyone living with you contribute to the household expenses? (NOTE: See list of household expenses in #36)	<input type="checkbox"/> YES Go to (b)	<input type="checkbox"/> NO Go to #32
	(b) Amount others contribute: \$ _____ Go to #32		
32.	<del>(a) Do you eat all your meals with _____?</del>	<del><input type="checkbox"/> YES Go to #33</del>	<del><input type="checkbox"/> NO Go to (b)</del>
	<del>(b) Do you buy all your food separately from other household members?</del>	<del><input type="checkbox"/> YES Go to #33</del>	<del><input type="checkbox"/> NO Go to #33</del>
33.	Do you contribute to household expenses? <input type="checkbox"/> YES Average Monthly Amount: \$ _____ Go to #34 <input type="checkbox"/> NO Go to #34		
34.	(a) Do you have a loan agreement with anyone to repay the value of your share of the household expenses?	<input type="checkbox"/> YES Go to (b)	<input type="checkbox"/> NO Go to #34(d)
	(b) Give the name, address and telephone number of the person with whom you have a loan agreement : _____		
	(c) Will the amount of this loan cover your share of the household expenses?	<input type="checkbox"/> YES Go to #37	<input type="checkbox"/> NO Go to (d)
	(d) <b>If you contribute</b> toward household expenses and you answered "NO" to both 32(a) & (b), Go To #35. If you answered "YES" to either 32(a) or 32(b), Go to #36. <del>If you do not contribute toward household expenses, go to #37.</del>		

35. ~~(a) Is part or all of the amount in #33 just for food?~~  
 YES Give Amount: \$ \_\_\_\_\_ Go to ~~(b)~~  NO ~~Go to (b)~~


~~(b) Is part or all of the amount in #33 just for shelter?~~  
 YES Give Amount: \$ \_\_\_\_\_ Go to #36  NO ~~Go to #36~~

 What is the average monthly amount of the following household expenses:  
 (Show average over the past 12 months unless you have been residing at your present address less than 12 months. If so, show average for the months you have resided at your present address.)

CASH EXPENSES	AVERAGE MONTHLY AMOUNT
<del>Food (complete only if #32(a) &amp; (b) are answered NO)</del>	\$ _____
Mortgage or Rent	\$ _____
Property Insurance (if required by mortgage lender)	\$ _____
Real Property Taxes	\$ _____
Electricity	\$ _____
Heating Fuel	\$ _____
Gas	\$ _____
Sewer	\$ _____
Garbage Removal	\$ _____
Water	\$ _____
<b>TOTAL</b>	\$ _____ <span style="float: right;">Go to #37</span>

 (a) Does anyone who does NOT LIVE with you pay for, or provide you or your household (if applicable), any of your ~~food or~~ shelter items?  
 YES Name of Provider (Person or Agency) \_\_\_\_\_  
 List of Items \_\_\_\_\_  
 Monthly Value: \$ \_\_\_\_\_  
 NO Go to (b)

(b) Does anyone who does NOT LIVE with you give you, or your household (if applicable), money to pay for any of your or your household's ~~food or~~ shelter items?  
 YES Name of Provider (Person or Agency) \_\_\_\_\_  
 List of Items \_\_\_\_\_  
 Monthly Value: \$ \_\_\_\_\_  
 NO Go to #38

 (a) Has the information given in #19-37 been the same since the first moment of the filing date month?  
 YES Go to (b)  NO Explain in Remarks, then Go to (b)

(b) Do you expect any of this information to change?  
 YES Explain in Remarks, then Go to #39  NO Go to #39

**PART 3 - RESOURCES - The questions in this section pertain to the first moment of the filing date month.**

<b>39.</b>	(a) Do you own or does your name appear, either alone or with other people on any trust?	<b>You</b> <input type="checkbox"/> YES <input type="checkbox"/> NO Go to (b)    Go to #40	<b>Your Spouse, if filing</b> <input type="checkbox"/> YES <input type="checkbox"/> NO Go to (b)    Go to #40
------------	--	--	---

(b) If you answered "YES" to (a), give the following information:

Title of the Trust	Funding type, i.e., self-funded or third party funded alleged	Date established (MM/DD/YYYY)	Total alleged value	Specific assets contained within the trust, i.e., vehicles, homes, bank accounts, etc.

<b>40.</b>	(a) Do you own, or does your name appear (alone or with any other person's name) on the title of any vehicles (auto, truck, motorcycle, camper, boat, etc.)?	<b>You</b> <input type="checkbox"/> YES <input type="checkbox"/> NO Go to (b)    Go to #41	<b>Your Spouse</b> <input type="checkbox"/> YES <input type="checkbox"/> NO Go to (b)    Go to #41
------------	--	--	--

(b) Owner's Name	Description (Year, Make & Model)	Used For	Current Market Value	Amount Owed
			\$	\$
			\$	\$
			\$	\$
			\$	\$

<b>41.</b>	(a) Do you own, or does your name appear (alone or with any other person's name) on any land, houses, buildings, real property, property in foreign country, equipment, mineral rights, items in a safe deposit box, assets set aside for emergencies or heirs, or any other property of any kind that has not been shown anywhere else on the application	<b>You</b> <input type="checkbox"/> YES <input type="checkbox"/> NO Go to (b)    Go to #42	<b>Your Spouse</b> <input type="checkbox"/> YES <input type="checkbox"/> NO Go to (b)    Go to #42
------------	--	--	--

(b) Describe the property (including size, address, and how it is used). If the property is not used now, when was it last used? Do you plan to use the property in the future?

Item #1		
Item #2		
Owner's Name	Estimated Current Market Value	Owed on Item
	\$	\$
	\$	\$
	\$	\$
	\$	\$

(a) Do you own, or does your name appear on (either alone or with any other person's name) any of the following items?	You		Your Spouse	
	YES	NO	YES	NO
Cash at home, with you, or anywhere else	<input type="checkbox"/>	<input type="checkbox"/>	<input type="checkbox"/>	<input type="checkbox"/>
Financial Institution Accounts	<input type="checkbox"/>	<input type="checkbox"/>	<input type="checkbox"/>	<input type="checkbox"/>
Achieving a Better Life Experience (ABLE)	<input type="checkbox"/>	<input type="checkbox"/>	<input type="checkbox"/>	<input type="checkbox"/>
Checking	<input type="checkbox"/>	<input type="checkbox"/>	<input type="checkbox"/>	<input type="checkbox"/>
Savings	<input type="checkbox"/>	<input type="checkbox"/>	<input type="checkbox"/>	<input type="checkbox"/>
Credit Union	<input type="checkbox"/>	<input type="checkbox"/>	<input type="checkbox"/>	<input type="checkbox"/>
Christmas Club	<input type="checkbox"/>	<input type="checkbox"/>	<input type="checkbox"/>	<input type="checkbox"/>
Time Deposits/Certificates of Deposit	<input type="checkbox"/>	<input type="checkbox"/>	<input type="checkbox"/>	<input type="checkbox"/>
Individual Indian Money Account	<input type="checkbox"/>	<input type="checkbox"/>	<input type="checkbox"/>	<input type="checkbox"/>
Other (Including IRAs and Keough Accounts)	<input type="checkbox"/>	<input type="checkbox"/>	<input type="checkbox"/>	<input type="checkbox"/>

(b) If all the items in #42(a) are answered "NO", Go to #42(c). For any "YES" answer, give the following information:

Owner's Name	Name of Item	Value	Name & Address of Bank or Other Organization	Identifying Number
		\$		
		\$		
		\$		
		\$		

(c) Do you give us permission to obtain any financial records from any financial institution?	<b>You</b>		<b>Your Spouse, if filing</b>	
	<input type="checkbox"/> YES Go to #43	<input type="checkbox"/> NO Go to #43	<input type="checkbox"/> YES Go to #43	<input type="checkbox"/> NO Go to #43

(a) Do you own or does your name appear on any of the following items:	You		Your Spouse	
	YES	NO	YES	NO
Stocks or Mutual Funds	<input type="checkbox"/>	<input type="checkbox"/>	<input type="checkbox"/>	<input type="checkbox"/>
Bonds (Including U.S. Savings Bonds)	<input type="checkbox"/>	<input type="checkbox"/>	<input type="checkbox"/>	<input type="checkbox"/>
Promissory Notes	<input type="checkbox"/>	<input type="checkbox"/>	<input type="checkbox"/>	<input type="checkbox"/>
Other items that can be turned into cash	<input type="checkbox"/>	<input type="checkbox"/>	<input type="checkbox"/>	<input type="checkbox"/>

43 (b) If all the items in #43(a) are answered "NO", Go to #44. For any "YES" answer, give the following information:

Owner's Name	Name of Item	Value	Name & Address of Bank or Other Organization	Identifying Number
		\$		
		\$		
		\$		
		\$		

44 (a) Do you own or are you buying any life insurance policies?

	<b>You</b>	<b>Your Spouse</b>
	<input type="checkbox"/> YES	<input type="checkbox"/> YES
	<input type="checkbox"/> NO	<input type="checkbox"/> NO
	Go to (b)	Go to (b)
	Go to #45	Go to #45

(b) Owner's Name	Name of Insured	Name & Address of Insurance Company	Policy Number			
Policy (#1)						
Policy (#2)						
Policy (#3)						
Face Value	Cash Surrender Value	Date of Purchase	Dividends		Accumulations	
			YES	NO	YES	NO
Policy (#1)			<input type="checkbox"/>	<input type="checkbox"/>	<input type="checkbox"/>	<input type="checkbox"/>
Policy (#2)			<input type="checkbox"/>	<input type="checkbox"/>	<input type="checkbox"/>	<input type="checkbox"/>
Policy (#3)			<input type="checkbox"/>	<input type="checkbox"/>	<input type="checkbox"/>	<input type="checkbox"/>

(c) Loans Against Policy?

YES Policy Number: \_\_\_\_\_

Amount: \$ \_\_\_\_\_

NO

Go to #45

45 (a) Have you or your spouse acquired any assets since the first moment of the filing date month?

YES Go to (b)       NO Go to (c)

(b) Explain:

45. (c) Has there been any increase or decrease in the value of you or your spouse's resources since the first moment of the filing date month?  YES Go to (d)  NO Go to #46

(d) Explain:

(a) Do you (either alone or jointly with any other person) own any:	You		Your Spouse	
	YES	NO	YES	NO
Life estates or ownership interest in an unprobated estate?	<input type="checkbox"/>	<input type="checkbox"/>	<input type="checkbox"/>	<input type="checkbox"/>
Items acquired or held for their value as an investment?	<input type="checkbox"/>	<input type="checkbox"/>	<input type="checkbox"/>	<input type="checkbox"/>

(b) Give the following information for any "Yes" answer in #46(a); otherwise, Go to #47.

Owner's Name	Name of Item	Value	Amount Owed	Name & Address of Bank or Other Organization
		\$	\$	
		\$	\$	
		\$	\$	
		\$	\$	

(a) Do you have any assets set aside for burial expenses such as burial contracts, trusts, agreements, or anything else you intend for your burial expenses? Include any items mentioned in #39, #41-45, and #49.	You		Your Spouse	
	<input type="checkbox"/> YES Go to (b)	<input type="checkbox"/> NO Go to #48	<input type="checkbox"/> YES Go to (b)	<input type="checkbox"/> NO Go to #48

(b) DESCRIPTION (Where appropriate, give name & address of organization and account/ policy number.)	Value	When Set Aside (MM/DD/YYYY)	Owner's Name
Item (#1)	\$		
Item (#2)	\$		

For Whose Burial	Is Item Irrevocable?	Will Interest Earned or Appreciation in Value Remain in the Burial Fund?	
Item (#1)	<input type="checkbox"/> YES <input type="checkbox"/> NO	<input type="checkbox"/> YES Go to #48	<input type="checkbox"/> NO Explain in (c)
Item (#2)	<input type="checkbox"/> YES <input type="checkbox"/> NO	<input type="checkbox"/> YES Go to #48	<input type="checkbox"/> NO Explain in (c)

(c) Explanation

(a) Do you own any cemetery lots, crypts, caskets, vaults, urns, mausoleums, or other repositories for burial or any headstones or markers?	<b>You</b> <input type="checkbox"/> YES Go to (b)	<input type="checkbox"/> NO Go to #49	<b>Your Spouse</b> <input type="checkbox"/> YES Go to (b)	<input type="checkbox"/> NO Go to #49
---	---	--	---	--

(b) Owner's Name	Description	For Whose Burial	Relationship to You or Your Spouse	Current Market Value
				\$
				\$
				\$

Go to #49

(a) Have you or your spouse sold, transferred title, disposed of or given away, any money or other property, (including money or property in foreign countries), since the first moment of the filing date month or within the 36 months prior to the filing date month?	<b>You</b> <input type="checkbox"/> YES <input type="checkbox"/> NO Go to (b)	<b>Your Spouse</b> <input type="checkbox"/> YES <input type="checkbox"/> NO Go to (b)
(b) If you co-owned any money or property with another person(s), did you or any co-owner sell, transfer, or give away any co-owned money or property within the 36 months prior to the filing date month?	<input type="checkbox"/> YES <input type="checkbox"/> NO	<input type="checkbox"/> YES <input type="checkbox"/> NO

**IF YOU ANSWERED "YES" TO (a) OR (b), GO TO (c). IF "NO" TO BOTH, GO TO #50.**

(c) Owner's/Co-Owner's Name	Description of Property	Date of Disposal
Item (#1)		
Item (#2)		
Item (#3)		
Name and Address of Purchaser or Recipient		Relationship to Owner
Value of Property and/or Amount of Cash Gift		
Item (#1)		
Item (#2)		
Item (#3)		
Sales Price or Other Consideration		Are Other Consideration or Proceeds Expected? Explain.
Do You Still Own Part of the Property?		
Item (#1)		<input type="checkbox"/> YES <input type="checkbox"/> NO
Item (#2)		<input type="checkbox"/> YES <input type="checkbox"/> NO
Item (#3)		<input type="checkbox"/> YES <input type="checkbox"/> NO
Sold on Open Market?		Given Away?
Traded for Goods/ Services?		
Item (#1)	<input type="checkbox"/> YES <input type="checkbox"/> NO	<input type="checkbox"/> YES <input type="checkbox"/> NO
Item (#2)	<input type="checkbox"/> YES <input type="checkbox"/> NO	<input type="checkbox"/> YES <input type="checkbox"/> NO
Item (#3)	<input type="checkbox"/> YES <input type="checkbox"/> NO	<input type="checkbox"/> YES <input type="checkbox"/> NO

**PART 4 - INCOME**

(a) Since the first moment of the filing date month, have you (or your spouse) received or do you (or your spouse) expect to receive income in the next 14 months from any of the following sources?	You		Your Spouse	
	YES	NO	YES	NO
State or Local Assistance Based on Need	<input type="checkbox"/>	<input type="checkbox"/>	<input type="checkbox"/>	<input type="checkbox"/>
Refugee Cash Assistance	<input type="checkbox"/>	<input type="checkbox"/>	<input type="checkbox"/>	<input type="checkbox"/>
Temporary Assistance for Needy Families	<input type="checkbox"/>	<input type="checkbox"/>	<input type="checkbox"/>	<input type="checkbox"/>
General Assistance from the Bureau of Indian Affairs	<input type="checkbox"/>	<input type="checkbox"/>	<input type="checkbox"/>	<input type="checkbox"/>
Disaster Relief	<input type="checkbox"/>	<input type="checkbox"/>	<input type="checkbox"/>	<input type="checkbox"/>
Veteran Benefits Based on Need (Paid Directly or Indirectly as a Dependent)	<input type="checkbox"/>	<input type="checkbox"/>	<input type="checkbox"/>	<input type="checkbox"/>
Veteran Payments Not Based on Need (Paid Directly or Indirectly as a Dependent)	<input type="checkbox"/>	<input type="checkbox"/>	<input type="checkbox"/>	<input type="checkbox"/>
Other Income Based on Need	<input type="checkbox"/>	<input type="checkbox"/>	<input type="checkbox"/>	<input type="checkbox"/>
Social Security	<input type="checkbox"/>	<input type="checkbox"/>	<input type="checkbox"/>	<input type="checkbox"/>
Black Lung	<input type="checkbox"/>	<input type="checkbox"/>	<input type="checkbox"/>	<input type="checkbox"/>
Railroad Retirement Board Benefits	<input type="checkbox"/>	<input type="checkbox"/>	<input type="checkbox"/>	<input type="checkbox"/>
Office of Personnel Management (Civil Service)	<input type="checkbox"/>	<input type="checkbox"/>	<input type="checkbox"/>	<input type="checkbox"/>
Pension (Foreign Military, State, Local, Private, Union, Retirement or Disability)	<input type="checkbox"/>	<input type="checkbox"/>	<input type="checkbox"/>	<input type="checkbox"/>
Military Special Pay or Allowance	<input type="checkbox"/>	<input type="checkbox"/>	<input type="checkbox"/>	<input type="checkbox"/>
Unemployment Compensation	<input type="checkbox"/>	<input type="checkbox"/>	<input type="checkbox"/>	<input type="checkbox"/>
Workers' Compensation	<input type="checkbox"/>	<input type="checkbox"/>	<input type="checkbox"/>	<input type="checkbox"/>
State Disability	<input type="checkbox"/>	<input type="checkbox"/>	<input type="checkbox"/>	<input type="checkbox"/>
Insurance or Annuity Payments	<input type="checkbox"/>	<input type="checkbox"/>	<input type="checkbox"/>	<input type="checkbox"/>
Dividends/Royalties	<input type="checkbox"/>	<input type="checkbox"/>	<input type="checkbox"/>	<input type="checkbox"/>
Rental/Lease Income Not from a Trade or Business	<input type="checkbox"/>	<input type="checkbox"/>	<input type="checkbox"/>	<input type="checkbox"/>
Alimony	<input type="checkbox"/>	<input type="checkbox"/>	<input type="checkbox"/>	<input type="checkbox"/>
Child Support	<input type="checkbox"/>	<input type="checkbox"/>	<input type="checkbox"/>	<input type="checkbox"/>
Other Bureau of Indian Affairs Income	<input type="checkbox"/>	<input type="checkbox"/>	<input type="checkbox"/>	<input type="checkbox"/>
Gambling/Lottery Winnings	<input type="checkbox"/>	<input type="checkbox"/>	<input type="checkbox"/>	<input type="checkbox"/>
Other Income or Support	<input type="checkbox"/>	<input type="checkbox"/>	<input type="checkbox"/>	<input type="checkbox"/>



50. (b) Give the following information for any block checked YES in #50(a); otherwise, Go to #51.

Person Receiving Income	Type of Income	Amount Received	Frequency of Payment	Date Expected or Received	Source (Name, Address of Person, Bank, Organization, or Company)	Identifying Number
		\$				
		\$				
		\$				

IF YOU EVER RECEIVED SSI BEFORE, GO TO #51; OTHERWISE GO TO #52.

<p>Are any overpayments being collected from benefits you receive from the Social Security Administration, Railroad Retirement Board, Office of Personnel Management, Veterans' Affairs, Military Pensions, Military Special Pay Allowances, Black Lung, Workers' Compensation, or State Disability or Unemployment Benefits?</p>	<p><input type="checkbox"/> YES Explain in Remarks, then Go to #52.</p>	<p><input type="checkbox"/> NO Go to #52.</p>	<p><b>Your Spouse</b></p> <p><input type="checkbox"/> YES Explain in Remarks, then Go to #52.</p>	<p><input type="checkbox"/> NO Go to #52.</p>	
	<p>Since the first moment of the filing date month, have you received or do you expect to receive any meals or other gifts which are not cash?</p>	<p><input type="checkbox"/> YES Explain in Remarks, then Go to #53.</p>	<p><input type="checkbox"/> NO Go to #53.</p>	<p><input type="checkbox"/> YES Explain in Remarks, then Go to #53.</p>	<p><input type="checkbox"/> NO Go to #53.</p>
	<p>(a) Have you (or your spouse) received wages or sick pay since the first moment of the filing date month through the current month?</p>	<p><input type="checkbox"/> YES Go to (b)</p>	<p><input type="checkbox"/> NO Go to (e)</p>	<p><input type="checkbox"/> YES Go to (b)</p>	<p><input type="checkbox"/> NO Go to (e)</p>

(b) Name and Address of Employer (include telephone number and area code, if known)

**You**

Go to (c)

**Your Spouse**

Go to (c)

(c)	Date last worked (MM/DD/YYYY)	Date last paid (MM/DD/YYYY)	Date next paid (MM/DD/YYYY)
<b>You</b>			
<b>Your Spouse</b>			

(d) Total monthly wages received (before any deductions)	<p>Your Amount</p> <p>\$</p>	<p>Your Spouse's Amount</p> <p>\$</p>
--	------------------------------	---------------------------------------

(e) Do you (or your spouse) expect to receive any wages in the next 14 months?	<p><b>You</b></p> <p><input type="checkbox"/> YES Go to (f)</p>	<p><input type="checkbox"/> NO Go to #54.</p>	<p><b>Your Spouse</b></p> <p><input type="checkbox"/> YES Go to (f)</p>	<p><input type="checkbox"/> NO Go to #54.</p>
--	---	---	---	---

**53.** (f) Name and address of employer if different from #53(b) (include telephone number, if known)

<b>You</b>
<b>Your Spouse</b>

(g) Give the following information:

	Rate of Pay	Amount Worked Per Pay Period	How Often Paid	Pay Day or Date Paid	Date Last Paid (MM/DD/YYYY)
<b>You</b>					
<b>Your Spouse</b>					

(h) Do you expect any change in wage information provided in #53(g)	<b>You</b>	<b>Your Spouse</b>
	<input type="checkbox"/> YES Go to (i)	<input type="checkbox"/> NO Go to #54
	<input type="checkbox"/> YES Go to (i)	<input type="checkbox"/> NO Go to #54

(i) Explain Change:

<b>You</b>
<b>Your Spouse</b>

(a) Have you been self-employed at any time since the beginning of the taxable year in which the filing date month occurs or do you expect to be self-employed in the current taxable year?	<b>You</b>	<b>Your Spouse</b>
	<input type="checkbox"/> YES Go to (b)	<input type="checkbox"/> NO Go to #55
	<input type="checkbox"/> YES Go to (b)	<input type="checkbox"/> NO Go to #55

(b) Give the following information; then Go to #55

Date(s) Self-Employed	Type of Business	Last Year's: Gross Income	Last Year's: Net Profit	Last Year's: Net Loss
		\$	\$	\$
		<b>This Year's:</b> Gross Income	<b>This Year's:</b> Net Profit	<b>This Year's:</b> Net Loss
		\$	\$	\$

(c) If you or your spouse are blind or disabled, do you have any special expenses that you paid which are necessary for you to work?	<b>You</b>	<b>Your Spouse</b>
	<input type="checkbox"/> YES Explain in Remarks, then Go to #56	<input type="checkbox"/> NO Go to #56
	<input type="checkbox"/> YES Explain in Remarks, then Go to #56	<input type="checkbox"/> NO Go to #56

(a) Does your spouse/parent who lives with you have to pay court-ordered support?	<input type="checkbox"/> YES Go to (b) <input type="checkbox"/> NO Go to NOTE
(b) Give amount and frequency of court-ordered support payment. Amount:     \$ Frequency of Payment:	
Go to (c)	
(c) Give the following information about the person who receives these payments: Name: Address:	

**NOTE:** IF YOU ARE FILING AS A CHILD AND YOU ARE EMPLOYED OR AGE 18 - 22 (WHETHER EMPLOYED OR NOT), GO TO #57; OTHERWISE, GO TO #58.

(a) Have you attended school regularly since the filing date month?	<input type="checkbox"/> YES Go to (d) <input type="checkbox"/> NO Go to (b)		
(b) Have you been out of school for more than 4 calendar months?	<input type="checkbox"/> YES Go to (c) <input type="checkbox"/> NO Go to (c)		
(c) Do you plan to attend school regularly during the next 4 months?	<input type="checkbox"/> YES Explain absence in <input type="checkbox"/> NO Go to #58 Remarks and Go to (d)		
(d) Name of School	Name of School Contact	Dates of Attendance From                      To	Course of Study
	Phone Number	Hours Attending or Planning to Attend	

**PART 5 - POTENTIAL ELIGIBILITY FOR SUPPLEMENTAL NUTRITION ASSISTANCE PROGRAM (SNAP)/MEDICAL ASSISTANCE/OTHER BENEFITS**

(a) Are you currently receiving SNAP benefits (formerly food stamps)?	<b>You</b> <input type="checkbox"/> YES Go to (b) <input type="checkbox"/> NO Go to (c)	<b>Your Spouse, if filing</b> <input type="checkbox"/> YES Go to (b) <input type="checkbox"/> NO Go to (c)
(b) Have you received a recertification notice within the past 30 days?	<input type="checkbox"/> YES Go to (e) <input type="checkbox"/> NO Go to #59	<input type="checkbox"/> YES Go to (e) <input type="checkbox"/> NO Go to #59
(c) Have you filed for SNAP in the last 60 days?	<input type="checkbox"/> YES Go to (d) <input type="checkbox"/> NO Go to (e)	<input type="checkbox"/> YES Go to (d) <input type="checkbox"/> NO Go to (e)
(d) Have you received an unfavorable decision?	<input type="checkbox"/> YES Go to (e) <input type="checkbox"/> NO Go to #59	<input type="checkbox"/> YES Go to (e) <input type="checkbox"/> NO Go to #59
(e) If everyone in the household receives or is applying for SSI, Go to (f); otherwise Go to #59.		
(f) May I take your SNAP application today?	<input type="checkbox"/> YES Go to #59 <input type="checkbox"/> NO Explain in (g)	<input type="checkbox"/> YES Go to #59 <input type="checkbox"/> NO Explain in (g)
(g) Explanation:		

**59** You may be eligible for Medicaid. However, you must help your State identify other sources that pay for medical care. Also, you must give information to help the State get medical support for any child(ren) who is your legal responsibility. This includes information to help the State determine who a child's parent is. If you want Medicaid, you must agree to allow your State to seek payments from sources, such as insurance companies, that are available to pay for your medical care. This includes payments for medical care for you or any person who receives Medicaid and is your legal responsibility. The State cannot provide you Medicaid if you do not agree to this Medicaid requirement. If you need further information, you may contact your Medicaid Agency.

**IN STATES WITH AUTOMATIC ASSIGNMENT OF RIGHTS LAWS, Go to (b).**

(a) Do you agree to assign your rights (or the rights of anyone for whom you can legally assign rights) to payments for medical support and other medical care to the State Medicaid agency?	<b>You</b> <input type="checkbox"/> YES Go to (b) <input type="checkbox"/> NO Go to #60		<b>Your Spouse, if filing</b> <input type="checkbox"/> YES Go to (b) <input type="checkbox"/> NO Go to #60	
(b) Do you, your spouse, parent or stepparent have any private, group, or governmental health insurance that pays the cost of your medical care? (Do not include Medicare or Medicaid.)	<input type="checkbox"/> YES Go to (c) <input type="checkbox"/> NO Go to (c)		<input type="checkbox"/> YES Go to (c) <input type="checkbox"/> NO Go to (c)	
(c) Do you have any unpaid medical expenses for the 3 months prior to the filing date month?	<input type="checkbox"/> YES Go to #60 <input type="checkbox"/> NO Go to #60		<input type="checkbox"/> YES Go to #60 <input type="checkbox"/> NO Go to #60	

**60** (a) Have you ever worked under the U.S. Social Security System?  
 YES Go to (b)                       NO Go to (b)

(b) Have you, your spouse, or a former spouse (or parent if you are filing as a child) ever:	<b>You</b>		<b>Your Spouse/Parent</b>		<b>Filed for Benefits</b>	
	YES	NO	YES	NO	YES	NO
Worked for a railroad	<input type="checkbox"/>	<input type="checkbox"/>	<input type="checkbox"/>	<input type="checkbox"/>	<input type="checkbox"/>	<input type="checkbox"/>
Been in military service	<input type="checkbox"/>	<input type="checkbox"/>	<input type="checkbox"/>	<input type="checkbox"/>	<input type="checkbox"/>	<input type="checkbox"/>
Worked for the Federal Government	<input type="checkbox"/>	<input type="checkbox"/>	<input type="checkbox"/>	<input type="checkbox"/>	<input type="checkbox"/>	<input type="checkbox"/>
Worked for a State or Local Government	<input type="checkbox"/>	<input type="checkbox"/>	<input type="checkbox"/>	<input type="checkbox"/>	<input type="checkbox"/>	<input type="checkbox"/>
Worked for an employer with a pension plan	<input type="checkbox"/>	<input type="checkbox"/>	<input type="checkbox"/>	<input type="checkbox"/>	<input type="checkbox"/>	<input type="checkbox"/>
Belonged to union with a pension plan	<input type="checkbox"/>	<input type="checkbox"/>	<input type="checkbox"/>	<input type="checkbox"/>	<input type="checkbox"/>	<input type="checkbox"/>
Worked under a Social Security system or pension plan of a country other than the United States?	<input type="checkbox"/>	<input type="checkbox"/>	<input type="checkbox"/>	<input type="checkbox"/>	<input type="checkbox"/>	<input type="checkbox"/>

(c) Explain and include dates for any "Yes" answer given in #14 or #60(a); otherwise Go to #61.

**You**

**Your Spouse, if filing/Your Parent, if filing as a child:**


**PART 6 - MISCELLANEOUS - (Answer #61 ONLY IF YOU ARE APPLYING ON BEHALF OF SOMEONE ELSE: OTHERWISE GO TO #62)**

**61**

(a) Name of Person/Agency Requesting Benefits.	Relationship to Claimant	Your Social Security Number (or EIN)
(b) If SSA determines that the claimant needs help managing benefits, do you wish to be selected representative payee?	<input type="checkbox"/> YES	<input type="checkbox"/> NO (Explain in Remarks)
(c) Have you ever served as a representative payee for a Social Security beneficiary or SSI claimant?	<input type="checkbox"/> YES	<input type="checkbox"/> NO Go to #62




**PART 8 - IMPORTANT INFORMATION AND SIGNATURES**

 **IMPORTANT INFORMATION - PLEASE READ CAREFULLY**


- Failure to report any change within 10 days after the end of the month in which the change occurs could result in a penalty deduction.
- The Social Security Administration will check your statements and compare its records with records from other State and Federal agencies, including the Internal Revenue Service, to make sure you are paid the correct amount.
- We have asked you for permission to obtain, from any financial institution, any financial record about you that is held by the institution. We will ask financial institutions for this information whenever we think it is needed to decide if you are eligible or if you continue to be eligible for SSI benefits. Once authorized, our permission to contact financial institutions remains in effect until one of the following occurs:
  - (1) you or your spouse notify us in writing that you are canceling your permission,
  - (2) your application for SSI is denied in a final decision,
  - (3) your eligibility for SSI terminates, or
  - (4) we no longer consider your spouse's income and resources to be available to you.

If you or your spouse do not give or cancel your permission you may not be eligible for SSI and we may deny your claim or stop your payments.

 I declare under penalty of perjury that I have examined all the information on this form, and on any accompanying statements or forms, and it is true and correct to the best of my knowledge. I understand that anyone who knowingly gives a false statement about a material fact in this information, or causes someone else to do so, commits a crime and may be subject to a fine or imprisonment.

Your Signature (First name, middle initial, last name) (Sign in ink.)	Date (MM/DD/YYYY)
	Telephone Number(s) where we can contact you during the day:

Spouse's Signature **(Sign only if applying for payments.)** (First name, middle initial, last name) (Sign in ink.)

 If you are blind or visually impaired, check the type of mail you want to receive from us.

<input type="checkbox"/> Standard notice First Class	<input type="checkbox"/> Standard & Braille notices by First-Class
<input type="checkbox"/> Standard notice First-Class with a follow-up phone call	<input type="checkbox"/> Standard & large print notices
<input type="checkbox"/> Standard notice & data CD by First-Class	<input type="checkbox"/> Standard notice & audio CD
<input type="checkbox"/> Standard notice Certified	

 **WITNESS**

Your application does not ordinarily have to be witnessed. If, however, you have signed by mark (X), two witnesses to the signing who know you, must sign below giving their full address.

1. Signature of Witness

Address (Number and Street, City, State, and ZIP Code)

2. Signature of Witness

Address (Number and Street, City, State, and ZIP Code)

**RECEIPT FOR YOUR CLAIM FOR SUPPLEMENTAL SECURITY INCOME**

Name	Social Security Number	Date
Name	Social Security Number	Date

If you have a question or something to report call: Social Security Office you may visit or mail your request to:

For general information about Social Security, visit our website at [www.socialsecurity.gov](http://www.socialsecurity.gov) on the Internet.

We will process your application for Supplemental Security Income as quickly as possible. If you have trouble getting any information or records we have asked for, please contact us and we will help you.

You should hear from us within \_\_\_\_\_ days after you have given us all the information we requested. Some claims may take longer if additional information is needed. If you do not get a check or notice of determination within that time, please get in touch with us.

~~**Privacy Act Statement  
Collection and Use of Personal Information**~~

**See Revised Privacy Act & PRA Statements attached**

~~Section 1631(e) of the Social Security Act, as amended, allows us to collect this information. Furnishing us this information is voluntary. However, failing to provide all or part of the information may prevent us from making an accurate and timely decision on a claim for Supplemental Security Income (SSI) or could result in the loss of benefits.~~

~~We will use the information to determine SSI eligibility and to calculate SSI payment amounts. We may also share your information for the following purposes, called routine uses:~~

- ~~• To third party contacts, where necessary, to establish or verify information provided by representative payees or payee applicants; and~~
- ~~• To State agencies, to enable them to assist in the effective and efficient administration of the SSI program.~~

~~In addition, we may share this information in accordance with the Privacy Act and other Federal laws. For example, where authorized, we may use and disclose this information in computer matching programs, in which our records are compared with other records to establish or verify a person's eligibility for Federal benefit programs and for repayment of incorrect or delinquent debts under these programs.~~

~~A list of additional routine uses is available in our Privacy Act System of Records Notices (SORN) 60-0089, entitled Claims Folders System, as published in the Federal Register (FR) on April 1, 2003, at 68 FR 15784, and 60-0103, entitled SSI Record and Special Veterans Benefits, as published in the FR on January 11, 2006, at 71 FR 1830. Additional information, and a full listing of all our SORNs, is available on our website at [www.ssa.gov/privacy](http://www.ssa.gov/privacy).~~

~~**Paperwork Reduction Act Statement**~~

~~This information collection meets the requirements of 44 U.S.C. § 3507, as amended by section 2 of the Paperwork Reduction Act of 1995. You do not need to answer these questions unless we display a valid Office of Management and Budget control number. We estimate that it will take about 40 minutes to read the instructions, gather the facts, and answer the questions. **SEND OR BRING THE COMPLETED FORM TO YOUR LOCAL SOCIAL SECURITY OFFICE. You can find your local Social Security office through SSA's website at [www.socialsecurity.gov](http://www.socialsecurity.gov). Offices are also listed under U. S. Government agencies in your telephone directory or you may call Social Security at 1-800-772-1213 (TTY 1-800-325-0778).** You may send comments on our time estimate above to: SSA, 6401 Security Blvd, Baltimore, MD 21235-6401. **Send only comments relating to our time estimate to this address, not the completed form.**~~

~~**REPORTING RESPONSIBILITIES**~~

~~The amount of a Supplemental Security Income (SSI) check is based on the information told to us. You must tell Social Security every time there is a change while we process your application AND if you start receiving SSI. Remember, a change may make the SSI monthly payment bigger or smaller. Report changes in income of your ineligible spouse or child who lives with you or your sponsor or sponsor's spouse, if you are an alien. You must also report changes in the things of value that these people own. You must also report changes in income, school attendance and marital status of ineligible children who live with you. You must tell us about any change within 10 days after the month it happens. If you do not report changes, we may have to take as much as \$25, \$50, or \$100 out of future checks.~~

~~**HOW TO REPORT**~~

~~You may make your reports:~~

- ~~• By telephone at the telephone number shown above or call us toll free at 1-800-772-1213 (TTY 1-800-325-0778) or~~
- ~~• In person or~~
- ~~• By mail at the address shown above.~~

**CHANGES TO REPORT** **WHERE YOU LIVE - You must report to Social Security if:**

- You move.
- You (or your spouse) leave your household for a calendar month or longer. (For example, you enter a hospital or visit a relative.)
- You are admitted to (for a calendar month or longer), or released from, a hospital or nursing home, jail, prison, or other correctional facility or other institution.
- You leave the United States for 30 consecutive days.
- You are no longer a legal resident of the United States

 **HOW YOU LIVE - You must report to Social Security:**

- If anyone moves into or out of your household.
- If the amount of money you pay toward household expenses changes.
- Births and deaths of any people with whom you live.
- Your spouse or former spouse dies.
- Your marital status changes:
  - You get married, separated, divorced, or your marriage is annulled.
  - You begin living with someone as a married couple.

 **INCOME - You must report to Social Security if you, your spouse/your parent(s):**

- Start to receive money (or checks or any other type of payment) from someone or someplace.
- Have a change in the amount of money you receive.
- Begin to receive child support payments or those payments go up or down.
- Win money from gambling or a lottery.
- Start work or stop work.
- Earn more or less money. (**Keep all paystubs** and provide them to SSA when requested.)
- Become eligible for benefits other than SSI.

 **HELP YOU GET FROM OTHERS - You must report to Social Security if:**

- The amount of help (money ~~or food~~, or payment of household expenses) you receive goes up or down.
- Someone stops helping you.
- Someone starts helping you.

 **THINGS OF VALUE THAT YOU OWN - You must report to Social Security if:**

- The value of things that you own goes over \$2000 when you add them all together (\$3000 if you are married and live with your spouse).
- You sell or give any thing of value away.
- You buy or are given anything of value.

 **YOU ARE BLIND OR DISABLED - You must report to Social Security if:**

- Your condition improves or your doctor says you can return to work.
- You go to work.

 **IF YOU ARE THE PARENT, STEPPARENT, OR REPRESENTATIVE PAYEE FOR A CHILD UNDER 18 - A report to Social Security must be made if:**

- There is a change in any income the child, his or her parent(s), stepparent, or brother(s) or sister(s) receive.
- There is a change in the student status of the child's brother(s) or sister(s).
- There is a change in his or her parents' or stepparents' marriage, a change in value of anything they own, or a change in their residence.

 **YOU ARE UNMARRIED AND UNDER AGE 22 - A report to Social Security must be made if:**

- You start or stop school
- You get married or divorced
- You start or stop working

 **YOUR IMMIGRATION STATUS CHANGES**

You must report any changes to Social Security.

 **YOU ARE SELECTED AS A REPRESENTATIVE PAYEE - You must report to Social Security if:**

- The person for whom you receive SSI checks has any changes listed above. (You may be held liable if you do not report changes that could affect the SSI recipient's payment amount, and he/she is overpaid.)
- You will no longer be able or no longer wish to act as that person's representative payee.

 **FELONY OR ARREST WARRANT - You must report to Social Security if you have a felony or arrest warrant for:**

- Escape from custody
- Flight-Escape
- Flight to avoid prosecution or confinement, or