

Step-by-Step Instructions for the Export Listing Module



The Export Listing Module (ELM) is an electronic system for receiving and processing requests from FDA-regulated establishments that wish to be included on export lists for FDA-regulated food products.

The information provided in the ELM is used to generate export list updates for the importing countries that require these lists. It is the establishment's responsibility to ensure that the establishment and products for export are identified correctly on the application. It is very important that the names and addresses of establishments on export lists reflect the records in FDA's Official Establishment Inventory.

Once listed, an establishment may edit their ELM application at any time to request an update to their listing information. All establishments are required to update and resubmit their ELM applications every two years to verify their listing information and indicate that they wish to continue being listed. Establishments that do not update and resubmit their ELM applications every two years will be removed from the lists. To ensure that the establishment receives reminder notifications prior to an application's expiration date, please list two contacts with accurate information for each application.

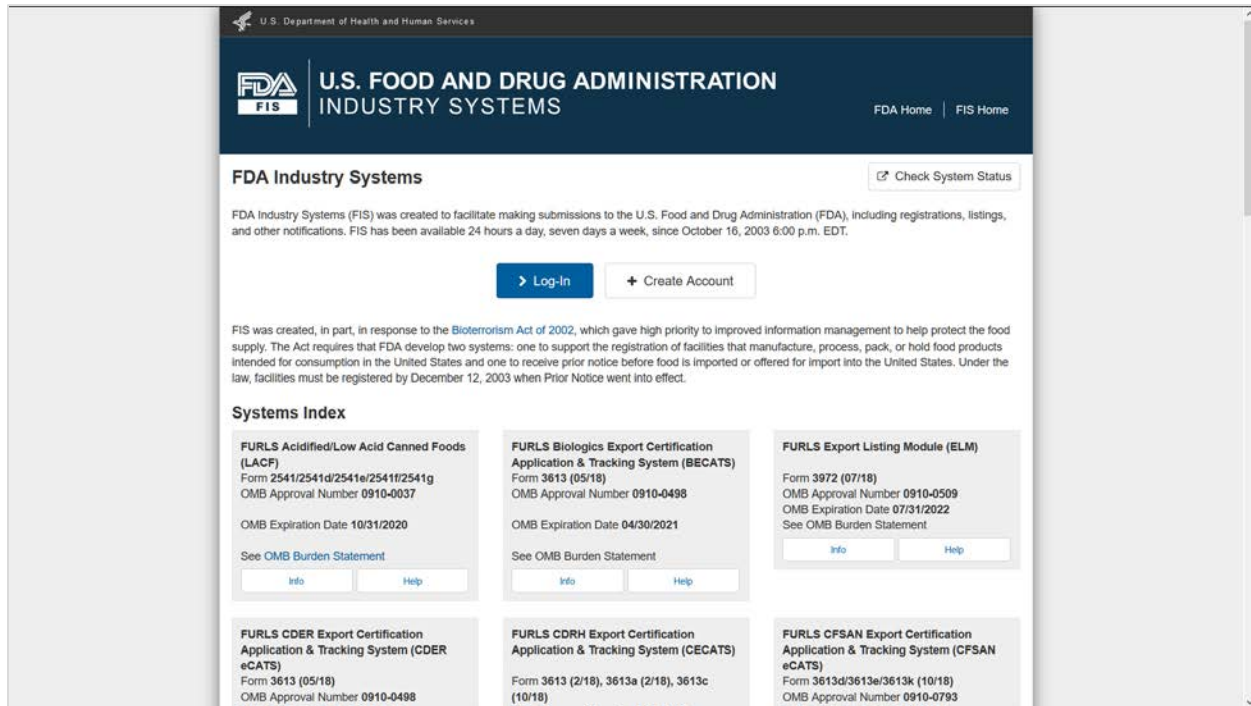
For assistance at any time, please contact the CFSAN Export Certification Team at CFSANExportCertification@fda.hhs.gov or 240-402-2307.

Contents

Accessing the Export Listing Module (ELM).....	2
Navigating the ELM Dashboard.....	6
Submitting or Editing an Application.....	8
Appendix A: Using the Food Facility Registration in ELM.....	42
Appendix B: Email Notifications from the ELM.....	43
Appendix C: Product, Country, and Facility Type Matrix.....	44

Accessing the Export Listing Module (ELM)

Figure 1: Creating an FDA Industry Systems Account



The Export Listing Module (ELM) is one of the FDA Industry Systems (FIS) and can be accessed via <https://www.access.fda.gov>. Click the "Log-In" button to log in using an existing FIS account or click the "Create Account" button to create a new FIS account.

NOTE: Every account created from the FIS home page is an "enterprise" account and each enterprise account can create subaccounts to allow multiple people at a company to manage submissions in the FDA Industry Systems. You may already have, or you may wish to create, a single enterprise account for all FDA submissions related to your facility and to create subaccounts for personnel that will manage submissions to FDA. All submissions by subaccounts will be accessible via the enterprise FIS account, which will allow continued access to previous submissions if an employee leaves the facility. For more information on account management, please visit review the [FDA Industry Systems User Guide: Account Management](#).

Figure 2: Establishing Access to the ELM for New Accounts

U.S. Department of Health and Human Services Logout

FDA **ONLINE ACCOUNT ADMINISTRATION (OAA)**

Create New Account

Create New Account

You must create a separate account to create your Medical Device Registration and Listing, Tobacco Registration and Product Listing or Food Facility.

Step 1: Select Application(s) for Account Creation

Do you conduct work for a State Agency under Contract with the FDA?
If you are creating an account on behalf of a manufacturer, please select "No."

Yes No

Registration and Listing Programs

Food

- Acidified/Low-Acid Canned Foods Registration and Process Filing
- Export Listing Module
- Food Facility Registration
- Shell Egg Producer Registration
- Qualified Facility Attestation

Medical Devices

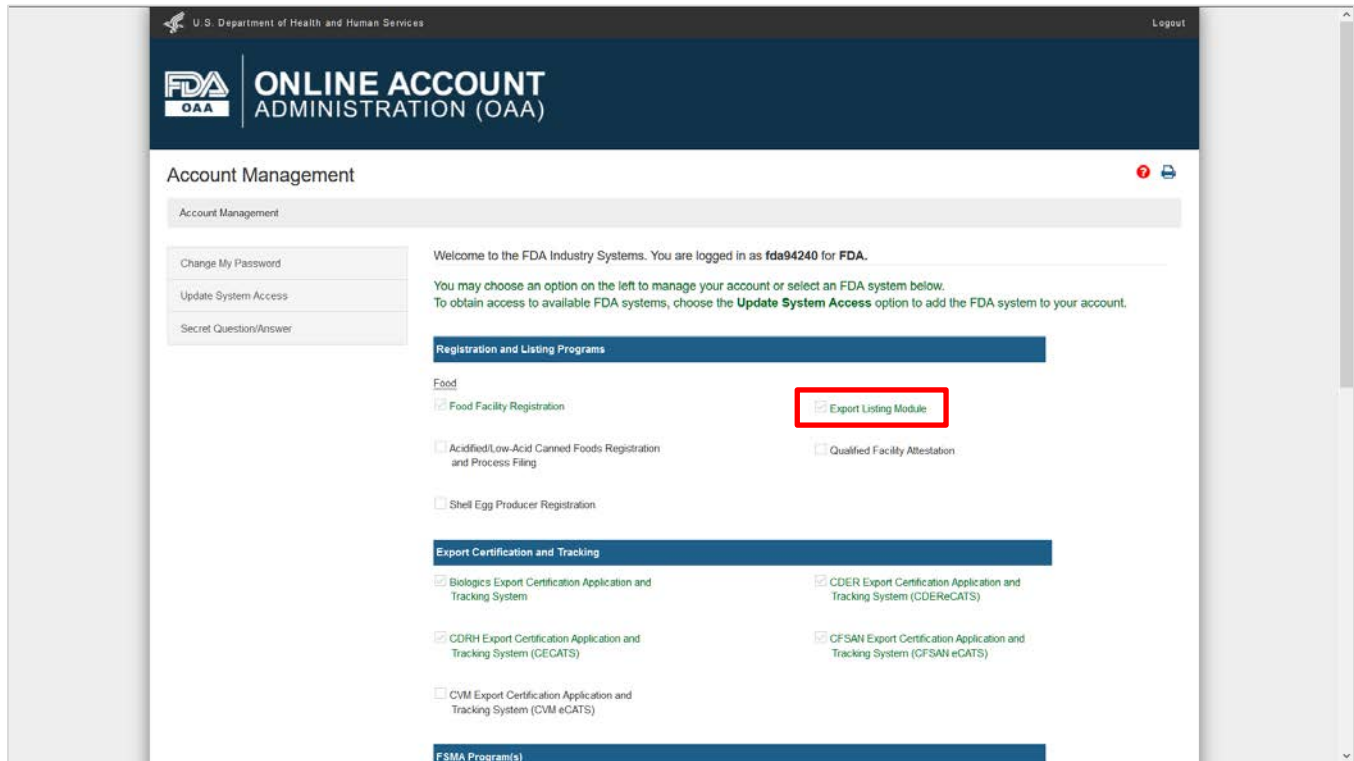
- Device Registration and Listing Module

Tobacco Products

- Tobacco Registration and Listing System

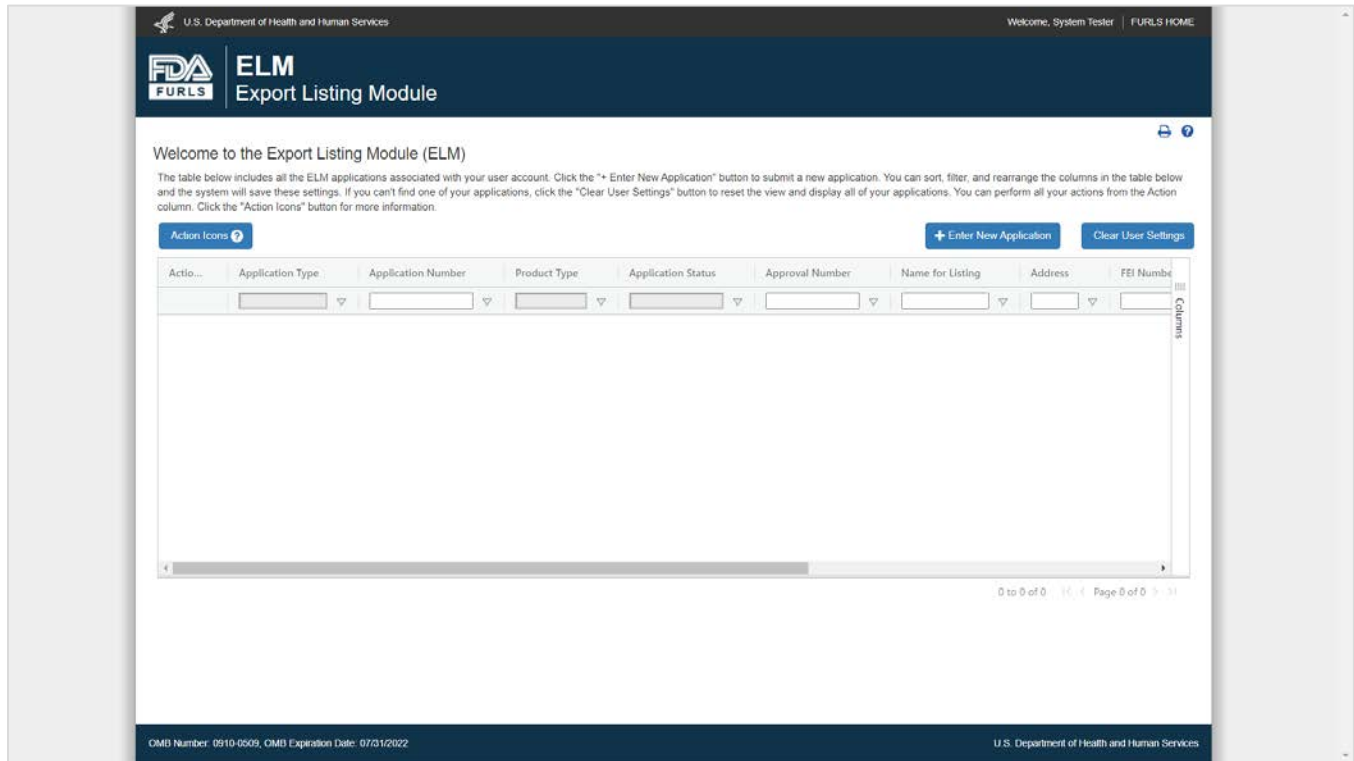
If you are creating a new account, click the box next to "Export Listing Module" to establish access to the ELM. If you need detailed instructions for creating a new account, please visit [Create New Account Step-by-Step Instructions](#).

Figure 3: Launching the ELM from FIS



Once you log in to FDA Industry Systems, you can launch the ELM by clicking "Export Listing Module" in the Registration and Listing Programs section. If the name of the system does not appear in *green* with a checkmark in the box next to it, choose the "Update System Access" option on the left to request access to the ELM.

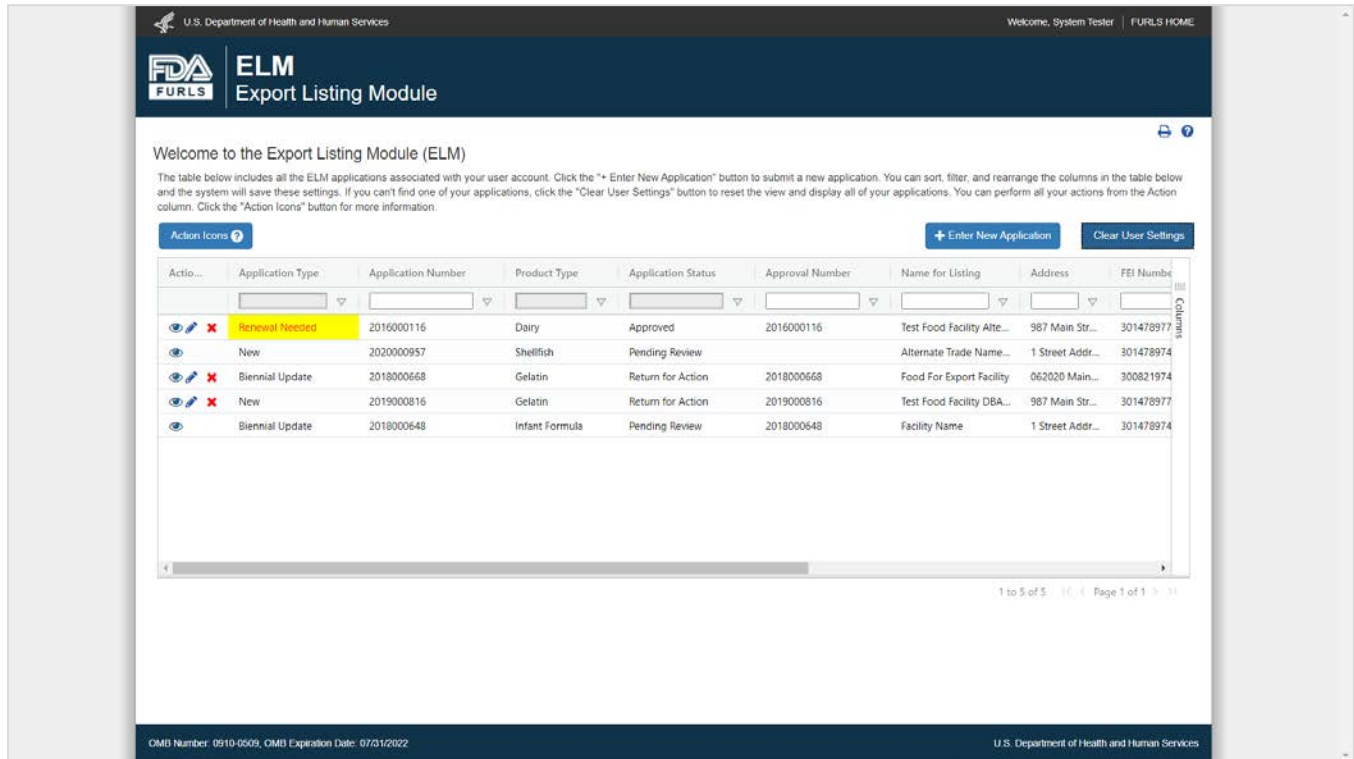
Figure 4: ELM Dashboard (for first-time users)



The ELM dashboard will display all ELM applications associated with your FIS account. First-time users won't have any ELM applications associated with their account, so the dashboard will be empty. To start a new application for an export list, click the "+ Enter New Application" button on the right side of the screen. At any time, you can click on the *question mark* icon in the top right corner of the screen to access step-by-step instructions for using the ELM.

Navigating the ELM Dashboard

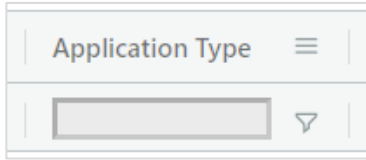
Figure 5: Actions on the ELM Dashboard



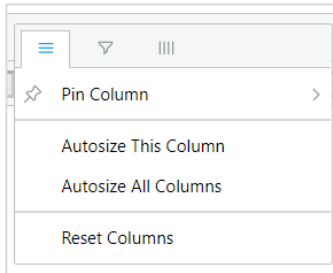
By default, the ELM dashboard will display all the ELM applications associated with your FIS account. You can sort, filter, and rearrange the columns in the table below and the system will save these settings. If you can't find one of your applications, click the "Clear User Settings" button to reset the view and display all your applications. You can use the icons in the Action column to view, edit, or delete each application. Click the "Action Icons" button for an explanation of each icon.

- Select the *eye* icon in the action column to view an application.
- Select the *pencil* icon to edit or renew an application. Please note that you must click through all the screens and resubmit your application to send your edits to FDA.
- Select the red X icon to request to delete an application. Please note that if you request to delete an application with an Application Status of "Approved", it will be removed from the export list.

Dashboard Column Controls



Each column in the table has tools that can help you navigate your ELM applications. Hover your mouse over the column headers until you see the *hamburger* (three dashes), then click on the hamburger icon to open the column options.

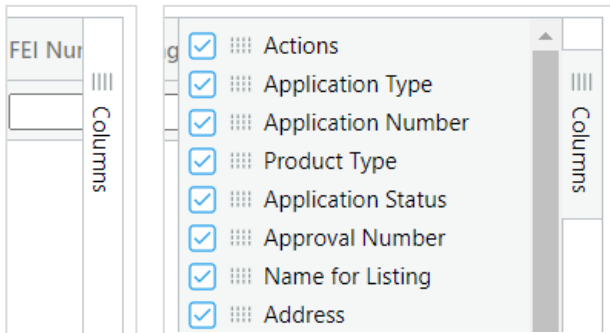


Pin Column moves the selected column to its immediate left or right.

Autosize This Column expands the selected column to display the character values within the column.

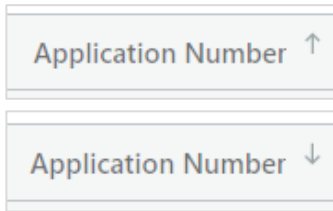
Autosize All Columns expands all columns to display all character values within the columns.

Reset Columns resets the column display to its original (default) state.

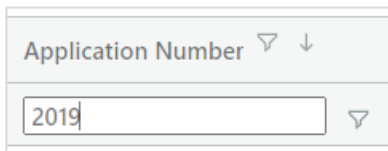


The Columns tab on the right side of the table opens a side panel of all available columns and allows you to select which columns are displayed in the table. Checked columns will be displayed in the table. To hide the side panel, click the Columns tab again.

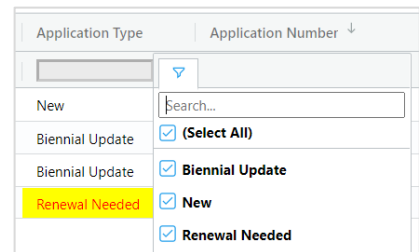
Sorting, Filtering, Searching



Information for any column can be sorted in ascending or descending order. Click anywhere in the column header to sort by descending order (represented by an arrow pointing down). Click the column header again to sort in ascending order (arrow pointing up). Click a third time to clear the sorting.

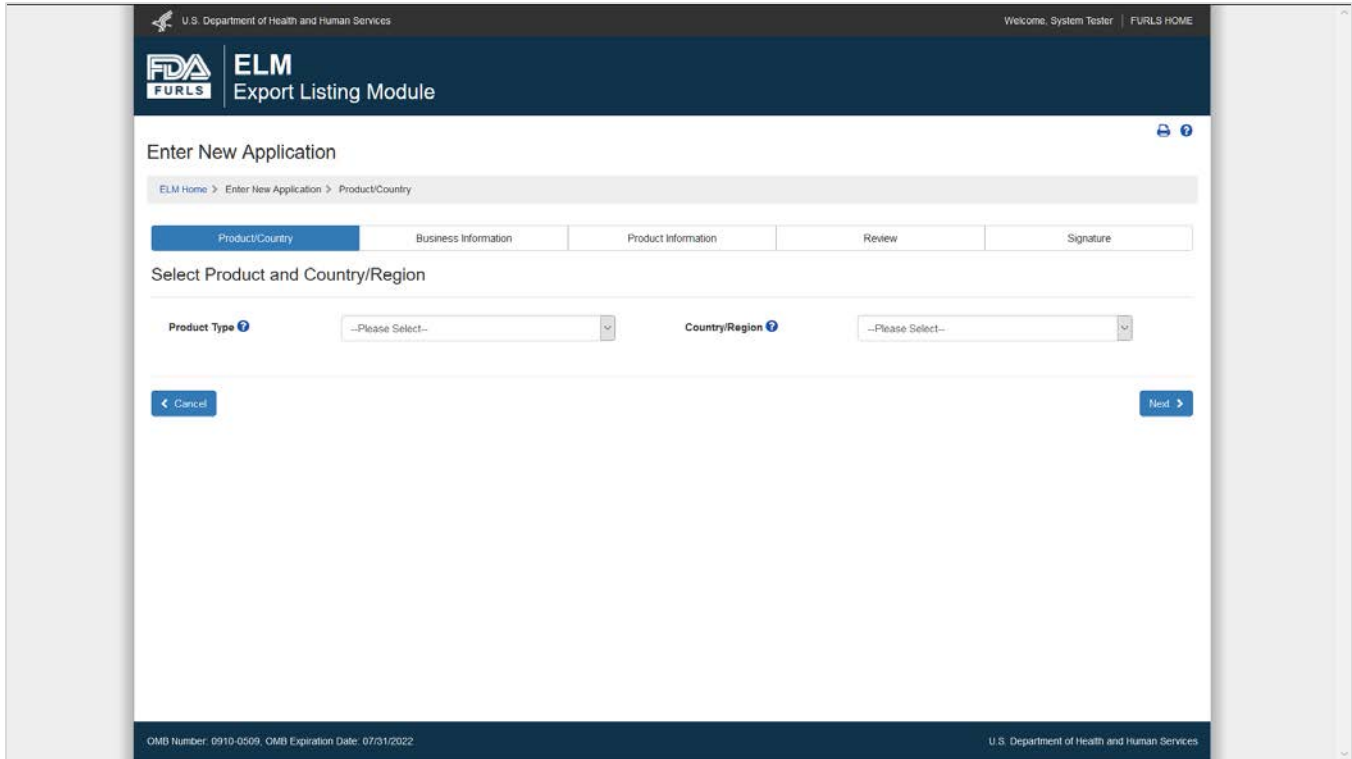


To filter for specific information within a column, type into the field below the column header (see left) or click the filter icon to select options from a dropdown menu (see right).



Submitting or Editing an Application

Figure 6: Product and Country/Region



When submitting a new application, the first screen will prompt you to identify the Product Type and Country/Region of the export list for which you wish to apply. After making your selection, click the blue "Next" button at the bottom of the screen to proceed with the application.

When editing an existing application, you will not see this screen and cannot edit this information. If you need to apply for a different export list, return to the ELM home page and submit a new application.

Figure 6.1: Product and Country/Region for Shellfish Applications

The screenshot shows the 'Enter New Application' page in the ELM Export Listing Module. The page has a dark blue header with the FDA FURLS and ELM logos. Below the header is a breadcrumb trail: 'ELM Home > Enter New Application > Product/Country'. A progress bar at the top shows five steps: 'Product/Country' (active), 'Business Information', 'Product Information', 'Review', and 'Signature'. The main content area is titled 'Select Product and Country/Region' and contains two dropdown menus. The first dropdown, labeled 'Product Type', has 'Shellfish' selected. The second dropdown, labeled 'Country/Region', has 'European Union (EU)' selected. At the bottom of the form area, there are two buttons: a blue 'Cancel' button with a left arrow and a blue 'Next' button with a right arrow. The footer contains the OMB Number: 0910-0509, OMB Expiration Date: 07/31/2022, and the U.S. Department of Health and Human Services logo.

If you select **Shellfish** as the Product Type and the **European Union (EU)** as the Region, the facility must appear on the [Interstate Certified Shellfish Shippers List](#) (ICSSL). After making your selection, click the blue "Next" button at the bottom of the screen to proceed with the application.

Figure 7: Identifying the Facility for Listing

For most applications, you may identify the facility for listing by selecting a Food Facility Registration (FFR) associated with your FIS account, entering an FDA Establishment Identifier (FEI Number), or entering a DUNS number.

Please note: The ELM will auto-populate your name and address for listing from FDA records based on the way that you identify the facility. Most firms prefer to use the Food Facility Registration, which allows you to have complete control over the name and address that gets populated on your ELM application. If you do not see a Food Facility Registration option, that means there are no registrations associated with your FIS account. For more information, please see [Appendix A: Using the Food Facility Registration in ELM](#).

- If you use an FFR to identify the facility on the application, the ELM will pull in the "Facility Address" from section 2 of the FFR. The facility address in the FFR is supposed to be the physical location of the facility. You will be able to select any name associated with the FFR as the name for listing the facility on the export list.
- If you use the FEI or DUNS to identify the facility on the ELM application, the ELM will pull the "Physical Address" associated with the facility's record in FDA's Official Establishment Inventory. This may or may not match the facility address in the FFR. (Seafood vessels will also have the option of selecting the "Mailing Address" associated with the facility's record in FDA's Official Establishment Inventory.) The ELM will pull the legal name of the facility from Official Establishment Inventory, but you will have the option of specifying another name for listing.

For shellfish facilities that are included on the Interstate Certified Shellfish Shippers List (ICSSL), please see [Figure 7.1 State and Certificate Information](#).

Figure 7.1: ICSSL State and Certificate Information for Shellfish Facilities

The screenshot shows the 'Enter New Application' page in the ELM Export Listing Module. The page is titled 'Enter New Application' and has a breadcrumb trail: 'ELM Home > Enter New Application > Business Information'. The 'Business Information' tab is selected, and the 'State and Certificate Information' section is active. This section contains a dropdown menu for 'State' (currently set to '--Please Select--') and a text input field for 'Certificate Number'. A 'Previous' button is on the left and a 'Next' button is on the right. The page footer includes 'OMB Number: 0910-0509, OMB Expiration Date: 07/31/2022' and 'U.S. Department of Health and Human Services'.

Facilities applying for inclusion on the EU shellfish list must be included on the Interstate Certified Shellfish Shippers List (ICSSL) and will be prompted to identify the state where the facility is located and the certificate number from the ICSSL.

You may visit <https://www.cfsanappsexternal.fda.gov/scripts/shellfish/sh/shellfish.cfm> to search for your certificate number. Note: If your ICSSL certificate number contains one or more leading zeroes (e.g., a zero as the first digit), you must enter those zeroes to find the record for your facility.

Figure 7.2: Identifying the Facility for Listing for Shellfish Firms

U.S. Department of Health and Human Services FURLS HOME

FDA FURLS ELM Export Listing Module

Menu

Enter New Application

ELM Home > Enter New Application > Business Information

Product/Country Business Information Product Information Review Signature

Facility Information

Facility Information

Please select one of the following options to identify the name and address of the facility that should be included on the export list. If this facility is also included on other export lists, you should choose the same option to identify the facility on the ELM applications for all export lists.

- Food Facility Registration
- FEI Number
- DUNS Number
- Interstate Certified Shellfish Shippers List (ICSSL)

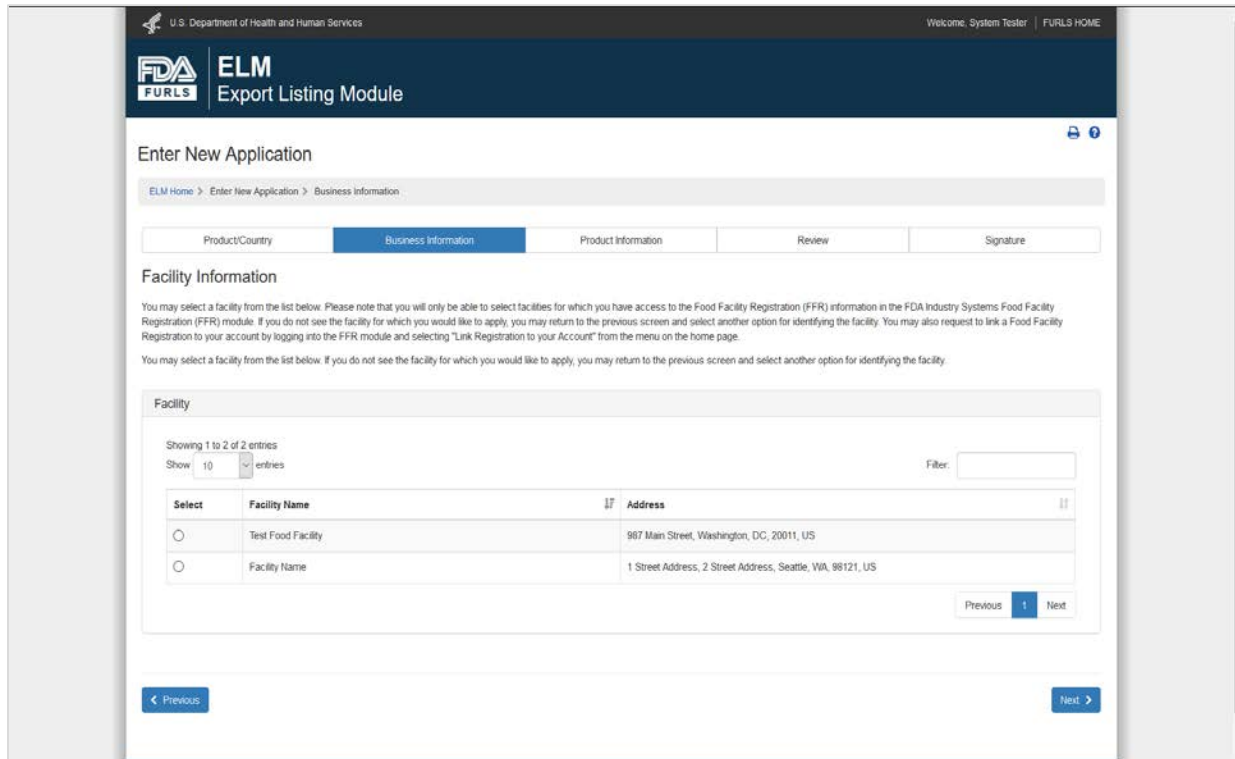
< Previous Next >

OMB Number: 0910-0509, OMB Expiration Date: 07/31/2022 U.S. Department of Health and Human Services

You may identify a shellfish facility for listing by selecting a Food Facility Registration (FFR) associated with your FIS account, entering an FDA Establishment Identifier (FEI Number), entering a DUNS number, or using the previously-provided ICSSL information.

Please note: The ELM will auto-populate your name and address for listing from FDA records based on the way that you identify the facility. See [Figure 7: Identifying the Facility for Listing](#) for more information on the FFR, FEI, and DUNS options. If this facility is also included on other exports lists, you should choose the same option to identify the facility on the ELM applications for all export lists.

Figure 7.3: Identifying the Facility with the Food Facility Registration



If you choose to identify the facility for listing by the Food Facility Registration, the system will display a list of all registered food facilities associated with your FDA Industry Systems account. Select the correct facility for your application and click the blue “Next” button at the bottom of the screen to proceed with the application.

If you represent a food facility, but do not see an option to identify this facility by the Food Facility Registration, you may associate this facility with your account if you have the facility’s Food Facility Registration number and PIN. To do this, exit the ELM and click on the “Food Facility Registration” link from the FIS home page. Once the Food Facility Registration module opens, select “Link Registration to your Account” on the left side of the screen and enter the facility’s Food Facility Registration number and PIN. For help with the Food Facility Registration system, please visit [Online Registration of Food Facilities](#).

Once you have successfully linked your Food Facility Registration to your FIS account, you can return to the ELM and use the Food Facility Registration to identify the facility.

Figure 7.4: Identifying the Facility with the FEI Number

U.S. Department of Health and Human Services | Welcome, System Tester | FURLS HOME

FDA | **ELM**
FURLS | **Export Listing Module**

Enter New Application

ELM Home > Enter New Application > Business Information

Product/Country | **Business Information** | Product Information | Review | Signature

Facility Information

Facility Information

Please select one of the following options to identify the facility for inclusion on the export list.

Food Facility Registration

FEI Number

DUNS Number

FEI Number

FEI Number

[Previous](#) | [Next](#)

OMB Number: 0910-0509, OMB Expiration Date: 07/31/2022 | U.S. Department of Health and Human Services

If you choose to identify the facility for listing by FEI number, enter the FEI number and click the blue “Next” button at the bottom of the screen to proceed with the application. If you receive an error message, please contact CFSANExportCertification@fda.hhs.gov for assistance.

If you do not know the FEI number for your facility, you can contact CFSANExportCertification@fda.hhs.gov or visit the FDA [FEI Portal](#). The FEI Portal allows a user to look up an FEI number based on a firm name and address.

Figure 7.5: Identifying the Facility with the DUNS Number

The screenshot shows the 'Enter New Application' page in the ELM Export Listing Module. The page is titled 'Enter New Application' and has a breadcrumb trail: 'ELM Home > Enter New Application > Business Information'. Below the breadcrumb is a navigation bar with five tabs: 'Product/Country', 'Business Information' (which is active), 'Product Information', 'Review', and 'Signature'. The main content area is titled 'Facility Information' and contains a section 'Facility Information' with the instruction: 'Please select one of the following options to identify the facility for inclusion on the export list.' There are three radio button options: 'Food Facility Registration', 'FEI Number', and 'DUNS Number' (which is selected). Below these options is a text input field labeled 'DUNS Number' with a placeholder 'DUNS Number'. At the bottom of the form are two buttons: 'Previous' and 'Next'. The footer of the page contains the OMB Number: 0910-0509, OMB Expiration Date: 07/31/2022, and the U.S. Department of Health and Human Services logo.

If you choose to identify the facility for listing by the DUNS number, enter the DUNS number and click Next.

You may visit <https://fdadunslookup.com/> to search for or request a valid DUNS number. Note: DUNS numbers contain 9 digits. If your DUNS number contains a leading zero (i.e., a zero as the first digit), you must enter that zero to find the record(s) for your facility.

If there are multiple facilities associated with the DUNS number, you will have the option to select the correct name and address. If there are multiple records with the same or similar names/addresses, you may contact CFSANExportCertification@fda.hhs.gov for assistance in choosing the correct record. Click the blue "Next" button at the bottom of the screen to proceed with the application.

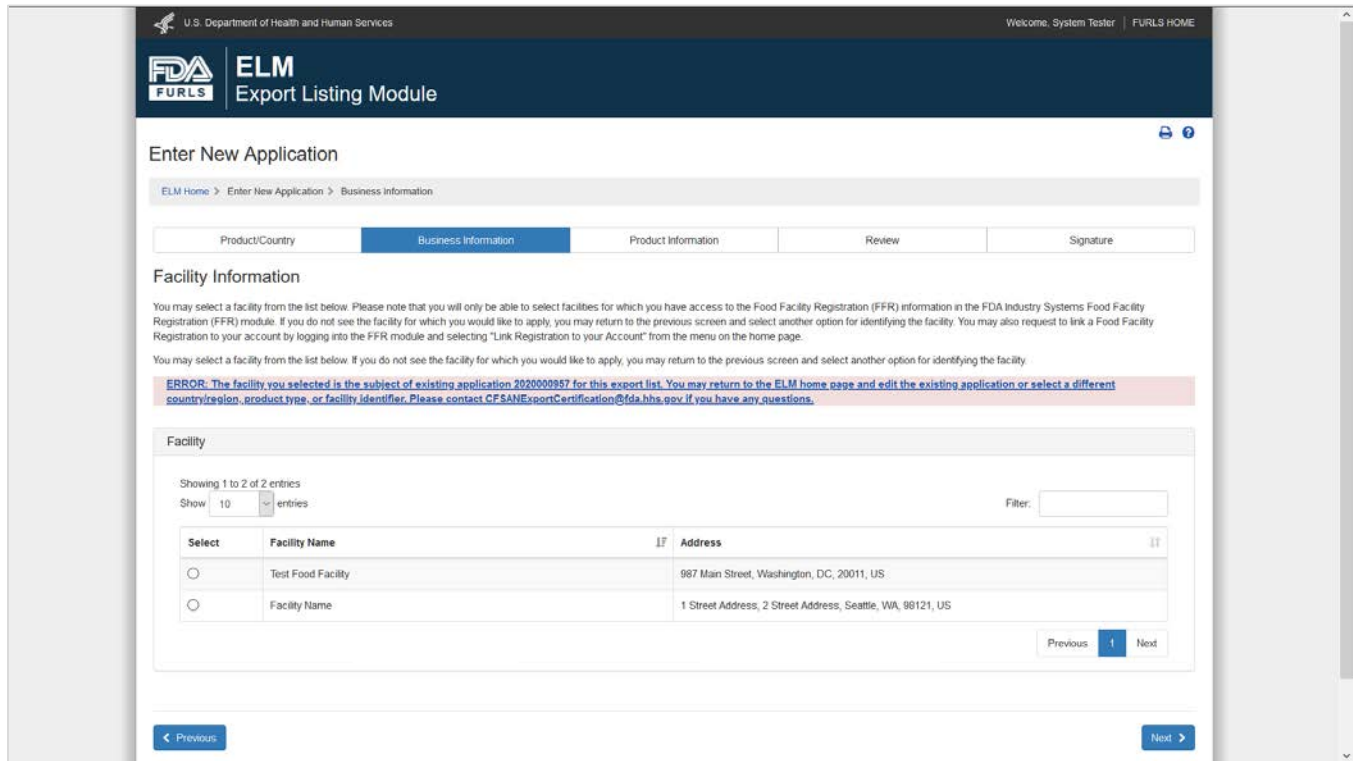
Figure 7.6: Identifying the Facility with the Interstate Certified Shellfish Shippers List (ICSSL)

The screenshot shows the 'Enter New Application' page in the ELM Export Listing Module. The page has a dark blue header with the FDA FURLS logo and 'ELM Export Listing Module' text. Below the header is a navigation bar with a 'Menu' button and a 'FURLS HOME' link. The main content area is titled 'Enter New Application' and includes a breadcrumb trail: 'ELM Home > Enter New Application > Business Information'. A progress bar below the breadcrumb shows five steps: 'Product/Country', 'Business Information' (highlighted in blue), 'Product Information', 'Review', and 'Signature'. The 'Facility Information' section contains a text box with instructions: 'Please select one of the following options to identify the name and address of the facility that should be included on the export list. If this facility is also included on other export lists, you should choose the same option to identify the facility on the ELM applications for all export lists.' Below this text are four radio button options: 'Food Facility Registration', 'FEI Number', 'DUNS Number', and 'Interstate Certified Shellfish Shippers List (ICSSL)'. The 'Interstate Certified Shellfish Shippers List (ICSSL)' option is selected. At the bottom of the form are 'Previous' and 'Next' buttons. The footer contains the OMB Number: 0910-0509, OMB Expiration Date: 07/31/2022, and the U.S. Department of Health and Human Services logo.

If you choose to identify the facility for listing by the Interstate Certified Shellfish Shippers List (ICSSL) number, select the ICSSL option and click Next.

This option is for shellfish facilities only and will use the information provided in the State and Certificate Information section to populate the name and address for listing from the name and address on the ICSSL; please see [Figure 7.1 State and Certificate Information](#).

Figure 8: Existing Application Error



The system will not allow you to submit a duplicate application for a facility for the same product type and country/region. You will see an error message if you try to select a facility for which there is already an application for the product type and country/region.

If you receive an error message that directs you to the ELM home page, return to the ELM home page and look for the existing application that is associated with your FIS account.

If the existing application is not associated with your FIS account, please contact CFSANExportCertification@fda.hhs.gov for assistance and provide the existing application number.

Figure 9: Parent Company Name/Address Information

U.S. Department of Health and Human Services | Welcome, System Tester | FURLS HOME

FDA | **ELM** | **FURLS** | **Export Listing Module**

Enter New Application

ELM Home > Enter New Application > Business Information

Product/Country | **Business Information** | Product Information | Review | Signature

Business Information

Some information below is pre-populated from your Food Facility Registration (FFR). If you want to edit any information in the Facility Information for Listing section, you must first update the information in your FFR accordingly.

Parent Company Name/Address Information (Optional)

Company Name	Parent Company Name	Country/Region	UNITED STATES
Doing Business As		Address Line 1	1 PC Address
		Address Line 2	2 PC Address
		Zip/Postal Code	98121
		City	Seattle
		State/Province/Territory	Washington

After identifying the facility, the Business Information page will display. If you identified the facility using a Food Facility Registration, this section is prepopulated from the Parent Company section of the Food Facility Registration (FFR) module. If you used an FEI number, a DUNS number, or ICSSL information, this section is not prepopulated and you may enter this information. The *Doing Business As* field is optional regardless of how you identify the facility.

Figure 10: Main Contact Information

Main Contact Information			
First Name	<input type="text" value="System"/>	Telephone	<input type="text" value="001"/> <input type="text" value="555"/> <input type="text" value="5555555"/> <input type="text" value="Ext"/>
Last Name	<input type="text" value="Tester"/>	Fax (Optional)	<input type="text" value="001"/> <input type="text" value="Area"/> <input type="text" value="Fax"/>
Email	<input type="text" value="FDAIndustrySystemsTester@gmail.com"/>		

The Main Contact Information is prepopulated from your FDA Industry Systems account. You may edit this information if needed. Notifications about this application will be sent to this email address.

For more information about managing your FIS account, please visit [FDA Industry Systems Account Management Guide](#).

Facility Information for Listing

Figure 11: Facilities Identified by FFR

The screenshot shows a web form titled "Facility Information for Listing". At the top, it states "The following Facility Name and Address will be used for the Country List." Below this, there are several input fields arranged in two columns. The left column contains "Facility Type" (a dropdown menu with "Processing Plant" selected) and "Name for Listing" (a dropdown menu with "--Please Select--" selected). The right column contains "Facility Address Line 1" (a text box with "1 Street Address"), "Facility Address Line 2 (Optional)" (a text box with "2 Street Address"), "Zip/Postal Code" (a text box with "98121"), "City" (a text box with "Seattle"), and "State/Territory" (a text box with "Washington").

Facility Type

If the "Facility Type" is not prepopulated on your application, you must select a "Facility Type" from the dropdown menu. The options will vary based on the product type and country/region associated with your application. The "Facility Type" selection affects how the facility is listed on the export lists, so please see [Appendix B](#) for a list of "Facility Type" options and the associated designations for export lists.

Name and Address for Listing

If your application is approved, the "Name for Listing" and the address in this section will be included on the export list. Please confirm that these fields are accurate before proceeding with the application.

Name for Listing

If you identified the facility using a Food Facility Registration (FFR), you will have the option of selecting any name associated with your FFR as the "Name for Listing". If you do not see the name with which you wish to be listed, you may update your FFR to edit an existing name in the FFR or provide an "Alternate Trade Name". If you need to edit your FFR, save the ELM application as a draft and exit the application, then update your FFR and return to the ELM to finish your draft application.

Address for Listing

If you identified the facility using a Food Facility Registration (FFR), the address for listing will be prepopulated with the facility address from section 2 of the FFR. If the address that appears in the ELM is incorrect, you should update the facility address in section 2 of the FFR before continuing with your ELM application. To edit your FFR, save the ELM application as a draft and exit the application, then update the FFR and return to the ELM to finish the draft application.

Figure 12: Facilities Identified by FEI or DUNS Number

Facility Information for Listing

The following Facility Name and Address will be used for the Country List.

Facility Type	-Please Select--	Facility Address Line 1	1 Street Address
Firm Name	Facility Name	Facility Address Line 2 (Optional)	2 Street Address
Name for Listing	Facility Name	Zip/Postal Code	20011
		City	Washington
		State/Territory	District of Columbia

Facility Type

If the "Facility Type" is not prepopulated on your application, you must select a "Facility Type" from the dropdown menu. The options will vary based on the product type and country/region associated with your application. The "Facility Type" selection affects how the facility is listed on the export lists, so please see [Appendix A](#) for a list of "Facility Type" options and the associated designations for export lists.

Name and Address for Listing

If your application is approved, the "Name for Listing" and the address in this section will be included on the export list. Please confirm that these fields are accurate before proceeding with the application.

Name for Listing

If you identified the facility using a FEI or a DUNS number, the "Firm Name" and "Name for Listing" field will be prepopulated with the legal firm name that FDA has on record for your facility. You may edit the "Name for Listing" field if you wish to be listed by another name.

Address for Listing

If you identified the facility using a FEI or a DUNS number, the address for listing will be prepopulated with the physical address associated with the facility's record in FDA's Official Establishment Inventory. If the physical address that appears in the ELM is incorrect, please save the application as a draft and contact CFSANExportCertification@fda.hhs.gov to request an update to the facility's record in FDA's Official Establishment Inventory. You can continue with your ELM application once the facility's record has been updated to reflect the correct physical address.

Figure 12.1: Address Options for Seafood Vessels

Facility Information for Listing

The following Facility Name and Address will be used for the Country List.

Facility Type	Factory Vessel	Facility Address Line 1	1 Street Address
Firm Name	Facility Name	Facility Address Line 2 (Optional)	2 Street Address
Name for Listing	Facility Name	Zip/Postal Code	20011
Vessels may choose to be listed with their physical address or their mailing address. Choose Facility Address for Listing		City	Washington
		State/Territory	District of Columbia

If you identified the facility using a FEI or a DUNS number and you select **Freezing Vessel** or **Factory Vessel** as the "Facility Type", you may choose to be listed with either the physical address or the mailing address associated with the facility's records in FDA's Official Establishment Inventory. Click on the "Choose Facility Address for Listing" option to select an address for listing.

Address Selection

Physical Address 1 Street Address, 2 Street Address, Washington, DC - 20011 USE THIS ADDRESS	Mailing Address 1 Street Address, 2 Street Address, Washington, DC - 20011 USE THIS ADDRESS
---	--

If either the physical address or the mailing address that appears in the ELM is incorrect, please save the application as a draft and contact CFSANExportCertification@fda.hhs.gov to request an update to the facility's record in FDA's Official Establishment Inventory. You can continue with your ELM application once the facility's record has been updated to reflect the correct address.

Please note that there is no option to select a mailing address if you use the FFR to identify the facility. If you wish to list a vessel with a mailing address, you must use the FEI to identify the facility.

Figure 13: Facilities Identified by ICSSL Certificate Number

Facility Information for Listing

The following Facility Name and Address will be used for the Country List.

Facility Type	<input type="text"/>	Facility Street Address Line 1	<input type="text"/>
Does this facility also export processed shellfish products?		Facility Street Address Line 2 (Optional)	<input type="text"/>
<input type="radio"/> Yes <input type="radio"/> No		Zip/Postal Code	<input type="text"/>
Name for Listing	<input type="text"/>	City	<input type="text"/>
		State/Territory	<input type="text"/>

Facility Type

For ICSSL facilities, the facility type is automatically populated based on the ICSSL activities for which the facility is certified. You must indicate whether the facility also exports processed shellfish products. The "Facility Type" selection affects how the facility is listed on the export lists. See [Appendix A](#) for a list of "Facility Type" options and the associated designations for export lists.

Name and Address for Listing

The name and address for listing fields are automatically populated from the ICSSL.

Figure 14: Inspection Details

Inspection Details (Optional)

If the facility has not had a recent inspection by FDA, you may provide information about the facility's most recent inspection below:

Plant Identifier

Last Inspection Date (MM/DD/YYYY)

Government Agency That Provided Inspection

Copy of Last Inspection Notice
 No file selected

Allowed file types are jpg, jpeg, doc, docx, txt, xls, xlsx, pdf, gif, and rtf. The maximum file size is 50 MB

The Inspection Details section is optional. If your facility has been inspected by FDA, you do not need to complete this section. If your facility has not been inspected by FDA, providing the details for your most recent inspection will prevent delays in the application review process. The inspection report must clearly identify the name and address of the facility for which you are applying, the inspecting agency, the purpose of the inspection, and the inspection result.

Select the "Browse" button to find the document you wish to upload. You may attach a document in jpeg., jpg, doc., docx., txt., xls., xlsx., pdf., gif., and rtf format. After you have selected the document, click the "Upload" button. If the document was successfully uploaded, you will see a confirmation message. Click the blue "Next" button at the bottom of the screen to proceed with the application.

Figure 15: Additional Documents

Use the *Additional Documents* section to upload any additional documents that are required for review of your application. Select the “Browse” button to find the document you wish to upload. You may attach a document in jpg, jpeg, doc, docx, txt, xls, xlsx, pdf, gif, and rtf format. After you have selected the document, click the “Upload” button. You will see a confirmation message if the document was successfully uploaded.

For most applications, no additional documents are required. Some circumstances in which you may need to upload additional documentation include:

- If you wish to be listed with an approval number that differs from FDA's general policy for approval numbers, you may upload a letter that includes the firm's name, address, current approval number (if applicable), and the desired approval number. For more information about approval numbers, visit [Online Applications for Export Lists](#).
- For the China seafood export list, upload an audit letter or other evidence of third-party certification in this section. For more information, visit [Seafood Exports to the European Union and China](#).
- For the European Union (EU) Collagen and Gelatin export lists, upload laboratory results in this section. For more information, visit [Collagen and Gelatin Exports to the European Union](#).

Figure 16: Additional Contact Information

U.S. Department of Health and Human Services | Welcome, System Tester | FURLS HOME

FDA FURLS | **ELM** Export Listing Module

Enter New Application

ELM Home > Enter New Application > Product Information

Product/Country | Business Information | **Product Information** | Review | Signature

Contact Information

FDA strongly recommends that you identify a second contact to receive notifications about this application in addition to the main contact identified on the first page of the application. We suggest you use a general phone number and email address to ensure that FDA can reach somebody at your facility about this application if needed.

Country: European Union (EU) | Product Type: Shellfish

[Autofill Main Contact Information](#)

Contact Information

First Name: Telephone: Country: 001 | Area: Telephone: Ext:

Last Name: Fax (Optional): Country: 001 | Area: Fax:

Title: Email:

[Previous](#) | [Save And Exit](#) | [Next](#)

OMB Number: 0910-0509, OMB Expiration Date: 07/31/2022 | U.S. Department of Health and Human Services

You may identify an additional contact to receive updates about this application. **To ensure that your company receives system notifications and that FDA can contact your firm if needed, we strongly recommend that you identify a second contact to receive notifications about this application in addition to the main contact identified on the first page of the application.** You may wish to use a general phone number and email address to ensure that FDA can reach somebody at your facility about this application. Click the blue “Next” button at the bottom of the screen to proceed with the application.

Product Information

The fields on the product information screens will vary depending on the product type and country/region selected.

Figure 17: EU Dairy Product Information

Product Information

Country	European Union (EU)	Product Type	Dairy
----------------	---------------------	---------------------	-------

Animal Origin	--Please Select--
Product	<input type="text"/>
Schedule B/HTS Number ?	<input type="text"/>
Value of Goods (Optional) ?	<input type="text"/>
Quantity (Optional) ?	<input type="text"/>
Unit of Measure ?	--Please Select--
Is this product shipping within the next two years?	--Please Select--

[< Previous](#) [Next >](#)

Enter all required information. Click the blue "Next" button at the bottom of the screen to proceed with the application.

Figure 18: China Dairy Product Information

Product Information

Country: China Product Type: Dairy

Animal Origin	--Please Select-- Bovinae Bovine Caprine Ovine
Product Category	
Product Name (Optional)	
Schedule B/HTS Number ?	
Value of Goods (Optional) ?	
Quantity (Optional) ?	
Unit of Measure ?	--Please Select--
Is this product currently being manufactured and ready to ship?	--Please Select--

< Previous > Next

Enter all required information. Select from the product category dropdown the option that best describes your product. If you have question regarding the product category please reference the [AQSIQ Implementation Catalogue](#). Click the blue "Next" button at the bottom of the screen to proceed with the application.

Figure 19: Chile Dairy Product Information

Product Information

Country	Chile	Product Type	Dairy
----------------	-------	---------------------	-------

Animal Origin	--Please Select--
Product	<input type="text"/>
Schedule B/HTS Number ?	<input type="text"/>
Value of Goods (Optional) ?	<input type="text"/>
Quantity (Optional) ?	<input type="text"/>
Unit of Measure ?	--Please Select--
Is this product shipping within the next two years?	--Please Select--

[< Previous](#) [Next >](#)

Enter all required information. Click the blue "Next" button at the bottom of the screen to proceed with the application.

Figure 20: China Seafood Product Information

Product Information

Country	China	Product Type	Seafood
---------	-------	--------------	---------

Product	<input type="text"/>
Schedule B/HTS Number [?]	<input type="text"/>
Value of Goods (Optional) [?]	<input type="text"/>
Quantity (Optional) [?]	<input type="text"/>
Unit of Measure [?]	--Please Select-- <input type="button" value="v"/>
Aquaculture Product	--Please Select-- <input type="button" value="v"/>
Bivalve Mollusk	--Please Select-- <input type="button" value="v"/>
Is this product currently being manufactured and ready to ship?	--Please Select-- <input type="button" value="v"/>

Enter all required information. Click the blue "Next" button at the bottom of the screen to proceed with the application.

Note: If you indicate that one of your products is an aquaculture product, this will be indicated on the China list with an "A" in the Remarks column. If you indicate that one of your products is a bivalve mollusk product, this will be indicated on the China list with a "BMS" in the Remarks column.

Figure 21: EU Seafood Product Information

The screenshot shows the 'Enter New Application' interface for the ELM Export Listing Module. The header includes the U.S. Department of Health and Human Services logo and the text 'Welcome, System Tester | FURLS HOME'. The main title is 'ELM Export Listing Module'. Below the title is a breadcrumb trail: 'ELM Home > Enter New Application > Product Information'. A navigation bar contains five tabs: 'Product/Country', 'Business Information', 'Product Information' (which is highlighted in blue), 'Review', and 'Signature'. The 'Product Information' section is active and displays a table with the following data:

Country	Product Type
European Union (EU)	Seafood

Below the table is a form with the following fields:

- Product:
- Schedule B/HTS Number:
- Value of Goods (Optional):
- Quantity (Optional):
- Unit of Measure:
- Aquaculture Product:
- Is this product shipping within the next two years?:

At the bottom of the form are two buttons: '< Previous' on the left and 'Next >' on the right. The footer contains the text 'OMB Number: 0910-0509, OMB Expiration Date: 07/31/2022' and 'U.S. Department of Health and Human Services'.

Enter all required information. Click the blue "Next" button at the bottom of the screen to proceed with the application.

Note: If you intend to export aquaculture products, you must indicate that on your application so that your EU listing contains an "Aq" in the Remarks column.

Figure 22: EU Shellfish Product Information

U.S. Department of Health and Human Services | Welcome, System Tester | FURLS HOME

FDA FURLS | **ELM** Export Listing Module

Enter New Application

ELM Home > Enter New Application > Product Information

Product/Country | Business Information | **Product Information** | Review | Signature

Product Information

Country	Product Type
European Union (EU)	Shellfish

Product:

Schedule B/HTS Number:

Value of Goods (Optional):

Quantity (Optional):

Unit of Measure:

Aquaculture Product:

Is this product shipping within the next two years?:

[Previous](#) [Next](#)

OMB Number: 0910-0509, OMB Expiration Date: 07/31/2022 | U.S. Department of Health and Human Services

Enter all required information. Click the blue "Next" button at the bottom of the screen to proceed with the application.

Figure 23: Infant Formula China Product Information

Product/Country	Business Information	Product Information	Review	Signature
-----------------	----------------------	----------------------------	--------	-----------

Product Information

Country	China	Product Type	Infant Formula
Animal Origin		--Please Select--	
Product		--Please Select-- Bovine	
Schedule B/HTS Number ?			
Infant Formula Number (Optional)			
Infant Formula Type		--Please Select--	
Value of Goods (Optional) ?			
Quantity (Optional) ?			
Unit of Measure ?		--Please Select--	
Is this product currently being manufactured and ready to ship?		--Please Select--	

[< Previous](#) [Next >](#)

Enter all required information. The Infant Formula Number (IFN) is required for review of the export list application. Please reference the [AQSIQ Implementation Catalogue](#) for questions regarding the Infant Formula Type. Click the blue "Next" button at the bottom of the screen to proceed with the application.

Figure 24: EU Collagen Product Information

Product/Country	Business Information	Product Information	Review	Signature
-----------------	----------------------	----------------------------	--------	-----------

Product Information

Country	European Union (EU)	Product Type	Collagen
----------------	---------------------	---------------------	----------

Animal Origin

Product

Schedule B/HTS Number

Value of Goods (Optional)

Quantity (Optional)

Unit of Measure

Is this product shipping within the next two years?

[< Previous](#) [Next >](#)

Enter all required information. Click the blue "Next" button at the bottom of the screen to proceed with the application.

Note: If you indicate that the animal origin of the product is "Fish", you must indicate whether the product was derived from aquaculture products. If you intend to export collagen derived from aquaculture products, you must indicate that on your application so that your EU listing contains an "Aq" in the Remarks column.

Figure 25: EU Gelatin Product Information

Product Information

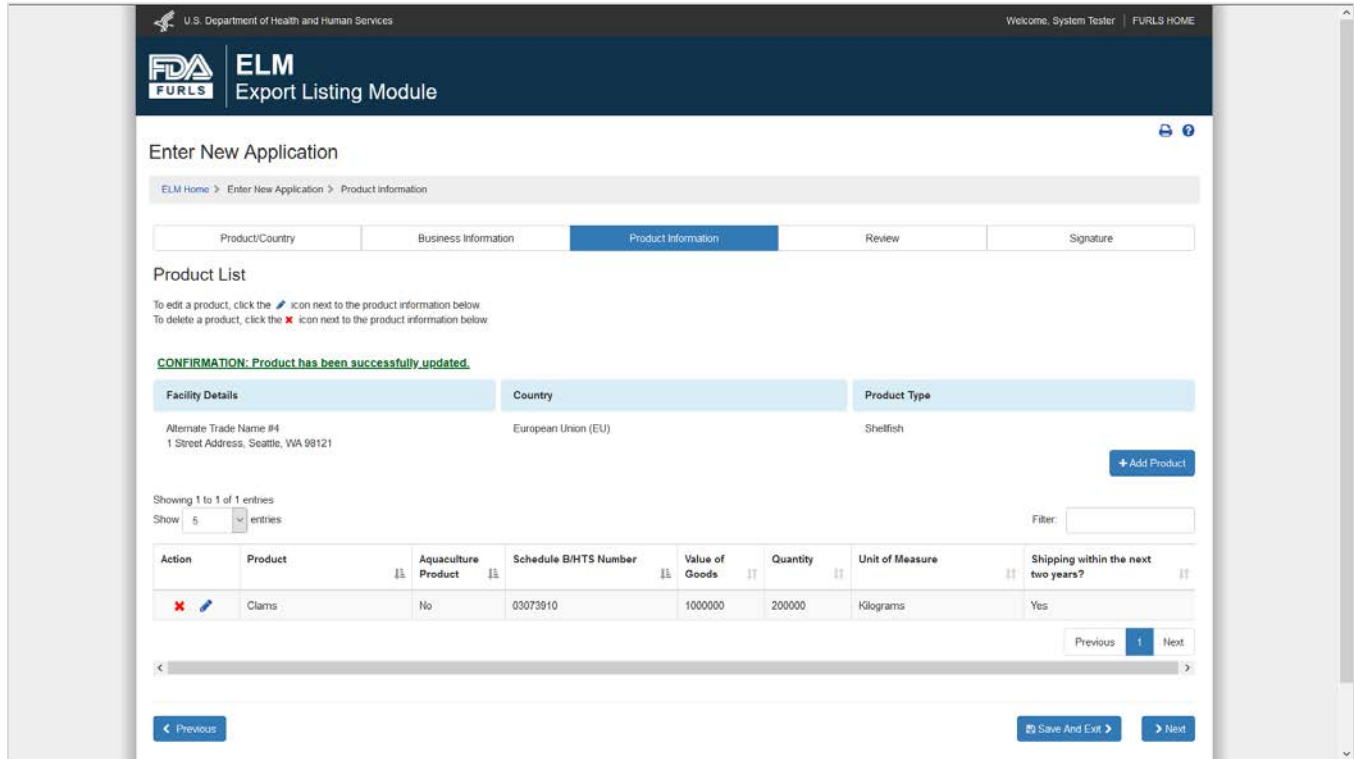
Country	European Union (EU)	Product Type	Gelatin
---------	---------------------	--------------	---------

Animal Origin	<div style="border: 1px solid black; padding: 2px;"><p>--Please Select--</p><p>Bovinae</p><p>Bovine</p><p>Caprine</p><p>Ovine</p><p>Fish</p><p>Poultry</p><p>Suidae</p></div>
Product	
Schedule B/HTS Number ?	
Value of Goods (Optional) ?	
Quantity (Optional) ?	
Unit of Measure ?	--Please Select-- <input type="button" value="v"/>
Is this product shipping within the next two years?	--Please Select-- <input type="button" value="v"/>

Enter all required information. Click the blue "Next" button at the bottom of the screen to proceed with the application.

Note: If you indicate that the animal origin of the product is "Fish", you must indicate whether the product was derived from aquaculture products. If you intend to export collagen derived from aquaculture products, you must indicate that on your application so that your EU listing contains an "Aq" in the Remarks column.

Figure 26: Product List



When you add a product to the application, you'll see a *Product List* page with all the products associated with the application.

To add additional products to your application, click the "+ Add Product" button. To edit information for a product, click on the *pencil* icon. To remove a product from the application, click on the *X* icon.

Click the blue "Next" button at the bottom of the screen to proceed with the application.

Figure 27: Application Review

The screenshot shows the 'Enter New Application' page in the ELM (Export Listing Module) system. The page is titled 'Enter New Application' and has a breadcrumb trail: 'ELM Home > Enter New Application > Review'. A progress bar at the top indicates the current step is 'Review', with other steps being 'Product/Country', 'Business Information', 'Product Information', and 'Signature'. Below the progress bar, a message states: 'Please review the information entered for the Shellfish Facility. Please select the "Edit" buttons next to each section to update. Click "Next" to submit the application.'

The main content area is divided into several sections, each with an 'Edit' button:

- Country/Region:**
 - Country: European Union (EU)
 - Product Type: Shellfish
 - Please identify the type of facility for inclusion on the export list: Shellfish processor that does not appear on the Interstate Certified Shellfish Shippers List (ICSSL)
- Facility Information:**
 - Facility Information: Food Facility Registration
 - FFR Number: 18679214294
- Business Information:**
 - Parent Company Name/Address Information:**

Company Name	Parent Company Name	Doing Business As (Optional)	
Address Line 1	1 PC Address	Address Line 2 (Optional)	2 PC Address
City	Seattle	State/Province/Territory	Washington
Zip/Postal Code	98121	Country/Region	UNITED STATES
 - Main Contact Information:**

First Name	System	Telephone	001-555-5555555
Last Name	Tester	Fax (Optional)	
Email	FDIndustrySystemsTester@gmail.com		

At the bottom of the page, there is a section for 'Facility Information for Listing'.

Please review all the information you provided on your application on the *Application Review* page. If you need to correct or update any information, click the "Edit" button in the relevant section of the application. Click the blue "Next" button at the bottom of the screen to proceed with the application.

Figure 28: Signature Page

U.S. Department of Health and Human Services | Welcome, FDA System Tester | FURLS HOME

FDA FURLS | **ELM** Export Listing Module

Edit Application

ELM Home > Edit Application > Signature

Product/Country | Business Information | Product Information | Review | **Signature**

Signature Page

As the responsible official or designee of the establishment listed on this application, I hereby certify to the United States Food and Drug Administration that the establishment and the products listed on this application are, to the best of my knowledge, in compliance with all applicable requirements of the Federal Food, Drug, and Cosmetic Act (the FD&C Act), and all applicable regulations and standards, including the following:

1. The establishment listed on this application is currently registered with the FDA, if required by the FD&C Act.
2. The products listed on this application for export are legally marketed within the United States or meet the requirements of Section 801(e)(1) of the FD&C Act.
3. The products listed on this application are not the subject of a pending judicial enforcement action (e.g., an injunction or seizure) or a pending administrative action (e.g., warning letter).
4. The products listed on this application are being exported from the United States.

The undersigned certifies that the information in this submission is complete and accurate. The undersigned understands that the information submitted is intended to assist FDA in establishing and maintaining a list of exporters. FDA considers the information on this list, which is provided voluntarily with the understanding that it will be communicated to the competent authority and posted on the Internet, to be information that is not protected from disclosure under 5 U.S.C. 552(b)(4).

Name

I Agree

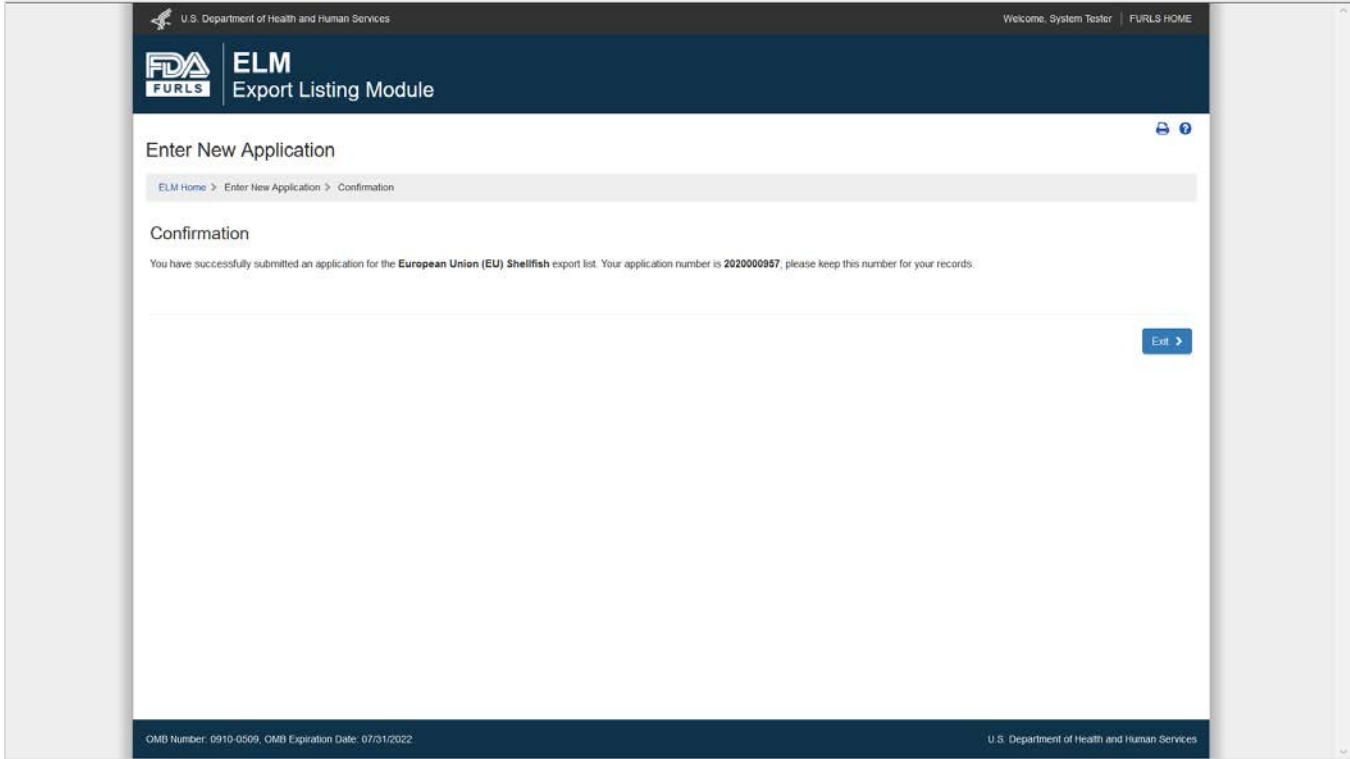
Knowingly and willfully making or submitting false statements on any documents submitted to FDA may constitute violations of the United States Code Title 18, Section 1001 with penalties including up to \$250,000 in fines and up to 5 years imprisonment.

[← Previous](#) [Submit](#)

OMB Number: 0910-0509, OMB Expiration Date: 07/31/2022 | U.S. Department of Health and Human Services

Review the statement on the signature page and if you agree, check the box labeled "I Agree." Click the blue "Submit" button at the bottom of the screen to submit the application to FDA.

Figure 29: Confirmation Page for New Applications



Once you submit your application, you will see a confirmation page and receive an application number. Keep this number for future inquiries about your application.

Figure 30: Confirmation Page for Draft Applications

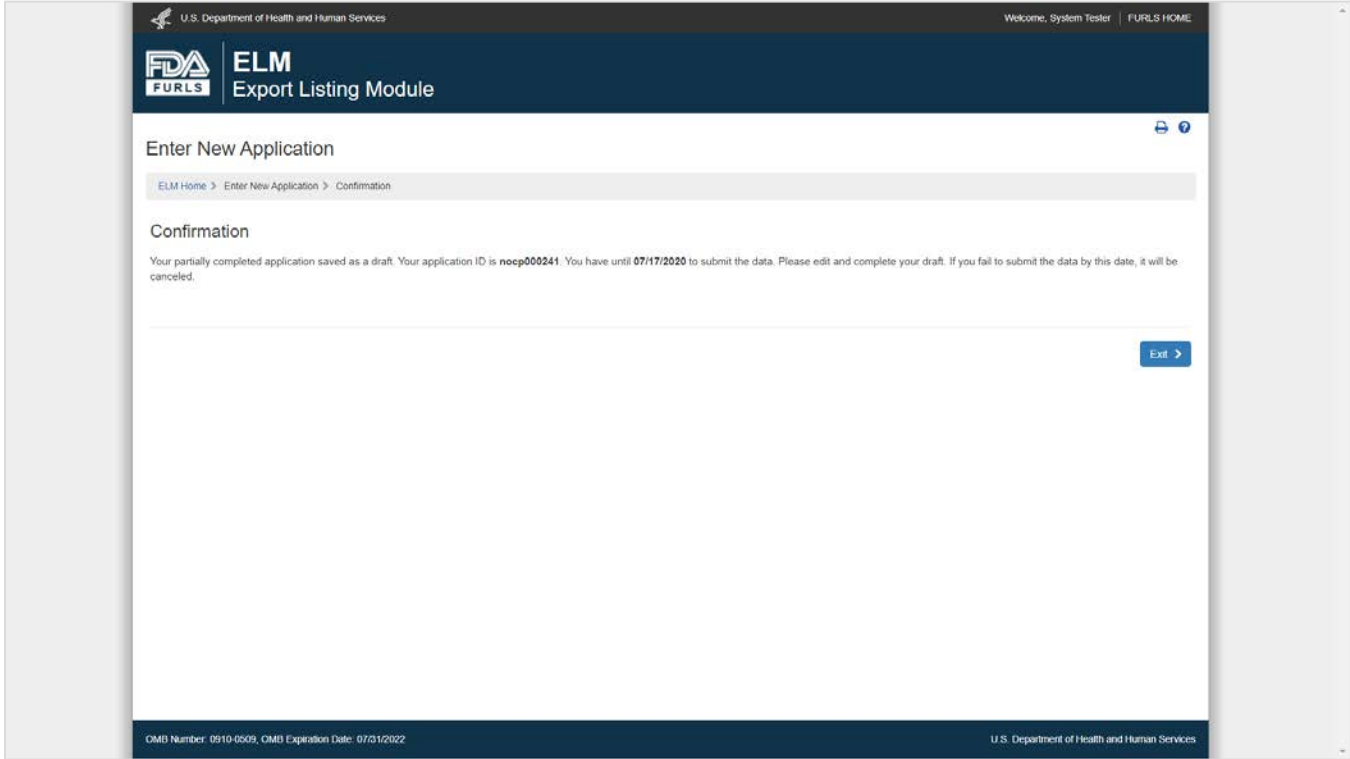
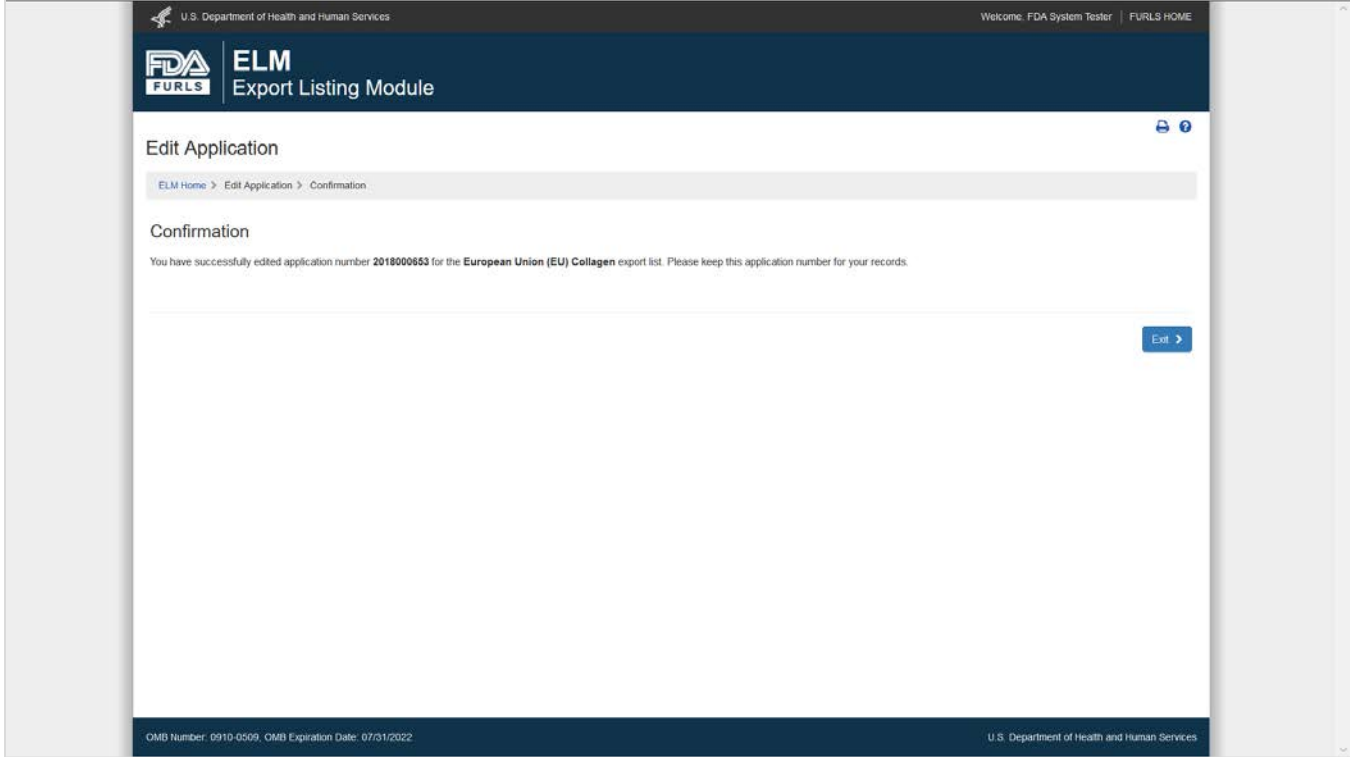


Figure 31: Confirmation Page for Edited Applications



Appendix A: Using the Food Facility Registration in ELM

If you choose to identify the facility using the Food Facility Registration (FFR), the ELM will display a list of all registered food facilities associated with your FDA Industry Systems (FIS) account. If your account is only associated with one registered food facility, the system will automatically select that facility and move to the next screen.

If you represent a food facility but do not see an option in the ELM to identify the facility by the FFR, you can associate this facility with your account using the facility's FFR number and PIN. To do this, click on the "Food Facility Registration" link from the FIS home page. Once the Food Facility Registration system opens, select "Link Registration to your Account" on the left side of the screen and enter the facility's Food Facility Registration number and PIN. When you log back into the ELM, you should have access to this facility.

Once you have selected the facility for the application, you will be able to choose any name on the FFR as the "Name for Listing." If you do not see the name with which you would like to be listed in the dropdown, you can save your ELM application as a draft, log in to the Food Facility Registration system, add the name with which you would like to be listed in the "Alternate Trade Names" section, and then go back to the ELM to complete your application.

The ELM will pull the facility address from the FFR as the address for listing. If this address is incorrect, you can save your ELM application as a draft, log in to the Food Facility Registration system, correct the facility address, and then go back to the ELM to complete your application.

Appendix B: Email Notifications from the ELM

The ELM sends the following email notifications to the email addresses for the contacts on the application. FDA strongly recommends that applicants identify two different contacts to receive notifications about ELM applications.

Notifications about Submissions

- Draft Application Saved
- Application Received
- Edit/Biennial Update Received

Notifications about Changes in Application Status

- Application Approved
- Application Returned for Action
- Application not Deleted
- Application Rejected or Deleted
- Application Expired

Reminder Notifications

- Draft Application Reminder
- Biennial Update Reminder (6 months prior to expiration)
- Biennial Update Reminder (3 months prior to expiration)
- Biennial Update Reminder (1 month prior to expiration)

Appendix C: Product, Country, and Facility Type Matrix

Product Type	Country	Facility Type Options	Activities Designation for Country Lists
Collagen	European Union (EU)	Processing Plant	PP
Dairy	Chile	Co-packer	N/A
Dairy	Chile	Processing Plant	N/A
Dairy	China	Co-packer	PP
Dairy	China	Processing Plant	PP
Dairy	European Union (EU)	Co-packer	PP
Dairy	European Union (EU)	Processing Plant	PP
Gelatin	European Union (EU)	Processing Plant	PP
Infant Formula	China	Processing Plant	PP
Seafood	China	Cold Stores	CS
Seafood	China	Factory Vessel	FV
Seafood	China	Freezing Vessel	ZV
Seafood	China	Processing Plant	PP
Seafood	European Union (EU)	Broker	PP (with O! in the Remarks column)
Seafood	European Union (EU)	Cold Stores	CS
Seafood	European Union (EU)	Factory Vessel	FV
Seafood	European Union (EU)	Freezing Vessel	ZV
Seafood	European Union (EU)	Processing Plant	PP
Shellfish	European Union (EU)	Depuration Processor*	PC, IP
Shellfish	European Union (EU)	Repacker*	IP
Shellfish	European Union (EU)	Reshipper*	IP
Shellfish	European Union (EU)	Shell Stock Shipper*	IP
Shellfish	European Union (EU)	Shucker-Packer*	IP

* For facilities on the Interstate Certified Shellfish Shippers List (ICSSL), the facility type will automatically populate based on the ICSSL activities for which the facility is certified.