



U.S. Citizenship and
Immigration Services

N-600K, Application for Citizenship and Issuance of Certificate Under Section 322

PRA-010 Revision Mock Deck

OMB Control Number: 1615-0087

Form Edition Date: 4/1/2024

Form Expiration Date: 02/28/2027

U.S. Citizenship and Immigration Services

myUSCIS Team

Updated April 2024

File a Form

N-600K-010 PRA REV – FILE A FORM

File a Form

Select the form you want to file online. Once you start your form, we will automatically save your information for 30 days, or from the last time you worked on the form.

Fee waiver: If you are requesting a fee waiver, you cannot file online. You must file a paper version of both the Form I-912, Request for Fee Waiver and the form for the specific benefit you are requesting. You can review the fee waiver guidance at www.uscis.gov/feewaiver.

Select the form you want to file online.

N-600K, Application for Citizenship and Issuance of Certificate Under Sectio ▼

Use this form to request **U.S. citizenship and issuance of a Certificate of Citizenship under the Immigration and Nationality Act (INA) section 322** for a child **who resides outside of the United States** in the legal and physical custody of a U.S. citizen parent. **Only a U.S. citizen parent, a U.S. citizen grandparent, or a U.S. citizen legal guardian may file this application on behalf of an eligible foreign-born child.**

Note: It is the responsibility of the individual seeking the child's Certificate of Citizenship under INA section 322 to secure any visa necessary for lawful admission to the United States.

Start form

Application Overview

N-600K-010 PRA REV – APPLICATION OVERVIEW

An official website of the United States government [Here's how you know](#)

U.S. Citizenship and Immigration Services

My Account Resources Sign Out

N-600K, Application for Citizenship and Issuance of Certificate Under Section 322

Use this form to request U.S. citizenship and issuance of a Certificate of Citizenship under the Immigration and Nationality Act (INA) section 322 for a child **who resides outside of the United States** in the legal and physical custody of a U.S. citizen parent. Only a U.S. citizen parent, a U.S. citizen grandparent, or a U.S. citizen legal guardian may file this application on behalf of an eligible foreign-born child.

Before You Start Your Application

Eligibility

Note: You must meet **all** requirements, provide all documentation, and the child must appear before USCIS for an interview and take the Oath of Allegiance (if applicable) **before** the child turns 18 years of age.

A child may obtain U.S. citizenship if they meet **all** the following criteria to be eligible for citizenship under INA section 322:

1. The child is under 18 years of age and not married;
2. The child must remain under 18 years of age and unmarried throughout the application process, including the administration of the Oath of Allegiance;
3. The child has one of the following relationships to a U.S. citizen parent:
 - The biological child of a U.S. citizen parent who is also their legal parent. If the U.S. citizen parent is the child's biological father, you will generally have to establish that the child was born in wedlock or legitimated;
 - The child of a non-genetic gestational U.S. citizen parent (person who carried and gave birth to the child) who is also the child's legal parent;
 - The child of a U.S. citizen parent who was married to the child's genetic or gestational parent at the time of the child's birth (even if no genetic or gestational relationship exists with the U.S. citizen parent) and both of the child's parents are also the child's legal parents; or
 - The adopted child of a U.S. citizen parent. You must have a full, final, and complete adoption and meet the requirements of one of the following provisions for adoption-based immigration: Hague Adoption Convention, including having an approved Form I-800; orphan, including having an approved Form I-600; or family-based adoption, including having an adoption before age 16 (or age 18 if the sibling exception at INA 101(b)(1)(E)(ii) applies), and two years of legal custody and joint residence with the adoptive parent.
- Note:** Stepchildren are not eligible for citizenship through a U.S. citizen stepparent, unless the U.S. citizen stepparent adopted the stepchild and the stepchild meets the requirements applicable to adopted children.
4. The child resides outside the United States;
5. The child is in the legal **and** physical custody of the U.S. citizen parent;
 - Note:** In cases where the U.S. citizen parent died in the last five years, the child does NOT have to be residing in the legal and physical custody of the person filing the application, as long as the person who has legal and physical custody of the child does not object to the Form N-600K.
6. The child's U.S. citizen parent has been physically present in the United States for a period or periods totaling at least five years, at least two of which were after 14 years of age. If the U.S. citizen parent does not meet this requirement, the U.S. citizen parent's own U.S. citizen parent (the child's grandparent) has to have been physically present in the United States for a period or periods totaling at least five years, at least two of which were after 14 years of age; and
7. The child is temporarily present in the United States at the time of approval of the application in a lawful status pursuant to a lawful admission.
 - Note:** It is the responsibility of the individual seeking the child's Certificate of Citizenship under INA section 322 to secure any visa necessary for lawful admission to the United States.

Fee

We will automatically calculate the cost for you before you submit your application. For [specific information about fees applicable to this form, see Form G-1055.](#)

Fee waiver: If you are requesting a fee waiver, you cannot file online. You must file a paper version of both the Form I-912, Request for Fee Waiver and the form for the specific benefit you are requesting. You can review the fee waiver guidance at www.uscis.gov/feewaiver.

Refund policy: USCIS does not refund fees, regardless of any action we take on your application, petition, or request, or how long USCIS takes to reach a decision. By continuing this transaction, you acknowledge that you must submit fees in the exact amount and that you are paying the fees for a government service.

Please refer to the instructions for the form(s) you are filing for additional information or you may call the USCIS Contact Center at 800-375-5283. For TTY (deaf or hard of hearing): 800-767-1833.

**CONTINUED ON
NEXT SLIDE**

N-600K-010 PRA REV – APPLICATION OVERVIEW

Documents you may need

The following is a list of documents everyone filing this form must provide:

- Two identical passport-style photographs of the child taken recently, measuring 2 inches by 2 inches;
- Child's birth certificate;
- U.S. citizen parent's proof of citizenship; and
- Records proving physical presence in the United States.

We will automatically determine which additional documents you need to provide as you fill out the application. The other documents you need will depend on the information you provide in the application, such as your personal history, family, and circumstances.

Biometric services appointment

USCIS may require the child to appear for an interview and that the child provide biometrics (fingerprints, photograph, and/or signature) at any time to verify their identity, obtain additional information, and conduct background and security checks, including a check of criminal history records maintained by the Federal Bureau of Investigation (FBI), before making a decision on your application or petition. After USCIS receives your application and ensures it is complete, we will inform you in writing if the child needs to attend a biometric services appointment. If an appointment is necessary, you will be provided a notice with further instructions about how to set up an appointment.

After You Submit Your Application

- Track your case online**

After you submit your form, you can track its status through your USCIS account. Sign into your account often to check your case status and read any important messages from USCIS.
- Respond to requests for information**

If we need more information from you, we will send you a Request for Evidence (RFE) or Request for Information (RFI). You can respond to our request and upload your documents through your USCIS account.
- Disability accommodations/modifications**

To request a disability accommodation/modification, follow the instructions on your appointment notice or at www.uscis.gov/accommodationsinfo.
- Attend the interview**


We will request that the child and the applicant (parent, grandparent, or legal guardian) appear at a USCIS office for an interview. At the time of any interview, we may require that you provide the child's biometrics to verify their identity.
- Take the Oath of Allegiance**

If we approve your application, and you are over 14 years of age, you will be scheduled to appear at a USCIS office to take the Oath of Allegiance. If you are under 14 years of age, you may not be required to take the Oath of Allegiance.

[Next](#)


[Return to top](#)

[Topics](#) [Contact Us](#) [Citizenship](#) [Schedule An Appointment](#) [Find A Director](#) [Find A Class](#)


 **U.S. Citizenship and Immigration Services**

[f](#) [t](#) [in](#) [@](#) [v](#) [e](#)

[Contact USCIS](#)


 **USCIS.gov**
An official website of the U.S. Department of Homeland Security

About USCIS	Freedom of Information Act	Office of the Inspector General
Accessibility	No FEAR Act Data	The White House
Budget and Performance	Privacy and Legal Resources	USA.gov
DHS Components	Site Map	

 **NTAS**
National Terrorism Advisory System
ACTIVE BULLETIN
READ HERE
For the latest on your web page

N-600K-010 PRA REV – APPLICATION OVERVIEW

An official website of the United States government [Here's how you know](#)

 My Account Resources Sign Out

Completing Your Form Online

- Filing online**
Submitting your application online is the same as mailing in a completed paper form. They both gather the same information and cost the same.
- Complete the Getting Started section first**
You should answer all questions in the Getting Started section first so we can best customize the rest of your online form experience.
- Provide as many responses as you can**
You should provide as many responses as you can. Incomplete or missing information may slow down processing of your case after you submit the form.
- We will automatically save your responses**
We will automatically save your information when you select next to go to a new page or navigate to another section of the form. We will save your information for 30 days from today, or from the last time you worked on the form.
- How to continue filling out your form**
After you start your form, you can sign into your account to continue your form.

DHS Privacy Notice

AUTHORITIES: The information requested on this application, and the associated evidence, is collected under INA section 322 and 101(c).

PURPOSE: The primary purpose for providing the requested information is to determine if you have established eligibility for naturalization and issuance of a Certificate of Citizenship for a child who regularly resides outside the United States. DHS will use the information you provide to grant or deny the immigration benefit you are seeking.

DISCLOSURE: The information provided is voluntary. However, failure to provide the requested information, including your Social Security number (if applicable), and any requested evidence, may delay a final decision or result in denial of the beneficiary's benefit request.

ROUTINE USES: DHS may share the information you provide on this application and any additional requested evidence with other Federal, state, local, and foreign government agencies and authorized organizations. DHS follows approved routine uses, as described in the associated published system of records notices (DHS/USCIS/ICE/ESP-001: Alien File, Index, and National File Tracking, DHS/USCIS-007 Benefits Information System, and DHS/USCIS-018 Immigration Biometric and Background Check) and the published privacy impact assessments (DHS/USCIS/PIA-056 USCIS Electronic Immigration System and DHS/USCIS/PIA-071 myUSCIS Account Experience) which you can find at www.dhs.gov/uscis/privacy. DHS may also share the information, as appropriate, for law enforcement purposes or in the interest of national security.

Paperwork Reduction Act

An agency may not conduct or sponsor an information collection, and a person is not required to respond to a collection of information, unless it displays a currently valid Office of Management and Budget (OMB) control number. The public reporting burden for this collection of information is estimated to average 1.14 hours per response, including time for reviewing instructions, gathering the required documentation and information, completing the application, preparing statements, attaching necessary documentation, and submitting the application. Send comments regarding this burden estimate or any other aspect of this collection of information, including suggestions for reducing this burden, to:

U.S. Citizenship and Immigration Services
Office of Policy and Strategy, Regulatory Coordination Division
5900 Capital Gateway Drive, Mail Stop #2140
Camp Springs, MD 20588-0009

Do not mail your completed form N-600K to this address.

OMB No. 1615-0087
Expires: 11/30/2025

Security reminder

If you do not work on your form for more than 30 days, we will delete your data in order to prevent storing personal information indefinitely.

[Back](#) [Start](#)

Getting Started

N-600K-010 PRA REV – GETTING STARTED

N-600K, Application for
Citizenship and Issuance
of Certificate Under
Section 322

Getting Started ^

Basis of eligibility ^

Basis of eligibility page 2

Basis of eligibility page 3

Preparer and interpreter
information

About Child v

Child's Family v

Child's Interview v

Evidence v

Additional Information v

Review and Submit v

Is the child under 18 years of age?

Yes

No

Is the child residing outside the United States?

Yes

No

Does the child regularly reside in the legal and
physical custody of a U.S. citizen parent?

If the U.S. citizen parent is deceased, use another individual who has legal
and physical custody of the child and who does not object to this
application.

Yes

No

Back

Next

N-600K-010 PRA REV – GETTING STARTED

N-600K, Application for
Citizenship and Issuance
of Certificate Under
Section 322

Getting Started ^

Basis of eligibility ^

[Basis of eligibility page 2](#)

[Basis of eligibility page 3](#)

Preparer and interpreter
information

About Child v

Child's Family v

Child's Interview v

Evidence v

Additional Information v

Review and Submit v

Is the child under 18 years of age?

Yes

No

Is the child residing outside the United States?

Yes

No

Does the child regularly reside in the legal and
physical custody of a U.S. citizen parent?

If the U.S. citizen parent is deceased, use another individual who has legal
and physical custody of the child and who does not object to this
application.

Yes

No

 You may not be eligible to file Form N-600K

The child may not be able to obtain citizenship through this
form based on their information.

Back

Next

N-600K-010 PRA REV – GETTING STARTED

N-600K, Application for
Citizenship and Issuance
of Certificate Under
Section 322

Getting Started ^

Basis of eligibility ^

[Basis of eligibility page 2](#)

[Basis of eligibility page 3](#)

Preparer and interpreter
information

About Child v

Child's Family v

Child's Interview v

Evidence v

Additional Information v

Review and Submit v

Is the child under 18 years of age?

Yes

No

Is the child residing outside the United States?

Yes

No

Does the child regularly reside in the legal and
physical custody of a U.S. citizen parent?

If the U.S. citizen parent is deceased, use another individual who has legal
and physical custody of the child and who does not object to this
application.

Yes

No

Back

Next

N-600K-010 PRA REV – GETTING STARTED

N-600K, Application for
Citizenship and Issuance
of Certificate Under
Section 322

Getting Started ^

Basis of eligibility ^

Basis of eligibility page 2

Basis of eligibility page 3

Preparer and interpreter
information

About Child v

Child's Family v

Child's Interview v

Evidence v

Additional Information v

Review and Submit v

Is the child a lawful permanent resident?

Yes

No

Are either of the child's parents (or the spouse of
either of the child's parents) currently a member
of the U.S. armed forces stationed outside the
United States?

Yes

No

Back

Next

N-600K-010 PRA REV – GETTING STARTED

N-600K, Application for
Citizenship and Issuance
of Certificate Under
Section 322

Getting Started ^

Basis of eligibility ^

Basis of eligibility page 2

Basis of eligibility page 3

Preparer and interpreter
information

About Child v

Child's Family v

Child's Interview v

Evidence v

Additional Information v

Review and Submit v

Is the child a lawful permanent resident?

- Yes
 No

Are either of the child's parents (or the spouse of either of the child's parents) currently a member of the U.S. armed forces stationed outside the United States?

- Yes
 No

Does the member of the U.S. armed forces have official orders that authorize the child to accompany and reside with the member of the U.S. armed forces?

- Yes
 No

If the child's U.S. citizen parent is the spouse of the member of the U.S. armed forces, is the U.S. citizen parent authorized to accompany and reside with the U.S. armed forces member as provided by the member's official orders?

- Yes
 No

Back

Next

N-600K-010 PRA REV – GETTING STARTED

N-600K, Application for
Citizenship and Issuance
of Certificate Under
Section 322

Getting Started ^

Basis of eligibility ^

Basis of eligibility page 2

Basis of eligibility page 3

Preparer and interpreter
information

About Child v

Child's Family v

Child's Interview v

Evidence v

Additional Information v

Review and Submit v

Is the child a lawful permanent resident?

- Yes
 No

Are either of the child's parents (or the spouse of
either of the child's parents) currently a member
of the U.S. armed forces stationed outside the
United States?

- Yes
 No

Are either of the child's parents (or the spouse of
either of the child's parents) currently a U.S.
Government employee stationed outside the
United States?

- Yes
 No

Back

Next

N-600K-010 PRA REV – GETTING STARTED

N-600K, Application for
Citizenship and Issuance
of Certificate Under
Section 322

Getting Started ^

Basis of eligibility ^

Basis of eligibility page 2

Basis of eligibility page 3

Preparer and interpreter
information

About Child v

Child's Family v

Child's Interview v

Evidence v

Additional Information v

Review and Submit v

Is the child a lawful permanent resident?

- Yes
 No

Are either of the child's parents (or the spouse of either of the child's parents) currently a member of the U.S. armed forces stationed outside the United States?

- Yes
 No

Does the member of the U.S. armed forces have official orders that authorize the child to accompany and reside with the member of the U.S. armed forces?

- Yes
 No

If the child's U.S. citizen parent is the spouse of the member of the U.S. armed forces, is the U.S. citizen parent authorized to accompany and reside with the U.S. armed forces member as provided by the member's official orders?

- Yes
 No



You may not be eligible to file Form N-600K

The child may meet the requirements for Automatic Acquisition of Citizenship under INA section 320. Read the [USCIS Policy Manual for more information](#).

Back

Next

N-600K-010 PRA REV – GETTING STARTED

N-600K, Application for
Citizenship and Issuance
of Certificate Under
Section 322

Getting Started ^

Basis of eligibility ^

Basis of eligibility page 2

Basis of eligibility page 3

Preparer and interpreter
information

About Child v

Child's Family v

Child's Interview v

Evidence v

Additional Information v

Review and Submit v

Is the child a lawful permanent resident?

- Yes
 No

Are either of the child's parents (or the spouse of either of the child's parents) currently a member of the U.S. armed forces stationed outside the United States?

- Yes
 No

Are either of the child's parents (or the spouse of either of the child's parents) currently a U.S. Government employee stationed outside the United States?

- Yes
 No

 You may not be eligible to file Form N-600K

The child may meet the requirements for Automatic Acquisition of Citizenship under INA section 320. Read the [USCIS Policy Manual for more information](#).

Back

Next

N-600K-010 PRA REV – GETTING STARTED

N-600K, Application for
Citizenship and Issuance
of Certificate Under
Section 322

Getting Started ^

Basis of eligibility ^

[Basis of eligibility page 2](#)

[Basis of eligibility page 3](#)

Preparer and interpreter
information

About Child v

Child's Family v

Child's Interview v

Evidence v

Additional Information v

Review and Submit v

I am the child's:

- U.S. Citizen Parent
- U.S. Citizen Grandparent
- U.S. Citizen Legal Guardian

How may we contact you?

Daytime telephone number

Provide a 10-digit phone number.

Mobile telephone number

I do not have a mobile telephone number.

Provide a 10-digit phone number.

Email address

I do not have an email address.

Example: user@domain.com

[Back](#)

[Next](#)

NO CHANGE TO N-600K-010 PRA REV – GETTING STARTED

N-600K, Application for
Citizenship and Issuance
of Certificate Under
Section 322

Getting Started ^

Basis of eligibility v

**Preparer and interpreter
information**

About Child v

Child's Family v

Child's Interview v

Evidence v

Additional Information v

Review and Submit v

Is someone assisting you with completing this
application?

Yes

No

Back

Next

NO CHANGE TO N-600K-010 PRA REV – GETTING STARTED

N-600K, Application for
Citizenship and Issuance
of Certificate Under
Section 322

Getting Started ^

Basis of eligibility v

**Preparer and interpreter
information**

Preparer information

Interpreter information

About Child v

Child's Family v

Child's Interview v

Evidence v

Additional Information v

Review and Submit v

Is someone assisting you with completing this application?

- Yes
 No

Is a preparer assisting you with completing this application?

A preparer is anyone who completes or helps you complete all or part of your application using information and answers that you provide.

- Yes
 No

Is an interpreter assisting you with completing this application?

An interpreter is anyone who translates or helps you translate all or part of your application using information and answers that you provide.

- Yes
 No

Back

Next

NO CHANGE TO N-600K-010 PRA REV – GETTING STARTED

N-600K, Application for
Citizenship and Issuance
of Certificate Under
Section 322

Getting Started ^

Basis of eligibility v

Preparer and interpreter
information

Preparer information

Interpreter information

About Child v

Child's Family v

Child's Interview v

Evidence v

Additional Information v

Review and Submit v

What is your preparer's full name?

Given name (first name)

Family name (last name)

What is your preparer's business or organization
name?

My preparer is not part of a business or organization.

What is your preparer's contact information?

Daytime telephone number

Provide a 10-digit phone number.

Mobile telephone number

My preparer does not have a mobile telephone number.

Provide a 10-digit phone number.

Email address

My preparer does not have an email address.

Example: user@domain.com

Back

Next

NO CHANGE TO N-600K-010 PRA REV – GETTING STARTED

N-600K, Application for
Citizenship and Issuance
of Certificate Under
Section 322

Getting Started ^

Basis of eligibility v

Preparer and interpreter
information

Preparer information

Interpreter information

About Child v

Child's Family v

Child's Interview v

Evidence v

Additional Information v

Review and Submit v

What is your interpreter's full name?

Given name (first name)

Family name (last name)

What is your interpreter's business or organization
name?

My interpreter is not part of a business or organization.

What is your interpreter's contact information?

Daytime telephone number

Provide a 10-digit phone number.

Mobile telephone number

My interpreter does not have a mobile telephone number.

Provide a 10-digit phone number.

Email address

My interpreter does not have an email address.

Example: user@domain.com

Back

Next

About Child

N-600K-010 PRA REV – ABOUT CHILD

N-600K, Application for
Citizenship and Issuance
of Certificate Under
Section 322

Getting Started 

About Child 

Child's name

Child's relationship with
U.S. citizen parent

Child's contact
information


Describe child

When and where the child
was born

Child's immigration
information

Child's Family 

Child's Interview 

Evidence 

Additional Information 

Review and Submit 

What is the child's current legal name?

The child's current legal name is the name on their birth certificate, unless it changed after birth by a legal action such as marriage or court order. Do not provide any nicknames here.

Given name (first name)

Middle name (if applicable)

Family name (last name)

Has the child used any other names since birth?

Other names used may include **aliases, name at birth, and nicknames.**

Yes

No

Back

Next

N-600K-010 PRA REV – ABOUT CHILD

N-600K, Application for
Citizenship and Issuance
of Certificate Under
Section 322

Getting Started 

About Child 

Child's name

Child's relationship with
U.S. citizen parent

Child's contact
information


Describe child

When and where the child
was born

Child's immigration
information

Child's Family 

Child's Interview 

Evidence 

Additional Information 

Review and Submit 

What is the child's current legal name?

The child's current legal name is the name on their birth certificate, unless it changed after birth by a legal action such as marriage or court order. Do not provide any nicknames here.

Given name (first name)

Middle name (if applicable)

Family name (last name)

Has the child used any other names since birth?

Other names used may include **aliases, name at birth, and nicknames.**

Yes

No

Provide **all** the other names the child has **ever used since birth, including aliases, name at birth, and nicknames.**

Given name (first name)

Middle name (if applicable)

Family name (last name)

[+ Add another name](#)

[Back](#)

[Next](#)

N-600K-010 PRA REV – ABOUT CHILD

N-600K, Application for
Citizenship and Issuance
of Certificate Under
Section 322

Getting Started

About Child

Child's name

Child's relationship with
U.S. citizen parent

Child's contact
information

Describe child

When and where the child
was born

Child's immigration
information

Child's Family

Child's Interview

Evidence

Additional Information

Review and Submit

What is the child's relationship to their U.S. citizen parent?

- The biological child of a U.S. citizen parent. ?
- The child of a non-genetic gestational U.S. citizen parent who is also the child's legal parent.
- The child of a U.S. citizen parent who was married to the child's genetic or gestational parent at the time of their birth and both of the child's parents are also their legal parents.
- The adopted child of a U.S. citizen parent.

Back

Next

N-600K-010 PRA REV – ABOUT CHILD

N-600K, Application for
Citizenship and Issuance
of Certificate Under
Section 322

Getting Started

About Child

Child's name

Child's relationship with
U.S. citizen parent

Child's contact
information

Describe child

When and where the child
was born

Child's immigration
information

Child's Family

Child's Interview

Evidence

Additional Information

Review and Submit

What is the child's relationship to their U.S. citizen parent?

- The biological child of a U.S. citizen parent. ?
- The child of a non-genetic gestational U.S. citizen parent who is also the child's legal parent.
- The child of a U.S. citizen parent who is not the child's genetic or gestational parent at birth and both of the child's parents.
- The adopted child of a U.S. citizen parent.

If the U.S. citizen parent is the child's biological father, you will generally have to establish that the child was born in wedlock or legitimated. A non-genetic gestational parent is the person who carried and gave birth to the child.

Back

Next

N-600K-010 PRA REV – ABOUT CHILD

N-600K, Application for
Citizenship and Issuance
of Certificate Under
Section 322

Getting Started 

About Child 

Child's name

Child's relationship with
U.S. citizen parent

Child's contact
information


Describe child

When and where the child
was born

Child's immigration
information

Child's Family 

Child's Interview 

Evidence 

Additional Information 

Review and Submit 

What is the child's current mailing address?

We will use the child's current mailing address to contact them throughout the application process. We may not be able to **contact the child or the person applying on behalf of the child**, if the address is not complete and valid.

Note: If the child does not have a State or Province, enter the name of the city or town again in that field. If the child does not have a ZIP or Postal Code, enter 00000 in the ZIP or Postal Code field.

In care of name (if any)

Country

Address line 1

Street number and name (Do **not** provide a PO Box unless it is the **ONLY** address.)

Address line 2

Apartment, suite, unit, or floor

City or town

State/Province

ZIP code/Postal code

Provide a 5 or 9-digit
ZIP code.

Is the child's mailing address the same as their
physical address?

- Yes
 No

Back

Next

N-600K-010 PRA REV – ABOUT CHILD

N-600K, Application for
Citizenship and Issuance
of Certificate Under
Section 322

Getting Started 

About Child 

Child's name

Child's relationship with
U.S. citizen parent

Child's contact
information


Describe child

When and where the child
was born

Child's immigration
information

Child's Family 

Child's Interview 

Evidence 

Additional Information 

Review and Submit 

What is the child's current mailing address?

We will use the child's current mailing address to contact them throughout the application process. We may not be able to contact the child or the person applying on behalf of the child, if the address is not complete and valid.

Note: If the child does not have a State or Province, enter the name of the city or town again in that field. If the child does not have a ZIP or Postal Code, enter 00000 in the ZIP or Postal Code field.

In care of name (if any)

Country

Address line 1

Street number and name (Do not provide a PO Box unless it is the **ONLY** address.)

Address line 2

Apartment, suite, unit, or floor

City or town

State/Province

ZIP code/Postal code

Provide a 5 or 9-digit ZIP code.

Is the child's mailing address the same as their physical address?

- Yes
 No

What is the child's current physical address?

If the child does not have a State or Province, enter the name of the city or town again in that field. If the child does not have a ZIP or Postal Code, enter 00000 in the ZIP or Postal Code field.

Country

Address line 1

Street number and name (Do not provide a PO Box unless it is the **ONLY** address.)

Address line 2

Apartment, suite, unit, or floor

City or town

State/Province

ZIP code/Postal code

Provide a 5 or 9-digit ZIP code.

Back

Next

N-600K-010 PRA REV – ABOUT CHILD

N-600K, Application for
Citizenship and Issuance
of Certificate Under
Section 322

Getting Started 

About Child 

Child's name

Child's relationship with
U.S. citizen parent

Child's contact
information


Describe child

When and where the child
was born

Child's immigration
information

Child's Family 

Child's Interview 

Evidence 

Additional Information 

Review and Submit 

What is the child's gender?

- Male
- Female
- Another gender identity

What is the child's height?

Feet Inches

<input type="text"/>	<input type="text"/>
----------------------	----------------------

What is the child's current marital status?

- Single, Never Married
- Married
- Divorced
- Widowed
- Separated
- Marriage Annulled

Back

Next

N-600K-010 PRA REV – ABOUT CHILD

N-600K, Application for
Citizenship and Issuance
of Certificate Under
Section 322

Getting Started 

About Child 

Child's name

Child's relationship with
U.S. citizen parent

Child's contact
information


Describe child

**When and where the child
was born**

Child's immigration
information

Child's Family 

Child's Interview 

Evidence 

Additional Information 

Review and Submit 

What is the child's date of birth?

What is the child's country of birth?

Provide the name of the country where the child was born. If the country's name has since changed or the country no longer exists, provide the name of the country as it was when the person was born.

Back

Next

N-600K-010 PRA REV – ABOUT CHILD

N-600K, Application for
Citizenship and Issuance
of Certificate Under
Section 322

Getting Started 

About Child 

Child's name

Child's relationship with
U.S. citizen parent

Child's contact
information


Describe child

**When and where the child
was born**

Child's immigration
information

Child's Family 

Child's Interview 


Evidence 

Additional Information 

Review and Submit 

What is the child's date of birth?

01/01/2005

 Your child is not eligible for citizenship and a
certificate of citizenship under Section 322

They are over 18 years old. They are only eligible for citizenship
and a certificate of citizenship under Section 322 if they are
younger than 18 years old.

What is the child's country of birth?

Provide the name of the country where the child was born. If the country's
name has since changed or the country no longer exists, provide the name
of the country as it was when the person was born.


Back

Next

N-600K-010 PRA REV – ABOUT CHILD

N-600K, Application for
Citizenship and Issuance
of Certificate Under
Section 322

Getting Started 

About Child 

Child's name

Child's relationship with
U.S. citizen parent

Child's contact
information

Describe child


When and where the child
was born

**Full, final and complete
adoption information**

Child's immigration
information

Child's Family 

Child's Interview 

Evidence 

Additional Information 

Review and Submit 

Was the child adopted?

Yes

No

Back

Next

N-600K-010 PRA REV – ABOUT CHILD

N-600K, Application for Citizenship and Issuance of Certificate Under Section 322

Getting Started ▾

About Child ▲

- Child's name
- Child's relationship with U.S. citizen parent
- Child's contact information
- Describe child
- When and where the child was born
- Full, final and complete adoption information
- Child's immigration information

Child's Family ▾

- Child's Interview ▾
- Evidence ▾
- Additional Information ▾
- Review and Submit ▾

Was the child adopted?

Yes
 No

Where did the adoption occur?
If the child was adopted pursuant to a full, final, and complete adoption, you will need to provide the date and place of the adoption.

If the child was not adopted pursuant to a full, final, and complete adoption, they do not qualify as an adopted child and their application will be denied. [Learn more about adoptions.](#)

Place of Adoption

Country

State/Province

City/Town

What was the date of adoption?

Did the child's adoptive parent use the orphan process (Form I-600) or Hague process (Form I-800)?
If the child's adoptive parent did not use the orphan process (Form I-600) or Hague process (Form I-800), you will need to provide dates for legal custody and joint residence. We will use this information to determine if the child's adoption meets the 2-year legal custody and joint residence requirements for an adopted child.

Yes
 No

When did legal custody begin?
Provide the date when the adoptive parent began to have legal custody of the child.

What were the dates of joint residence?
Provide all the dates the child jointly resided with the adoptive parent.

From To

N-600K-010 PRA REV – ABOUT CHILD

N-600K, Application for
Citizenship and Issuance
of Certificate Under
Section 322

Getting Started 

About Child 

Child's name

Child's relationship with
U.S. citizen parent

Child's contact
information

Describe child


When and where the child
was born

Full, final and complete
adoption information

Child's immigration
information

Child's Family 

Child's interview 

Evidence 

Additional Information 

Review and Submit 

Was the child adopted?

- Yes
 No

Where did the adoption occur?

If the child was adopted pursuant to a full, final, and complete adoption,
you will need to provide the date and place of the adoption.

If the child was not adopted pursuant to a full, final, and complete
adoption, they do not qualify as an adopted child and their application will
be denied. [Learn more about adoptions.](#)

Place of Adoption

Country

State/Province

City/Town

What was the date of adoption?

Did the child's adoptive parent use the orphan
process (Form I-600) or Hague process (Form
I-800)?

If the child's adoptive parent did not use the orphan process (Form I-600) or
Hague process (Form I-800), you will need to provide dates for legal custody
and joint residence. We will use this information to determine if the child's
adoption meets the 2-year legal custody and joint residence requirements
for an adopted child.

- Yes
 No

Back

Next

N-600K-010 PRA REV – ABOUT CHILD

N-600K, Application for
Citizenship and Issuance
of Certificate Under
Section 322

Getting Started ▼

About Child ▲

Child's name

Child's relationship with
U.S. citizen parent

Child's contact
information

Describe child

When and where the child
was born

Child's immigration
information

Child's Family ▼

Child's Interview ▼

Evidence ▼

Additional Information ▼

Review and Submit ▼

What is the child's prior country of citizenship or nationality?

Provide the name of the child's country of citizenship or nationality before the child becomes a U.S. citizen. **If the child is a citizen or national of more than one country, provide the name of the country that issued the latest passport.**

Note: If the country no longer exists or the child is stateless, provide the name of the foreign country where the child was last a citizen or national, if any.

What is the child's A-Number?

The child's A-Number is located on their Permanent Resident Card (formerly known as the Alien Registration Card or referred to as the Green Card), and consists of a 7, 8, or 9-digit number.

The A-Number may be located on the front or back of the card, depending on when the card was issued.

Where to find the child's A-Number



I do not have or know their A-Number.

Provide a 7, 8, or 9-digit number. If your A-Number is fewer than 9 digits, the system will automatically add zero(s) after the "A" and before the first digit so there is a total of 9 digits, for example: A-001234567.

What is the child's USCIS Online Account Number?

Your child will only have an Online Account Number, or OAN, if they previously filed a form that has a receipt number that begins with IOE. If the child filed the form online, they can find their OAN in their account profile. **If they mailed us the form, they can find their OAN at the top of the Account Access Notice we sent them.**

If the child does not have a receipt number that begins with IOE, they do not have an OAN.

(The OAN is not the same as an A-Number.)

They do not have or know their USCIS Online Account Number.

Provide a 12-digit Online Account Number.

Has anyone applied for a U.S. passport or a Certificate of Citizenship for this child before?

- Yes
 No

Back


Next

Child's Family

N-600K-010 PRA REV – CHILD'S FAMILY

N-600K, Application for
Citizenship and Issuance
of Certificate Under
Section 322

Getting Started 

About Child 

Child's Family 

U.S. citizen parent 


[U.S. citizen parent page 2](#)

[Parent's U.S. citizenship](#)


[Child's other parent](#)


[Physical presence](#)

Child's Interview 

Evidence 

Additional Information 

Review and Submit 

 Provide information about yourself if you are the U.S. citizen parent applying on behalf of your child. If both parents are U.S. citizens, provide information about the parent filing this form.

What is the U.S. citizen parent's current legal name?

The parent's legal name is the name on their birth certificate, unless it changed after birth by legal action such as marriage or court order. Do not provide a nickname here.

Given name (first name) Middle name (if applicable)

Family name (last name)

What was their date of birth?

MM/DD/YYYY

What was their country of birth?

Provide the name of the country as it was when the U.S. citizen parent was born even if the country's name has since changed or the country no longer exists.

What is the U.S. citizen parent's current physical address?

Provide the address where the U.S. citizen parent now resides.

Note: If the U.S. citizen parent does not have a State or Province, enter the name of the city or town again in those fields. If the parent does not have a ZIP or Postal Code, enter 00000 in the ZIP or Postal Code field.

Country

Address line 1

Street number and name (Do **not** provide a PO Box unless it is the **ONLY** address.)

Address line 2

Apartment, suite, unit, or floor

City or town State/Province ZIP code/Postal code

Provide a 5 or 9-digit ZIP code.


[Back](#)

[Next](#)

N-600K-010 PRA REV – CHILD'S FAMILY

N-600K, Application for
Citizenship and Issuance
of Certificate Under
Section 322

Getting Started 

About Child 

Child's Family 

U.S. citizen parent 


U.S. citizen parent page 2

Parent's U.S. citizenship

Child's other parent


Physical presence

Child's Interview 

Evidence 

Additional Information 

Review and Submit 

 Provide information about yourself if you are the U.S. citizen parent applying on behalf of your child. If both parents are U.S. citizens, provide information about the parent filing this form.

Were the child's parents married to each other when the child was born (or adopted)?

Yes

No

Is the U.S. citizen parent their father?

We will use the answer provided to determine whether the child has been legitimated, which can be established under the laws of the U.S. citizen father's or child's residence(s).

[Visit the USCIS Policy Manual to learn more about legitimation.](#)

Yes

No


Back

Next

N-600K-010 PRA REV – CHILD'S FAMILY

N-600K, Application for
Citizenship and Issuance
of Certificate Under
Section 322

Getting Started 

About Child 

Child's Family 

U.S. citizen parent 


U.S. citizen parent page 2

Parent's U.S. citizenship


Child's other parent


Physical presence

Child's Interview 

Evidence 

Additional Information 

Review and Submit 

 Provide information about yourself if you are the U.S. citizen parent applying on behalf of your child. If both parents are U.S. citizens, provide information about the parent filing this form.

Were the child's parents married to each other when the child was born (or adopted)?

Yes

No

Is the U.S. citizen parent their father?

We will use the answer provided to determine whether the child has been legitimated, which can be established under the laws of the U.S. citizen father's or child's residence(s).

[Visit the USCIS Policy Manual to learn more about legitimation.](#)

Yes

No

Was the child's U.S. citizen parent married to the child's other parent at the time of the child's birth (or adoption)?

Yes

No


Back

Next

N-600K-010 PRA REV – CHILD'S FAMILY

N-600K, Application for
Citizenship and Issuance
of Certificate Under
Section 322

Getting Started 

About Child 

Child's Family 

U.S. citizen parent 


U.S. citizen parent page 2

Parent's U.S. citizenship

Child's other parent


Physical presence

Child's Interview 

Evidence 

Additional Information 

Review and Submit 

 Provide information about yourself if you are the U.S. citizen parent applying on behalf of your child. If both parents are U.S. citizens, provide information about the parent filing this form.

Were the child's parents married to each other when the child was born (or adopted)?

- Yes
 No

Is the U.S. citizen parent their father?

We will use the answer provided to determine whether the child has been legitimated, which can be established under the laws of the U.S. citizen father's or child's residence(s).

[Visit the USCIS Policy Manual to learn more about legitimation.](#)

- Yes
 No

List all the U.S. states and countries where the U.S. citizen father and/or the child have lived since the child's birth.

Country

[+ Add another](#)


[Back](#)

[Next](#)

N-600K-010 PRA REV – CHILD'S FAMILY

N-600K, Application for
Citizenship and Issuance
of Certificate Under
Section 322

Getting Started 

About Child 

Child's Family 

U.S. citizen parent 


U.S. citizen parent page 2

Parent's U.S. citizenship

Child's other parent


Physical presence

Child's Interview 

Evidence 

Additional Information 

Review and Submit 

 Provide information about yourself if you are the U.S. citizen parent applying on behalf of your child. If both parents are U.S. citizens, provide information about the parent filing this form.

Were the child's parents married to each other when the child was born (or adopted)?

Yes

No

Is the U.S. citizen parent their father?

We will use the answer provided to determine whether the child has been legitimated, which can be established under the laws of the U.S. citizen father's or child's residence(s).

[Visit the USCIS Policy Manual to learn more about legitimation.](#)

Yes

No

List all the U.S. states and countries where the U.S. citizen father and/or the child have lived since the child's birth.

Country

United States 

State



[+ Add another](#)


Back

Next

N-600K-010 PRA REV – CHILD'S FAMILY

N-600K, Application for
Citizenship and Issuance
of Certificate Under
Section 322

Getting Started 

About Child 

Child's Family 


U.S. citizen parent 

Parent's U.S. citizenship

Child's other parent


Physical presence

Child's Interview 

Evidence 

Additional Information 

Review and Submit 

 Provide information about yourself if you are the U.S. citizen parent applying on behalf of your child. If both parents are U.S. citizens, provide information about the parent filing this form.

The child's parent is a U.S. citizen by:

- Birth in the United States
- Birth outside the United States to U.S. Citizen Parent(s)
- Acquisition after birth through U.S. Citizen Parent(s)
- Naturalization

Has the U.S. citizen parent ever lost their U.S. citizenship or taken any action that would cause loss of U.S. citizenship?

- Yes
- No


Back

Next

N-600K-010 PRA REV – CHILD'S FAMILY

N-600K, Application for
Citizenship and Issuance
of Certificate Under
Section 322

Getting Started 

About Child 

Child's Family 


U.S. citizen parent 

Parent's U.S. citizenship

Child's other parent


Physical presence

Child's Interview 

Evidence 


Additional Information 

Review and Submit 

 Provide information about yourself if you are the U.S. citizen parent applying on behalf of your child. If both parents are U.S. citizens, provide information about the parent filing this form.

The child's parent is a U.S. citizen by:

- Birth in the United States
- Birth outside the United States to U.S. Citizen Parent(s)
- Acquisition after birth through U.S. Citizen Parent(s)
- Naturalization

 If the child had a U.S. citizen parent who met certain residence or physical presence requirements in the United States at the time of the child's birth, then the child may have acquired citizenship at the time of their birth. Read the [USCIS Policy Manual for more information](#).

Has the U.S. citizen parent ever lost their U.S. citizenship or taken any action that would cause loss of U.S. citizenship?

- Yes
- No


Back

Next

N-600K-010 PRA REV – CHILD'S FAMILY

N-600K, Application for
Citizenship and Issuance
of Certificate Under
Section 322

Getting Started 

About Child 

Child's Family 


U.S. citizen parent 

Parent's U.S. citizenship

Child's other parent


Physical presence

Child's Interview 

Evidence 

Additional Information 

Review and Submit 

 Provide information about yourself if you are the U.S. citizen parent applying on behalf of your child. If both parents are U.S. citizens, provide information about the parent filing this form.

The child's parent is a U.S. citizen by:

- Birth in the United States
- Birth outside the United States to U.S. Citizen Parent(s)
- Acquisition after birth through U.S. Citizen Parent(s)
- Naturalization

Has the U.S. citizen parent ever lost their U.S. citizenship or taken any action that would cause loss of U.S. citizenship?

- Yes
- No

Provide an explanation regardless of whether U.S. citizenship has since been regained.

0 / 500


Back

Next

N-600K-010 PRA REV – CHILD’S FAMILY

N-600K, Application for
Citizenship and Issuance
of Certificate Under
Section 322

Getting Started 

About Child 

Child’s Family 


U.S. citizen parent 

Parent’s U.S. citizenship

Child’s other parent


Physical presence

Child’s Interview 

Evidence 

Additional Information 

Review and Submit 

 Provide information about yourself if you are the U.S. citizen parent applying on behalf of your child. If both parents are U.S. citizens, provide information about the parent filing this form.

The child’s parent is a U.S. citizen by:

- Birth in the United States
- Birth outside the United States to U.S. Citizen Parent(s)
- Acquisition after birth through U.S. Citizen Parent(s)
- Naturalization

What is the U.S citizen parent’s A-Number?

They do not have or know their A-Number

A-

Provide a 7, 8, or 9-digit number. If your A-Number is fewer than 9 digits, the system will automatically add zero(s) after the “A” and before the first digit so there is a total of 9 digits, for example: A-001234567.

Has the U.S. citizen parent ever lost their U.S. citizenship or taken any action that would cause loss of U.S. citizenship?


- Yes
- No


Back

Next

N-600K-010 PRA REV – CHILD'S FAMILY

N-600K, Application for
Citizenship and Issuance
of Certificate Under
Section 322

Getting Started 

About Child 

Child's Family 


U.S. citizen parent 

Parent's U.S. citizenship


Child's other parent

Physical presence

Child's Interview 

Evidence 

Additional Information 

Review and Submit 

What is the other parent's current legal name?

The parent's legal name is the name on their birth certificate, unless it changed after birth by legal action such as marriage or court order. Do not provide a nickname here.

Given name (first name) Middle name

Family name (last name)

What is their date of birth?

What is their country of birth?

What is their country of citizenship or nationality?

What is the other parent's physical address?

Provide the address where the other parent now resides.

Note: If the other parent does not have a State or Province, enter the name of the city or town again in those fields. If the other parent does not have a ZIP or Postal Code, enter 00000 in the ZIP or Postal Code field.

Their physical address is the same as the U.S. citizen parent.

Country

Address line 1

Street number and name (Do **not** provide a PO Box unless it is the **ONLY** address.)

Address line 2

Apartment, suite, unit, or floor

City or town State/Province ZIP code/Postal code

Provide a 5 or 9-digit ZIP code.


[Back](#)

[Next](#)

N-600K-010 PRA REV – CHILD'S FAMILY

N-600K, Application for
Citizenship and Issuance
of Certificate Under
Section 322

Getting Started 

About Child 

Child's Family 


U.S. citizen parent 

Parent's U.S. citizenship

Child's other parent

Physical presence

Child's Interview 

Evidence 

Additional Information 

Review and Submit 

When did the U.S. citizen parent or U.S. citizen grandparent live in the United States?

Provide the dates that the U.S. citizen parent **or U.S. citizen** grandparent was present in the United States. If the U.S. citizen parent has not been physically present in the United States for five years (two years of which were after 14 years of age) **provide information about the physical presence of the U.S. citizen grandparent.**

Note: A U.S. citizen parent who is a member of the U.S. armed forces may count any time they resided outside the United States on official military orders towards the physical presence requirements under INA section 322(a)(2) as long as the child is residing outside the United States with the U.S. citizen parent per official military orders at the time of filing.

Select who you will be providing information for

- U.S. Citizen Parent
- U.S. Citizen Grandparent

Period of physical presence in the United States

From	To
<input type="text" value="MM/DD/YYYY"/>	<input type="text" value="MM/DD/YYYY"/>

[+ Add another period](#)


[Back](#)

[Next](#)

N-600K-010 PRA REV – CHILD'S FAMILY

N-600K, Application for
Citizenship and Issuance
of Certificate Under
Section 322

Getting Started 

About Child 

Child's Family 


U.S. citizen parent 

Parent's U.S. citizenship

Child's other parent

Physical presence

Child's Interview 

Evidence 

Additional Information 

Review and Submit 


When did the U.S. citizen parent or U.S. citizen grandparent live in the United States?

Provide the dates that the U.S. citizen parent **or U.S. citizen** grandparent was present in the United States. If the U.S. citizen parent has not been physically present in the United States for five years (two years of which were after 14 years of age) **provide information about the physical presence of the U.S. citizen grandparent.**

Note: A U.S. citizen parent who is a member of the U.S. armed forces may count any time they resided outside the United States on official military orders towards the physical presence requirements under INA section 322(a)(2) as long as the child is residing outside the United States with the U.S. citizen parent per official military orders at the time of filing.

Select who you will be providing information for

- U.S. Citizen Parent
- U.S. Citizen Grandparent

 If the child is relying on the grandparent's physical presence in the United States, then the grandparent must be a U.S. citizen.

If the U.S. citizen parent is deceased, the grandparent must have been a U.S. citizen at the time of death of the U.S. citizen parent.

Period of physical presence in the United States

From

To

MM/DD/YYYY

MM/DD/YYYY

[+ Add another period](#)


[Back](#)

[Next](#)

N-600K-010 PRA REV – CHILD'S FAMILY

N-600K, Application for
Citizenship and Issuance
of Certificate Under
Section 322

Getting Started 

About Child 

Child's Family 

U.S. citizen parent 

Parent's U.S. citizenship


Child's other parent

Physical presence

**U.S. citizen grandparent
or U.S. citizen legal
guardian**

Grandparent's or legal
guardian's U.S. citizenship

Child's interview 

Evidence 

Additional Information 

Review and Submit 

1 If the child's U.S. citizen parent is deceased and you are the child's U.S. citizen grandparent or the child's U.S. citizen legal guardian, provide information about yourself.

If you are the U.S. citizen parent, and you will rely on the child's grandparent's physical presence, please provide the child's U.S. citizen grandparent's information.

What is the U.S. citizen grandparent's or U.S. citizen legal guardian's current legal name?

The grandparent's or legal guardian's legal name is the name on their birth certificate, unless it changed after birth by legal action such as marriage or court order. Do not provide a nickname here.

Given name (first name)

Middle name (if applicable)

Family name (last name)

What is their date of birth?

What is their country of birth?

What is the grandparent's or legal guardian's current physical address?

Provide the address where the U.S. citizen grandparent or U.S. citizen legal guardian now resides.

Note: If the person does not have a State or Province, enter the name of the city or town again in those fields. If the person does not have a ZIP or Postal Code, enter 00000 in the ZIP or Postal Code field.

Country

Address line 1

Street number and name (Do **not** provide a PO Box unless it is the **ONLY** address.)

Address line 2

Apartment, suite, unit, or floor

City or town

State/Province

ZIP code/Postal code

Provide a 5 or 9-digit ZIP code.


[Back](#)

[Next](#)

N-600K-010 PRA REV – CHILD'S FAMILY

N-600K, Application for
Citizenship and Issuance
of Certificate Under
Section 322

Getting Started 

About Child 

Child's Family 

U.S. citizen parent 

Parent's U.S. citizenship


Child's other parent

Physical presence

U.S. citizen grandparent or
U.S. citizen legal guardian

**Grandparent's or legal
guardian's U.S.
citizenship**

Child's Interview 

Evidence 

Additional Information 

Review and Submit 

i If the child's U.S. citizen parent is deceased and you are the child's U.S. citizen grandparent or the child's U.S. citizen legal guardian, provide information about yourself.

If you are the U.S. citizen parent, and you will rely on the child's grandparent's physical presence, please provide the child's U.S. citizen grandparent's information.

The child's U.S. citizen grandparent or U.S. citizen legal guardian is a U.S. citizen by:

- Birth in the United States
- Acquisition after birth through U.S. Citizen Parent(s)
- Birth **outside the United States** to U.S. Citizen Parent(s)
- Naturalization

Has the U.S. citizen grandparent or legal guardian ever lost their U.S. citizenship or taken any action that would cause loss of U.S. citizenship?

- Yes
- No


Back

Next

N-600K-010 PRA REV – CHILD'S FAMILY

N-600K, Application for
Citizenship and Issuance
of Certificate Under
Section 322

Getting Started 

About Child 

Child's Family 

U.S. citizen parent 

Parent's U.S. citizenship


Child's other parent

Physical presence

U.S. citizen grandparent or
U.S. citizen legal guardian

**Grandparent's or legal
guardian's U.S.
citizenship**

Child's Interview 

Evidence 

Additional Information 

Review and Submit 

i If the child's U.S. citizen parent is deceased and you are the child's U.S. citizen grandparent or the child's U.S. citizen legal guardian, provide information about yourself.

If you are the U.S. citizen parent, and you will rely on the child's grandparent's physical presence, please provide the child's U.S. citizen grandparent's information.

The child's U.S. citizen grandparent or U.S. citizen legal guardian is a U.S. citizen by:

- Birth in the United States
- Acquisition after birth through U.S. Citizen Parent(s)
- Birth **outside the United States** to U.S. Citizen Parent(s)
- Naturalization

Has the U.S. citizen grandparent or legal guardian ever lost their U.S. citizenship or taken any action that would cause loss of U.S. citizenship?

- Yes
- No

Provide an explanation regardless of whether U.S. citizenship has since been regained.

0 / 500


Back

Next

N-600K-010 PRA REV – CHILD'S FAMILY

N-600K, Application for
Citizenship and Issuance
of Certificate Under
Section 322

Getting Started 

About Child 

Child's Family 

U.S. citizen parent 

Parent's U.S. citizenship


Child's other parent

Physical presence

U.S. citizen grandparent or
U.S. citizen legal guardian

**Grandparent's or legal
guardian's U.S.
citizenship**

Child's Interview 

Evidence 

Additional Information 

Review and Submit 

i If the child's U.S. citizen parent is deceased and you are the child's U.S. citizen grandparent or the child's U.S. citizen legal guardian, provide information about yourself.

If you are the U.S. citizen parent, and you will rely on the child's grandparent's physical presence, please provide the child's U.S. citizen grandparent's information.

The child's U.S. citizen grandparent or U.S. citizen legal guardian is a U.S. citizen by:

- Birth in the United States
- Acquisition after birth through U.S. Citizen Parent(s)
- Birth **outside the United States** to U.S. Citizen Parent(s)
- Naturalization

What is the grandparent's or legal guardian's A-Number?

They do not have or know their A-Number

A-

Provide a 7, 8, or 9-digit number. If your A-Number is fewer than 9 digits, the system will automatically add zero(s) after the "A" and before the first digit so there is a total of 9 digits, for example: A-001234567.

Has the U.S. citizen grandparent or legal guardian ever lost their U.S. citizenship or taken any action that would cause loss of U.S. citizenship?

- Yes
- No


Back

Next

N-600K-010 PRA REV – CHILD'S FAMILY

N-600K, Application for
Citizenship and Issuance
of Certificate Under
Section 322

Getting Started 

About Child 

Child's Family 

U.S. citizen parent 

Parent's U.S. citizenship

Child's other parent


Physical presence

U.S. citizen grandparent or
U.S. citizen legal guardian

Grandparent's or legal
guardian's U.S. citizenship


Legal guardian's other
information

Child's Interview 

Evidence 

Additional Information 

Review and Submit 

 Only provide information if you are the U.S. citizen legal guardian to the child.

When did your legal guardianship begin?

MM/DD/YYYY

What is the name of the authority that **granted you legal guardianship**?

What is the address of the authority that **granted you legal guardianship**?

Country

Address line 1

Street number and name

Address line 2

Apartment, suite, unit, or floor

City or town

State/Province

ZIP code/Postal code

Provide a 5 or 9-digit ZIP code.

Back


Next

Child's Interview

N-600K-010 PRA REV – CHILD’S INTERVIEW

N-600K, Application for
Citizenship and Issuance
of Certificate Under
Section 322


Getting Started 

About Child 

Child's Family 

Child's Interview 

Interview request

Evidence 

Additional Information 

Review and Submit 

Where would you prefer to have your interview?

Provide information about the location where you prefer to have the interview and a date range when you are available for the interview. We will attempt to accommodate the requested preferences.

[Find the closest USCIS office by using our Field Office Locator.](#)

USCIS office location

City or town

State

When would you prefer to be interviewed?

The interview date range should be at least 90 days after filing Form N-600K and must occur before the child's 18th birthday.

From

To

Back

Next

Evidence

N-600K-010 PRA REV – EVIDENCE

N-600K, Application for
Citizenship and Issuance
of Certificate Under
Section 322

Getting Started ▼

About Child ▼

Child's Family ▼

Child's Interview ▼

Evidence ▲

2" x 2" photo of child

Additional Information ▼

Review and Submit ▼

2" x 2" Photo of Child

Upload **two copies of a recent** color photograph of the child taken recently. The photograph must measure 2 inches by 2 inches, with the child's face measuring 1 inch to 1 3/8 inch from their chin to the top of their head. The child's eyes should be between 1 1/8 inch and 1 3/8 inch from the bottom of the photo.

Make sure the whole face is visible, the child is facing the camera directly, and the background is white or off-white. The child's head must be bare, unless contrary to the child's religious **beliefs**.

If you need help understanding the photo requirements or want to resize, rotate, or crop your photo, **you can use the [Department of State's photo composition tools](#)**.

File requirements

- Clear and readable
- Accepted file formats: JPG, JPEG, PDF, TIF or TIFF
- No encrypted or password-protected files
- If your documents are in a foreign language, upload a full English translation and the translator's certification with each original document.
- Upload no more than five documents at a time
- Accepted file name characters: English letters, numbers, spaces, periods, hyphens, underscores, and parentheses
- Maximum size: 12MB per file

[Choose](#) or drop files here to upload


Back

Next

N-600K-010 PRA REV – EVIDENCE


N-600K, Application for
Citizenship and Issuance
of Certificate Under
Section 322

Getting Started 

About Child 

Child's Family 

Child's Interview 

Evidence 

Child's birth certificate

Additional Information 

Review and Submit 

Child's Birth Certificate

Upload a copy or image of the child's birth certificate or record that was issued and certified by a civil authority in their country of birth.

File requirements

- Clear and readable
- Accepted file formats: JPG, JPEG, PDF, TIF or TIFF
- No encrypted or password-protected files
- If your documents are in a foreign language, upload a full English translation and the translator's certification with each original document.
- Upload no more than five documents at a time
- Accepted file name characters: English letters, numbers, spaces, periods, hyphens, underscores, and parentheses
- Maximum size: 12MB per file

[Choose](#) or drop files here to upload

Back

Next

N-600K-010 PRA REV – EVIDENCE

N-600K, Application for
Citizenship and Issuance
of Certificate Under
Section 322

Getting Started ▼

About Child ▼

Child's Family ▼

Child's Interview ▼

Evidence ▲

**U.S. citizen parent's birth
certificate or record**

Additional Information ▼

Review and Submit ▼

U.S. Citizen Parent's Birth Certificate or Record

Upload a copy or image of the U.S. citizen parent's birth certificate or record that was issued and certified by a civil authority in their country of birth.

File requirements

- Clear and readable
- Accepted file formats: JPG, JPEG, PDF, TIF or TIFF
- No encrypted or password-protected files
- If your documents are in a foreign language, upload a full English translation and the translator's certification with each original document.
- Upload no more than five documents at a time
- Accepted file name characters: English letters, numbers, spaces, periods, hyphens, underscores, and parentheses
- Maximum size: 12MB per file

[Choose](#) or drop files here to upload


Back

Next

N-600K-010 PRA REV – EVIDENCE

N-600K, Application for
Citizenship and Issuance
of Certificate Under
Section 322

Getting Started 

About Child 

Child's Family 

Child's Interview 

Evidence 

**U.S. citizen parent's
marriage certificates**

Additional Information 

Review and Submit 

U.S. Citizen Parent's Marriage Certificates

Upload a copy or [image of the U.S.](#) citizen parent's marriage certificate that was issued and certified by a civil authority in the state or country of [marriage](#).

File requirements

- Clear and readable
- Accepted file formats: JPG, JPEG, PDF, TIF or TIFF
- No encrypted or password-protected files
- If your documents are in a foreign language, upload a full English translation and the translator's certification with each original document.
- Upload no more than five documents at a time
- Accepted file name characters: English letters, numbers, spaces, periods, hyphens, underscores, and parentheses
- Maximum size: 12MB per file

[Choose](#) or drop files here to upload

Back

Next

N-600K-010 PRA REV – EVIDENCE

N-600K, Application for
Citizenship and Issuance
of Certificate Under
Section 322

Getting Started ▼

About Child ▼

Child's Family ▼

Child's Interview ▼

Evidence ▲

**U.S. citizen parent's
marriage termination
documents**

Additional Information ▼

Review and Submit ▼

U.S. Citizen Parent's Marriage Termination Documents

Upload a copy or image of the certified divorce decree, death certificate, or annulment document that **terminated the U.S. citizen parent's marriage.**

File requirements

- Clear and readable
- Accepted file formats: JPG, JPEG, PDF, TIF or TIFF
- No encrypted or password-protected files
- If your documents are in a foreign language, upload a full English translation and the translator's certification with each original document.
- Upload no more than five documents at a time
- Accepted file name characters: English letters, numbers, spaces, periods, hyphens, underscores, and parentheses
- Maximum size: 12MB per file

[Choose](#) or drop files here to upload


Back

Next

N-600K-010 PRA REV – EVIDENCE

N-600K, Application for
Citizenship and Issuance
of Certificate Under
Section 322

Getting Started 

About Child 

Child's Family 

Child's Interview 

Evidence 

**Proof of U.S. citizenship
of qualifying parent or
grandparent**

Additional Information 

Review and Submit 

Proof of U.S. Citizenship of Qualifying Parent or Grandparent

Upload a copy or image of the U.S. citizen parent's proof of U.S. citizenship.

Upload documents for the U.S. citizen grandparent if the parent does not meet the requirement. Examples include:

- A U.S. birth certificate;
- Form N-550, Certificate of Naturalization;
- Form H-560, Certificate of Citizenship;
- Form FS-240, Consular Report of Birth Abroad of United States Citizen; or
- A valid unexpired U.S. passport.

File requirements

- Clear and readable
- Accepted file formats: JPG, JPEG, PDF, TIF or TIFF
- No encrypted or password-protected files
- If your documents are in a foreign language, upload a full English translation and the translator's certification with each original document.
- Upload no more than five documents at a time
- Accepted file name characters: English letters, numbers, spaces, periods, hyphens, underscores, and parentheses
- Maximum size: 12MB per file

[Choose](#) or drop files here to upload


Back

Next

N-600K-010 PRA REV – EVIDENCE

N-600K, Application for
Citizenship and Issuance
of Certificate Under
Section 322

Getting Started 


About Child 

Child's Family 

Child's Interview 

Evidence 

**Proof of U.S. citizen
parent's death**

Additional Information 

Review and Submit 

Proof of U.S. Citizen Parent's Death

Upload evidence to prove that the U.S. citizen parent died within the last five years.

File requirements

- Clear and readable
- Accepted file formats: JPG, JPEG, PDF, TIF or TIFF
- No encrypted or password-protected files
- If your documents are in a foreign language, upload a full English translation and the translator's certification with each original document.
- Upload no more than five documents at a time
- Accepted file name characters: English letters, numbers, spaces, periods, hyphens, underscores, and parentheses
- Maximum size: 12MB per file

[Choose](#) or drop files here to upload

Back

Next

N-600K-010 PRA REV – EVIDENCE

N-600K, Application for
Citizenship and Issuance
of Certificate Under
Section 322

Getting Started ▼

About Child ▼

Child's Family ▼

Child's Interview ▼

Evidence ▲

**Child's proof of
legitimation**

Additional Information ▼

Review and Submit ▼

Child's Proof of Legitimation

If the child was born out of wedlock and their U.S. citizen parent is their father, upload a copy or image of evidence establishing legitimation. Documents must establish legitimation under the laws of the child's or parent's residence or domicile. The child must have been in legal custody of the parents at the time of legitimation.

[Find more information about legitimation here.](#)

File requirements

- Clear and readable
- Accepted file formats: JPG, JPEG, PDF, TIF or TIFF
- No encrypted or password-protected files
- If your documents are in a foreign language, upload a full English translation and the translator's certification with each original document.
- Upload no more than five documents at a time
- Accepted file name characters: English letters, numbers, spaces, periods, hyphens, underscores, and parentheses
- Maximum size: 12MB per file

[Choose](#) or drop files here to upload


Back

Next

N-600K-010 PRA REV – EVIDENCE

N-600K, Application for
Citizenship and Issuance
of Certificate Under
Section 322

Getting Started 

About Child 

Child's Family 

Child's Interview 

Evidence 

**Proof of legal
guardianship**

Additional Information 

Review and Submit 

Proof of legal guardianship

If you are the U.S. citizen legal guardian to the child, upload a copy or image of certified evidence of legal guardianship issued by the legal authority of the guardian's residence or domicile.

File requirements

- Clear and readable
- Accepted file formats: JPG, JPEG, PDF, TIF or TIFF
- No encrypted or password-protected files
- If your documents are in a foreign language, upload a full English translation and the translator's certification with each original document.
- Upload no more than five documents at a time
- Accepted file name characters: English letters, numbers, spaces, periods, hyphens, underscores, and parentheses
- Maximum size: 12MB per file

[Choose](#) or drop files here to upload


Back

Next

N-600K-010 PRA REV – EVIDENCE

N-600K, Application for
Citizenship and Issuance
of Certificate Under
Section 322

Getting Started 

About Child 

Child's Family 

Child's Interview 

Evidence 

**U.S. citizen parent's proof
of legal and physical
custody**

Additional Information 

Review and Submit 

U.S. Citizen Parent's Proof of Legal and Physical Custody

Upload a copy or image of **any documents showing** that the qualifying U.S. citizen parent has legal and physical custody of the child.

File requirements

- Clear and readable
- Accepted file formats: JPG, JPEG, PDF, TIF or TIFF
- No encrypted or password-protected files
- If your documents are in a foreign language, upload a full English translation and the translator's certification with each original document.
- Upload no more than five documents at a time
- Accepted file name characters: English letters, numbers, spaces, periods, hyphens, underscores, and parentheses
- Maximum size: 12MB per file

[Choose](#) or drop files here to upload


[Back](#)

[Next](#)

N-600K-010 PRA REV – EVIDENCE

N-600K, Application for
Citizenship and Issuance
of Certificate Under
Section 322

Getting Started 

About Child 

Child's Family 

Child's Interview 

Evidence 

**Child's proof of lawful
admission and
maintenance of lawful
status**

Additional Information 

Review and Submit 

Child's Proof of Lawful Admission and Maintenance of Lawful Status

Note: If you are not in the United States when filing this form, do not upload the following evidence.

Form I-94, Arrival-Departure Record, is required, if available, at the time of interview for all children seeking citizenship under INA section 322, except for eligible children of members of the U.S. Armed Forces.

If U.S. Customs and Border Protection (CBP) or USCIS issued Form I-94, Arrival-Departure Record to the child, provide Form I-94 number and the date that the child's authorized period of stay expires or expired (as shown on Form I-94). The Form I-94 number also is known as the Departure Number on some versions of Form I-94. If the child does not have an I-94 number, one of the following scenarios may apply:

- **If CBP or USCIS issued Form I-94 to the child, but it is now lost or destroyed**, he or she may apply for a replacement by filing Form I-102, Application for Replacement/Initial Nonimmigrant Arrival-Departure Document.
- **If CBP or USCIS did not issue Form I-94 to the child and he or she believes that Form I-94 should have been issued**, the person filing this form may contact the agency that should have issued it to attempt to resolve the matter.
- **If CBP did not issue Form I-94 to the child because it captured arrival information electronically**, type or print "N/A" in the fields that request an I-94 Arrival-Departure Record Number. In this instance, it is important for the child to provide a passport or travel document number where it is requested on the application. (See below.)

Note: If the child was admitted to the United States by CBP at an airport or seaport after April 30, 2013, he or she may have been issued an electronic Form I-94 by CBP, instead of a paper Form I-94. You may visit the CBP website at www.cbp.gov/i94 to obtain a paper version of an electronic Form I-94. CBP does not charge a fee for this service. Some travelers admitted to the United States at a land border, airport, or seaport, after April 30, 2013 with a passport or travel document, who were issued a paper Form I-94 by CBP, may also be able to obtain a replacement Form I-94 from the CBP website without charge. If you cannot obtain your Form I-94 from the CBP website, you may obtain it by filing Form I-102, Application for Replacement/Initial Nonimmigrant Arrival-Departure Record, with USCIS. USCIS does charge a fee for this service. See the USCIS website at www.uscis.gov/I-102 for more information.

File requirements

- Clear and readable
- Accepted file formats: JPG, JPEG, PDF, TIF or TIFF
- No encrypted or password-protected files
- If your documents are in a foreign language, upload a full English translation and the translator's certification with each original document.
- Upload no more than five documents at a time
- Accepted file name characters: English letters, numbers, spaces, periods, hyphens, underscores, and parentheses
- Maximum size: 12MB per file

[Choose](#) or drop files here to upload


Back

Next

N-600K-010 PRA REV – EVIDENCE

N-600K, Application for
Citizenship and Issuance
of Certificate Under
Section 322

Getting Started 

About Child 

Child's Family 

Child's Interview 

Evidence 

**Child's passport and
travel document numbers**

Additional Information 

Review and Submit 

Child's Passport and Travel Document Numbers

If the child used a passport or travel document to travel to the United States, **provide a copy of the passport or travel document**, even if the passport or travel document is currently expired.

File requirements

- Clear and readable
- Accepted file formats: JPG, JPEG, PDF, TIF or TIFF
- No encrypted or password-protected files
- If your documents are in a foreign language, upload a full English translation and the translator's certification with each original document.
- Upload no more than five documents at a time
- Accepted file name characters: English letters, numbers, spaces, periods, hyphens, underscores, and parentheses
- Maximum size: 12MB per file

[Choose](#) or drop files here to upload

Back

Next

N-600K-010 PRA REV – EVIDENCE

N-600K, Application for
Citizenship and Issuance
of Certificate Under
Section 322

Getting Started ▼

About Child ▼

Child's Family ▼

Child's Interview ▼

Evidence ▲

**Proof of required physical
residence**

Additional Information ▼

Review and Submit ▼

Proof of Required Physical Residence

Upload a copy or image of any document that proves the U.S. citizen parent's or grandparent's (if applicable) physical presence in the United States. Physical presence is calculated in the aggregate and includes time accrued in the United States even during periods when not a U.S. citizen. For example:

- School, employment, or military records;
- Deeds, mortgages, or leases showing residence;
- U.S. Social Security Administration reports;
- Attestations by churches, unions, or other organizations; or
- Affidavits by third parties having knowledge of the parent's (or grandparent's) physical presence; or
- Passport copies showing all entries and exits.

File requirements

- Clear and readable
- Accepted file formats: JPG, JPEG, PDF, TIF or TIFF
- No encrypted or password-protected files
- If your documents are in a foreign language, upload a full English translation and the translator's certification with each original document.
- Upload no more than five documents at a time
- Accepted file name characters: English letters, numbers, spaces, periods, hyphens, underscores, and parentheses
- Maximum size: 12MB per file

[Choose](#) or drop files here to upload


Back

Next

N-600K-010 PRA REV – EVIDENCE

N-600K, Application for
Citizenship and Issuance
of Certificate Under
Section 322

Getting Started 

About Child 

Child's Family 

Child's Interview 

Evidence 

**Evidence the child is the
adopted child of a U.S.
citizen parent**

Additional Information 

Review and Submit 

Evidence the Child is the Adopted Child of a U.S. Citizen Parent

Upload copies or images of evidence related to the child's adoption. You must provide copies of:

- A full, final, and complete adoption decree; AND
- Notice of Approval of Form I-600, Petition to Classify Orphan as an Immediate Relative and supporting documentation for the petition (except home study), if the child was adopted under INA section 101(b)(1)(F) through the orphan process; or
- Notice of Approval of Form I-800, Petition to Classify Convention Adoptee as an Immediate Relative and supporting documentation for the petition, if the child was adopted under INA section 101(b)(1)(G) through the Hague Adoption Convention process; or
- Evidence the child has been admitted to the United States on an IR-3, IR-4, IH-3, or IH-4 visa; or
- Evidence the child was adopted before age 16 (or age 18 if the INA section 101(b)(1)(E)(ii) sibling exception applies) and that the adoptive parent had 2 years of legal custody and joint residence with the child, if the child meets requirements for family-based adoption under INA section 101(b)(1)(E).

Note: You are required to submit this evidence, unless such documents are already contained in the USCIS administrative record or do not apply.

File requirements

- Clear and readable
- Accepted file formats: JPG, JPEG, PDF, TIF or TIFF
- No encrypted or password-protected files
- If your documents are in a foreign language, upload a full English translation and the translator's certification with each original document.
- Upload no more than five documents at a time
- Accepted file name characters: English letters, numbers, spaces, periods, hyphens, underscores, and parentheses
- Maximum size: 12MB per file

[Choose](#) or drop files here to upload


Back

Next

N-600K-010 PRA REV – EVIDENCE

N-600K, Application for
Citizenship and Issuance
of Certificate Under
Section 322

Getting Started 

About Child 

Child's Family 

Child's Interview 

Evidence 

**Child's legal name and
date of birth changes**

Additional Information 

Review and Submit 

Evidence of Child's Legal Name and Date of Birth Changes

Upload a copy or image of the legal documents showing a name change or date of birth, issued and certified by the court that authorized the changes. Examples include:

- Marriage **certificate**;
- Divorce **decree**;
- Adoption **decree**; or
- Court **document**.

File requirements

- Clear and readable
- Accepted file formats: JPG, JPEG, PDF, TIF or TIFF
- No encrypted or password-protected files
- If your documents are in a foreign language, upload a full English translation and the translator's certification with each original document.
- Upload no more than five documents at a time
- Accepted file name characters: English letters, numbers, spaces, periods, hyphens, underscores, and parentheses
- Maximum size: 12MB per file

[Choose](#) or drop files here to upload


Back

Next

N-600K-010 PRA REV – EVIDENCE

N-600K, Application for
Citizenship and Issuance
of Certificate Under
Section 322

Getting Started 

About Child 

Child's Family 

Child's Interview 

Evidence 

**Child's marriage
certificates**

Additional Information 

Review and Submit 

Child's **Marriage Certificates**

Upload a copy or image of the child's marriage certificate that was issued and certified by a civil authority in the state or country of marriage.

File requirements

- Clear and readable
- Accepted file formats: JPG, JPEG, PDF, TIF or TIFF
- No encrypted or password-protected files
- If your documents are in a foreign language, upload a full English translation and the translator's certification with each original document.
- Upload no more than five documents at a time
- Accepted file name characters: English letters, numbers, spaces, periods, hyphens, underscores, and parentheses
- Maximum size: 12MB per file

[Choose](#) or drop files here to upload

Back

Next

N-600K-010 PRA REV – EVIDENCE

N-600K, Application for
Citizenship and Issuance
of Certificate Under
Section 322

Getting Started ▼

About Child ▼

Child's Family ▼

Child's Interview ▼

Evidence ▲

**Child's marriage
termination documents**

Additional Information ▼

Review and Submit ▼

Child's **Marriage Termination Documents**

Upload a copy or image of the certified divorce decree, death certificate, or annulment document that terminated the child's marriage.

File requirements

- Clear and readable
- Accepted file formats: JPG, JPEG, PDF, TIF or TIFF
- No encrypted or password-protected files
- If your documents are in a foreign language, upload a full English translation and the translator's certification with each original document.
- Upload no more than five documents at a time
- Accepted file name characters: English letters, numbers, spaces, periods, hyphens, underscores, and parentheses
- Maximum size: 12MB per file

[Choose](#) or drop files here to upload


Back

Next

N-600K-010 PRA REV – EVIDENCE

N-600K, Application for
Citizenship and Issuance
of Certificate Under
Section 322

Getting Started 

About Child 

Child's Family 

Child's Interview 

Evidence 

Secondary evidence

Additional Information 

Review and Submit 

Secondary Evidence

If a required document is unavailable, you must provide a typed or printed explanation of the reasons why required documents are unavailable and submit secondary evidence to establish eligibility. Secondary evidence must overcome the unavailability of the required documents. USCIS may request an original typed or printed statement from the appropriate government or other legal authority to support your claim that the documents **are unavailable**.

The following are examples of secondary evidence may be submitted to establish eligibility:

- Baptismal **Certificate**;
- School **Record**;
- Census **Records**; or
- Affidavits (if other types of secondary evidence are not available).
Typed or printed statements sworn to (or affirmed) by two people who have personal knowledge of the claimed event. Affidavits must overcome the unavailability of both required documents and secondary evidence.

File requirements

- Clear and readable
- Accepted file formats: JPG, JPEG, PDF, TIF or TIFF
- No encrypted or password-protected files
- If your documents are in a foreign language, upload a full English translation and the translator's certification with each original document.
- Upload no more than five documents at a time
- Accepted file name characters: English letters, numbers, spaces, periods, hyphens, underscores, and parentheses
- Maximum size: 12MB per file

[Choose](#) or drop files here to upload

Back


Next

Additional Information

NO CHANGE TO N-600K-010 PRA REV – ADDITIONAL INFORMATION


N-600K, Application for
Citizenship and Issuance
of Certificate Under
Section 322

Getting Started 

About Child 

Child's Family 

Child's Interview 

Evidence 

Additional Information 

Additional Information

Review and Submit 

Additional Information

If you need to provide any additional information for any of your answers to the questions in this form, enter it into the space below. You should include the questions that you are referencing.

If you do not need to provide any additional information, you may leave this section blank.

[+ Add a response](#)


[Back](#)

[Next](#)

NO CHANGE TO N-600K-010 PRA REV – ADDITIONAL INFORMATION


N-600K, Application for
Citizenship and Issuance
of Certificate Under
Section 322

Getting Started 

About Child 

Child's Family 

Child's Interview 

Evidence 

Additional Information 

Additional Information

Review and Submit 

Additional Information

If you need to provide any additional information for any of your answers to the questions in this form, enter it into the space below. You should include the questions that you are referencing.

If you do not need to provide any additional information, you may leave this section blank.

Section

Page

Question

Additional information

0 / 500


Save response

Cancel

NO CHANGE TO N-600K-010 PRA REV – ADDITIONAL INFORMATION


N-600K, Application for
Citizenship and Issuance
of Certificate Under
Section 322

Getting Started 

About Child 

Child's Family 

Child's Interview 

Evidence 

Additional Information 

Additional Information

Review and Submit 

Additional Information

If you need to provide any additional information for any of your answers to the questions in this form, enter it into the space below. You should include the questions that you are referencing.

If you do not need to provide any additional information, you may leave this section blank.

[+ Add a response](#)

Name	Action
On whose behalf are you filing this form Additional information.	 Edit  Delete







[Back](#)

[Next](#)

Review and Submit

N-600K-010 PRA REV – REVIEW AND SUBMIT

N-600K, Application for
Citizenship and Issuance
of Certificate Under
Section 322

- Getting Started 
- About Child 
- Child's Family 
- Child's Interview 
- Evidence 
- Additional Information 

Review and Submit

Review your application

Your application summary

Applicant's certification
and signature


Check your application before you submit

Please review **your application** and **check it for accuracy and** completeness before you submit it.

We encourage you to provide as many responses as you can throughout **the application**. **Missing** or incomplete information may slow down the review process after you submit **your application**.

You can return to this page to review **your application** as many times as you want before you submit it.


Your fee

 Your form filing fee is: \${XXX}

Refund policy: USCIS does not refund fees, regardless of any action we take on your application, petition or request, or how long USCIS takes to reach a decision. By continuing this transaction, you acknowledge that you must submit fees in the exact amount and that you are paying the fees for a government service.

Alerts and warning

A green alert means you have completed all required fields and responses.

 We found no alerts or warnings in your declaration.


Back

Next

N-600K-010 PRA REV – REVIEW AND SUBMIT


N-600K, Application for
Citizenship and Issuance
of Certificate Under
Section 322

Getting Started 

About Child 

Child's Family 

Child's Interview 

Evidence 

Additional Information 

Review and Submit 

Review your application

**Your application
summary**

**Applicant's certification
and signature**

Review the N-600K form information

Here is a summary of all the information you provided in your application.

Make sure you have provided responses for everything that applies to you before you submit your application. You can edit your responses by going to each application section using the site navigation.

We also prepared a draft case snapshot with your responses, which you can download below.

 [View draft case snapshot](#)  [Print](#)

Getting Started

Preparer or interpreter information

Is someone assisting you with completing this application? Yes

Is a preparer assisting you with completing this application? Yes

Is an interpreter assisting you with completing this application? Yes

Preparer or interpreter information

Is someone assisting you with completing this application? Yes

Is a preparer assisting you with completing this application? Yes

Is an interpreter assisting you with completing this application? Yes


[Back](#)

[Next](#)

N-600K-010 PRA REV – REVIEW AND SUBMIT


N-600K, Application for
Citizenship and Issuance
of Certificate Under
Section 322

Getting Started 

About Child 

Child's Family 

Child's Interview 

Evidence 

Additional Information 

Review and Submit 

Review your application

Your application summary

**Preparer's certification
and signature**

Preparer signature

Interpreter's certification
and signature

Interpreter signature

Applicant's certification
and signature





Preparer's certification and signature

Your preparer must read and agree to the certification below.



I certify, under penalty of perjury, that I prepared this application for the applicant at their request and with express consent and that all of the responses and information contained in and submitted with the application are complete, true, and correct and reflects only information provided by the applicant. The applicant reviewed the responses and information and informed me that they understand the responses and information in or submitted with the application.

As the applicant's preparer, you must sign on paper and provide your signature page to the applicant. Follow these steps:

-  1. [Download the Preparer Signature page](#)
-  2. Print the Preparer Signature page
-  3. Read and sign the Preparer Signature page
-  4. Give the signed Preparer Signature page to the applicant

The applicant will need to scan and upload your completed signature page on the next screen.

[Back](#)

[Next](#)

N-600K-010 PRA REV – REVIEW AND SUBMIT

N-600K, Application for
Citizenship and Issuance
of Certificate Under
Section 322

- Getting Started ▾
- About Child ▾
- Child's Family ▾
- Child's Interview ▾
- Evidence ▾
- Additional Information ▾

Review and Submit ▲

Review your application

Your application summary

Preparer's certification
and signature

Preparer signature

Interpreter's certification
and signature

Interpreter signature

Applicant's certification
and signature

Preparer's Signature Upload

Scan and upload your preparer's completed signature page below.

File requirements

- Clear and readable
- Accepted file formats: JPG, JPEG, PDF, TIF or TIFF
- No encrypted or password-protected files
- If your documents are in a foreign language, upload a full English translation and the translator's certification with each original document.
- Upload no more than five documents at a time
- Accepted file name characters: English letters, numbers, spaces, periods, hyphens, underscores, and parentheses
- Maximum size: 12MB per file

[Choose](#) or drop files here to upload

Back

Next

N-600K-010 PRA REV – REVIEW AND SUBMIT

N-600K, Application for
Citizenship and Issuance
of Certificate Under
Section 322

- Getting Started ▾
- About Child ▾
- Child's Family ▾
- Child's Interview ▾
- Evidence ▾
- Additional Information ▾

Review and Submit ▲

Review your application

Your application summary

Preparer's certification
and signature

Preparer signature

**Interpreter's certification
and signature**

Interpreter signature

Applicant's certification
and signature





Interpreter's certification and signature

Your interpreter must read and agree to the certification below.



I certify, under penalty of perjury that: I am fluent in English and the language provided in the Getting Started section of this application, and I have **interpreted every question on the application and Instructions and interpreted the applicant's answers to the questions in that language, and** the applicant informed me that **they understood every instruction, question, and answer on the application.**

As the applicant's interpreter, you must sign on paper and provide your signature page to the applicant. Follow these steps:

-  1. [Download the Interpreter Signature page](#)
-  2. Print the Interpreter Signature page
-  3. Read and sign the Interpreter Signature page
-  4. Give the signed Interpreter Signature page to the applicant







The applicant will need to scan and upload your completed signature page on the next screen.

[Back](#)

[Next](#)

N-600K-010 PRA REV – REVIEW AND SUBMIT

N-600K, Application for
Citizenship and Issuance
of Certificate Under
Section 322

- Getting Started 
- About Child 
- Child's Family 
- Child's Interview 
- Evidence 
- Additional Information 

Review and Submit 

Review your application

Your application summary

Preparer's certification
and signature

Preparer signature

Interpreter's certification
and signature

Interpreter signature

Applicant's certification
and signature

Interpreter's Signature Upload

Scan and upload your interpreter's completed signature page below.

File requirements

- Clear and readable
- Accepted file formats: JPG, JPEG, PDF, TIF or TIFF
- No encrypted or password-protected files
- If your documents are in a foreign language, upload a full English translation and the translator's certification with each original document.
- Upload no more than five documents at a time
- Accepted file name characters: English letters, numbers, spaces, periods, hyphens, underscores, and parentheses
- Maximum size: 12MB per file

[Choose](#) or drop files here to upload

Back

Next

N-600K-010 PRA REV – REVIEW AND SUBMIT

N-600K, Application for
Citizenship and Issuance
of Certificate Under
Section 322

- Getting Started 
- About Child 
- Child's Family 
- Child's Interview 
- Evidence 
- Additional Information 

Review and Submit

- Review your application
- Your application summary
- Preparer's certification and signature
- Preparer signature
- Interpreter's certification and signature
- Interpreter signature
- Applicant's certification and signature**

Applicant's **certification and signature**

You must read and agree to the certification below. If you knowingly and willfully falsify or conceal a material fact or submit a false document with your application, we can deny your application and may deny any other immigration benefit. You may also face criminal prosecution and penalties provided by law.



I certify, under penalty of perjury, that I provided or authorized all of the responses and information contained in and submitted with my application, I read and understand or, if interpreted to me in a language in which I am fluent by the interpreter named in the Getting Started section, understood, all of the responses and information contained in, and submitted with, my application, and that all of the responses and the information are complete, true, and correct. Furthermore, I authorize the release of any information from any and all of my records that USCIS may need to determine my eligibility for an immigration request and to other entities and persons where necessary for the administration and enforcement of U.S. immigration law.

I have read and agree to the applicant's statement

You must provide your digital signature below by typing your full legal name. We may deny your application if you do not completely fill out this application or fail to submit required documents. We will record the date of your signature with your application.

Back

Next

N-600K-010 PRA REV – REVIEW AND SUBMIT

N-600K, Application for
Citizenship and Issuance
of Certificate Under
Section 322

- Getting Started 
- About Child 
- Child's Family 
- Child's Interview 
- Evidence 
- Additional Information 

Review and Submit

- Review your application
- Your application summary
- Preparer's certification
and signature
- Preparer signature
- Interpreter's certification
and signature
- Interpreter signature
- Applicant's certification
and signature
- Pay and submit**

Pay for and submit your application

The final step to submit **your Form N-600K, Application** for Citizenship and Issuance of Certificate Under Section 322 is to pay the required fee.

Your application fee is: \$1,170.00

Refund policy: By continuing this transaction, you agree that you are paying for a government service and that the filing fee, biometric services fee and all related financial transactions are final and not refundable, regardless of any action USCIS takes on an application, petition or request, or how long USCIS takes to reach a decision. You must submit all fees in the exact amounts.



We will send you to **Pay.gov** — our safe and secure payment website — to pay your fees and submit your form online.

Here are the steps in the payment and submission process:

1. Provide your billing information on **Pay.gov**
2. Provide your credit card or U.S. bank account information
3. Submit your payment

When you have paid your fee, your form will be submitted.

Pay.gov will redirect you to a **uscis.gov** confirmation screen, which will include your receipt number. Please keep a copy of your receipt number for your records. You can track the status of your application through your USCIS online account.

Pay and submit

[Back](#)

[Next](#)

N-600K-010 PRA REV – REVIEW AND SUBMIT

You have successfully submitted **your Form N-600K**, Application for Citizenship and Issuance of Certificate Under Section 322

We will contact you if we have any questions or need additional information. You can track the status of your request through your USCIS online account.

[Go to my cases](#)

N-600K-010 PRA REV – REVIEW AND SUBMIT

You did not submit **your Form N-600K**, Application for Citizenship and Issuance of Certificate Under Section 322

Your payment failed because your credit or debit card was declined.

You can try again now to sign and submit your requests or save and exit.

[Go to my cases](#)

N-600K-010 PRA REV – REVIEW AND SUBMIT

You did not submit **your Form N-600K**, Application for Citizenship and Issuance of Certificate Under Section 322

Your payment failed or was canceled before it could be processed on Pay.gov.

You can try again now to sign and submit your request or save your request and exit. We will save your request for 30 days from when you started it.

[Go to my cases](#)