

File a Form

Select the form you want to file online. Once you start your form, we will automatically save your information for 30 days, or from the last time you worked on the form.

Fee waiver: If you are requesting a fee waiver, you cannot file online. You must file a paper version of both the Form I-912, Request for Fee Waiver and the form for the specific benefit you are requesting. You can review the fee waiver guidance at www.uscis.gov/feewaiver.

Select the form you want to file online.

I-765, Application for Employment Authorization ▾

Use this form to request employment authorization and an Employment Authorization Document (EAD) if your immigration status allows you to work in the United States.

Note: You may apply online if your eligibility category is:

- (a)(12) - Temporary Protected Status (You are submitting an initial Form I-821 or you have an approved Form I-821);
- (c)(3)(A) - F-1 student, pre-completion OPT;
- (c)(3)(B) - F-1 student, post-completion OPT;
- (c)(3)(C) - F-1 student, 24-month extension for STEM students (students holding a degree in science, technology, engineering, or mathematics);
- (c)(8) - Applicants for Asylum under the ABC Settlement Agreement;
- (c)(8) – Application for Employment Authorization Based on Pending Form I-589, Application for Asylum or for Withholding of Removal;
- (c)(11) - Parole;
- (c)(19) - Temporary Protected Status (You have a pending Form I-821); or
- (c)(33) - Consideration of Deferred Action for Childhood Arrivals (DACA) (You must have a pending or approved Form I-821D in order to file Form I-765).

All other applicants must submit a paper [Form I-765](#).

Concurrent filing available

You can file Form I-907, Request for Premium Processing Service, if you are filing under one of the eligible categories.

If you request premium processing, we will present Form I-907 for you to complete after you sign Form I-765. This will allow you to pay for and submit both forms at the same time.

[Start form](#)

[Return to top](#)

[Topics](#) | [Contact Us](#) | [Citizenship](#) | [Schedule An Appointment](#) | [Find A Doctor](#) | [Find A Class](#)



[Contact USCIS](#)

 USCIS.gov
An official website of the [U.S. Department of Homeland Security](#)

- [About USCIS](#)
- [Freedom of Information Act](#)
- [Office of the Inspector General](#)
- [Accessibility](#)
- [No FEAR Act Data](#)
- [The White House](#)
- [Budget and Performance](#)
- [Privacy and Legal Disclaimers](#)
- [USA.gov](#)
- [DHS Components](#)
- [Site Map](#)

National Terrorism Advisory System



ACTIVE BULLETIN
READ MORE

[Put this widget on your web page](#)

I-765, Application for Employment Authorization

Certain foreign nationals who are in the United States may file Form I-765, Application for Employment Authorization, to request employment authorization and an Employment Authorization Document (EAD). Other foreign nationals whose immigration status authorizes them to work in the United States without restrictions may also use Form I-765 to apply to U.S. Citizenship and Immigration Services (USCIS) for an EAD that shows such authorization.

Foreign nationals may also apply for a Social Security number and card on Form I-765.

If you are a lawful permanent resident, a conditional permanent resident, or a nonimmigrant only authorized for employment with a specific employer under 8 CFR 274a.12(b), do not use Form I-765.

Learn more about [employment authorization](#).

Before You Start Your Application

Eligibility

You may apply online if your eligibility category is:

- (a)(12) - Temporary Protected Status (You are submitting an initial Form I-821 or you have an approved Form I-821);
- (c)(3)(A) - F-1 student, pre-completion OPT;
- (c)(3)(B) - F-1 student, post-completion OPT;
- (c)(3)(C) - F-1 student, 24-month extension for STEM students (students holding a degree in science, technology, engineering, or mathematics);
- (c)(8) - Applicants for Asylum under the ABC Settlement Agreement;
- (c)(8) – Application for Employment Authorization Based on Pending Form I-589, Application for Asylum or for Withholding of Removal;
- (c)(11) - Parole;
- (c)(19) - Temporary Protected Status (You have a pending Form I-821); or
- (c)(33) - Consideration of Deferred Action for Childhood Arrivals (DACA).

All other applicants must submit a paper [Form I-765](#).

Note: You can file Form I-907, Request for Premium Processing Service, if you are filing under one of the eligible categories. If you request premium processing, we will present Form I-907 for you to complete after you sign Form I-765. This will allow you to pay for and submit both forms at the same time.

Please review the specific filing instructions if you are filing Form I-765 under one of the following eligibility categories:

F1 Students Seeking Optional Practical Training (OPT)	▼
Temporary Protected Status (TPS)	▼
Pending Asylum and Withholding of Removal Applicants and	▼
Parole	▼
Consideration of Deferred Action for Childhood Arrivals	▼

Fee

We will automatically calculate the cost for you before you submit your application. [For specific information about fees applicable to this form, see Form G-1055](#). There is an additional fee for Premium Processing Service.

Fee waiver: If you are requesting a fee waiver, you cannot file online. You must file a paper version of both the Form I-912, Request for Fee Waiver and Form I-765, Application for Employment Authorization. You can review the fee waiver guidance at [www.uscis.gov/feewaiver](#).

Refund Policy: USCIS does not refund fees, regardless of any action we take on your application, petition or request, or how long USCIS takes to reach a decision. By continuing this transaction, you acknowledge that you must submit fees in the exact amount and that you are paying the fees for a government service.

Please refer to the instructions for the form(s) you are filing for additional information or you may call the USCIS Contact Center at 800-375-5283. For TTY (deaf or hard of hearing) 800-767-1833.

Documents you may need

Most applicants must upload:

- A copy of your Form I-94, Nonimmigrant Arrival-Departure Record (front and back), a printout of your electronic Form I-94 from [www.cbp.gov/i94](#), passport, or other travel document.
- A copy of your last EAD (front and back). If you were not previously issued an EAD, you must submit a copy of a government-issued identity document (such as a passport) showing your picture, name, and date of birth; a birth certificate with photo ID; a visa issued by a foreign consulate; or a national ID document with photo and/or fingerprint. The identity document photocopy must clearly show your facial features and contain your biographical information.
- A color passport-style photograph of yourself taken recently.

We will automatically inform you which documents and additional evidence you may need to provide as you fill out your application. These recommendations for additional information will be based on the information you provide in the application, such as your personal history and circumstances.

Any document containing foreign language submitted to USCIS must be accompanied by a full English language translation that the translator has certified as complete and accurate, and by the translator's certification that he or she is competent to translate from the foreign language into English.

Biometric services appointment

USCIS may require that you appear for an interview or provide biometrics (fingerprints, photograph, and/or signature) at any time to verify your identity, obtain additional information, and conduct background and security checks, including a check of criminal history records maintained by the Federal Bureau of Investigation (FBI), before making a decision on your application, petition, or request. After USCIS receives your application and ensures it is complete, we will inform you in writing if you need to attend a biometric services appointment. If an appointment is necessary, the notice will provide you the location of your local or designated USCIS Application Support Center (ASC) and the date and time of your appointment.

If you are required to provide biometrics, at your appointment you must sign an oath reaffirming that:

1. You provided or authorized all information in the application;
2. You reviewed and understood all of the information contained in, and submitted with, your application; and
3. All of the declared information was complete, true, and correct at the time of filing.

If you fail to attend your biometric services appointment, USCIS may deny your application.

After You Submit Your Application

Track your case online

After you submit your form, you can track its status through your USCIS account. Sign in to your account often to check your case status and read any important messages from USCIS.

Respond to requests for information

If we need more information from you, we will send you a Request for Evidence (RFE) or Request for Information (RFI). You can respond to our request and upload your documents through your USCIS account.

Receive your decision

The decision on Form I-765 involves a determination of whether you have established eligibility for the immigration benefit you are seeking. USCIS will notify you of the decision in writing. If your application is approved, we will either mail your EAD to you or we may require you to visit your local USCIS office to pick it up. If USCIS cannot approve your application, you will receive a written notice explaining the basis of your denial.

[Next](#)

[Return to top](#)

[Topics](#) [Contact Us](#) [Citizenship](#) [Schedule An Appointment](#) [Find A Doctor](#) [Find A Class](#)



[Contact USCIS](#)



Completing Your Form Online

Filing online

Submitting your application online is the same as mailing in a completed paper form. They both gather the same information.

Complete the Getting Started section first

You should answer all questions in the Getting Started section first so we can best customize the rest of your online form experience.

Provide as many responses as you can

You should provide as many responses as you can. Incomplete fields or sections and missing information can slow down the process after you submit your form.

We will automatically save your responses

We will automatically save your information when you select next to go to a new page or navigate to another section of the form. We will save your information for 30 days from today, or from the last time you worked on the form.

How to continue filling out your form

After you start your form, you can sign in to your account to continue where you left off.

DHS Privacy Notice

AUTHORITIES: The information requested on this application, and the associated evidence, is collected under the Immigration and Nationality Act, 8 U.S.C. section 1324a, and 8 CFR 274a.13.

PURPOSE: The primary purpose for providing the requested information on this application is to determine eligibility for certain aliens who are temporarily in the United States requesting an Employment Authorization Document. DHS uses the information you provide to grant or deny the benefit you are seeking.

DISCLOSURE: The information you provide is voluntary. However, failure to provide the requested information, including your Social Security number, and any requested evidence may delay a final decision or result in a rejection or denial of your application.

ROUTINE USES: DHS may, where allowable under relevant confidentiality provisions, share the information you provide on this application and any additional requested evidence with other Federal, state, local, and foreign government agencies and authorized organizations. DHS follows approved routine uses, as described in the associated published system of records notices [DHS/USCIS-001 – Alien File, Index, and National File Tracking System; DHS/USCIS-007 – Benefit Information System; DHS/USCIS-010 – Asylum Information and Pre-Screening; and DHS/USCIS-017 Refugee Case Processing and Security Screening Information System] and the published privacy impact assessments [DHS/USCIS/PIA-016(a) Computer Linked Application Information Management System and Associated Systems; DHS/USCIS/PIA-027 Asylum Division; DHS/USCIS/PIA-056 USCIS Electronic Immigration System; and DHS/USCIS/PIA-068 Refugee Case Processing and Security Vetting], which you can find at www.dhs.gov/privacy. DHS may also share this information as appropriate for law enforcement purposes or in the interest of national security.


Paperwork Reduction Act

An agency may not conduct or sponsor an information collection, and a person is not required to respond to a collection of information, unless it displays a currently valid Office of Management and Budget (OMB) control number. The public reporting burden for this collection of information is estimated at 4 hours and 30 minutes per response, including the time for reviewing instructions, gathering the required documentation and information, completing the application, preparing statements, attaching necessary documentation, and submitting the application. The collection of biometrics is estimated to require 1 hour and 10 minutes. The public reporting burden for the collection of information for Form I-765WS is estimated at 30 minutes per response, including the time for reviewing instructions, gathering the required documentation and information, completing the application, preparing statements, attaching necessary documentation, and submitting the application. Send comments regarding this burden estimate or any other aspect of this collection of information, including suggestions for reducing this burden, to:

U.S. Citizenship and Immigration Services
Office of Policy and Strategy, Regulatory Coordination Division
5900 Capital Gateway Drive, Mail Stop #2140
Camp Springs, MD 20588-0009

Do not mail your completed I-765 application to this address.

OMB No. 1615-0040
Expires: 02/28/2027

 **Security Reminder**

If you do not work on your application for more than 30 days, we will delete your data in order to prevent storing personal information indefinitely.

[Back](#)

[Start application](#)

[Return to top](#)

[Topics](#) | [Contact Us](#) | [Citizenship](#) | [Schedule An Appointment](#) | [Find A Doctor](#) | [Find A Class](#)



I-765, Application for Employment Authorization

Getting Started

Basis of eligibility

Reason for applying

Preparer and interpreter information

About You

Evidence

Additional Information

Review and Submit

What is your eligibility category?

Back

Next

[Return to top](#)

Topics

Contact Us

Citizenship

Schedule An Appointment

Find A Doctor

Find A Class



U.S. Citizenship and Immigration Services



[Contact USCIS](#)



USCIS.gov

An official website of the [U.S. Department of Homeland Security](#)

[About USCIS](#)

[Accessibility](#)

[Budget and Performance](#)

[DHS Components](#)

[Freedom of Information Act](#)

[No FEAR Act Data](#)

[Privacy and Legal Disclaimers](#)

[Site Map](#)

[Office of the Inspector General](#)

[The White House](#)

[USA.gov](#)

National Terrorism Advisory System



ACTIVE BULLETIN
READ MORE

Put this widget on your web page



I-765, Application for Employment Authorization

Getting Started

Basis of eligibility

Reason for applying

Preparer and interpreter information

About You

Evidence

Additional Information

Review and Submit

What is your eligibility category?

(c)(3)(A) Student Pre-Completion OPT

Important information regarding your Form I-20

Do **NOT** submit this form until you receive a Form I-20 recommendation from your DSO. We will deny your application if you do not include your Form I-20 recommendation when you submit Form I-765. If you need to provide Form I-765 to your DSO, print or download this draft before you submit.

Would you like to request Premium Processing Service?

Premium Processing Service guarantees that USCIS will take one of several possible actions (issue an approval notice, a denial notice, a notice of intent to deny, or a request for evidence or open an investigation for fraud or misrepresentation) on your Form I-765 within 30 days.

If you request premium processing, you will be asked to complete Form I-907 after you sign your Form I-765. You will then be able to pay for and submit both forms at the same time.

- Yes
- No

Back

Next

[Return to top](#)

Topics

Contact Us

Citizenship

Schedule An Appointment

Find A Doctor

Find A Class



U.S. Citizenship and Immigration Services



[Contact USCIS](#)



USCIS.gov
An official website of the U.S. Department of Homeland Security

[About USCIS](#)

[Accessibility](#)

[Budget and Performance](#)

[DHS Components](#)

[Freedom of Information Act](#)

[No FEAR Act Data](#)

[Privacy and Legal Disclaimers](#)

[Site Map](#)

[Office of the Inspector General](#)

[The White House](#)

[USA.gov](#)

National Terrorism Advisory System

ACTIVE BULLETIN
READ MORE

[Put this widget on your web page](#)

I-765, Application for Employment Authorization

Getting Started ^

Basis of eligibility

Reason for applying

Preparer and interpreter information

[About You](#) v

[Evidence](#) v

[Additional Information](#) v

[Review and Submit](#) v

What is your eligibility category?

(c)(3)(C) STEM Extension ▼

What is your degree?

What is your employer's name as listed in E-Verify?

What is your employer's E-Verify company identification number or a valid E-Verify client company identification number?

Would you like to request Premium Processing Service?

Premium Processing Service guarantees that USCIS will take one of several possible actions (issue an approval notice, a denial notice, a notice of intent to deny, or a request for evidence or open an investigation for fraud or misrepresentation) on your Form I-765 within 30 days.

If you request premium processing, you will be asked to complete Form I-907 after you sign your Form I-765. You will then be able to pay for and submit both forms at the same time.

- Yes
- No

[Back](#)

[Next](#)

[Return to top](#)

[Topics](#) | [Contact Us](#) | [Citizenship](#) | [Schedule An Appointment](#) | [Find A Doctor](#) | [Find A Class](#)



[Contact USCIS](#)

 USCIS.gov
An official website of the [U.S. Department of Homeland Security](#)

- [About USCIS](#)
- [Accessibility](#)
- [Budget and Performance](#)
- [DHS Components](#)
- [Freedom of Information Act](#)
- [No FEAR Act Data](#)
- [Privacy and Legal Disclaimers](#)
- [Site Map](#)
- [Office of the Inspector General](#)
- [The White House](#)
- [USA.gov](#)

National Terrorism Advisory System

ACTIVE BULLETIN
READ MORE
[Put this widget on your web page](#)



I-765, Application for Employment Authorization

Getting Started

Basis of eligibility

Reason for applying

Preparer and interpreter information

About You

Evidence

Additional Information

Review and Submit

What is your eligibility category?

(c)(3)(B) Student Post-Completion OPT

Would you like to request Premium Processing Service?

Premium Processing Service guarantees that USCIS will take one of several possible actions (issue an approval notice, a denial notice, a notice of intent to deny, or a request for evidence or open an investigation for fraud or misrepresentation) on your Form I-765 within 30 days.

If you request premium processing, you will be asked to complete Form I-907 after you sign your Form I-765. You will then be able to pay for and submit both forms at the same time.

Yes

No

Back

Next

[Return to top](#)

Topics

Contact Us

Citizenship

Schedule An Appointment

Find A Doctor

Find A Class



U.S. Citizenship and Immigration Services



[Contact USCIS](#)



USCIS.gov

An official website of the [U.S. Department of Homeland Security](#)

[About USCIS](#)

[Accessibility](#)

[Budget and Performance](#)

[DHS Components](#)

[Freedom of Information Act](#)

[No FEAR Act Data](#)

[Privacy and Legal Disclaimers](#)

[Site Map](#)

[Office of the Inspector General](#)

[The White House](#)

[USA.gov](#)

National Terrorism Advisory System



ACTIVE BULLETIN
READ MORE

[Put this widget on your web page](#)



I-765, Application for Employment Authorization

Getting Started

Basis of eligibility

Reason for applying

Preparer and interpreter information

About You

Evidence

Additional Information

Review and Submit

What is your eligibility category?

(c)(3)(B) Student Post-Completion OPT

Would you like to request Premium Processing Service?

Premium Processing Service guarantees that USCIS will take one of several possible actions (issue an approval notice, a denial notice, a notice of intent to deny, or a request for evidence or open an investigation for fraud or misrepresentation) on your Form I-765 within 30 days.

If you request premium processing, you will be asked to complete Form I-907 after you sign your Form I-765. You will then be able to pay for and submit both forms at the same time.

Yes

No

i Form I-765 and Form I-907 will be submitted together. After you sign Form I-765, the form will be locked. You will not be able to make any changes to the form once it is locked. You will immediately be directed to Form I-907 and will be able to pay for and submit both forms after you provide your signatures.

Back

Next

[Return to top](#)

Topics

Contact Us

Citizenship

Schedule An Appointment

Find A Doctor

Find A Class



U.S. Citizenship and Immigration Services



[Contact USCIS](#)



USCIS.gov

An official website of the [U.S. Department of Homeland Security](#)

[About USCIS](#)

[Accessibility](#)

[Budget and Performance](#)

[DHS Components](#)

[Freedom of Information Act](#)

[No FEAR Act Data](#)

[Privacy and Legal Disclaimers](#)

[Site Map](#)

[Office of the Inspector General](#)

[The White House](#)

[USA.gov](#)

National Terrorism Advisory System



ACTIVE BULLETIN
READ MORE

[Put this widget on your web page](#)



I-765, Application for Employment Authorization

Getting Started ^

Basis of eligibility

Reason for applying

Preparer and interpreter information

About You ▾

Evidence ▾

Additional Information ▾

Review and Submit ▾

What is your reason for applying?

- Initial permission to accept employment.
- Replacement of lost, stolen, or damaged employment authorization document, or correction of my employment authorization document NOT DUE to U.S. Citizenship and Immigration Services (USCIS) error.
- Renewal of permission to accept employment.

Have you previously filed Form I-765?

- Yes
- No

Back

Next

[Return to top](#)

Topics

Contact Us

Citizenship

Schedule An Appointment

Find A Doctor

Find A Class



U.S. Citizenship and Immigration Services



[Contact USCIS](#)



USCIS.gov

An official website of the [U.S. Department of Homeland Security](#)

[About USCIS](#)

[Accessibility](#)

[Budget and Performance](#)

[DHS Components](#)

[Freedom of Information Act](#)

[No FEAR Act Data](#)

[Privacy and Legal Disclaimers](#)

[Site Map](#)

[Office of the Inspector General](#)

[The White House](#)

[USA.gov](#)

National Terrorism Advisory System



ACTIVE BULLETIN
READ MORE

[Put this widget on your web page](#)



I-765, Application for Employment Authorization

Getting Started ^

Basis of eligibility

Reason for applying

Preparer and interpreter information

About You ▾

Evidence ▾

Additional Information ▾

Review and Submit ▾

Is someone assisting you with completing this application?

Yes

No

Back

Next

[Return to top](#)

Topics

Contact Us

Citizenship

Schedule An Appointment

Find A Doctor

Find A Class



U.S. Citizenship and Immigration Services



[Contact USCIS](#)



USCIS.gov

An official website of the [U.S. Department of Homeland Security](#)

[About USCIS](#)

[Accessibility](#)

[Budget and Performance](#)

[DHS Components](#)

[Freedom of Information Act](#)

[No FEAR Act Data](#)

[Privacy and Legal Disclaimers](#)

[Site Map](#)

[Office of the Inspector General](#)

[The White House](#)

[USA.gov](#)

National Terrorism Advisory System



ACTIVE BULLETIN
READ MORE

[Put this widget on your web page](#)



I-765, Application for Employment Authorization

Getting Started

[Basis of eligibility](#)

[Reason for applying](#)

Preparer and interpreter information

[Preparer information](#)

[Interpreter information](#)

[About You](#)

[Evidence](#)

[Additional Information](#)

[Review and Submit](#)

Is someone assisting you with completing this application?

Yes

No

Is a preparer assisting you with completing this application?

A preparer is anyone who completes or helps you complete all or part of your application using information and answers that you provide.

Yes

No

Is an interpreter assisting you with completing this application?

An interpreter is anyone who translates or helps you translate all or part of your application using information and answers that you provide.

Yes

No

[Back](#)

[Next](#)

[Return to top](#)

[Topics](#)

[Contact Us](#)

[Citizenship](#)

[Schedule An Appointment](#)

[Find A Doctor](#)

[Find A Class](#)



U.S. Citizenship and Immigration Services



[Contact USCIS](#)



USCIS.gov

An official website of the [U.S. Department of Homeland Security](#)

[About USCIS](#)

[Accessibility](#)

[Budget and Performance](#)

[DHS Components](#)

[Freedom of Information Act](#)

[No FEAR Act Data](#)

[Privacy and Legal Disclaimers](#)

[Site Map](#)

[Office of the Inspector General](#)

[The White House](#)

[USA.gov](#)

National Terrorism Advisory System



ACTIVE BULLETIN
READ MORE

[Put this widget on your web page](#)



I-765, Application for Employment Authorization

Getting Started ^

- [Basis of eligibility](#)
- [Reason for applying](#)
- [Preparer and interpreter information](#)
- [Preparer information](#)**
- [Interpreter information](#)

About You v

Evidence v

Additional Information v

Review and Submit v

What is your preparer's full name?

Given name (first name)

Family name (last name)

What is your preparer's business or organization name?

My preparer is not part of a business or organization.

What is your preparer's mailing address?

Country

Address line 1

Street number and name

Address line 2

Apartment, suite, unit, or floor

City or town

State

ZIP code

Provide a 5 or 9-digit ZIP code.

What is your preparer's contact information?

Daytime telephone number

Provide a 10-digit phone number.

Mobile telephone number

My preparer does not have a mobile telephone number.

Provide a 10-digit phone number.

Email address

My preparer does not have an email address.

Example: user@domain.com

[Back](#)

[Next](#)

[Return to top](#)

[Topics](#)

[Contact Us](#)

[Citizenship](#)

[Schedule An Appointment](#)

[Find A Doctor](#)

[Find A Class](#)



U.S. Citizenship and Immigration Services



[Contact USCIS](#)



USCIS.gov
An official website of the U.S. Department of Homeland Security

[About USCIS](#)

[Accessibility](#)

[Budget and Performance](#)

[DHS Components](#)

[Freedom of Information Act](#)

[No FEAR Act Data](#)

[Privacy and Legal Disclaimers](#)

[Site Map](#)

[Office of the Inspector General](#)

[The White House](#)

[USA.gov](#)

National Terrorism Advisory System



ACTIVE BULLETIN
READ MORE

[Put this widget on your web page](#)

I-765, Application for Employment Authorization

Getting Started ^

- [Basis of eligibility](#)
- [Reason for applying](#)
- [Preparer and interpreter information](#)
- [Preparer information](#)

Interpreter information

- [About You](#)
- [Evidence](#)
- [Additional Information](#)
- [Review and Submit](#)

What is your interpreter's full name?

Given name (first name)

Family name (last name)

What is your interpreter's business or organization name?

My interpreter is not part of a business or organization.

What is your interpreter's mailing address?

Country

Address line 1

Street number and name

Address line 2

Apartment, suite, unit, or floor

City or town State ZIP code

Provide a 5 or 9-digit ZIP code.

What is your interpreter's contact information?

Daytime telephone number

Provide a 10-digit phone number.

Mobile telephone number My interpreter does not have a mobile telephone number.

Provide a 10-digit phone number.

Email address My interpreter does not have an email address.

Example: user@domain.com

What language is your interpreter using to interpret this application for you?

[Return to top](#)

- [Topics](#)
- [Contact Us](#)
- [Citizenship](#)
- [Schedule An Appointment](#)
- [Find A Doctor](#)
- [Find A Class](#)

I-765, Application for Employment Authorization

[Getting Started](#)

About You

Your name

Your contact information

Describe yourself

When and where you were born

Your immigration information

Other information

[Evidence](#)

[Additional Information](#)

[Review and Submit](#)

What is your current legal name?

Your current legal name is the name on your birth certificate, unless it changed after birth by a legal action such as marriage or court order. Do not provide any nicknames here.

Given name (first name)

Middle name

Family name (last name)

Have you used any other names since birth?

Other names used may include nicknames, aliases and maiden names.

Yes

No

[Back](#)

[Next](#)

[Return to top](#)

[Topics](#)

[Contact Us](#)

[Citizenship](#)

[Schedule An Appointment](#)

[Find A Doctor](#)

[Find A Class](#)



U.S. Citizenship and Immigration Services



[Contact USCIS](#)



USCIS.gov
An official website of the [U.S. Department of Homeland Security](#)

[About USCIS](#)

[Accessibility](#)

[Budget and Performance](#)

[DHS Components](#)

[Freedom of Information Act](#)

[No FEAR Act Data](#)

[Privacy and Legal Disclaimers](#)

[Site Map](#)

[Office of the Inspector General](#)

[The White House](#)

[USA.gov](#)

National Terrorism Advisory System

ACTIVE BULLETIN
READ MORE
[Put this widget on your web page](#)

I-765, Application for Employment Authorization

[Getting Started](#)

About You

Your name

[Your contact information](#)

[Describe yourself](#)

[When and where you were born](#)

[Your immigration information](#)

[Other information](#)

[Evidence](#)

[Additional Information](#)

[Review and Submit](#)

What is your current legal name?

Your current legal name is the name on your birth certificate, unless it changed after birth by a legal action such as marriage or court order. Do not provide any nicknames here.

Given name (first name)	Middle name
<input type="text"/>	<input type="text"/>

Family name (last name)

Have you used any other names since birth?

Other names used may include nicknames, aliases and maiden names.

Yes
 No

Provide the other names you have used.

Given name (first name)	Middle name
<input type="text"/>	<input type="text"/>

Family name (last name)

[+ Add another name](#)

[Back](#)

[Next](#)

[Return to top](#)

[Topics](#) | [Contact Us](#) | [Citizenship](#) | [Schedule An Appointment](#) | [Find A Doctor](#) | [Find A Class](#)

I-765, Application for Employment Authorization

[Getting Started](#) ▼

About You ▲

[Your name](#)

Your contact information

[Describe yourself](#)

[When and where you were born](#)

[Your immigration information](#)

[Other information](#)

[Evidence](#) ▼

[Additional Information](#) ▼

[Review and Submit](#) ▼

How may we contact you?

Daytime telephone number

Provide a 10-digit phone number.

Mobile telephone number (if any)

This is the same as my daytime telephone number.

Provide a 10-digit phone number.

Email address

Example: user@domain.com

What is your current U.S. mailing address?

We will use your current mailing address to contact you throughout the application process. We may not be able to contact you if you do not provide a complete and valid address. Please provide a U.S. address only.

In care of name (if any)

Address line 1

Street number and name

Address line 2

Apartment, suite, unit, or floor

City or town

State

ZIP code

Provide a 5 or 9-digit ZIP code.

Is your current mailing address the same as your physical address?

Yes

No

[Back](#)

[Next](#)

[Return to top](#)

[Topics](#) | [Contact Us](#) | [Citizenship](#) | [Schedule An Appointment](#) | [Find A Doctor](#) | [Find A Class](#)

[Contact USCIS](#)

I-765, Application for Employment Authorization

[Getting Started](#) ▼

About You ▲

[Your name](#)

Your contact information

[Describe yourself](#)

[When and where you were born](#)

[Your immigration information](#)

[Other information](#)

[Evidence](#) ▼

[Additional Information](#) ▼

[Review and Submit](#) ▼

How may we contact you?

Daytime telephone number

Provide a 10-digit phone number.

Mobile telephone number (if any)

This is the same as my daytime telephone number.

Provide a 10-digit phone number.

Email address

Example: user@domain.com

What is your current U.S. mailing address?

We will use your current mailing address to contact you throughout the application process. We may not be able to contact you if you do not provide a complete and valid address. Please provide a U.S. address only.

In care of name (if any)

Address line 1

Street number and name

Address line 2

Apartment, suite, unit, or floor

City or town

State

ZIP code

Provide a 5 or 9-digit ZIP code.

Is your current mailing address the same as your physical address?

Yes

No

Where in the United States do you live?

Address line 1

Street number and name

Address line 2

Apartment, suite, unit, or floor

City or town

State/Province

ZIP code/Postal code

Provide a 5 or 9-digit ZIP code.

[Back](#)

[Next](#)

[Return to top](#)

[Topics](#)

[Contact Us](#)

[Citizenship](#)

[Schedule An Appointment](#)

[Find A Doctor](#)

[Find A Class](#)



U.S. Citizenship and Immigration Services



[Contact USCIS](#)



[USCIS.gov](#)

An official website of the [U.S. Department of Homeland Security](#)

[About USCIS](#)

[Accessibility](#)

[Budget and Performance](#)

[DHS Components](#)

[Freedom of Information Act](#)

[No FEAR Act Data](#)

[Privacy and Legal Disclaimers](#)

[Site Map](#)

[Office of the Inspector General](#)

[The White House](#)

[USA.gov](#)





I-765, Application for Employment Authorization

Getting Started ▾

About You ▲

Your name

Your contact information

Describe yourself

When and where you were born

Your immigration information

Other information

Evidence ▾

Additional Information ▾

Review and Submit ▾

What is your gender?

- Male
- Female

What is your marital status?

- Single
- Married
- Divorced
- Widowed

Back

Next

[Return to top](#)

Topics

Contact Us

Citizenship

Schedule An Appointment

Find A Doctor

Find A Class



U.S. Citizenship and Immigration Services



[Contact USCIS](#)



USCIS.gov

An official website of the [U.S. Department of Homeland Security](#)

[About USCIS](#)

[Accessibility](#)

[Budget and Performance](#)

[DHS Components](#)

[Freedom of Information Act](#)

[No FEAR Act Data](#)

[Privacy and Legal Disclaimers](#)

[Site Map](#)

[Office of the Inspector General](#)

[The White House](#)

[USA.gov](#)

National Terrorism Advisory System



ACTIVE BULLETIN
READ MORE

[Put this widget on your web page](#)



I-765, Application for Employment Authorization

Getting Started

About You

Your name

Your contact information

Describe yourself

When and where you were born

Your immigration information

Other information

Evidence

Additional Information

Review and Submit

What is your city, town, or village of birth?

What is your state or province of birth?

What is your country of birth?

What is your date of birth?

Back

Next

[Return to top](#)

Topics

Contact Us

Citizenship

Schedule An Appointment

Find A Doctor

Find A Class



U.S. Citizenship and Immigration Services



[Contact USCIS](#)



USCIS.gov

An official website of the [U.S. Department of Homeland Security](#)

[About USCIS](#)

[Accessibility](#)

[Budget and Performance](#)

[DHS Components](#)

[Freedom of Information Act](#)

[No FEAR Act Data](#)

[Privacy and Legal Disclaimers](#)

[Site Map](#)

[Office of the Inspector General](#)

[The White House](#)

[USA.gov](#)

National Terrorism Advisory System

ACTIVE BULLETIN
READ MORE

[Put this widget on your web page](#)

I-765, Application for Employment Authorization

- Getting Started
- About You**
- Your name
- Your contact information
- Describe yourself
- Your immigration information**
- Other information
- Evidence
- Additional Information
- Review and Submit

What is your country of citizenship or nationality?

List all countries where you are currently a citizen or national.

+ Add country

What is your Form I-94 Arrival-Departure Record Number (if any)?

Provide an 11 character I-94 Number.

When did you last arrive in the United States?

List your arrival date, place of arrival, and status at arrival.

Date of arrival (on or about)

Place of arrival

Status at last arrival

What is the passport number of your most recently issued passport?

What is your travel document number (if any)?

What is the expiration date of your passport or travel document?

What country issued your passport or travel document?

What is your current immigration status or category?

What is your Student and Exchange Visitor Information System (SEVIS) Number (if any) ?

Use the "Additional Information" section to include all previously used SEVIS numbers.

Provide a 10, 11, or 12-digit SEVIS number.

Back

Next

[Return to top](#)

- [Topics](#)
- [Contact Us](#)
- [Citizenship](#)
- [Schedule An Appointment](#)
- [Find A Doctor](#)
- [Find A Class](#)

I-765, Application for Employment Authorization

[Getting Started](#)

About You

- [Your name](#)
- [Your contact information](#)
- [Describe yourself](#)
- [Your immigration information](#)

Other information

- [Evidence](#)
- [Additional Information](#)
- [Review and Submit](#)

What is your A-Number?

I do not have or know my A-Number.

Provide a 7, 8, or 9-digit number. If your A-Number is fewer than 9 digits, the system will automatically add zero(s) after the "A" and before the first digit so there is a total of 9 digits, for example: A-001234567.

What is your USCIS Online Account Number?

Providing your unique USCIS Online Account Number (OAN) helps us manage your account. You may already have an OAN if you previously filed [certain paper forms](#) and received an Account Access Notice in the mail. You can find the OAN at the top of the notice; it is not the same as an A-Number.

I do not have or know my USCIS Online Account Number.

Provide a 12-digit Online Account Number.

Has the Social Security Administration (SSA) ever officially issued a Social Security card to you?

- Yes
- No

Do you want the SSA to issue you a Social Security card?

- Yes
- No

[Back](#)

[Next](#)

[Return to top](#)

[Topics](#) | [Contact Us](#) | [Citizenship](#) | [Schedule An Appointment](#) | [Find A Doctor](#) | [Find A Class](#)

[Contact USCIS](#)

I-765, Application for Employment Authorization

- Getting Started ▼
- About You** ▲
 - Your name
 - Your contact information
 - Describe yourself
 - Your immigration information
- Other information
- Evidence ▼
- Additional Information ▼
- Review and Submit ▼

What is your A-Number?

I do not have or know my A-Number.

Provide a 7, 8, or 9-digit number. If your A-Number is fewer than 9 digits, the system will automatically add zero(s) after the "A" and before the first digit so there is a total of 9 digits, for example: A-001234567.

What is your USCIS Online Account Number? ?

Providing your unique USCIS Online Account Number (OAN) helps us manage your account. You may already have an OAN if you previously filed [certain paper forms](#) and received an Account Access Notice in the mail. You can find the OAN at the top of the notice; it is not the same as an A-Number.

I do not have or know my USCIS Online Account Number.

Provide a 12-digit Online Account Number.

Has the Social Security Administration (SSA) ever officially issued a Social Security card to you?

Yes

No

What is your Social Security number (if known)?

Provide a 9-digit Social Security number.

Do you want the SSA to issue you a Social Security card?

Yes

No

Consent for Disclosure: I authorize disclosure of information from this application to the SSA as required for the purpose of assigning me an SSN and issuing me a Social Security card.

Yes

No

What is your father's birth name?

Given name (first name)

Family name (last name)

What is your mother's birth name?

Given name (first name)

Family name (last name)

Have you **EVER** been arrested for and/or convicted of any crime?

USCIS will make the determination as to whether your convictions meet the definition of aggravated felony. [Learn more about arrests and convictions for Application for Employment Authorization](#)

Yes

No

[Back](#)

[Next](#)

[Return to top](#)

- [Topics](#)
- [Contact Us](#)
- [Citizenship](#)
- [Schedule An Appointment](#)
- [Find A Doctor](#)
- [Find A Class](#)



I-765, Application for Employment Authorization

Getting Started

About You

Evidence

2 x 2 photo of you

Form I-94

Employment Authorization Document

Proof of identity and nationality

EOIR or BIA order

Form I-821

Additional Information

Review and Submit

2 x 2 Photo of You

Upload a recent color photograph of yourself that measures 2 inches by 2 inches, with your face measuring 1 inch to 1 3/8 inch from your chin to the top of your head. Your eyes should be between 1 1/8 inch and 1 3/8 inch from the bottom of the photo.

Make sure your whole face is visible, you are facing the camera directly, and the background is white or off-white. Your head must be bare, unless contrary to your religious beliefs.

If you need help understanding the photo requirements or want to resize, rotate, or crop your photo, you can use the Department of State's [photo composition tools](#). Please note that we cannot approve your applicant without your photo.

File requirements

- Clear and readable
- Accepted file formats: JPG, JPEG, or PNG
- No encrypted or password-protected files
- If your documents are in a foreign language, upload a full English translation and the translator's certification with each original document.
- Upload no more than one document at a time
- Accepted file name characters: English letters, numbers, spaces, periods, hyphens, underscores, and parentheses
- Maximum size: 12MB per file

[Choose](#) or drop files here to upload

Back

Next

[Return to top](#)

Topics

Contact Us

Citizenship

Schedule An Appointment

Find A Doctor

Find A Class



U.S. Citizenship and Immigration Services



[Contact USCIS](#)



USCIS.gov
An official website of the [U.S. Department of Homeland Security](#)

[About USCIS](#)

[Accessibility](#)

[Budget and Performance](#)

[DHS Components](#)

[Freedom of Information Act](#)

[No FEAR Act Data](#)

[Privacy and Legal Disclaimers](#)

[Site Map](#)

[Office of the Inspector General](#)

[The White House](#)

[USA.gov](#)

National Terrorism Advisory System

ACTIVE BULLETIN
READ MORE

[Put this widget on your web page](#)

I-765, Application for Employment Authorization

[Getting Started](#) ▾

[About You](#) ▾

Evidence ▴

2 x 2 photo of you

Form I-94 or passport

Employment Authorization Document

Proof of identity and nationality

EOIR or BIA order

Form I-821

[Additional Information](#) ▾

[Review and Submit](#) ▾

Form I-94, Arrival And Departure Record Or Passport

Upload a copy of one of the following:

- Your Form I-94, Arrival-Departure Record (front and back);
- A printout of your electronic Form I-94 ; or
- Your passport or other travel document.

If you were admitted to the United States by CBP at an airport or seaport after April 30, 2013, CBP may have issued you an electronic Form I-94 instead of a paper Form I-94. You may visit the [CBP website](#) to obtain a paper version of an electronic Form I-94. CBP does not charge a fee for this service. Some travelers admitted to the United States at a land border, airport, or seaport, after April 30, 2013, with a passport or travel document, who were issued a paper Form I-94 by CBP, may also be able to obtain a replacement Form I-94 from the CBP website without charge.

If your Form I-94 cannot be obtained from the CBP website, it may be obtained by filing [Form I-102, Application for Replacement/Initial Nonimmigrant Arrival-Departure Record](#), with USCIS. USCIS does charge a fee for this service. [For specific information about fees applicable to this form, see Form G-1055.](#)

If you do not have and cannot get a required document, you must demonstrate this and provide secondary evidence. If secondary evidence does not exist or is unavailable, you must demonstrate both the unavailability of the required document and the relevant secondary evidence and submit two or more sworn affidavits by people not named on this application who have direct knowledge of the event and circumstances.

[Learn more about Primary and Secondary evidences.](#)

File requirements

- Clear and readable
 - Accepted file formats: JPG, JPEG, PDF, TIF or TIFF
 - No encrypted or password-protected files
 - If your documents are in a foreign language, upload a full English translation and the translator's certification with each original document.
 - Upload no more than five documents at a time
- Accepted file name characters: English letters, numbers, spaces, periods, hyphens, underscores, and parentheses
- Maximum size: 12MB per file

[Choose](#) or drop files here to upload

Back

Next

[Return to top](#)

[Topics](#) [Contact Us](#) [Citizenship](#) [Schedule An Appointment](#) [Find A Doctor](#) [Find A Class](#)



[Contact USCIS](#)

 USCIS.gov
An official website of the [U.S. Department of Homeland Security](#)

- | | | |
|--|---|---|
| About USCIS | Freedom of Information Act | Office of the Inspector General |
| Accessibility | No FEAR Act Data | The White House |
| Budget and Performance | Privacy and Legal Disclaimers | USA.gov |
| DHS Components | Site Map | |


National Terrorism Advisory System




ACTIVE BULLETIN
READ MORE

Put this widget on your web page

I-765, Application for Employment Authorization

[Getting Started](#) 

[About You](#) 

Evidence 

2 x 2 photo of you

Form I-94

Employment Authorization Document

Proof of identity and nationality

EOIR or BIA order

Form I-821

[Additional Information](#) 

[Review and Submit](#) 

Employment Authorization Document or Government ID

Upload a copy of your last Employment Authorization document (EAD) (front and back). If you were not previously issued an EAD, you must upload a copy of a government-issued identity document (such as a passport) showing your picture, name, and date of birth; a birth certificate with photo ID; a visa issued by a foreign consulate; or a national ID document with photo and/or fingerprint. The identity document photocopy must clearly show your facial features and contain your biographical information.

File requirements

- Clear and readable
- Accepted file formats: JPG, JPEG, PDF, TIF or TIFF
- No encrypted or password-protected files
- If your documents are in a foreign language, upload a full English translation and the translator's certification with each original document.
- Upload no more than five documents at a time
- Accepted file name characters: English letters, numbers, spaces, periods, hyphens, underscores, and parentheses
- Maximum size: 12MB per file

[Choose](#) or drop files here to upload

[Back](#)

[Next](#)

[Return to top](#)

[Topics](#) | [Contact Us](#) | [Citizenship](#) | [Schedule An Appointment](#) | [Find A Doctor](#) | [Find A Class](#)

[Contact USCIS](#)



I-765, Application for Employment Authorization

[Getting Started](#)

[About You](#)

Evidence

2 x 2 photo of you

Form I-94

Employment Authorization Document

Proof of enrollment

Previously authorized CPT or OPT

Form I-20

College degree

Institution accreditation

Proof of identity and nationality

EOIR or BIA order

Form I-821

Form I-765WS

[Additional Information](#)

[Review and Submit](#)

Proof Of Enrollment

Upload evidence of having been lawfully enrolled on a full-time basis for one full academic year at a college, university, conservatory, or seminary approved by the U.S. Immigration and Customs Enforcement (ICE) Student and Exchange Visitor Program (SEVP) for attendance by F-1 foreign students.

File requirements

- Clear and readable
- Accepted file formats: JPG, JPEG, or PNG
- No encrypted or password-protected files
- If your documents are in a foreign language, upload a full English translation and the translator's certification with each original document.
- Upload no more than one document at a time
- Accepted file name characters: English letters, numbers, spaces, periods, hyphens, underscores, and parentheses
- Maximum size: 12MB per file

[Choose](#) or drop files here to upload

[Back](#)

[Next](#)

[Return to top](#)

[Topics](#)

[Contact Us](#)

[Citizenship](#)

[Schedule An Appointment](#)

[Find A Doctor](#)

[Find A Class](#)



U.S. Citizenship and Immigration Services



[Contact USCIS](#)



USCIS.gov
An official website of the U.S. Department of Homeland Security

[About USCIS](#)

[Accessibility](#)

[Budget and Performance](#)

[DHS Components](#)

[Freedom of Information Act](#)

[No FEAR Act Data](#)

[Privacy and Legal Disclaimers](#)

[Site Map](#)

[Office of the Inspector General](#)

[The White House](#)

[USA.gov](#)

National Terrorism Advisory System



ACTIVE BULLETIN
READ MORE

[Put this widget on your web page](#)



I-765, Application for Employment Authorization

Getting Started

About You

Evidence

2 x 2 photo of you

Form I-94

Employment Authorization Document

Proof of enrollment

Previously authorized CPT or OPT

Form I-20

College degree

Institution accreditation

Proof of identity and nationality

EOIR or BIA order

Form I-821

Form I-765WS

Additional Information

Review and Submit

Previously Authorized CPT Or OPT

Upload evidence of any previously authorized CPT or OPT and the academic level at which it was authorized.

File requirements

- Clear and readable
- Accepted file formats: JPG, JPEG, or PNG
- No encrypted or password-protected files
- If your documents are in a foreign language, upload a full English translation and the translator's certification with each original document.
- Upload no more than one document at a time
Accepted file name characters: English letters, numbers, spaces, periods, hyphens, underscores, and parentheses
- Maximum size: 12MB per file

[Choose](#) or drop files here to upload

Back

Next

[Return to top](#)

Topics

Contact Us

Citizenship

Schedule An Appointment

Find A Doctor

Find A Class



U.S. Citizenship and Immigration Services



[Contact USCIS](#)



USCIS.gov

An official website of the U.S. Department of Homeland Security

[About USCIS](#)

[Accessibility](#)

[Budget and Performance](#)

[DHS Components](#)

[Freedom of Information Act](#)

[No FEAR Act Data](#)

[Privacy and Legal Disclaimers](#)

[Site Map](#)

[Office of the Inspector General](#)

[The White House](#)

[USA.gov](#)

National Terrorism Advisory System

ACTIVE BULLETIN
READ MORE

Put this widget on your web page



I-765, Application for Employment Authorization

Getting Started

About You

Evidence

2 x 2 photo of you

Form I-94

Employment Authorization Document

Proof of enrollment

Previously authorized CPT or OPT

Form I-20

College degree

Institution accreditation

Proof of identity and nationality

EOIR or BIA order

Form I-821

Form I-765WS

Additional Information

Review and Submit

Important information regarding your Form I-20

Do **NOT** submit this form until you receive a Form I-20 recommendation from your DSO. We will deny your application if you do not include your Form I-20 recommendation when you submit Form I-765. If you need to provide Form I-765 to your DSO, print or download this draft before you submit.

I-20, Certificate Of Eligibility For Nonimmigrant Student Status

Upload a copy of the Form I-20, Certificate of Eligibility for Nonimmigrant Student Status endorsed by the Designated School Official (DSO). For the (c)(3)(B) eligibility category, your DSO must have entered the recommendation for OPT into your SEVIS record within 30 days of you submitting Form I-765. If you fail to do so, we will deny your OPT request. For the (c)(3)(C) eligibility category, the Form I-20 must have been endorsed by the DSO within 60 days of submitting Form I-765.

File requirements

- Clear and readable
- Accepted file formats: JPG, JPEG, or PNG
- No encrypted or password-protected files
- If your documents are in a foreign language, upload a full English translation and the translator's certification with each original document.
- Upload no more than one document at a time
- Accepted file name characters: English letters, numbers, spaces, periods, hyphens, underscores, and parentheses
- Maximum size: 12MB per file

[Choose](#) or drop files here to upload

Back

Next

[Return to top](#)

Topics

Contact Us

Citizenship

Schedule An Appointment

Find A Doctor

Find A Class



U.S. Citizenship and Immigration Services



[Contact USCIS](#)



USCIS.gov

An official website of the [U.S. Department of Homeland Security](#)

[About USCIS](#)

[Accessibility](#)

[Budget and Performance](#)

[DHS Components](#)

[Freedom of Information Act](#)

[No FEAR Act Data](#)

[Privacy and Legal Disclaimers](#)

[Site Map](#)

[Office of the Inspector General](#)

[The White House](#)

[USA.gov](#)



ACTIVE BULLETIN
READ MORE

[Put this widget on your web page](#)



I-765, Application for Employment Authorization

[Getting Started](#)

[About You](#)

Evidence

2 x 2 photo of you

Form I-94

Employment Authorization Document

Proof of enrollment

Previously authorized CPT or OPT

Form I-20

College degree

Institution accreditation

Proof of identity and nationality

EOIR or BIA order

Form I-821

Form I-765WS

[Additional Information](#)

[Review and Submit](#)

College Degree

Upload evidence that the degree that is the basis for the STEM OPT extension is in one of the degree programs currently listed on the [STEM Designated Degree Program List](#) or a copy of your prior STEM degree.

File requirements

- Clear and readable
- Accepted file formats: JPG, JPEG, or PNG
- No encrypted or password-protected files
- If your documents are in a foreign language, upload a full English translation and the translator's certification with each original document.
- Upload no more than one document at a time
- Accepted file name characters: English letters, numbers, spaces, periods, hyphens, underscores, and parentheses
- Maximum size: 12MB per file

[Choose](#) or drop files here to upload

[Back](#)

[Next](#)

[Return to top](#)

[Topics](#)

[Contact Us](#)

[Citizenship](#)

[Schedule An Appointment](#)

[Find A Doctor](#)

[Find A Class](#)



U.S. Citizenship and Immigration Services



[Contact USCIS](#)



USCIS.gov
An official website of the U.S. Department of Homeland Security

[About USCIS](#)

[Accessibility](#)

[Budget and Performance](#)

[DHS Components](#)

[Freedom of Information Act](#)

[No FEAR Act Data](#)

[Privacy and Legal Disclaimers](#)

[Site Map](#)

[Office of the Inspector General](#)

[The White House](#)

[USA.gov](#)

National Terrorism Advisory System

ACTIVE BULLETIN
READ MORE

Put this widget on your web page



I-765, Application for Employment Authorization

Getting Started

About You

Evidence

2 x 2 photo of you

Form I-94

Employment Authorization Document

Proof of enrollment

Previously authorized CPT or OPT

Form I-20

College degree

Institution accreditation

Proof of identity and nationality

EOIR or BIA order

Form I-821

Form I-765WS

Additional Information

Review and Submit

Institution Accreditation

Upload evidence that the institution that granted your STEM degree is currently accredited by the U.S. Department of Education and certified by the Student Exchange and Visitor Program (SEVP), if this STEM OPT extension is based on a previously earned STEM degree.

File requirements

- Clear and readable
- Accepted file formats: JPG, JPEG, or PNG
- No encrypted or password-protected files
- If your documents are in a foreign language, upload a full English translation and the translator's certification with each original document.
- Upload no more than one document at a time
- Accepted file name characters: English letters, numbers, spaces, periods, hyphens, underscores, and parentheses
- Maximum size: 12MB per file

[Choose](#) or drop files here to upload

Back

Next

[Return to top](#)

Topics

Contact Us

Citizenship

Schedule An Appointment

Find A Doctor

Find A Class



U.S. Citizenship and Immigration Services



[Contact USCIS](#)



USCIS.gov
An official website of the U.S. Department of Homeland Security

[About USCIS](#)

[Accessibility](#)

[Budget and Performance](#)

[DHS Components](#)

[Freedom of Information Act](#)

[No FEAR Act Data](#)

[Privacy and Legal Disclaimers](#)

[Site Map](#)

[Office of the Inspector General](#)

[The White House](#)

[USA.gov](#)

National Terrorism Advisory System

ACTIVE BULLETIN
READ MORE

Put this widget on your web page



I-765, Application for Employment Authorization

Getting Started ▼

About You ▼

Evidence ▲

2 x 2 photo of you

Form I-94

Employment Authorization Document

Proof of identity and nationality

EOIR or BIA order

Form I-821

Additional Information ▼

Review and Submit ▼

Proof of Temporary Protected Status Granted by EOIR Immigration Judge or Board of Immigration Appeals

If you are submitting a first-time re-registration with USCIS following an Immigration Judge or Board of Immigration Appeals decision granting your TPS application, upload a copy of the TPS decision order.

File requirements

- Clear and readable
- Accepted file formats: JPG, JPEG, PDF, TIF or TIFF
- No encrypted or password-protected files
- If your documents are in a foreign language, upload a full English translation and the translator's certification with each original document.
- Upload no more than five documents at a time
Accepted file name characters: English letters, numbers, spaces, periods, hyphens, underscores, and parentheses
- Maximum size: 12MB per file

[Choose](#) or drop files here to upload

Back

Next

[Return to top](#)

Topics

Contact Us

Citizenship

Schedule An Appointment

Find A Doctor

Find A Class



U.S. Citizenship and Immigration Services



[Contact USCIS](#)



USCIS.gov

An official website of the [U.S. Department of Homeland Security](#)

[About USCIS](#)

[Accessibility](#)

[Budget and Performance](#)

[DHS Components](#)

[Freedom of Information Act](#)

[No FEAR Act Data](#)

[Privacy and Legal Disclaimers](#)

[Site Map](#)

[Office of the Inspector General](#)

[The White House](#)

[USA.gov](#)

National Terrorism Advisory System

ACTIVE BULLETIN
READ MORE

Put this widget on your web page



I-765, Application for Employment Authorization

[Getting Started](#)

[About You](#)

Evidence

2 x 2 photo of you

Form I-94

Employment Authorization Document

Proof of identity and nationality

EOIR or BIA order

Form I-821

[Additional Information](#)

[Review and Submit](#)

Proof of Identity and Nationality

Upload proof of your identity and nationality. Examples of documents you may submit include copies of your:

- Passport (cover to cover);
- Birth certificate accompanied by photo identification; or
- Any national identity document from your country of origin that includes your photo and/ or fingerprint.

File requirements

- Clear and readable
- Accepted file formats: JPG, JPEG, PDF, TIF or TIFF
- No encrypted or password-protected files
- If your documents are in a foreign language, upload a full English translation and the translator's certification with each original document.
- Upload no more than five documents at a time
- Accepted file name characters: English letters, numbers, spaces, periods, hyphens, underscores, and parentheses
- Maximum size: 12MB per file

[Choose](#) or drop files here to upload

[Back](#)

[Next](#)

[Return to top](#)

[Topics](#)

[Contact Us](#)

[Citizenship](#)

[Schedule An Appointment](#)

[Find A Doctor](#)

[Find A Class](#)



U.S. Citizenship and Immigration Services



[Contact USCIS](#)



USCIS.gov

An official website of the [U.S. Department of Homeland Security](#)

[About USCIS](#)

[Accessibility](#)

[Budget and Performance](#)

[DHS Components](#)

[Freedom of Information Act](#)

[No FEAR Act Data](#)

[Privacy and Legal Disclaimers](#)

[Site Map](#)

[Office of the Inspector General](#)

[The White House](#)

[USA.gov](#)

National Terrorism Advisory System

ACTIVE BULLETIN
READ MORE

Put this widget on your web page



I-765, Application for Employment Authorization

Getting Started ▼

About You ▼

Evidence ▲

2 x 2 photo of you

Form I-94

Employment Authorization Document

Proof of identity and nationality

EOIR or BIA order

Form I-821

Additional Information ▼

Review and Submit ▼

I-821, Application for Temporary Protect Status

If you previously filed Form I-821, upload evidence that we accepted or approved your initial Form I-821.

File requirements

- Clear and readable
 - Accepted file formats: JPG, JPEG, PDF, TIF or TIFF
 - No encrypted or password-protected files
 - If your documents are in a foreign language, upload a full English translation and the translator's certification with each original document.
 - Upload no more than five documents at a time
- Accepted file name characters: English letters, numbers, spaces, periods, hyphens, underscores, and parentheses
- Maximum size: 12MB per file

[Choose](#) or drop files here to upload

Back

Next

[Return to top](#)

Topics

Contact Us

Citizenship

Schedule An Appointment

Find A Doctor

Find A Class



U.S. Citizenship and Immigration Services



[Contact USCIS](#)



USCIS.gov

An official website of the [U.S. Department of Homeland Security](#)

[About USCIS](#)

[Accessibility](#)

[Budget and Performance](#)

[DHS Components](#)

[Freedom of Information Act](#)

[No FEAR Act Data](#)

[Privacy and Legal Disclaimers](#)

[Site Map](#)

[Office of the Inspector General](#)

[The White House](#)

[USA.gov](#)

National Terrorism Advisory System

ACTIVE BULLETIN
READ MORE

Put this widget on your web page



I-765, Application for Employment Authorization

[Getting Started](#)

[About You](#)

Evidence

2 x 2 photo of you

Form I-94

Employment Authorization Document

Proof of enrollment

Previously authorized CPT or OPT

Form I-20

College degree

Institution accreditation

Proof of identity and nationality

EOIR or BIA order

Form I-821D

Form I-765WS

[Additional Information](#)

[Review and Submit](#)

I-821D, Consideration Of Deferred Action For Childhood Arrivals (DACA)

If you previously filed Form I-821D, upload evidence that you have a pending or approved Form I-821D.

File requirements

- Clear and readable
- Accepted file formats: JPG, JPEG, or PNG
- No encrypted or password-protected files
- If your documents are in a foreign language, upload a full English translation and the translator's certification with each original document.
- Upload no more than one document at a time
- Accepted file name characters: English letters, numbers, spaces, periods, hyphens, underscores, and parentheses
- Maximum size: 12MB per file

[Choose](#) or drop files here to upload

[Back](#)

[Next](#)

[Return to top](#)

[Topics](#)

[Contact Us](#)

[Citizenship](#)

[Schedule An Appointment](#)

[Find A Doctor](#)

[Find A Class](#)



U.S. Citizenship and Immigration Services



[Contact USCIS](#)



USCIS.gov
An official website of the U.S. Department of Homeland Security

[About USCIS](#)

[Accessibility](#)

[Budget and Performance](#)

[DHS Components](#)

[Freedom of Information Act](#)

[No FEAR Act Data](#)

[Privacy and Legal Disclaimers](#)

[Site Map](#)

[Office of the Inspector General](#)

[The White House](#)

[USA.gov](#)

National Terrorism Advisory System

ACTIVE BULLETIN
READ MORE

Put this widget on your web page



I-765, Application for Employment Authorization

Getting Started

About You

Evidence

2 x 2 photo of you

Form I-94

Employment Authorization Document

Proof of enrollment

Previously authorized CPT or OPT

Form I-20

College degree

Institution accreditation

Proof of identity and nationality

EOIR or BIA order

Form I-821

Form I-765WS

Additional Information

Review and Submit

I-765WS, Worksheet

Download, complete, and upload Form I-765WS so that we can determine whether you have an economic need for work.

File requirements

- Clear and readable
- Accepted file formats: JPG, JPEG, or PNG
- No encrypted or password-protected files
- If your documents are in a foreign language, upload a full English translation and the translator's certification with each original document.
- Upload no more than one document at a time
- Accepted file name characters: English letters, numbers, spaces, periods, hyphens, underscores, and parentheses
- Maximum size: 12MB per file

[Choose](#) or drop files here to upload

Back

Next

[Return to top](#)

Topics

Contact Us

Citizenship

Schedule An Appointment

Find A Doctor

Find A Class



U.S. Citizenship and Immigration Services



[Contact USCIS](#)



USCIS.gov

An official website of the U.S. Department of Homeland Security

[About USCIS](#)

[Accessibility](#)

[Budget and Performance](#)

[DHS Components](#)

[Freedom of Information Act](#)

[No FEAR Act Data](#)

[Privacy and Legal Disclaimers](#)

[Site Map](#)

[Office of the Inspector General](#)

[The White House](#)

[USA.gov](#)

National Terrorism Advisory System

ACTIVE BULLETIN
READ MORE

Put this widget on your web page

I-765, Application for Employment Authorization

[Getting Started](#) ▾

[About You](#) ▾

Evidence ▲

2 x 2 photo of you

Form I-94

Employment Authorization Document

Form I-589

Proof of appeal

BIA remand order

Criminal history

[Additional Information](#) ▾

[Review and Submit](#) ▾

I-589, Application For Asylum And Withholding Of Removal

USCIS uses the evidence you submit with your application to determine your eligibility for employment authorization. You are not required to submit this evidence, but it will help us process your request more efficiently.

If you are a category (c)(8) applicant who has met the requisite 150-day waiting period to file Form I-765, not including delays caused or requested by you, file your Form I-765 with the following evidence, where applicable.

- If you filed your Form I-589 with USCIS, a copy of the following: the USCIS Acknowledgement of Receipt that was mailed to you and your USCIS Asylum Interview Notice (scheduling, re-scheduling, or cancelling your asylum interview); your Form I-797C Notice (ASC appointment notice) (for a biometrics appointment for your Form I-589); or other evidence that you filed your Form I-589 with USCIS.
- If you lodged or filed your Form I-589 with EOIR, acknowledgement of receipt of your application or other available evidence.

NOTE: USCIS may, in its discretion, deny your application if you have been arrested and/or convicted of any crime.

Asylum and Withholding of Deportation Applicants (with a pending Form I-589) who filed before January 4, 1995

You may file Form I-765 at any time; however, we will only grant your employment authorization if we find that your asylum application is not frivolous. File Form I-765 with a copy of the following documents, where applicable:

- Your date-stamped previously filed Form I-589;
- If you filed your Form I-589 with the former Immigration and Naturalization Service (INS), an INS Acknowledgement of Receipt;
- A USCIS Asylum Interview Notice (scheduling, re-scheduling, or cancelling your asylum interview);
- Form I-797 Notice, Fingerprint Notification (for a fingerprint appointment for your Form I-589);
- If you filed your Form I-589 in exclusion or deportation proceedings, evidence that your Form I-589 was filed with EOIR;
- If you are currently in exclusion or deportation proceedings, a copy of Form I-221, Order to Show Cause and Notice of Hearing, or Form I-122, Notice to Applicant for Admission Detained for Hearing Before Immigration Judge; or
- Evidence that your Form I-589 remains under administrative or judicial review.

Asylum application under the ABC Settlement Agreement—(c)(8). If you are a Salvadoran or Guatemalan national eligible for benefits under the ABC settlement agreement, *American Baptist Churches v. Thornburgh*, 760 F. Supp. 976 (N.D. Cal. 1991), you are entitled to an EAD under the ABC settlement agreement. Follow the instructions contained in this section when filing your Form I-765.

You must have filed your asylum application (Form I-589) with us (INS or USCIS) or with an EOIR IJ to receive an EAD. Therefore, submit evidence that you have previously filed a complete asylum application when you submit Form I-765. You are not required to submit this evidence when you apply, but it will help us process your request more efficiently.

File requirements

- Clear and readable
- Accepted file formats: JPG, JPEG, or PNG
- No encrypted or password-protected files
- If your documents are in a foreign language, upload a full English translation and the translator's certification with each original document.
- Upload no more than one document at a time
- Accepted file name characters: English letters, numbers, spaces, periods, hyphens, underscores, and parentheses
- Maximum size: 12MB per file

[Choose](#) or drop files here to upload

[Back](#) [Next](#)

[Return to top](#)

[Topics](#)

[Contact Us](#)

[Citizenship](#)

[Schedule An Appointment](#)

[Find A Doctor](#)

[Find A Class](#)



[Contact USCIS](#)



USCIS.gov
An official website of the U.S. Department of Homeland Security

[About USCIS](#)

[Accessibility](#)

[Budget and Performance](#)

[DHS Components](#)

[Freedom of Information Act](#)

[No FEAR Act Data](#)

[Privacy and Legal Disclaimers](#)

[Site Map](#)

[Office of the Inspector General](#)

[The White House](#)

[USA.gov](#)





I-765, Application for Employment Authorization

Getting Started

About You

Evidence

2 x 2 photo of you

Form I-94

Employment Authorization Document

Form I-589

Proof of appeal

BIA remand order

Criminal history

Additional Information

Review and Submit

Proof Of Appeal

If an EOIR IJ has denied your asylum and withholding of removal relief, but you met the requisite 180-day waiting period prior to the EOIR IJ's decision in your case, evidence that you:

- Timely appealed the EOIR IJ's decision on your Form I-589 to the BIA and the appeal remains pending; and
- If applicable, evidence that you timely appealed the BIA decision on your Form I-589 to a U.S. Court of Appeals and that decision remains pending.

File requirements

- Clear and readable
- Accepted file formats: JPG, JPEG, or PNG
- No encrypted or password-protected files
- If your documents are in a foreign language, upload a full English translation and the translator's certification with each original document.
- Upload no more than one document at a time
Accepted file name characters: English letters, numbers, spaces, periods, hyphens, underscores, and parentheses
- Maximum size: 12MB per file

[Choose](#) or drop files here to upload

Back

Next

[Return to top](#)

Topics

Contact Us

Citizenship

Schedule An Appointment

Find A Doctor

Find A Class



U.S. Citizenship and Immigration Services



[Contact USCIS](#)



USCIS.gov

An official website of the [U.S. Department of Homeland Security](#)

[About USCIS](#)

[Accessibility](#)

[Budget and Performance](#)

[DHS Components](#)

[Freedom of Information Act](#)

[No FEAR Act Data](#)

[Privacy and Legal Disclaimers](#)

[Site Map](#)

[Office of the Inspector General](#)

[The White House](#)

[USA.gov](#)

National Terrorism Advisory System

ACTIVE BULLETIN
READ MORE

[Put this widget on your web page](#)



I-765, Application for Employment Authorization

Getting Started

About You

Evidence

2 x 2 photo of you

Form I-94

Employment Authorization Document

Form I-589

Proof of appeal

BIA remand order

Criminal history

Additional Information

Review and Submit

Board Of Immigration Appeals Remand Order

If your Form I-589 has been remanded to an EOIR IJ for further adjudication of your underlying asylum claim, upload:

- A copy of the BIA decision and order remanding your case to the EOIR IJ; and
- Evidence that your asylum claim remains under review by the EOIR IJ.

File requirements

- Clear and readable
- Accepted file formats: JPG, JPEG, or PNG
- No encrypted or password-protected files
- If your documents are in a foreign language, upload a full English translation and the translator's certification with each original document.
- Upload no more than one document at a time
- Accepted file name characters: English letters, numbers, spaces, periods, hyphens, underscores, and parentheses
- Maximum size: 12MB per file

[Choose](#) or drop files here to upload

Back

Next

[Return to top](#)

Topics

Contact Us

Citizenship

Schedule An Appointment

Find A Doctor

Find A Class



U.S. Citizenship and Immigration Services



[Contact USCIS](#)



USCIS.gov
An official website of the [U.S. Department of Homeland Security](#)

[About USCIS](#)

[Accessibility](#)

[Budget and Performance](#)

[DHS Components](#)

[Freedom of Information Act](#)

[No FEAR Act Data](#)

[Privacy and Legal Disclaimers](#)

[Site Map](#)

[Office of the Inspector General](#)

[The White House](#)

[USA.gov](#)

National Terrorism Advisory System

ACTIVE BULLETIN
READ MORE

[Put this widget on your web page](#)



I-765, Application for Employment Authorization

Getting Started

About You

Evidence

2 x 2 photo of you

Form I-94

Employment Authorization Document

Form I-589

Proof of appeal

BIA remand order

Criminal history

Additional Information

Review and Submit

Criminal History

For initial and renewal applications, you are required to submit evidence of any arrests and/or convictions. If you have been convicted of an aggravated felony, you cannot be granted employment authorization under this eligibility category. USCIS will make the determination as to whether your convictions meet the definition of aggravated felony. You must, however, provide information and any supporting documentation on all crimes which you were convicted of so USCIS can make an appropriate decision. Provide a certified copy of all arrest reports, court dispositions, sentencing documents, and any other relevant documents.

NOTE: USCIS may, in its discretion, deny your application if you have been arrested and/or convicted of any crime.

File requirements

- Clear and readable
- Accepted file formats: JPG, JPEG, or PNG
- No encrypted or password-protected files
- If your documents are in a foreign language, upload a full English translation and the translator's certification with each original document.
- Upload no more than one document at a time
- Accepted file name characters: English letters, numbers, spaces, periods, hyphens, underscores, and parentheses
- Maximum size: 12MB per file

[Choose](#) or drop files here to upload

Back

Next

[Return to top](#)

Topics

Contact Us

Citizenship

Schedule An Appointment

Find A Doctor

Find A Class



U.S. Citizenship and Immigration Services



[Contact USCIS](#)



USCIS.gov
An official website of the U.S. Department of Homeland Security

[About USCIS](#)

[Accessibility](#)

[Budget and Performance](#)

[DHS Components](#)

[Freedom of Information Act](#)

[No FEAR Act Data](#)

[Privacy and Legal Disclaimers](#)

[Site Map](#)

[Office of the Inspector General](#)

[The White House](#)

[USA.gov](#)

National Terrorism Advisory System

ACTIVE BULLETIN
READ MORE

[Put this widget on your web page](#)



I-765, Application for Employment Authorization

Getting Started ▾

About You ▾

Evidence ▾

Additional Information ▲

Additional Information

Review and Submit ▾

Additional Information

If you need to provide any additional information for any of your answers to the questions in this form, enter it into the space below. You should include the questions that you are referencing.

If you do not need to provide any additional information, you may leave this section blank.

+ Add a response

Back

Next

[Return to top](#)

Topics

Contact Us

Citizenship

Schedule An Appointment

Find A Doctor

Find A Class



U.S. Citizenship and Immigration Services



[Contact USCIS](#)



USCIS.gov

An official website of the [U.S. Department of Homeland Security](#)

[About USCIS](#)

[Accessibility](#)

[Budget and Performance](#)

[DHS Components](#)

[Freedom of Information Act](#)

[No FEAR Act Data](#)

[Privacy and Legal Disclaimers](#)

[Site Map](#)

[Office of the Inspector General](#)

[The White House](#)

[USA.gov](#)

National Terrorism Advisory System



ACTIVE BULLETIN
READ MORE

[Put this widget on your web page](#)



I-765, Application for Employment Authorization

[Getting Started](#)

[About You](#)

[Evidence](#)

[Additional Information](#)

Additional Information

[Review and Submit](#)

Additional Information

If you need to provide any additional information for any of your answers to the questions in this form, enter it into the space below. You should include the questions that you are referencing.

If you do not need to provide any additional information, you may leave this section blank.

Section

Page

Question

Additional Information

0/500

Save response

Cancel

[Return to top](#)

[Topics](#)

[Contact Us](#)

[Citizenship](#)

[Schedule An Appointment](#)

[Find A Doctor](#)

[Find A Class](#)



U.S. Citizenship and Immigration Services



[Contact USCIS](#)



USCIS.gov

An official website of the [U.S. Department of Homeland Security](#)

[About USCIS](#)

[Accessibility](#)

[Budget and Performance](#)

[DHS Components](#)

[Freedom of Information Act](#)

[No FEAR Act Data](#)

[Privacy and Legal Disclaimers](#)

[Site Map](#)

[Office of the Inspector General](#)

[The White House](#)

[USA.gov](#)

National Terrorism Advisory System



ACTIVE BULLETIN
READ MORE

[Put this widget on your web page](#)

I-765, Application for Employment Authorization

- [Getting Started](#)
- [About You](#)
- [Evidence](#)
- [Additional Information](#)

Review and Submit

Review your application

- [Your application summary](#)
- [Preparer statement](#)
- [Preparer signature](#)
- [Interpreter certification](#)
- [Interpreter signature](#)
- [Your statement](#)


Check your application before you submit

We will review your application to check for accuracy and completeness before you submit it.

We encourage you to provide as many responses as you can throughout the application, to the best of your knowledge. Missing information can slow down the review process after you submit your application.

You can return to this page to review your application as many times as you want before you submit it.


Your fee

 Your form filing fee is: \$50

Refund Policy: USCIS does not refund fees, regardless of any action we take on your application, petition or request, or how long USCIS takes to reach a decision. By continuing this transaction, you acknowledge that you must submit fees in the exact amount and that you are paying the fees for a government service.

Alerts and warning

A green alert means you have completed all required fields and responses.

 We found no alerts or warnings in your application.

[Back](#)

[Next](#)

[Return to top](#)

- [Topics](#)
- [Contact Us](#)
- [Citizenship](#)
- [Schedule An Appointment](#)
- [Find A Doctor](#)
- [Find A Class](#)

I-765, Application for Employment Authorization

[Getting Started](#) ▼

[About You](#) ▼

[Evidence](#) ▼

[Additional Information](#) ▼

[Review and Submit](#) ▲

[Review your application](#)

Your application summary

[Preparer statement](#)

[Preparer signature](#)

[Interpreter statement](#)

[Interpreter signature](#)

[Your statement](#)

Review the I-765 form information

Here is a summary of all the information you provided in your application.

Make sure you have provided responses for everything that applies to you before you submit your application. You can edit your responses by going to each application section using the site navigation.

We also prepared a draft case snapshot with your responses, which you can download below.

[View draft snapshot](#) [Print](#)

Getting Started

Basis of eligibility

What is your eligibility category?

What is your degree?

What is your employer's name as listed in E-Verify?

What is your employer's E-Verify company identification number or a valid E-Verify client company identification number?

Are you a Salvadoran or Guatemalan national eligible for benefits under the ABC settlement agreement?

Have you **EVER** been arrested for and/or convicted of any crime?

Reason for applying

What is your reason for applying?

Have you previously filed Form I-765?

Evidence

2 x 2 photo of you

2 x 2 photo of you

Form I-94

I-94, Arrival and Departure Record

Employment Authorization Document

Employment Authorization Document or Government ID

Proof of enrollment

Proof of Enrollment

Previously authorized CPT or OPT

Previously authorized CPT or OPT

Form I-20

I-20, Certificate of Eligibility for Nonimmigrant Student Status

Additional Information

Additional information

Additional Information

[Return to top](#)

[Topics](#) [Contact Us](#) [Citizenship](#) [Schedule An Appointment](#) [Find A Doctor](#) [Find A Class](#)

I-765, Application for Employment Authorization

- [Getting Started](#)
- [About You](#)
- [Evidence](#)
- [Additional Information](#)

Review and Submit

- [Review your application](#)
- [Your application summary](#)
- Preparer statement**
- [Preparer signature](#)
- [Interpreter certification](#)
- [Interpreter signature](#)
- [Your statement](#)

Preparer's statement

Your preparer must read the statements below and select the statement that applies to him or her.

If your preparer is an attorney or accredited representative whose representation extends beyond preparation of this application, he or she may be obliged to submit a completed Notice of Entry of Appearance as Attorney or Accredited Representative (G-28) with your application.

- I am not an attorney or accredited representative but have prepared this application on behalf of the applicant and with the applicant's consent.
- I am an attorney or accredited representative and my representation of the applicant in this case does not extend beyond the preparation of this application.
- I am an attorney or accredited representative and my representation of the applicant in this case extends beyond the preparation of this application.





Preparer's certification and signature

Your preparer must read and agree to the certification below.



By my signature, I certify, under penalty of perjury, that I prepared this application at the request of the applicant. The applicant then reviewed this completed application and informed me that he or she understands all of the information contained in, and submitted with, his or her application, including the **Applicant's Declaration and Certification**, and that all of this information is complete, true, and correct. I completed this application based only on information that the applicant provided to me or authorized me to obtain or use.

As the applicant's preparer, you must sign on paper and provide your signature page to the applicant. Follow these steps:

-  1. [Download the Preparer Signature page](#)
-  2. Print the Preparer Signature page
-  3. Read and sign the Preparer Signature page
-  4. Give the signed Preparer Signature page to the applicant

The applicant will need to scan and upload your completed signature page on the next screen.

[Back](#)

[Next](#)

[Return to top](#)

- [Topics](#)
- [Contact Us](#)
- [Citizenship](#)
- [Schedule An Appointment](#)
- [Find A Doctor](#)
- [Find A Class](#)



[Contact USCIS](#)





I-765, Application for Employment Authorization

Getting Started ▾

About You ▾

Evidence ▾

Additional Information ▾

Review and Submit ▲

Review your application

Your application summary

Preparer statement

Preparer signature

Interpreter certification

Interpreter signature

Your statement

Preparer's signature upload

Scan and upload your preparer's completed signature page below.

File requirements

- Clear and readable
- Accepted file formats: JPG, JPEG, PDF, TIF or TIFF
- No encrypted or password-protected files
- If your documents are in a foreign language, upload a full English translation and the translator's certification with each original document.
- Upload no more than five documents at a time
- Accepted file name characters: English letters, numbers, spaces, periods, hyphens, underscores, and parentheses
- Maximum size: 12MB per file

[Choose](#) or drop files here to upload

Back

Next

[Return to top](#)

Topics

Contact Us

Citizenship

Schedule An Appointment

Find A Doctor

Find A Class



[Contact USCIS](#)



[About USCIS](#)

[Accessibility](#)

[Budget and Performance](#)

[DHS Components](#)

[Freedom of Information Act](#)

[No FEAR Act Data](#)

[Privacy and Legal Disclaimers](#)

[Site Map](#)

[Office of the Inspector General](#)

[The White House](#)

[USA.gov](#)

National Terrorism Advisory System

ACTIVE BULLETIN
READ MORE

[Put this widget on your web page](#)

I-765, Application for Employment Authorization

- [Getting Started](#) ▼
- [About You](#) ▼
- [Evidence](#) ▼
- [Additional Information](#) ▼
- [Review and Submit](#)** ▲
- [Review your application](#)
- [Your application summary](#)
- [Preparer statement](#)
- [Preparer signature](#)
- [Interpreter certification](#)**
- [Interpreter signature](#)
- [Your statement](#)





Interpreter's certification and signature

Your interpreter must read and agree to the certification below.



I certify, under penalty of perjury, that: I am fluent in English and the language provided in the Getting Started section of this application, and I have read to this applicant in the identified language every question and instruction on this application and his or her answer to every question. The applicant informed me that he or she understands every instruction, question, and answer on the application, including the Applicant's Declaration and Certification, and has verified the accuracy of every answer.

As the applicant's interpreter, you must sign on paper and provide your signature page to the applicant. Follow these steps:

-  1. [Download the Interpreter Signature page](#)
-  2. Print the Interpreter Signature page
-  3. Read and sign the Interpreter Signature page
-  4. Give the signed Interpreter Signature page to the applicant

The applicant will need to scan and upload your completed signature page on the next screen.

[Back](#)

[Next](#)

[Return to top](#)

- [Topics](#)
- [Contact Us](#)
- [Citizenship](#)
- [Schedule An Appointment](#)
- [Find A Doctor](#)
- [Find A Class](#)



U.S. Citizenship and Immigration Services




[Contact USCIS](#)



USCIS.gov
An official website of the U.S. Department of Homeland Security

- [About USCIS](#)
- [Freedom of Information Act](#)
- [Office of the Inspector General](#)
- [Accessibility](#)
- [No FEAR Act Data](#)
- [The White House](#)
- [Budget and Performance](#)
- [Privacy and Legal Disclaimers](#)
- [USA.gov](#)
- [DHS Components](#)
- [Site Map](#)

National Terrorism Advisory System



ACTIVE BULLETIN
READ MORE

[Put this widget on your web page](#)



I-765, Application for Employment Authorization

Getting Started

About You

Evidence

Additional Information

Review and Submit

Review your application

Your application summary

Preparer statement

Preparer signature

Interpreter certification

Interpreter signature

Your statement

Interpreter's signature upload

Scan and upload your interpreter's completed signature page below.

File requirements

- Clear and readable
- Accepted file formats: JPG, JPEG, PDF, TIF or TIFF
- No encrypted or password-protected files
- If your documents are in a foreign language, upload a full English translation and the translator's certification with each original document.
- Upload no more than five documents at a time
- Accepted file name characters: English letters, numbers, spaces, periods, hyphens, underscores, and parentheses
- Maximum size: 12MB per file

[Choose](#) or drop files here to upload

Back

Next

[Return to top](#)

Topics

Contact Us

Citizenship

Schedule An Appointment

Find A Doctor

Find A Class



U.S. Citizenship and Immigration Services



[Contact USCIS](#)



USCIS.gov

An official website of the [U.S. Department of Homeland Security](#)

[About USCIS](#)

[Accessibility](#)

[Budget and Performance](#)

[DHS Components](#)

[Freedom of Information Act](#)

[No FEAR Act Data](#)

[Privacy and Legal Disclaimers](#)

[Site Map](#)

[Office of the Inspector General](#)

[The White House](#)

[USA.gov](#)

National Terrorism Advisory System



ACTIVE BULLETIN
READ MORE

[Put this widget on your web page](#)



I-765, Application for Employment Authorization

Getting Started ▾

About You ▾

Evidence ▾

Additional Information ▾

Review and Submit ▲

Review your application

Your application summary

Preparer statement

Preparer signature

Interpreter certification

Interpreter signature

Your statement

Applicant's statement

You must read and agree to the statement below.

I can read and understand English, and have read and understand every question and instruction on this application, as well as my answer to every question.

Back

Next

[Return to top](#)

Topics

Contact Us

Citizenship

Schedule An Appointment

Find A Doctor

Find A Class



[Contact USCIS](#)





I-765, Application for Employment Authorization

[Getting Started](#) ▾

[About You](#) ▾

[Evidence](#) ▾

[Additional Information](#) ▾

[Review and Submit](#) ▲

[Review your application](#)

[Your application summary](#)

[Preparer statement](#)

[Preparer signature](#)

[Interpreter statement](#)

[Interpreter signature](#)

[Your statement](#)

Applicant's statement regarding the preparer

You must read and agree to the statement below.

At my request, the preparer named in the Getting Started section of this application prepared this application for me based only upon information I provided or authorized.

Applicant's statement regarding the interpreter

You must read and agree to the statement below.

The interpreter named in the Getting Started section of this application to me every question and instruction on this application and my answer to every question in the language I specified in the Getting Started section, a language in which I am fluent, and I understood everything.

[Back](#)

[Next](#)

[Return to top](#)

[Topics](#)

[Contact Us](#)

[Citizenship](#)

[Schedule An Appointment](#)

[Find A Doctor](#)

[Find A Class](#)



U.S. Citizenship and Immigration Services



[Contact USCIS](#)



[USCIS.gov](#)

An official website of the [U.S. Department of Homeland Security](#)

[About USCIS](#)

[Accessibility](#)

[Budget and Performance](#)

[DHS Components](#)

[Freedom of Information Act](#)

[No FEAR Act Data](#)

[Privacy and Legal Disclaimers](#)

[Site Map](#)

[Office of the Inspector General](#)

[The White House](#)

[USA.gov](#)

National Terrorism Advisory System



ACTIVE BULLETIN
READ MORE

[Put this widget on your web page](#)

I-765, Application for Employment Authorization

[Getting Started](#) ▾

[About You](#) ▾

[Evidence](#) ▾

[Additional Information](#) ▾

[Review and Submit](#) ▲

[Review your application](#)

[Your application summary](#)

[Preparer statement](#)

[Preparer signature](#)

[Interpreter certification](#)

[Interpreter signature](#)

[Your statement](#)

Your signature

[Pay and Submit](#)

Applicant's Declaration and Certification

You must read and agree to the certification below. If you knowingly and willfully falsify or conceal a material fact or submit a false document with your application, we can deny your application and may deny any other immigration benefit. You may also face criminal prosecution and penalties provided by the law.



Copies of any documents I have submitted are exact photocopies of unaltered, original documents, and I understand that USCIS may require that I submit original documents to USCIS at a later date. Furthermore, I authorize the release of any information from any and all of my records that USCIS may need to determine my eligibility for the immigration benefit that I seek.

I furthermore authorize release of information contained in this application, in supporting documents, and in my USCIS records, to other entities and persons where necessary for the administration and enforcement of U.S. immigration law.

I understand that USCIS may require me to appear for an appointment to take my biometrics (fingerprints, photograph, and/or signature) and, at that time, if I am required to provide biometrics, I will be required to sign an oath reaffirming that:

1. I reviewed and understood all of the information contained in, and submitted with, my application; and
2. All of this information was complete, true, and correct at the time of filing.

I certify, under penalty of perjury, that all of the information in my application and any document submitted with it were provided or authorized by me, that I reviewed and understand all of the information contained in, and submitted with, my application and that all of this information is complete, true, and correct.

I have read and agree to the applicant's statement

You must provide your digital signature below by typing your full legal name. If you do not completely fill out this application, or if you do not submit the required documents listed in the Instructions, we may deny your application. We will record the date of your signature with your application.

Your Signature

[Back](#)

[Next](#)

[Return to top](#)

[Topics](#) [Contact Us](#) [Citizenship](#) [Schedule An Appointment](#) [Find A Doctor](#) [Find A Class](#)



[Contact USCIS](#)



USCIS.gov
An official website of the U.S. Department of Homeland Security

[About USCIS](#)

[Accessibility](#)

[Budget and Performance](#)

[DHS Components](#)

[Freedom of Information Act](#)

[No FEAR Act Data](#)

[Privacy and Legal Disclaimers](#)

[Site Map](#)

[Office of the Inspector General](#)

[The White House](#)

[USA.gov](#)

National Terrorism Advisory System



ACTIVE BULLETIN
READ MORE

[Put this widget on your web page](#)

I-765, Application for Employment Authorization

[Getting Started](#) ▾

[About You](#) ▾

[Evidence](#) ▾

[Additional Information](#) ▾

[Review and Submit](#) ▲

[Review your application](#)

[Your application summary](#)

[Preparer statement](#)

[Preparer signature](#)

[Interpreter certification](#)

[Interpreter signature](#)

[Your statement](#)

[Your signature](#)

[Pay and Submit](#)

Pay for and submit your application

The final step to submit your Form I-765, Application for Employment Authorization is to pay the required fee.

Your application fee is: **[\$XXX]**

Refund policy: By continuing this transaction, you agree that you are paying for a government service and that the filing fee, biometric services fee and all related financial transactions are final and not refundable, regardless of any action USCIS takes on an application, petition or request, or how long USCIS takes to reach a decision. You must submit all fees in the exact amounts.



We will send you to Pay.gov — our safe and secure payment website — to pay your fees and submit your form online.

Here are the steps in the payment and submission process:

1. Provide your billing information on Pay.gov
2. Provide your credit card or U.S. bank account information
3. Submit your payment

When you have paid your fee, your form will be submitted.

Pay.gov will redirect you to a uscis.gov confirmation screen, which will include your receipt number. Please keep a copy of your receipt number for your records. You can track the status of your application through your USCIS online account.

[Pay and submit](#)

[Back](#)

[Next](#)

[Return to top](#)

[Topics](#) | [Contact Us](#) | [Citizenship](#) | [Schedule An Appointment](#) | [Find A Doctor](#) | [Find A Class](#)



[Contact USCIS](#)



USCIS.gov
An official website of the U.S. Department of Homeland Security

[About USCIS](#)

[Accessibility](#)

[Budget and Performance](#)

[DHS Components](#)

[Freedom of Information Act](#)

[No FEAR Act Data](#)

[Privacy and Legal Disclaimers](#)

[Site Map](#)

[Office of the Inspector General](#)

[The White House](#)

[USA.gov](#)

National Terrorism Advisory System



ACTIVE BULLETIN
READ MORE

[Put this widget on your web page](#)



I-765, Application for Employment Authorization

[Getting Started](#) ▾

[About You](#) ▾

[Evidence](#) ▾

[Additional Information](#) ▾

[Review and Submit](#) ▲

[Review your application](#)

[Your application summary](#)

[Preparer statement](#)

[Preparer signature](#)

[Interpreter certification](#)

[Interpreter signature](#)

[Your statement](#)

[Your signature](#)

[Finish and continue to I-907](#)

Finish the I-765 and continue to the I-907

By finishing this form, your Form I-765 will be locked and no further changes can be made. Please make sure that the information on your Form I-765 is complete and accurate before continuing. If you need to make any edits after finishing, you will need to create a new Form I-765.

Next, you will continue to Form I-907. Once you complete Form I-907, you can pay for and submit both forms at the same time.

[Back](#)

[Finish and continue](#)

[Return to top](#)

[Topics](#)

[Contact Us](#)

[Citizenship](#)

[Schedule An Appointment](#)

[Find A Doctor](#)

[Find A Class](#)



[Contact USCIS](#)



[About USCIS](#)

[Accessibility](#)

[Budget and Performance](#)

[DHS Components](#)

[Freedom of Information Act](#)

[No FEAR Act Data](#)

[Privacy and Legal Disclaimers](#)

[Site Map](#)

[Office of the Inspector General](#)

[The White House](#)

[USA.gov](#)

National Terrorism Advisory System



ACTIVE BULLETIN
READ MORE

[Put this widget on your web page](#)



You have successfully submitted your Application for Employment Authorization (I-765)

We will contact you if we have any questions or need additional information. You can track the status of your application through your USCIS online account.

[Go to my cases](#)

[Return to top](#)

[Topics](#)

[Contact Us](#)

[Citizenship](#)

[Schedule An Appointment](#)

[Find A Doctor](#)

[Find A Class](#)



**U.S. Citizenship
and Immigration
Services**



[Contact USCIS](#)



USCIS.gov

An official website of the [U.S. Department of Homeland Security](#)

[About USCIS](#)

[Accessibility](#)

[Budget and Performance](#)

[DHS Components](#)

[Freedom of Information Act](#)

[No FEAR Act Data](#)

[Privacy and Legal Disclaimers](#)

[Site Map](#)

[Office of the Inspector General](#)

[The White House](#)

[USA.gov](#)

National Terrorism Advisory
System



**ACTIVE
BULLETIN**
[READ MORE](#)

Put this widget on your web page



You did not submit your Application for Employment Authorization (I-765)

Your payment failed because your credit or debit card was declined.

You can try again now to sign and submit your applications or save and exit.

[Sign and submit](#)

[Return to top](#)

[Topics](#)

[Contact Us](#)

[Citizenship](#)

[Schedule An Appointment](#)

[Find A Doctor](#)

[Find A Class](#)



U.S. Citizenship
and Immigration
Services



[Contact USCIS](#)



USCIS.gov

An official website of the [U.S. Department of Homeland Security](#)

[About USCIS](#)

[Accessibility](#)

[Budget and Performance](#)

[DHS Components](#)

[Freedom of Information Act](#)

[No FEAR Act Data](#)

[Privacy and Legal Disclaimers](#)

[Site Map](#)

[Office of the Inspector General](#)

[The White House](#)

[USA.gov](#)

National Terrorism Advisory System



ACTIVE
BULLETIN
[READ MORE](#)

Put this widget on your web page



You did not submit your Application for Employment Authorization (I-765)

Your payment failed or was canceled before it could be processed on Pay.gov.

You can try again now to sign and submit your application or save your application and exit. We will save your application for 30 days from when you started it.

[Sign and submit](#)

[Return to top](#)

[Topics](#)

[Contact Us](#)

[Citizenship](#)

[Schedule An Appointment](#)

[Find A Doctor](#)

[Find A Class](#)



U.S. Citizenship and Immigration Services



[Contact USCIS](#)



USCIS.gov
An official website of the [U.S. Department of Homeland Security](#)

[About USCIS](#)

[Accessibility](#)

[Budget and Performance](#)

[DHS Components](#)

[Freedom of Information Act](#)

[No FEAR Act Data](#)

[Privacy and Legal Disclaimers](#)

[Site Map](#)

[Office of the Inspector General](#)

[The White House](#)

[USA.gov](#)

National Terrorism Advisory System



ACTIVE BULLETIN
READ MORE

Put this widget on your web page