


*NATIONAL CENTER FOR EDUCATION STATISTICS
NATIONAL ASSESSMENT OF EDUCATIONAL PROGRESS*

*National Assessment of Educational Progress (NAEP)
2025 Long-Term Trend (LTT) Clearance Package*

Appendix G

Long-Term Trend (LTT) 2025 Survey Questionnaires

OMB# 1850-0928 v.32



October 2023
revised February 2024

LTT Age 9 and Age 13 Core Math and Reading Survey Questionnaires were previously approved by OMB (OMB# 1850-0928 v.26). LTT Age 17 SQs were previously approved by OMB (OMB# 1850-0928 v.16).

This appendix includes all final LTT 2025 questionnaires.


Table of Contents

Sample NAEP Student Questionnaire Cover Page (LTT Age 9)	3
Appendix G-1: Operational LTT Age 9 Mathematics (Previously approved by OMB – OMB# 1850-0928 v.26).....	4
Appendix G-2: Operational Age 9 Reading (Previously approved by OMB – OMB# 1850-0928 v.26).....	7
Sample NAEP School Questionnaire Cover Page (LTT Age 9)	10
Appendix G-3: Summary of Changes Operational LTT Age 9 Core School Items.....	11
Appendix G-4: Operational LTT Age 9 Core School Items.....	12
Sample NAEP Student Questionnaire Cover Page (LTT Age 13)	24
Appendix G-5: Operational LTT Age 13 Mathematics (Previously approved by OMB – OMB# 1850-0928 v.26).....	25
Appendix G-6: Operational LTT Age 13 Reading (Previously approved by OMB – OMB# 1850-0928 v.26).....	28
Sample NAEP School Questionnaire Cover Page (LTT Age 13)	31
Appendix G-7: Summary of Changes Operational LTT Age 13 Core School Items.....	32
Appendix G-8: Operational LTT Age 13 Core School Items.....	34
Sample NAEP Student Questionnaire Cover Page (LTT Age 17)	46
Appendix G-9: Operational Age 17 Mathematics (Previously approved by OMB – OMB# 1850-0928 v.16).....	47
Appendix G-10: Operational Age 17 Reading (Previously approved by OMB – OMB# 1850-0928 v.16).....	51
Sample NAEP School Questionnaire Cover Page (LTT Age 17)	55
Appendix G-11: Summary of Changes Operational LTT Age 17 Core School Items.....	56
Appendix G-12: Operational LTT Age 17 Core School Items.....	57

Sample NAEP Student Questionnaire Cover Page (LTT Age 9)

Note: Sample cover pages will be updated in an upcoming Amendment.

- P
- 7
- 4
- 2
- 1
- P
- 7
- 4
- 2
- 1
- P
- 7
- 4
- 2
- 1
- P
- 7
- 4
- 2
- 1
- P
- 7
- 4
- 2
- 1
- P
- 7
- 4
- 2
- 1
- P
- 7
- 4
- 2
- 1
- P
- 7
- 4
- 2
- 1
- P
- 7
- 4
- 2
- 1
- P
- 7
- 4
- 2
- 1
- P
- 7
- 4
- 2
- 1



2022
LTT-9

SECTION	
1	Mxx
2	Mxx
3	Mxx
4	BM

Mathematics
Book
MXXX

Admin Form Line #

From Session #

School Information

SCHOOL #

Planning Code (Col. C)

Admin. Code (Col. J)

If Code 2 or 3, complete the box below.

Accommodations Offered in Regular or Separate Session
(Code All That Apply)

If Extended Time (EXT) is coded below, enter the total time used below.

- EXT
- SMG
- ONE
- RA-D
- RA-O
- RA-A
- CT-R
- BRK
- SSTF
- SCR
- LRG
- MAG
- TEM
- EQP
- SEA
- CUE
- BRL
- SL-D
- SL-P
- SL-R
- BI-D
- RA-DS
- BI-B
- RA-AS
- OTR

DO NOT USE

<input type="text"/>	<input type="text"/>	<input type="text"/>
0	0	0
1	1	1
2	2	2
3	3	3
4	4	4
5	5	5
6	6	6
7	7	7
8	8	8
9	9	9

PLACE LABEL HERE

National Center for Education Statistics (NCES) conducts the National Assessment of Educational Progress to evaluate federally supported education programs. All of the information you provide may be used only for statistical purposes and may not be disclosed, or used, in identifiable form for any other purpose except as required by law (20 U.S.C. §9573 and 8 U.S.C. §151). By law, every NCES employee as well as every NCES agent, such as contractors and NAEP coordinators, has taken an oath and is subject to a jail term of up to 5 years, a fine of \$250,000, or both if he or she willfully discloses ANY identifiable information about you. Electronic submission of your information will be monitored for viruses, malware, and other threats by Federal employees and contractors in accordance with the Cybersecurity Enhancement Act of 2015.

NCES estimates the time required to complete this information collection to average 70 minutes, including the time to review instructions and complete and review the information collection. This voluntary information collection was reviewed and approved by OMB (Control No. 1850-0928). If you have any comments concerning the accuracy of the time estimate, suggestions for improving this collection, or any comments or concerns regarding the status of your individual submission, please write to: National Assessment of Educational Progress (NAEP), National Center for Education Statistics (NCES), Potomac Center Plaza, 550 12th St., SW, 4th floor, Washington, DC 20202, or send an email to: nces.information.collectors@ed.gov.
OMB No. 1850-0928 APPROVAL EXPIRES 5/31/2024
XXXXXXXX-001521 Printed in the USA by Pearson ISD36056

Appendix G-1: Operational LTT Age 9 Mathematics
(Previously approved by OMB – OMB# 1850-0928 v.26)

VB331330

1. Are you Hispanic or Latino? Fill in **one or more ovals**.
- A No, I am not Hispanic or Latino.
 - B Yes, I am Mexican, Mexican American, or Chicano.
 - C Yes, I am Puerto Rican or Puerto Rican American.
 - D Yes, I am Cuban or Cuban American.
 - E Yes, I am from some other Hispanic or Latino background.

VB331331

2. Which of the following best describes you? Fill in **one or more ovals**.
- A White
 - B Black or African American
 - C Asian
 - D American Indian or Alaska Native
 - E Native Hawaiian or other Pacific Islander

VB331335

3. About how many books are there in your home?
- A Few (0–10)
 - B Enough to fill one shelf (11–25)
 - C Enough to fill one bookcase (26–100)
 - D Enough to fill several bookcases (more than 100)

VB331336

4. Is there a computer at home that you use?
- A Yes
 - B No

5. About how many pages a day do you have to read in school and for homework?

- A 5 or fewer
- B 6–10
- C 11–15
- D 16–20
- E More than 20

BO001200

6. How much time did you spend on homework yesterday?

- A No homework was assigned.
- B I had homework but didn't do it.
- C Less than 1 hour
- D 1 to 2 hours
- E More than 2 hours

VB331339

7. How often do you talk about things you have studied in school with someone in your family?

- A Never or hardly ever
- B Once every few weeks
- C About once a week
- D Two or three times a week
- E Every day

VB331447

8. How many days were you absent from school in the last month?

- A None
- B 1 or 2 days
- C 3 or 4 days
- D 5 to 10 days
- E More than 10 days

9. How often do people in your home talk to each other in a language other than English?
- A Never
 - B Once in a while
 - C About half of the time
 - D All or most of the time

Appendix G-2: Operational Age 9 Reading
(Previously approved by OMB – OMB# 1850-0928 v.26)

VB331330

1. Are you Hispanic or Latino? Fill in **one or more ovals**.
- A No, I am not Hispanic or Latino.
 - B Yes, I am Mexican, Mexican American, or Chicano.
 - C Yes, I am Puerto Rican or Puerto Rican American.
 - D Yes, I am Cuban or Cuban American.
 - E Yes, I am from some other Hispanic or Latino background.

VB331331

2. Which of the following best describes you? Fill in **one or more ovals**.
- A White
 - B Black or African American
 - C Asian
 - D American Indian or Alaska Native
 - E Native Hawaiian or other Pacific Islander

VB331335

3. About how many books are there in your home?
- A Few (0–10)
 - B Enough to fill one shelf (11–25)
 - C Enough to fill one bookcase (26–100)
 - D Enough to fill several bookcases (more than 100)

VB331336

4. Is there a computer at home that you use?
- A Yes
 - B No

5. About how many pages a day do you have to read in school and for homework?
- A 5 or fewer
 - B 6–10
 - C 11–15
 - D 16–20
 - E More than 20

BO001200

6. How much time did you spend on homework yesterday?
- A No homework was assigned.
 - B I had homework but didn't do it.
 - C Less than 1 hour
 - D 1 to 2 hours
 - E More than 2 hours

VB331339

7. How often do you talk about things you have studied in school with someone in your family?
- A Never or hardly ever
 - B Once every few weeks
 - C About once a week
 - D Two or three times a week
 - E Every day

VB331447

8. How many days were you absent from school in the last month?
- A None
 - B 1 or 2 days
 - C 3 or 4 days
 - D 5 to 10 days
 - E More than 10 days

9. How often do people in your home talk to each other in a language other than English?

- A Never
- B Once in a while
- C About half of the time
- D All or most of the time


SO003500

10. How often do you do each of the following things?

	Almost every day	Once or twice a week	Once or twice a month	A few times a year	Never or hardly ever	
a. Read for fun on your own time.	A	B	C	D	E	VC375071
b. Tell a friend about a good book.	A	B	C	D	E	VC375073

Sample NAEP School Questionnaire Cover Page (LTT Age 9)

Note: Sample cover pages will be updated in an upcoming Amendment.



2022
LTT-9

School
Questionnaire

Q-950

Directions For School Staff

To complete this questionnaire:

- Use a number 2 pencil.
- Answer each question to the best of your ability.
- Return the questionnaire to your NAEP school coordinator by ____ / ____ .

For NAEP Staff Use Only

SCHOOL #

--	--	--	--	--	--

DO NOT USE

A	B	C	D	E	F
0	0	0	0	0	0
1	1	1	1	1	1
2	2	2	2	2	2
3	3	3	3	3	3
4	4	4	4	4	4
5	5	5	5	5	5
6	6	6	6	6	6
7	7	7	7	7	7
8	8	8	8	8	8
9	9	9	9	9	9

PLACE LABEL HERE

National Center for Education Statistics (NCES) conducts the National Assessment of Educational Progress to evaluate federally supported education programs. All of the information you provide may be used only for statistical purposes and may not be disclosed, or used, in identifiable form for any other purpose except as required by law (20 U.S.C. §§9673 and 6 U.S.C. §151). By law, every NCES employee as well as every NCES agent, such as contractors and NAEP coordinators, has taken an oath and is subject to a jail term of up to 5 years, a fine of \$250,000, or both if he or she willfully discloses ANY identifiable information about you. Electronic submission of your information will be monitored for viruses, malware, and other threats by Federal employees and contractors in accordance with the Cybersecurity Enhancement Act of 2015.

NCES estimates the time required to complete this information collection to average 40 minutes, including the time to review instructions and complete and review the information collection. This voluntary information collection was reviewed and approved by OMB (Control No. 1850-0928). If you have any comments concerning the accuracy of the time estimate, suggestions for improving this collection, or any comments or concerns regarding the status of your individual submission, please write to: National Assessment of Educational Progress (NAEP), National Center for Education Statistics (NCES), Potomac Center Plaza, 550 12th St., SW, 4th floor, Washington, DC 20202, or send an email to: nces.information.collections@ed.gov.

OMB No. 1850-0928 APPROVAL EXPIRES 5/31/2024
202663-001:321 Printed in the USA by Pearson ISD35181

Appendix G-3: Summary of Changes Operational LTT Age 9 Core School Items

2024/2025 Operational Age 9 Long-Term Trend Core School Items			
Previous Item	2024/2025 LTT Item	D/A/ R+	Rationale
<p>3. Please identify the organization(s) listed below to which your school is most closely affiliated. Select all squares that apply.</p> <ul style="list-style-type: none"> <input type="checkbox"/> American Association of Christian Schools <input type="checkbox"/> Association of Christian Schools International <input type="checkbox"/> Christian Schools International <input type="checkbox"/> National Association of Episcopal Schools <input type="checkbox"/> National Association of Independent Schools <input type="checkbox"/> National Catholic Educational Association <input type="checkbox"/> National Society of Hebrew Day Schools <input type="checkbox"/> The Association of Boarding Schools <input type="checkbox"/> Not affiliated with any organization <p>(2024 Grade 4, 8, and 12)</p>	<p style="font-size: small; margin: 0;">V18B0791</p> <p>N/A</p>	<p>D</p>	<p>Dropped this item given the sample size of schools in LTT, and to reduce respondent burden.</p>
<p>6. Approximately what percentage of fourth-graders in your school is new this year?</p> <p><input type="text"/><input type="text"/><input type="text"/> %</p> <p>(2024 Grade 4)</p>	<p style="font-size: small; margin: 0;">V18C0020</p> <p>N/A</p>	<p>D</p>	<p>Asking about fourth graders does not fit the LTT context as LTT is based on the age of students rather than the grade.</p>
<p>7. About what percentage of this year's fourth-graders was held back and is repeating fourth grade?</p> <ul style="list-style-type: none"> <input type="checkbox"/> 0% <input type="checkbox"/> 1-2% <input type="checkbox"/> 3-5% <input type="checkbox"/> 6-10% <input type="checkbox"/> More than 10% <p>(2024 Grade 4)</p>	<p style="font-size: small; margin: 0;">V18D0111</p> <p>N/A</p>	<p>D</p>	<p>Asking about fourth graders does not fit the LTT context as LTT is based on the age of students rather than the grade.</p>

Appendix G-4: Operational LTT Age 9 Core School Items

V1E40382

1. What grades are taught in your school? Select **all** squares that apply.

- A Pre-kindergarten
- B Kindergarten
- C 1st grade
- D 2nd grade
- E 3rd grade
- F 4th grade
- G 5th grade
- H 6th grade
- I 7th grade
- J 8th grade
- K 9th grade
- L 10th grade
- M 11th grade
- N 12th grade

V1B60697

2. Can your school be described by any of the following? Select **all** squares that apply.

- A Elementary school
- B Middle or junior high school
- C Secondary school
- D Regular school with a magnet program
- E A magnet school or a school with a special program emphasis, e.g., science/mathematics school, performing arts school, talented/gifted school, foreign language immersion school
- F Special education school: primarily serves students with disabilities
- G Alternative school: offers a curriculum designed to provide alternative or nontraditional education, not clearly categorized as regular, special, or vocational education
- H Private independent school
- I Private religiously affiliated school
- J Independent charter school
- K Charter school administered by local school district

3. What is the current enrollment in your school?

4. Of the students currently enrolled in your school, what percentage has been identified as limited-English proficient?

- Ⓐ 0%
- Ⓑ 1–5%
- Ⓒ 6–10%
- Ⓓ 11–25%
- Ⓔ 26–50%
- Ⓕ 51–75%
- Ⓖ 76–90%
- Ⓗ Over 90%

5. Last school year, approximately what percentage of students at your school enrolled after the first day of school?

- Ⓐ 0%
- Ⓑ 1–3%
- Ⓒ 4–6%
- Ⓓ 7–10%
- Ⓔ 11–20%
- Ⓕ Over 20%

6. Last school year, approximately what percentage of students at your school left before the end of the school year?

- A 0%
- B 1–3%
- C 4–6%
- D 7–10%
- E 11–20%
- F Over 20%

7. Does your school participate in the National School Lunch Program?

- A Yes
- B No

8. How does the school operate the program?

- A Student eligibility is determined individually, and eligible students receive free or reduced-price lunch.
- B All students in school receive free lunch under special provisions (e.g., Provision 2 or 3).

9. During this school year, about what percentage of students in your school was eligible to receive a free or reduced-price lunch through the National School Lunch Program?

- Ⓐ 0%
- Ⓑ 1–5%
- Ⓒ 6–10%
- Ⓓ 11–25%
- Ⓔ 26–34%
- Ⓕ 35–50%
- Ⓖ 51–75%
- Ⓗ 76–99%
- Ⓘ 100%

10. Does your school receive Title I funding? (Title I is a federally funded program that provides educational services, such as remedial reading or remedial math, to children who live in areas with high concentrations of low-income families.)

- Ⓐ No
- Ⓑ Yes, our school receives funds, which are targeted to eligible students.
- Ⓒ Yes, our school receives funds, which are used for schoolwide purposes.

11. Approximately what percentage of students in your school receives the following services? Select **one** circle in each row. Students who receive more than one service should be counted for each service they receive. Please report the percentage of students who receive each of the following services as of the day you respond to this questionnaire.

	None	1-5%	6-10%	11-25%	26-50%	51-75%	76-90%	Over 90%	
a. Targeted Title I services	<input type="radio"/>	<input type="radio"/>	<input type="radio"/>	<input type="radio"/>	<input type="radio"/>	<input type="radio"/>	<input type="radio"/>	<input type="radio"/>	VH241931
b. Gifted and talented program	<input type="radio"/>	<input type="radio"/>	<input type="radio"/>	<input type="radio"/>	<input type="radio"/>	<input type="radio"/>	<input type="radio"/>	<input type="radio"/>	VH241922
c. English-as-a-second-language (not in a bilingual education program)	<input type="radio"/>	<input type="radio"/>	<input type="radio"/>	<input type="radio"/>	<input type="radio"/>	<input type="radio"/>	<input type="radio"/>	<input type="radio"/>	VH241924
d. Special education	<input type="radio"/>	<input type="radio"/>	<input type="radio"/>	<input type="radio"/>	<input type="radio"/>	<input type="radio"/>	<input type="radio"/>	<input type="radio"/>	VH241925

12. During **this school year**, what percentage of your students have been absent from school 10% or more of all school days?

- None
- 1-5%
- 6-10%
- 11-25%
- 26-50%
- 51-75%
- 76-90%
- Over 90%

13. In this school year, have any of the following interventions been provided to students since the period of extended remote and hybrid learning because of the COVID-19 pandemic? Select **one** circle in each row.

	Yes, for all students	Yes, for most students	Yes, for some students	No	
a. In-school tutoring programs	<input type="radio"/>	<input type="radio"/>	<input type="radio"/>	<input type="radio"/>	VR730440
b. Remedial measures to reduce gaps between students' knowledge/skills and achievement standards	<input type="radio"/>	<input type="radio"/>	<input type="radio"/>	<input type="radio"/>	VR730441
c. Diagnostic assessments to evaluate gaps between students' knowledge/skills and achievement standards	<input type="radio"/>	<input type="radio"/>	<input type="radio"/>	<input type="radio"/>	VR730442
d. Additional learning time or sessions to students outside of their regular instruction (e.g., after-school programs, extended school year, or extended school day programs)	<input type="radio"/>	<input type="radio"/>	<input type="radio"/>	<input type="radio"/>	VR730443
e. Social-emotional supports (e.g., counseling or a toll-free hotline)	<input type="radio"/>	<input type="radio"/>	<input type="radio"/>	<input type="radio"/>	VR730444

14. In this school year, which tutoring models were used in your school? Select **one** circle in each row.

	Yes	No	
a. High-dosage tutoring (i.e., tutoring that takes place for 90 minutes or more per week in groups of 1-4 students)	<input type="radio"/>	<input type="radio"/>	VR730445
b. Standard tutoring (i.e., tutoring that takes place between 30 and 89 minutes per week in groups of 1-4 students)	<input type="radio"/>	<input type="radio"/>	VR730446
c. On-demand, online tutoring	<input type="radio"/>	<input type="radio"/>	VR730447
d. Peer tutoring (i.e., tutoring provided by high-achieving students)	<input type="radio"/>	<input type="radio"/>	VR730448

15. In this school year, did any of the following types of people administer tutoring? Select **one** circle in each row.

	Yes, in person	Yes, online	Yes, both in person and online	No	
a. Teachers with training in tutoring methods	<input type="radio"/>	<input type="radio"/>	<input type="radio"/>	<input type="radio"/>	VR730449
b. Teachers without training in tutoring methods	<input type="radio"/>	<input type="radio"/>	<input type="radio"/>	<input type="radio"/>	VR730450
c. Paraprofessionals with training in tutoring methods	<input type="radio"/>	<input type="radio"/>	<input type="radio"/>	<input type="radio"/>	VR730451
d. Paraprofessionals without training in tutoring methods	<input type="radio"/>	<input type="radio"/>	<input type="radio"/>	<input type="radio"/>	VR730452
e. Volunteer tutors	<input type="radio"/>	<input type="radio"/>	<input type="radio"/>	<input type="radio"/>	VR730453
f. Contracted partners or external vendors specialized in providing tutoring services	<input type="radio"/>	<input type="radio"/>	<input type="radio"/>	<input type="radio"/>	VR730454
g. High-achieving students	<input type="radio"/>	<input type="radio"/>	<input type="radio"/>	<input type="radio"/>	VR730455

16. During a typical week of school, what is the total number of regularly scheduled volunteers, including parents, working in the school? Include only volunteers physically in the school building.

- 0
- 1–5
- 6–10
- 11–15
- 16–25
- More than 25

17. For all teacher counts entered in this item:

INCLUDE these types of teachers:

- *Regular*
- *Special area or resource teachers (e.g., special education, Title I, art, music, physical education)*
- *Long-term substitute teachers*

INCLUDE these types of teachers:

- *Itinerant teachers who teach part-time at this school*
- *Employees reported in other items of this section if they also have a part-time teaching assignment at this school*

DO NOT INCLUDE:

- *Student teachers*
- *Short-term substitute teachers*
- *Teachers who teach ONLY pre-kindergarten or adult education*

Around the first of October, how many TEACHERS held full-time or part-time positions or assignments in this school? *If none, mark (0) in the boxes.*

a. Full-time

_____ Full-time teachers

b. Part-time

_____ Part-time teachers

18. About what percentage of your teachers is absent on an average day? (Include all absences in calculating this rate.)

- Ⓐ 0–2%
- Ⓑ 3–5%
- Ⓒ 6–10%
- Ⓓ More than 10%

19. How much does each of the following statements describe the teachers at your school this year? Select **one** circle in each row.

	Not at all like the teachers at my school	A little bit like the teachers at my school	Quite a bit like the teachers at my school	Exactly like the teachers at my school	
a. Teachers care about the students.	<input type="radio"/> Ⓐ	<input type="radio"/> Ⓑ	<input type="radio"/> Ⓒ	<input type="radio"/> Ⓓ	VR586422
b. Students feel comfortable talking with their teachers.	<input type="radio"/> Ⓐ	<input type="radio"/> Ⓑ	<input type="radio"/> Ⓒ	<input type="radio"/> Ⓓ	VR586423
c. Teachers expect students to do well.	<input type="radio"/> Ⓐ	<input type="radio"/> Ⓑ	<input type="radio"/> Ⓒ	<input type="radio"/> Ⓓ	VR586424
d. Teachers are available when students need them.	<input type="radio"/> Ⓐ	<input type="radio"/> Ⓑ	<input type="radio"/> Ⓒ	<input type="radio"/> Ⓓ	VR586425
e. Teachers try to understand students' problems.	<input type="radio"/> Ⓐ	<input type="radio"/> Ⓑ	<input type="radio"/> Ⓒ	<input type="radio"/> Ⓓ	VR586426
f. Teachers notice if students need help.	<input type="radio"/> Ⓐ	<input type="radio"/> Ⓑ	<input type="radio"/> Ⓒ	<input type="radio"/> Ⓓ	VR586427
g. Teachers treat all students respectfully.	<input type="radio"/> Ⓐ	<input type="radio"/> Ⓑ	<input type="radio"/> Ⓒ	<input type="radio"/> Ⓓ	VR586428

20. Does your school, district, or diocese offer tenure to teachers?

- Ⓐ Yes
- Ⓑ No

21. In this school year, which of the following types of computers or other digital devices are available in your school or distributed by the school for student use? Select **all** squares that apply.
- Desktop computers
 - Laptop computers (including Chromebooks)
 - Tablets (for example, Surface Pro, iPad, Kindle Fire)

22. What is the average age of the **desktop computers** in your school?
- Up to 2 years old
 - More than 2 years but less than 4 years old
 - More than 4 years but less than 6 years old
 - 6 years old or more
 - I don't know.

23. In your school, where are **desktop computers** available for students to work? Select **all** squares that apply.
- In some classrooms
 - In all classrooms
 - In a media center
 - In a computer lab
 - In the school library
 - The school distributed desktop computers to students doing distance learning.

24. What is the total number of **laptop computers** (including Chromebooks) available for students in your school? Enter the number of laptop computers.

25. What is the average age of the **laptop computers** (including Chromebooks) in your school?

- Up to 2 years old
- More than 2 years but less than 4 years old
- More than 4 years but less than 6 years old
- 6 years old or more
- I don't know.

26. In your school, where are **laptop computers** (including Chromebooks) available for students to work? Select **all** squares that apply.

- In some classrooms
- In all classrooms
- In a media center
- In a computer lab
- In the school library
- On mobile carts
- The school distributed laptop computers to students doing distance learning.

27. What is the total number of **tablets** (for example, Surface Pro, iPad, Kindle Fire) available for students in your school? Enter the number of tablets.


28. What is the average age of the **tablets** (for example, Surface Pro, iPad, Kindle Fire) in your school?
- Ⓐ Up to 2 years old
 - Ⓑ More than 2 years but less than 4 years old
 - Ⓒ More than 4 years but less than 6 years old
 - Ⓓ 6 years old or more
 - Ⓔ I don't know.

29. In your school, where are **tablets** (for example, Surface Pro, iPad, Kindle Fire) available for students to work? Select **all** squares that apply.
- Ⓐ In some classrooms
 - Ⓑ In all classrooms
 - Ⓒ In a media center
 - Ⓓ In a computer lab
 - Ⓔ In the school library
 - Ⓕ On mobile carts
 - Ⓖ The school distributed tablets to students doing distance learning.

30. In your school, is there a wireless Internet connection that students can use for schoolwork?
- Ⓐ Yes, everywhere or almost everywhere in the school.
 - Ⓑ Yes, in some areas of the school.
 - Ⓒ No

Sample NAEP Student Questionnaire Cover Page (LTT Age 13)

Note: Sample cover pages will be updated in an upcoming Amendment.



2022
LTT-13

SECTION	
1	Mxx
2	Mxx
3	Mxx
4	BM
5	CVM

Mathematics
Book
MXXX

Admin Form Line #

From Session #

School Information

SCHOOL #

Planning Code (Col. C)

Admin. Code (Col. J)

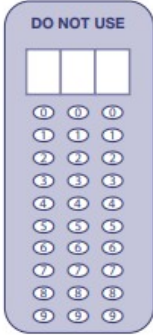

If Code 2 or 3, complete the box below.

Accommodations Offered in Regular or Separate Session (Code All That Apply)

If Extended Time (EXT) is coded below, enter the total time used below.

<input type="checkbox"/> EXT	<input type="checkbox"/> LRG
<input type="checkbox"/> SMG	<input type="checkbox"/> MAG
<input type="checkbox"/> ONE	<input type="checkbox"/> TEM
<input type="checkbox"/> RA-D	<input type="checkbox"/> EQP
<input type="checkbox"/> RA-O	<input type="checkbox"/> SEA
<input type="checkbox"/> RA-A	<input type="checkbox"/> CUE
<input type="checkbox"/> CT-R	<input type="checkbox"/> BRL
<input type="checkbox"/> BRK	<input type="checkbox"/> SL-D
<input type="checkbox"/> SSTF	<input type="checkbox"/> SL-P
<input type="checkbox"/> SCR	<input type="checkbox"/> SL-R
	<input type="checkbox"/> BI-D
	<input type="checkbox"/> RA-DS
	<input type="checkbox"/> BI-B
	<input type="checkbox"/> RA-AS
	<input type="checkbox"/> OTR

PLACE LABEL HERE



National Center for Education Statistics (NCES) conducts the National Assessment of Educational Progress to evaluate federally supported education programs. All of the information you provide may be used only for statistical purposes and may not be disclosed, or used, in identifiable form for any other purpose except as required by law (20 U.S.C. §9573 and 6 U.S.C. §151). By law, every NCES employee as well as every NCES agent, such as contractors and NAEP coordinators, has taken an oath and is subject to a jail term of up to 5 years, a fine of \$250,000, or both if he or she willfully discloses ANY identifiable information about you. Electronic submission of your information will be monitored for viruses, malware, and other threats by Federal employees and contractors in accordance with the Cybersecurity Enhancement Act of 2015.

NCES estimates the time required to complete this information collection to average 70 minutes, including the time to review instructions and complete and review the information collection. This voluntary information collection was reviewed and approved by OMB (Control No. 1850-0928). If you have any comments concerning the accuracy of the time estimate, suggestions for improving this collection, or any comments or concerns regarding the status of your individual submission, please write to: National Assessment of Educational Progress (NAEP), National Center for Education Statistics (NCES), Patomac Center Plaza, 550 12th St., SW, 4th floor, Washington, DC 20202, or send an email to: nces.information.collections@ed.gov.
OMB No. 1850-0928 APPROVAL EXPIRES 5/31/2024
XXXXXX-001:321 Printed in the USA by Pearson ISD36222

Appendix G-5: Operational LTT Age 13 Mathematics
(Previously approved by OMB – OMB# 1850-0928 v.26)

VB331330

1. Are you Hispanic or Latino? Fill in **one or more ovals**.

- A No, I am not Hispanic or Latino.
- B Yes, I am Mexican, Mexican American, or Chicano.
- C Yes, I am Puerto Rican or Puerto Rican American.
- D Yes, I am Cuban or Cuban American.
- E Yes, I am from some other Hispanic or Latino background.

VB331331

2. Which of the following best describes you? Fill in **one or more ovals**.

- A White
- B Black or African American
- C Asian
- D American Indian or Alaska Native
- E Native Hawaiian or other Pacific Islander

VB331335

3. About how many books are there in your home?

- A Few (0–10)
- B Enough to fill one shelf (11–25)
- C Enough to fill one bookcase (26–100)
- D Enough to fill several bookcases (more than 100)

VB331336

4. Is there a computer at home that you use?

- A Yes
- B No

5. About how many pages a day do you have to read in school and for homework?

- Ⓐ 5 or fewer
- Ⓑ 6–10
- Ⓒ 11–15
- Ⓓ 16–20
- Ⓔ More than 20

6. How much time did you spend on homework yesterday?

- Ⓐ No homework was assigned.
- Ⓑ I had homework but didn't do it.
- Ⓒ Less than 1 hour
- Ⓓ 1 to 2 hours
- Ⓔ More than 2 hours

7. How often do you talk about things you have studied in school with someone in your family?

- Ⓐ Never or hardly ever
- Ⓑ Once every few weeks
- Ⓒ About once a week
- Ⓓ Two or three times a week
- Ⓔ Every day

8. How many days were you absent from school in the last month?

- Ⓐ None
- Ⓑ 1 or 2 days
- Ⓒ 3 or 4 days
- Ⓓ 5 to 10 days
- Ⓔ More than 10 days

9. How far in school did your mother go?
- Ⓐ She did not finish high school.
 - Ⓑ She graduated from high school.
 - Ⓒ She had some education after high school.
 - Ⓓ She graduated from college.
 - Ⓔ I don't know.

10. How far in school did your father go?
- Ⓐ He did not finish high school.
 - Ⓑ He graduated from high school.
 - Ⓒ He had some education after high school.
 - Ⓓ He graduated from college.
 - Ⓔ I don't know.

11. How often do people in your home talk to each other in a language other than English?
- Ⓐ Never
 - Ⓑ Once in a while
 - Ⓒ About half of the time
 - Ⓓ All or most of the time

12. What kind of mathematics are you taking this year?
- Ⓐ I am not taking mathematics this year.
 - Ⓑ Regular mathematics
 - Ⓒ Pre-algebra
 - Ⓓ Algebra
 - Ⓔ Other

Appendix G-6: Operational LTT Age 13 Reading
(Previously approved by OMB – OMB# 1850-0928 v.26)

VB331330

1. Are you Hispanic or Latino? Fill in **one or more ovals**.
- Ⓐ No, I am not Hispanic or Latino.
 - Ⓑ Yes, I am Mexican, Mexican American, or Chicano.
 - Ⓒ Yes, I am Puerto Rican or Puerto Rican American.
 - Ⓓ Yes, I am Cuban or Cuban American.
 - Ⓔ Yes, I am from some other Hispanic or Latino background.

VB331331

2. Which of the following best describes you? Fill in **one or more ovals**.
- Ⓐ White
 - Ⓑ Black or African American
 - Ⓒ Asian
 - Ⓓ American Indian or Alaska Native
 - Ⓔ Native Hawaiian or other Pacific Islander

VB331335

3. About how many books are there in your home?
- Ⓐ Few (0–10)
 - Ⓑ Enough to fill one shelf (11–25)
 - Ⓒ Enough to fill one bookcase (26–100)
 - Ⓓ Enough to fill several bookcases (more than 100)

VB331336

4. Is there a computer at home that you use?
- Ⓐ Yes
 - Ⓑ No

5. About how many pages a day do you have to read in school and for homework?

- Ⓐ 5 or fewer
- Ⓑ 6–10
- Ⓒ 11–15
- Ⓓ 16–20
- Ⓔ More than 20

6. How much time did you spend on homework yesterday?

- Ⓐ No homework was assigned.
- Ⓑ I had homework but didn't do it.
- Ⓒ Less than 1 hour
- Ⓓ 1 to 2 hours
- Ⓔ More than 2 hours

7. How often do you talk about things you have studied in school with someone in your family?

- Ⓐ Never or hardly ever
- Ⓑ Once every few weeks
- Ⓒ About once a week
- Ⓓ Two or three times a week
- Ⓔ Every day

8. How many days were you absent from school in the last month?

- Ⓐ None
- Ⓑ 1 or 2 days
- Ⓒ 3 or 4 days
- Ⓓ 5 to 10 days
- Ⓔ More than 10 days

9. How far in school did your mother go?

- Ⓐ She did not finish high school.
- Ⓑ She graduated from high school.
- Ⓒ She had some education after high school.
- Ⓓ She graduated from college.
- Ⓔ I don't know.

10. How far in school did your father go?

- Ⓐ He did not finish high school.
- Ⓑ He graduated from high school.
- Ⓒ He had some education after high school.
- Ⓓ He graduated from college.
- Ⓔ I don't know.

11. How often do people in your home talk to each other in a language other than English?


- Ⓐ Never
- Ⓑ Once in a while
- Ⓒ About half of the time
- Ⓓ All or most of the time

12. How often do you do each of the following things?

	Almost every day	Once or twice a week	Once or twice a month	A few times a year	Never or hardly ever	
a. Read for fun on your own time.	<input type="radio"/> Ⓐ	<input type="radio"/> Ⓑ	<input type="radio"/> Ⓒ	<input type="radio"/> Ⓓ	<input type="radio"/> Ⓔ	VC375071
b. Tell a friend about a good book.	<input type="radio"/> Ⓐ	<input type="radio"/> Ⓑ	<input type="radio"/> Ⓒ	<input type="radio"/> Ⓓ	<input type="radio"/> Ⓔ	VC375073

Sample NAEP School Questionnaire Cover Page (LTT Age 13)

Note: Sample cover pages will be updated in an upcoming Amendment.



2022
LTT-13

School
Questionnaire

Q-950

Directions For School Staff

To complete this questionnaire:

- Use a number 2 pencil.
- Answer each question to the best of your ability.
- Return the questionnaire to your NAEP school coordinator by ___ / ___ .

For NAEP Staff Use Only

SCHOOL #

--	--	--	--	--	--

DO NOT USE

A	B	C	D	E	F
0	0	0	0	0	0
1	1	1	1	1	1
2	2	2	2	2	2
3	3	3	3	3	3
4	4	4	4	4	4
5	5	5	5	5	5
6	6	6	6	6	6
7	7	7	7	7	7
8	8	8	8	8	8
9	9	9	9	9	9

PLACE LABEL HERE

National Center for Education Statistics (NCES) conducts the National Assessment of Educational Progress to evaluate federally supported education programs. All of the information you provide may be used only for statistical purposes and may not be disclosed, or used, in identifiable form for any other purpose except as required by law (20 U.S.C. §§9573 and 6 U.S.C. §151). By law, every NCES employee as well as every NCES agent, such as contractors and NAEP coordinators, has taken an oath and is subject to a jail term of up to 5 years, a fine of \$250,000, or both if he or she willfully discloses ANY identifiable information about you. Electronic submission of your information will be monitored for viruses, malware, and other threats by Federal employees and contractors in accordance with the Cybersecurity Enhancement Act of 2015.

NCES estimates the time required to complete this information collection to average 40 minutes, including the time to review instructions and complete and review the information collection. This voluntary information collection was reviewed and approved by OMB (Control No. 1850-0928). If you have any comments concerning the accuracy of the time estimate, suggestions for improving this collection, or any comments or concerns regarding the status of your individual submission, please write to: National Assessment of Educational Progress (NAEP), National Center for Education Statistics (NCES), Potomac Center Plaza, 550 12th St., SW, 4th floor, Washington, DC 20202, or send an email to: nces.information.collections@ed.gov.

OMB No. 1850-0928 APPROVAL EXPIRES 5/31/2024
202981-001:321 Printed in the USA by Pearson ISD36225

Appendix G-7: Summary of Changes Operational LTT Age 13 Core School Items

2024/2025 Operational Age 13 Long-Term Trend Core School Items			
Previous Item	2024/2025 LTT Item	D/A/R+	Rationale
<p>3. Please identify the organization(s) listed below to which your school is most closely affiliated. Select all squares that apply.</p> <ul style="list-style-type: none"> <input type="checkbox"/> American Association of Christian Schools <input type="checkbox"/> Association of Christian Schools International <input type="checkbox"/> Christian Schools International <input type="checkbox"/> National Association of Episcopal Schools <input type="checkbox"/> National Association of Independent Schools <input type="checkbox"/> National Catholic Educational Association <input type="checkbox"/> National Society of Hebrew Day Schools <input type="checkbox"/> The Association of Boarding Schools <input type="checkbox"/> Not affiliated with any organization <p>(2024 Grade 4, 8, and 12)</p>	N/A	D	Dropped this item given the sample size of schools in LTT, and to reduce respondent burden.
<p>6. Approximately what percentage of eighth-graders in your school is new this year?</p> <p><input type="text"/><input type="text"/><input type="text"/><input type="text"/> %</p> <p>(2024 Grade 8)</p>	N/A	D	Asking about eighth graders does not fit the LTT context as LTT is based on the age of students rather than the grade.
<p>7. About what percentage of this year's eighth-graders was held back and is repeating eighth grade?</p> <ul style="list-style-type: none"> <input type="checkbox"/> 0% <input type="checkbox"/> 1-2% <input type="checkbox"/> 3-5% <input type="checkbox"/> 6-10% <input type="checkbox"/> More than 10% <p>(2024 Grade 8)</p>	N/A	D	Asking about eighth graders does not fit the LTT context as LTT is based on the age of students rather than the grade.
<p>15. During this school year, what percentage of your students have been absent from school 10% or more of all school days?</p> <ul style="list-style-type: none"> <input type="checkbox"/> None <input type="checkbox"/> 1-5% <input type="checkbox"/> 6-10% <input type="checkbox"/> 11-25% <input type="checkbox"/> 26-50% <input type="checkbox"/> 51-75% <input type="checkbox"/> 76-90% <input type="checkbox"/> Over 90% 	<p>12. Last school year, what percentage of your students were absent from school 10% or more of all school days?</p> <ul style="list-style-type: none"> <input type="checkbox"/> None <input type="checkbox"/> 1-5% <input type="checkbox"/> 6-10% <input type="checkbox"/> 11-25% <input type="checkbox"/> 26-50% <input type="checkbox"/> 51-75% <input type="checkbox"/> 76-90% <input type="checkbox"/> Over 90% <p>Learning Recovery; School Attendance</p>	R	Given the timeframe for the Administration of LTT at Age 13 (before or very close

2024/2025 Operational Age 13 Long-Term Trend Core School Items

Previous Item	2024/2025 LTT Item	D/A/ R+	Rationale
(2024 Grade 4, 8, and 12)			to the start of the Academic Year), the focus of this Item was changed from “this school year” to “last school year” for Age 13 only.

Appendix G-8: Operational LTT Age 13 Core School Items

V11240382

1. What grades are taught in your school? Select **all** squares that apply.

- Pre-kindergarten
- Kindergarten
- 1st grade
- 2nd grade
- 3rd grade
- 4th grade
- 5th grade
- 6th grade
- 7th grade
- 8th grade
- 9th grade
- 10th grade
- 11th grade
- 12th grade

V11860697

2. Can your school be described by any of the following? Select **all** squares that apply.

- Elementary school
- Middle or junior high school
- Secondary school
- Regular school with a magnet program
- A magnet school or a school with a special program emphasis, e.g., science/mathematics school, performing arts school, talented/gifted school, foreign language immersion school
- Special education school: primarily serves students with disabilities
- Alternative school: offers a curriculum designed to provide alternative or nontraditional education, not clearly categorized as regular, special, or vocational education
- Private independent school
- Private religiously affiliated school
- Independent charter school
- Charter school administered by local school district

3. What is the current enrollment in your school?

4. Of the students currently enrolled in your school, what percentage has been identified as limited-English proficient?

- 0%
- 1–5%
- 6–10%
- 11–25%
- 26–50%
- 51–75%
- 76–90%
- Over 90%

5. Last school year, approximately what percentage of students at your school enrolled after the first day of school?

- 0%
- 1–3%
- 4–6%
- 7–10%
- 11–20%
- Over 20%

6. Last school year, approximately what percentage of students at your school left before the end of the school year?

- Ⓐ 0%
- Ⓑ 1–3%
- Ⓒ 4–6%
- Ⓓ 7–10%
- Ⓔ 11–20%
- Ⓕ Over 20%

7. Does your school participate in the National School Lunch Program?

- Ⓐ Yes
- Ⓑ No

8. How does the school operate the program?

- Ⓐ Student eligibility is determined individually, and eligible students receive free or reduced-price lunch.
- Ⓑ All students in school receive free lunch under special provisions (e.g., Provision 2 or 3).

9. During this school year, about what percentage of students in your school was eligible to receive a free or reduced-price lunch through the National School Lunch Program?
- Ⓐ 0%
 - Ⓑ 1–5%
 - Ⓒ 6–10%
 - Ⓓ 11–25%
 - Ⓔ 26–34%
 - Ⓕ 35–50%
 - Ⓖ 51–75%
 - Ⓗ 76–99%
 - Ⓘ 100%

10. Does your school receive Title I funding? (Title I is a federally funded program that provides educational services, such as remedial reading or remedial math, to children who live in areas with high concentrations of low-income families.)
- Ⓐ No
 - Ⓑ Yes, our school receives funds, which are targeted to eligible students.
 - Ⓒ Yes, our school receives funds, which are used for schoolwide purposes.

11. Approximately what percentage of students in your school receives the following services? Select **one** circle in each row. Students who receive more than one service should be counted for each service they receive. Please report the percentage of students who receive each of the following services as of the day you respond to this questionnaire.

	None	1-5%	6-10%	11-25%	26-50%	51-75%	76-90%	Over 90%	
a. Targeted Title I services	<input type="radio"/>	<input type="radio"/>	<input type="radio"/>	<input type="radio"/>	<input type="radio"/>	<input type="radio"/>	<input type="radio"/>	<input type="radio"/>	VH241931
b. Gifted and talented program	<input type="radio"/>	<input type="radio"/>	<input type="radio"/>	<input type="radio"/>	<input type="radio"/>	<input type="radio"/>	<input type="radio"/>	<input type="radio"/>	VH241922
c. English-as-a-second-language (not in a bilingual education program)	<input type="radio"/>	<input type="radio"/>	<input type="radio"/>	<input type="radio"/>	<input type="radio"/>	<input type="radio"/>	<input type="radio"/>	<input type="radio"/>	VH241924
d. Special education	<input type="radio"/>	<input type="radio"/>	<input type="radio"/>	<input type="radio"/>	<input type="radio"/>	<input type="radio"/>	<input type="radio"/>	<input type="radio"/>	VH241925

12. Last school year, what percentage of your students were absent from school 10% or more of all school days?

- None
- 1-5%
- 6-10%
- 11-25%
- 26-50%
- 51-75%
- 76-90%
- Over 90%

13. In this school year, have any of the following interventions been provided to students since the period of extended remote and hybrid learning because of the COVID-19 pandemic? Select one circle in each row.

	Yes, for all students	Yes, for most students	Yes, for some students	No	
a. In-school tutoring programs	<input checked="" type="radio"/>	<input type="radio"/>	<input type="radio"/>	<input type="radio"/>	VR730440
b. Remedial measures to reduce gaps between students' knowledge/skills and achievement standards	<input checked="" type="radio"/>	<input type="radio"/>	<input type="radio"/>	<input type="radio"/>	VR730441
c. Diagnostic assessments to evaluate gaps between students' knowledge/skills and achievement standards	<input checked="" type="radio"/>	<input type="radio"/>	<input type="radio"/>	<input type="radio"/>	VR730442
d. Additional learning time or sessions to students outside of their regular instruction (e.g., after-school programs, extended school year, or extended school day programs)	<input checked="" type="radio"/>	<input type="radio"/>	<input type="radio"/>	<input type="radio"/>	VR730443
e. Social-emotional supports (e.g., counseling or a toll-free hotline)	<input checked="" type="radio"/>	<input type="radio"/>	<input type="radio"/>	<input type="radio"/>	VR730444

14. In this school year, which tutoring models were used in your school? Select **one** circle in each row.

	Yes	No	
a. High-dosage tutoring (i.e., tutoring that takes place for 90 minutes or more per week in groups of 1-4 students)	<input type="radio"/>	<input type="radio"/>	VR730445
b. Standard tutoring (i.e., tutoring that takes place between 30 and 89 minutes per week in groups of 1-4 students)	<input type="radio"/>	<input type="radio"/>	VR730446
c. On-demand, online tutoring	<input type="radio"/>	<input type="radio"/>	VR730447
d. Peer tutoring (i.e., tutoring provided by high-achieving students)	<input type="radio"/>	<input type="radio"/>	VR730448

15. In this school year, did any of the following types of people administer tutoring? Select **one** circle in each row.

	Yes, in person	Yes, online	Yes, both in person and online	No	
a. Teachers with training in tutoring methods	<input type="radio"/>	<input type="radio"/>	<input type="radio"/>	<input type="radio"/>	VR730449
b. Teachers without training in tutoring methods	<input type="radio"/>	<input type="radio"/>	<input type="radio"/>	<input type="radio"/>	VR730450
c. Paraprofessionals with training in tutoring methods	<input type="radio"/>	<input type="radio"/>	<input type="radio"/>	<input type="radio"/>	VR730451
d. Paraprofessionals without training in tutoring methods	<input type="radio"/>	<input type="radio"/>	<input type="radio"/>	<input type="radio"/>	VR730452
e. Volunteer tutors	<input type="radio"/>	<input type="radio"/>	<input type="radio"/>	<input type="radio"/>	VR730453
f. Contracted partners or external vendors specialized in providing tutoring services	<input type="radio"/>	<input type="radio"/>	<input type="radio"/>	<input type="radio"/>	VR730454
g. High-achieving students	<input type="radio"/>	<input type="radio"/>	<input type="radio"/>	<input type="radio"/>	VR730455

16. During a typical week of school, what is the total number of regularly scheduled volunteers, including parents, working in the school? Include only volunteers physically in the school building.

- Ⓐ 0
- Ⓑ 1–5
- Ⓒ 6–10
- Ⓓ 11–15
- Ⓔ 16–25
- Ⓕ More than 25

17. For all teacher counts entered in this item:

INCLUDE these types of teachers:

- *Regular*
- *Special area or resource teachers (e.g., special education, Title I, art, music, physical education)*
- *Long-term substitute teachers*

INCLUDE these types of teachers:

- *Itinerant teachers who teach part-time at this school*
- *Employees reported in other items of this section if they also have a part-time teaching assignment at this school*

DO NOT INCLUDE:

- *Student teachers*
- *Short-term substitute teachers*
- *Teachers who teach ONLY pre-kindergarten or adult education*

Around the first of October, how many TEACHERS held full-time or part-time positions or assignments in this school? *If none, mark (0) in the boxes.*

a. Full-time

_____ Full-time teachers

b. Part-time

_____ Part-time teachers

18. About what percentage of your teachers is absent on an average day? (Include all absences in calculating this rate.)

- 0-2%
 3-5%
 6-10%
 More than 10%

19. How much does each of the following statements describe the teachers at your school this year? Select **one** circle in each row.

	Not at all like the teachers at my school	A little bit like the teachers at my school	Quite a bit like the teachers at my school	Exactly like the teachers at my school	
a. Teachers care about the students.	<input type="radio"/>	<input type="radio"/>	<input type="radio"/>	<input type="radio"/>	VR586422
b. Students feel comfortable talking with their teachers.	<input type="radio"/>	<input type="radio"/>	<input type="radio"/>	<input type="radio"/>	VR586423
c. Teachers expect students to do well.	<input type="radio"/>	<input type="radio"/>	<input type="radio"/>	<input type="radio"/>	VR586424
d. Teachers are available when students need them.	<input type="radio"/>	<input type="radio"/>	<input type="radio"/>	<input type="radio"/>	VR586425
e. Teachers try to understand students' problems.	<input type="radio"/>	<input type="radio"/>	<input type="radio"/>	<input type="radio"/>	VR586426
f. Teachers notice if students need help.	<input type="radio"/>	<input type="radio"/>	<input type="radio"/>	<input type="radio"/>	VR586427
g. Teachers treat all students respectfully.	<input type="radio"/>	<input type="radio"/>	<input type="radio"/>	<input type="radio"/>	VR586428

20. Does your school, district, or diocese offer tenure to teachers?

- Yes
 No

21. In this school year, which of the following types of computers or other digital devices are available in your school or distributed by the school for student use? Select **all** squares that apply.
- Desktop computers
 - Laptop computers (including Chromebooks)
 - Tablets (for example, Surface Pro, iPad, Kindle Fire)

22. What is the average age of the **desktop computers** in your school?
- Up to 2 years old
 - More than 2 years but less than 4 years old
 - More than 4 years but less than 6 years old
 - 6 years old or more
 - I don't know.

23. In your school, where are **desktop computers** available for students to work? Select **all** squares that apply.
- In some classrooms
 - In all classrooms
 - In a media center
 - In a computer lab
 - In the school library
 - The school distributed desktop computers to students doing distance learning.

24. What is the total number of **laptop computers** (including Chromebooks) available for students in your school? Enter the number of laptop computers.

25. What is the average age of the **laptop computers** (including Chromebooks) in your school?

- Up to 2 years old
 More than 2 years but less than 4 years old
 More than 4 years but less than 6 years old
 6 years old or more
 I don't know.

26. In your school, where are **laptop computers** (including Chromebooks) available for students to work? Select **all** squares that apply.

- In some classrooms
 In all classrooms
 In a media center
 In a computer lab
 In the school library
 On mobile carts
 The school distributed laptop computers to students doing distance learning.

27. What is the total number of **tablets** (for example, Surface Pro, iPad, Kindle Fire) available for students in your school? Enter the number of tablets.

28. What is the average age of the **tablets** (for example, Surface Pro, iPad, Kindle Fire) in your school?
- Ⓐ Up to 2 years old
 - Ⓑ More than 2 years but less than 4 years old
 - Ⓒ More than 4 years but less than 6 years old
 - Ⓓ 6 years old or more
 - Ⓔ I don't know.

29. In your school, where are **tablets** (for example, Surface Pro, iPad, Kindle Fire) available for students to work? Select **all** squares that apply.
- Ⓐ In some classrooms
 - Ⓑ In all classrooms
 - Ⓒ In a media center
 - Ⓓ In a computer lab
 - Ⓔ In the school library
 - Ⓕ On mobile carts
 - Ⓖ The school distributed tablets to students doing distance learning.

30. In your school, is there a wireless Internet connection that students can use for schoolwork?
- Ⓐ Yes, everywhere or almost everywhere in the school.
 - Ⓑ Yes, in some areas of the school.
 - Ⓒ No

Sample NAEP Student Questionnaire Cover Page (LTT Age 17)

Note: Sample cover pages will be updated in an upcoming Amendment.

Admin Schedule Line # _____ from Session # _____

SECTION	Subject
2019-2020	1 Mxx
LTT-XX	2 Mxx
	3 Mxx
	4 BM

Book
MXXX

School Information

SCHOOL #

Planning Code (Col. E1)	Admin. Code (Col. Q)

If Code 2 or 3, complete the box below.

Accommodations Offered in Regular or Separate Session
(Code All That Apply)

If Extended Time (EXT TME) is coded below, enter the total time used below

↻

<input type="checkbox"/> EXT TME	<input type="checkbox"/> MGNFY
<input type="checkbox"/> SM GRP	<input type="checkbox"/> SPEC EQ
<input type="checkbox"/> ONE ON	<input type="checkbox"/> CUEING
<input type="checkbox"/> REA DIR in English	<input type="checkbox"/> BRAIL
<input type="checkbox"/> REA OCC in English	<input type="checkbox"/> SIGN
<input type="checkbox"/> REA ALL in English	<input type="checkbox"/> BIL DIC
<input type="checkbox"/> BREAK	<input type="checkbox"/> REA DIR in Spanish
<input type="checkbox"/> S STAFF	<input type="checkbox"/> N/A SP/ENG BK
<input type="checkbox"/> SCRIBE	<input type="checkbox"/> N/A REA ALL in Spanish
<input type="checkbox"/> LARGE	<input type="checkbox"/> OTHER

DO NOT USE

0

1

2

3

4

5

6

7

8

9

PLACE LABEL HERE

According to the Paperwork Reduction Act of 1996, no persons are required to respond to a collection of information unless it displays a valid OMB control number. The valid OMB control number for this voluntary information collection is 1850-0028. The time required to complete this information collection is estimated to average 75 minutes, including the time to review instructions, search existing data resources, gather the data needed, and complete and review the information collection. If you have any comments concerning the accuracy of the time estimate, suggestions for improving this collection, or any comments or concerns regarding the status of your individual submission, please write to: National Assessment of Educational Progress (NAEP), National Center for Education Statistics (NCES), Potomac Center Plaza, 550 12th St., SW, 4th floor, Washington, DC 20202.

National Center for Education Statistics (NCES) is authorized to conduct NAEP by the National Assessment of Educational Progress Authorization Act (20 U.S.C. §9622). All of the information provided by participants may be used only for statistical purposes and may not be disclosed, or used, in identifiable form for any other purpose except as required by law (20 U.S.C. §9673 and 6 U.S.C. §151). By law, every NCES employee as well as every NCES agent, such as contractors and NAEP coordinators, has taken an oath and is subject to a jail term of up to 5 years, a fine of \$250,000, or both if he or she willfully discloses ANY identifiable information about you. Electronic submission of your information will be monitored for viruses, malware, and other threats by Federal employees and contractors in accordance with the Cybersecurity Enhancement Act of 2015. The collected information will be combined across respondents to produce statistical reports. OMB No. 1850-0028 APPROVAL EXPIRES 03/30/2021 20XXXX-001-321 Printed in the USA by Pearson ISDXXXXX

Appendix G-9: Operational Age 17 Mathematics
(Previously approved by OMB – OMB# 1850-0928 v.16)

VB331330

1. Are you Hispanic or Latino? Fill in **one or more ovals**.
- A No, I am not Hispanic or Latino.
 - B Yes, I am Mexican, Mexican American, or Chicano.
 - C Yes, I am Puerto Rican or Puerto Rican American.
 - D Yes, I am Cuban or Cuban American.
 - E Yes, I am from some other Hispanic or Latino background.

VB331331

2. Which of the following best describes you? Fill in **one or more ovals**.
- A White
 - B Black or African American
 - C Asian
 - D American Indian or Alaska Native
 - E Native Hawaiian or other Pacific Islander

VB331335

3. About how many books are there in your home?
- A Few (0–10)
 - B Enough to fill one shelf (11–25)
 - C Enough to fill one bookcase (26–100)
 - D Enough to fill several bookcases (more than 100)

VB331336

4. Is there a computer at home that you use?
- A Yes
 - B No

5. About how many pages a day do you have to read in school and for homework?
- A 5 or fewer
 - B 6–10
 - C 11–15
 - D 16–20
 - E More than 20

BO001200

6. How much time did you spend on homework yesterday?
- A No homework was assigned.
 - B I had homework but didn't do it.
 - C Less than 1 hour
 - D 1 to 2 hours
 - E More than 2 hours

VB331339

7. How often do you talk about things you have studied in school with someone in your family?
- A Never or hardly ever
 - B Once every few weeks
 - C About once a week
 - D Two or three times a week
 - E Every day

VB331447

8. How many days were you absent from school in the last month?
- A None
 - B 1 or 2 days
 - C 3 or 4 days
 - D 5 to 10 days
 - E More than 10 days

9. How far in school did your mother go?
- A She did not finish high school.
 - B She graduated from high school.
 - C She had some education after high school.
 - D She graduated from college.
 - E I don't know.

VB330871

10. How far in school did your father go?
- A He did not finish high school.
 - B He graduated from high school.
 - C He had some education after high school.
 - D He graduated from college.
 - E I don't know.

VB331451

11. How often do people in your home talk to each other in a language other than English?
- A Never
 - B Once in a while
 - C About half of the time
 - D All or most of the time

HE002549

12. Which of the following best describes your high school program?
- A General
 - B Academic or college preparatory
 - C Vocational or technical

13. Counting what you are taking now, have you ever taken any of the following mathematics courses? Fill in only one oval on each line.

	Have taken	Have not taken	
a. General, business, or consumer mathematics	A	B	VC373212
b. Pre-algebra or introduction to algebra	A	B	VC373213
c. First-year algebra	A	B	VC373217
d. Second-year algebra	A	B	VC373220
e. Geometry	A	B	VC373221
f. Trigonometry	A	B	VC373222
g. Pre-calculus or calculus	A	B	VC373224

Appendix G-10: Operational Age 17 Reading
(Previously approved by OMB – OMB# 1850-0928 v.16)

VB331330

1. Are you Hispanic or Latino? Fill in **one or more ovals**.
- A No, I am not Hispanic or Latino.
 - B Yes, I am Mexican, Mexican American, or Chicano.
 - C Yes, I am Puerto Rican or Puerto Rican American.
 - D Yes, I am Cuban or Cuban American.
 - E Yes, I am from some other Hispanic or Latino background.

VB331331

2. Which of the following best describes you? Fill in **one or more ovals**.
- A White
 - B Black or African American
 - C Asian
 - D American Indian or Alaska Native
 - E Native Hawaiian or other Pacific Islander

VB331335

3. About how many books are there in your home?
- A Few (0–10)
 - B Enough to fill one shelf (11–25)
 - C Enough to fill one bookcase (26–100)
 - D Enough to fill several bookcases (more than 100)

VB331336

4. Is there a computer at home that you use?
- A Yes
 - B No

5. About how many pages a day do you have to read in school and for homework?
- A 5 or fewer
 - B 6–10
 - C 11–15
 - D 16–20
 - E More than 20

BO001200

6. How much time did you spend on homework yesterday?
- A No homework was assigned.
 - B I had homework but didn't do it.
 - C Less than 1 hour
 - D 1 to 2 hours
 - E More than 2 hours

VB331339

7. How often do you talk about things you have studied in school with someone in your family?
- A Never or hardly ever
 - B Once every few weeks
 - C About once a week
 - D Two or three times a week
 - E Every day

VB331447

8. How many days were you absent from school in the last month?
- A None
 - B 1 or 2 days
 - C 3 or 4 days
 - D 5 to 10 days
 - E More than 10 days

9. How far in school did your mother go?
- A She did not finish high school.
 - B She graduated from high school.
 - C She had some education after high school.
 - D She graduated from college.
 - E I don't know.

VB330871

10. How far in school did your father go?
- A He did not finish high school.
 - B He graduated from high school.
 - C He had some education after high school.
 - D He graduated from college.
 - E I don't know.

VB331451

11. How often do people in your home talk to each other in a language other than English?
- A Never
 - B Once in a while
 - C About half of the time
 - D All or most of the time

HE002549

12. Which of the following best describes your high school program?
- A General
 - B Academic or college preparatory
 - C Vocational or technical

13. How often do you do each of the following things?

	Almost every day	Once or twice a week	Once or twice a month	A few times a year	Never or hardly ever	
a. Read for fun on your own time.	A	B	C	D	E	VC375071
b. Tell a friend about a good book.	A	B	C	D	E	VC375073

Sample NAEP School Questionnaire Cover Page (LTT Age 17)

Note: A sample LTT 17 School Questionnaire Cover Page will be included in an upcoming Amendment.

Appendix G-11: Summary of Changes Operational LTT Age 17 Core School Items

2024/2025 Operational Age 17 Long-Term Trend Core School Items																								
Previous Item	2024/2025 LTT Item	D/A/ R+	Rationale																					
<p>3. Please identify the organization(s) listed below to which your school is most closely affiliated. Select all squares that apply.</p> <ul style="list-style-type: none"> <input type="checkbox"/> American Association of Christian Schools <input type="checkbox"/> Association of Christian Schools International <input type="checkbox"/> Christian Schools International <input type="checkbox"/> National Association of Episcopal Schools <input type="checkbox"/> National Association of Independent Schools <input type="checkbox"/> National Catholic Educational Association <input type="checkbox"/> National Society of Hebrew Day Schools <input type="checkbox"/> The Association of Boarding Schools <input type="checkbox"/> Not affiliated with any organization <p>(2024 Grade 4, 8, and 12)</p>	<p style="font-size: small;">V180771</p> <p>N/A</p>	<p>D</p>	<p>Dropped this item given the sample size of schools in LTT, and to reduce respondent burden.</p>																					
<p>6. Approximately what percentage of twelfth-graders in your school is new this year?</p> <p><input type="text"/><input type="text"/><input type="text"/><input type="text"/> %</p> <p>(2024 Grade 12)</p>	<p style="font-size: small;">V183584</p> <p>N/A</p>	<p>D</p>	<p>Asking about twelfth graders does not fit the LTT context as LTT is based on the age of students rather than the grade.</p>																					
<p>20. Approximately what percentage of students in your school have parents or guardians who do each of the following activities? Select one circle in each row.</p> <table border="1" style="width: 100%; border-collapse: collapse; font-size: x-small;"> <thead> <tr> <th style="width: 60%;"></th> <th style="width: 10%;">Not applicable</th> <th style="width: 10%;">0-10%</th> <th style="width: 10%;">11-25%</th> <th style="width: 10%;">26-50%</th> <th style="width: 10%;">Over 50%</th> <th style="width: 10%;"></th> </tr> </thead> <tbody> <tr> <td>a. Volunteer regularly to help in the classroom or another part of the school (include only volunteers physically in the school building.)</td> <td style="text-align: center;"><input type="checkbox"/></td> <td style="text-align: center;"><input type="checkbox"/></td> <td style="text-align: center;"><input type="checkbox"/></td> <td style="text-align: center;"><input type="checkbox"/></td> <td style="text-align: center;"><input type="checkbox"/></td> <td style="font-size: x-small;">V1241940</td> </tr> <tr> <td>b. Attend teacher-parent conferences</td> <td style="text-align: center;"><input type="checkbox"/></td> <td style="text-align: center;"><input type="checkbox"/></td> <td style="text-align: center;"><input type="checkbox"/></td> <td style="text-align: center;"><input type="checkbox"/></td> <td style="text-align: center;"><input type="checkbox"/></td> <td style="font-size: x-small;">V1241939</td> </tr> </tbody> </table> <p>(2024 Grade 12)</p>		Not applicable	0-10%	11-25%	26-50%	Over 50%		a. Volunteer regularly to help in the classroom or another part of the school (include only volunteers physically in the school building.)	<input type="checkbox"/>	<input type="checkbox"/>	<input type="checkbox"/>	<input type="checkbox"/>	<input type="checkbox"/>	V1241940	b. Attend teacher-parent conferences	<input type="checkbox"/>	<input type="checkbox"/>	<input type="checkbox"/>	<input type="checkbox"/>	<input type="checkbox"/>	V1241939	<p style="font-size: small;">V1241938</p> <p>N/A</p>	<p>D</p>	<p>Dropped this Item given the sample size of schools in LTT, and to reduce respondent burden.</p>
	Not applicable	0-10%	11-25%	26-50%	Over 50%																			
a. Volunteer regularly to help in the classroom or another part of the school (include only volunteers physically in the school building.)	<input type="checkbox"/>	<input type="checkbox"/>	<input type="checkbox"/>	<input type="checkbox"/>	<input type="checkbox"/>	V1241940																		
b. Attend teacher-parent conferences	<input type="checkbox"/>	<input type="checkbox"/>	<input type="checkbox"/>	<input type="checkbox"/>	<input type="checkbox"/>	V1241939																		

Appendix G-12: Operational LTT Age 17 Core School Items

V11240382

1. What grades are taught in your school? Select **all** squares that apply.

- Pre-kindergarten
- Kindergarten
- 1st grade
- 2nd grade
- 3rd grade
- 4th grade
- 5th grade
- 6th grade
- 7th grade
- 8th grade
- 9th grade
- 10th grade
- 11th grade
- 12th grade

V11860697

2. Can your school be described by any of the following? Select **all** squares that apply.

- Elementary school
- Middle or junior high school
- Secondary school
- Regular school with a magnet program
- A magnet school or a school with a special program emphasis, e.g., science/mathematics school, performing arts school, talented/gifted school, foreign language immersion school
- Special education school: primarily serves students with disabilities
- Alternative school: offers a curriculum designed to provide alternative or nontraditional education, not clearly categorized as regular, special, or vocational education
- Private independent school
- Private religiously affiliated school
- Independent charter school
- Charter school administered by local school district

3. What is the current enrollment in your school?

4. Of the students currently enrolled in your school, what percentage has been identified as limited-English proficient?

- Ⓐ 0%
- Ⓑ 1–5%
- Ⓒ 6–10%
- Ⓓ 11–25%
- Ⓔ 26–50%
- Ⓕ 51–75%
- Ⓖ 76–90%
- Ⓗ Over 90%

5. Last school year, approximately what percentage of students at your school enrolled after the first day of school?

- Ⓐ 0%
- Ⓑ 1–3%
- Ⓒ 4–6%
- Ⓓ 7–10%
- Ⓔ 11–20%
- Ⓕ Over 20%

6. Last school year, approximately what percentage of students at your school left before the end of the school year?

- Ⓐ 0%
- Ⓑ 1–3%
- Ⓒ 4–6%
- Ⓓ 7–10%
- Ⓔ 11–20%
- Ⓕ Over 20%

7. Does your school participate in the National School Lunch Program?

- Ⓐ Yes
- Ⓑ No

8. How does the school operate the program?

- Ⓐ Student eligibility is determined individually, and eligible students receive free or reduced-price lunch.
- Ⓑ All students in school receive free lunch under special provisions (e.g., Provision 2 or 3).

9. During this school year, about what percentage of students in your school was eligible to receive a free or reduced-price lunch through the National School Lunch Program?

- Ⓐ 0%
- Ⓑ 1–5%
- Ⓒ 6–10%
- Ⓓ 11–25%
- Ⓔ 26–34%
- Ⓕ 35–50%
- Ⓖ 51–75%
- Ⓗ 76–99%
- Ⓘ 100%

10. Does your school receive Title I funding? (Title I is a federally funded program that provides educational services, such as remedial reading or remedial math, to children who live in areas with high concentrations of low-income families.)

- Ⓐ No
- Ⓑ Yes, our school receives funds, which are targeted to eligible students.
- Ⓒ Yes, our school receives funds, which are used for schoolwide purposes.

11. Approximately what percentage of students in your school receives the following services? Select **one** circle in each row. Students who receive more than one service should be counted for each service they receive. Please report the percentage of students who receive each of the following services as of the day you respond to this questionnaire.

	None	1-5%	6-10%	11-25%	26-50%	51-75%	76-90%	Over 90%	
a. Targeted Title I services	<input type="radio"/>	<input type="radio"/>	<input type="radio"/>	<input type="radio"/>	<input type="radio"/>	<input type="radio"/>	<input type="radio"/>	<input type="radio"/>	VH241931
b. Gifted and talented program	<input type="radio"/>	<input type="radio"/>	<input type="radio"/>	<input type="radio"/>	<input type="radio"/>	<input type="radio"/>	<input type="radio"/>	<input type="radio"/>	VH241922
c. English-as-a-second-language (not in a bilingual education program)	<input type="radio"/>	<input type="radio"/>	<input type="radio"/>	<input type="radio"/>	<input type="radio"/>	<input type="radio"/>	<input type="radio"/>	<input type="radio"/>	VH241924
d. Special education	<input type="radio"/>	<input type="radio"/>	<input type="radio"/>	<input type="radio"/>	<input type="radio"/>	<input type="radio"/>	<input type="radio"/>	<input type="radio"/>	VH241925

12. During **this school year**, what percentage of your students have been absent from school 10% or more of all school days?

- A None
- B 1-5%
- C 6-10%
- D 11-25%
- E 26-50%
- F 51-75%
- G 76-90%
- H Over 90%

13. In this school year, have any of the following interventions been provided to students since the period of extended remote and hybrid learning because of the COVID-19 pandemic? Select one circle in each row.

	Yes, for all students	Yes, for most students	Yes, for some students	No	
a. In-school tutoring programs	<input checked="" type="radio"/>	<input type="radio"/>	<input type="radio"/>	<input type="radio"/>	VR730440
b. Remedial measures to reduce gaps between students' knowledge/skills and achievement standards	<input checked="" type="radio"/>	<input type="radio"/>	<input type="radio"/>	<input type="radio"/>	VR730441
c. Diagnostic assessments to evaluate gaps between students' knowledge/skills and achievement standards	<input checked="" type="radio"/>	<input type="radio"/>	<input type="radio"/>	<input type="radio"/>	VR730442
d. Additional learning time or sessions to students outside of their regular instruction (e.g., after-school programs, extended school year, or extended school day programs)	<input checked="" type="radio"/>	<input type="radio"/>	<input type="radio"/>	<input type="radio"/>	VR730443
e. Social-emotional supports (e.g., counseling or a toll-free hotline)	<input checked="" type="radio"/>	<input type="radio"/>	<input type="radio"/>	<input type="radio"/>	VR730444

14. In this school year, which tutoring models were used in your school? Select **one** circle in each row.

	Yes	No	
a. High-dosage tutoring (i.e., tutoring that takes place for 90 minutes or more per week in groups of 1-4 students)	<input type="radio"/>	<input type="radio"/>	VR730445
b. Standard tutoring (i.e., tutoring that takes place between 30 and 89 minutes per week in groups of 1-4 students)	<input type="radio"/>	<input type="radio"/>	VR730446
c. On-demand, online tutoring	<input type="radio"/>	<input type="radio"/>	VR730447
d. Peer tutoring (i.e., tutoring provided by high-achieving students)	<input type="radio"/>	<input type="radio"/>	VR730448

15. In this school year, did any of the following types of people administer tutoring? Select **one** circle in each row.

	Yes, in person	Yes, online	Yes, both in person and online	No	
a. Teachers with training in tutoring methods	<input type="radio"/>	<input type="radio"/>	<input type="radio"/>	<input type="radio"/>	VR730449
b. Teachers without training in tutoring methods	<input type="radio"/>	<input type="radio"/>	<input type="radio"/>	<input type="radio"/>	VR730450
c. Paraprofessionals with training in tutoring methods	<input type="radio"/>	<input type="radio"/>	<input type="radio"/>	<input type="radio"/>	VR730451
d. Paraprofessionals without training in tutoring methods	<input type="radio"/>	<input type="radio"/>	<input type="radio"/>	<input type="radio"/>	VR730452
e. Volunteer tutors	<input type="radio"/>	<input type="radio"/>	<input type="radio"/>	<input type="radio"/>	VR730453
f. Contracted partners or external vendors specialized in providing tutoring services	<input type="radio"/>	<input type="radio"/>	<input type="radio"/>	<input type="radio"/>	VR730454
g. High-achieving students	<input type="radio"/>	<input type="radio"/>	<input type="radio"/>	<input type="radio"/>	VR730455

16. Of the students in last year's graduating class, approximately what percentage is doing each of the following? Select **one** circle in each row.

	0-5%	6-10%	11-25%	26-50%	51-75%	Over 75%	I don't know.	
a. Attending a two-year college	<input type="radio"/>	<input type="radio"/>	<input type="radio"/>	<input type="radio"/>	<input type="radio"/>	<input type="radio"/>	<input type="radio"/>	VH241933
b. Attending a four-year college	<input type="radio"/>	<input type="radio"/>	<input type="radio"/>	<input type="radio"/>	<input type="radio"/>	<input type="radio"/>	<input type="radio"/>	VH241935
c. Attending a vocational-technical or business school	<input type="radio"/>	<input type="radio"/>	<input type="radio"/>	<input type="radio"/>	<input type="radio"/>	<input type="radio"/>	<input type="radio"/>	VH241934
d. Working for pay	<input type="radio"/>	<input type="radio"/>	<input type="radio"/>	<input type="radio"/>	<input type="radio"/>	<input type="radio"/>	<input type="radio"/>	VH241937
e. Serving in the military (excluding ROTC and military academies)	<input type="radio"/>	<input type="radio"/>	<input type="radio"/>	<input type="radio"/>	<input type="radio"/>	<input type="radio"/>	<input type="radio"/>	VH241936

17. Does your school offer any of the following services to students on a regular basis? Select **one** circle in each row.

	Yes	No	
a. Career and technical education workshops	<input type="radio"/>	<input type="radio"/>	VH741200
b. Career counseling services or programs	<input type="radio"/>	<input type="radio"/>	VH741201
c. Job placement services	<input type="radio"/>	<input type="radio"/>	VH741202
d. Career days or job fairs	<input type="radio"/>	<input type="radio"/>	VH741203
e. Career or employment readiness workshops	<input type="radio"/>	<input type="radio"/>	VH741204

18. During a typical week of school, what is the total number of regularly scheduled volunteers, including parents, working in the school? Include only volunteers physically in the school building.

- Ⓐ 0
- Ⓑ 1–5
- Ⓒ 6–10
- Ⓓ 11–15
- Ⓔ 16–25
- Ⓕ More than 25

19. For all teacher counts entered in this item:

INCLUDE these types of teachers:

- *Regular*
- *Special area or resource teachers (e.g., special education, Title I, art, music, physical education)*
- *Long-term substitute teachers*

INCLUDE these types of teachers:

- *Itinerant teachers who teach part-time at this school*
- *Employees reported in other items of this section if they also have a part-time teaching assignment at this school*

DO NOT INCLUDE:

- *Student teachers*
- *Short-term substitute teachers*
- *Teachers who teach ONLY pre-kindergarten or adult education*

Around the first of October, how many TEACHERS held full-time or part-time positions or assignments in this school? *If none, mark (0) in the boxes.*

a. Full-time

_____ Full-time teachers

b. Part-time

_____ Part-time teachers

20. About what percentage of your teachers is absent on an average day? (Include all absences in calculating this rate.)

- 0–2%
 3–5%
 6–10%
 More than 10%

21. How much does each of the following statements describe the teachers at your school this year? Select **one** circle in each row.

	Not at all like the teachers at my school	A little bit like the teachers at my school	Quite a bit like the teachers at my school	Exactly like the teachers at my school	
a. Teachers care about the students.	<input type="radio"/>	<input type="radio"/>	<input type="radio"/>	<input type="radio"/>	VR586422
b. Students feel comfortable talking with their teachers.	<input type="radio"/>	<input type="radio"/>	<input type="radio"/>	<input type="radio"/>	VR586423
c. Teachers expect students to do well.	<input type="radio"/>	<input type="radio"/>	<input type="radio"/>	<input type="radio"/>	VR586424
d. Teachers are available when students need them.	<input type="radio"/>	<input type="radio"/>	<input type="radio"/>	<input type="radio"/>	VR586425
e. Teachers try to understand students' problems.	<input type="radio"/>	<input type="radio"/>	<input type="radio"/>	<input type="radio"/>	VR586426
f. Teachers notice if students need help.	<input type="radio"/>	<input type="radio"/>	<input type="radio"/>	<input type="radio"/>	VR586427
g. Teachers treat all students respectfully.	<input type="radio"/>	<input type="radio"/>	<input type="radio"/>	<input type="radio"/>	VR586428

22. Does your school, district, or diocese offer tenure to teachers?

- Yes
 No

23. In this school year, which of the following types of computers or other digital devices are available in your school or distributed by the school for student use? Select **all** squares that apply.

- Desktop computers
- Laptop computers (including Chromebooks)
- Tablets (for example, Surface Pro, iPad, Kindle Fire)

24. What is the average age of the **desktop computers** in your school?

- Up to 2 years old
- More than 2 years but less than 4 years old
- More than 4 years but less than 6 years old
- 6 years old or more
- I don't know.

25. In your school, where are **desktop computers** available for students to work? Select **all** squares that apply.

- In some classrooms
- In all classrooms
- In a media center
- In a computer lab
- In the school library
- The school distributed desktop computers to students doing distance learning.

26. What is the total number of **laptop computers** (including Chromebooks) available for students in your school? Enter the number of laptop computers.

27. What is the average age of the **laptop computers** (including Chromebooks) in your school?

- Ⓐ Up to 2 years old
 Ⓑ More than 2 years but less than 4 years old
 Ⓒ More than 4 years but less than 6 years old
 Ⓓ 6 years old or more
 Ⓔ I don't know.

28. In your school, where are **laptop computers** (including Chromebooks) available for students to work? Select **all** squares that apply.

- Ⓐ In some classrooms
 Ⓑ In all classrooms
 Ⓒ In a media center
 Ⓓ In a computer lab
 Ⓔ In the school library
 Ⓕ On mobile carts
 Ⓖ The school distributed laptop computers to students doing distance learning.

29. What is the total number of **tablets** (for example, Surface Pro, iPad, Kindle Fire) available for students in your school? Enter the number of tablets.

30. What is the average age of the **tablets** (for example, Surface Pro, iPad, Kindle Fire) in your school?
- Ⓐ Up to 2 years old
 - Ⓑ More than 2 years but less than 4 years old
 - Ⓒ More than 4 years but less than 6 years old
 - Ⓓ 6 years old or more
 - Ⓔ I don't know.

31. In your school, where are **tablets** (for example, Surface Pro, iPad, Kindle Fire) available for students to work? Select **all** squares that apply.
- Ⓐ In some classrooms
 - Ⓑ In all classrooms
 - Ⓒ In a media center
 - Ⓓ In a computer lab
 - Ⓔ In the school library
 - Ⓕ On mobile carts
 - Ⓖ The school distributed tablets to students doing distance learning.

32. In your school, is there a wireless Internet connection that students can use for schoolwork?
- Ⓐ Yes, everywhere or almost everywhere in the school.
 - Ⓑ Yes, in some areas of the school.
 - Ⓒ No