

Pre-Award RFA

Appendix	Grant	Affected Public	Estimated No. of Annual Respondents (Applicants)	Frequency per Respondent
A1	Child Nutrition - Team Nutrition Training Grants	State Agencies	30	1
A2	Child Nutrition - Direct Certification Grants	State agencies	48	1
A3	Child Nutrition - Administrative Review & Training Grants	State & Local Agency	10	1
A4	Child Nutrition - Farm to School Grants	State, Local, & Tribal Government Agencies	195	1
A48	Food Distribution Program on Indian Reservations - Grants to Support Nutrition Education Activities	State & Tribal Government Agencies	110	1
A6	Food Distribution Program - Nutrition Education Grants	State & Tribal Government Agencies	30	1
A7	TEAFP Reach and Resiliency Grants	State Agencies	60	1
A8	Office of Policy Support - Increasing Enrollment in WIC through Medicaid and SNAP	State Agencies	30	1
A9	Supplemental Nutrition Assistance Program - E&T Data and Technical Assistance	State, Local, & Tribal Government Agencies	20	1
A10	Supplemental Nutrition Assistance Program - Process and Technology Improvement		15	1
A11	Supplemental Nutrition Assistance Program - Fraud Framework	State & Local Agency	10	1
A12	Supplemental Nutrition Assistance Program - Longitudinal Data Project	State & Local Agency	10	1
A13	Supplemental Nutrition Assistance Program -EBT Healthy Incentive Project	State agencies	54	1
A14	Special Supplemental Nutrition Program for Women, Infants and Children -WIC General Infrastructure Grants	State Agencies	60	1

A15	Special Supplemental Nutrition Program for Women, Infants and Children –Improve the WIC Shopping Experience	State Agencies	30	1
A16	Special Supplemental Nutrition Program for Women, Infants and Children - Implementation of outreach, enrollment and certification and resources	State Agencies	60	1
A17	Special Supplemental Nutrition Program for Women, Infants and Children – Data matching, data sharing, interoperability project grants	State, Local, & Tribal Government Agencies	20	1
A52	Center for Food Safety Research in Child Nutrition Programs (SNAS Office of Food Safety)	Universities	5	1
A20	Special Supplemental Nutrition Program for Women, Infants and Children –Implementation Grants	State Agencies	30	1
A21	Child Nutrition American Rescue Plan Grants (Miscellaneous Category)	State, Local, & Tribal Government Agencies	125	1
A22	SNAS American Rescue Plan Grants (Miscellaneous Category)	State, Local, & Tribal Government Agencies	125	1
A23	SNAP American Rescue Plan Grants (Miscellaneous Category)	State, Local, & Tribal Government Agencies	125	1
A24	Leverage SNAP/FST Grants	State, Local, & Tribal Government Agencies	125	1
A25	Food Nutrition Incentive Grants/FST Grant/Healthy Meals Incentives	State, Local, & Tribal Government Agencies	125	1
A26	Senior Farmer Market Nutrition Grants/FST grants	State, Local, & Tribal Government Agencies	125	1
A27	Special Supplemental Nutrition Program for Women, Infants and Children – Implementation Grants for National Campaign and Related Outreach	State, Local, & Tribal Government Agencies	89	1
A28	Special Supplemental Nutrition Program for Women, Infants and Children - Implementation of Streamlining Tools	State & Tribal Government Agencies	89	1
A29	Special Supplemental Nutrition Program for Women, Infants and Children - Reduce Disparities in Service Delivery through Evidence-Informed Strategies	State & Tribal Government Agencies	10	1

A30	Mobile Payment Grants	State & Tribal Government Agencies	30	1
A31	Grants to assist States with integrating WIC and FMNP program operations and expanding WIC CVV to farmers markets	State & Tribal Government Agencies	30	1
A32	Special Supplemental Nutrition Program for Women, Infants and Children - Transform WIC business practices Planning and Implementation Grants (Competitive) -	State, Local, & Tribal Government Agencies	89	1
A33	WIC Farmers' Market Nutrition Program Benefit Delivery Modernization Grants (subsequent rounds of grants in FY2022, plus additional awards in FY2023 or FY2024)	State & Tribal Government Agencies	60	1
A34	Special Supplemental Nutrition Program for Women, Infants and Children - Transform WIC business practices and technology Planning and Implementation Grants (Competitive)	State, Local, & Tribal Government Agencies	89	1
A53	Special Supplemental Nutrition Program for Women, Infants and Children - Breastfeeding	State, Local, & Tribal Government Agencies	15	1
A54	Special Supplemental Nutrition Program for Women, Infants and Children - Special Projects	State, Local, & Tribal Government Agencies	10	2
A35	Miscellaneous grants expected to be authorized by Congress	State, Local, & Tribal Government Agencies	125	1
A36	State Plans associated with Competitive Grants	State Agencies	1,092	1
A55	SNAP Income Improvements and Verification Grants	State Agencies	15	1
Subtotal for Competitive State, Local & Tribal Government Agencies			3,320	1
A62	Child Nutrition - Farm to School Grants	Businesses	160	1
A49	Supplemental Nutrition Assistance Program - Process and Technology Improvement	Businesses	15	1
A37	Miscellaneous grants expected to be authorized by Congress		125	1

A60	SNAP E&T National Partnership Grants	Businesses (not-for profit)	10	1
Sub total for Competitive Business Grant Opportunities			310	1
A38	Food Distribution Program on Indian Reservations – Grants to Support Nutrition Education Activities	State & Tribal Government Agencies	195	1
A39	Special Supplemental Nutrition Program for Women, Infants and Children – Grants to Expand WIC Cash Value Benefit Use at Farmers' Markets.	State, Local, & Tribal Government Agencies	89	1
A51	Child Nutrition Farm to School-FST	State, Local, & Tribal Government Agencies	125	1
A5	Child Nutrition – Technology Innovation Grants - Noncompetitive	State Agencies	60	1
A18	Special Supplemental Nutrition Program for Women, Infants and Children – Transform WIC business practices and implement technology tools that improve and streamline the participant experience. Planning and Implementation Grants (Noncompetitive)	State, Local, & Tribal Government Agencies	89	1
A40	Child Nutrition American Rescue Plan Grants (Miscellaneous Category)	State, Local, & Tribal Government Agencies	125	1
A41	SNAP American Rescue Plan Grants (Miscellaneous Category)	State, Local, & Tribal Government Agencies	125	1
A42	Leverage SNAP/FST Grants	State, Local, & Tribal Government Agencies	125	1
A43	Special Supplemental Nutrition Program for Women, Infants and Children – Transform WIC business practices Planning and Implementation Grants (Noncompetitive)	State, Local, & Tribal Government Agencies	89	1
A44	Special Supplemental Nutrition Program for Women, Infants and Children – Grants to Expand WIC Cash Value Benefit Use at Farmers' Markets.	State, Local, & Tribal Government Agencies	89	1

A46	Grants to Modernize the WIC Shopping Experience (to occur in multiple fiscal years - non-competitive)	State Agencies	89	1
A56	Special Supplemental Nutrition Program for Women, Infants and Children - Technology grants	State Agencies	89	2
A61	Healthy Meals Incentives	State and Local Agencies	600	1
A50	Miscellaneous grants expected to be authorized by Congress		125	1
A45	State Plans associated with Non Competitive Grants	State Agencies	1,092	1
Subtotal for Noncompetitive State, Local & Tribal Government Agencies			3,106	1
A57	Institute of Child Nutrition Annual Food Safety Cooperative Agreement (SNAS Office of Food Safety)	Universities	1	1
A58	Special Supplemental Nutrition Program for Women, Infants and Children - WIC online shopping TA and subgrantees	Businesses (for profit, not-for profit, farms)	20	1
A19	Food Distribution Program on Indian Reservations - Grants to Support Nutrition Education Activities	Businesses (for profit, not-for profit, farms)	110	1
A59	Special Supplemental Nutrition Program for Women, Infants and Children - Community innovation and outreach grant and subgrantees	Businesses (for profit, not-for profit, farms)	50	1
A47	Miscellaneous grants expected to be authorized by Congress	Businesses (for profit, not-for profit, farms)	50	1
Subtotal for Non Competitive Businesses			231	1
Grand Total SLT & Bus (competative and non competative)			6,967	1

Pre-Award Forms			
Total Annual Responses	Estimated Time (Hours) to complete each Application	Total Estimated Pre-Award Burden Hours	Pre-Award Reporting FORMS Responses (8 per SLT; 9 per business IC)
30	54	1,607	240
48	34	1,612	384
10	39	386	80
195	54	10,449	1,560
110	54	5,894	880
30	54	1,607	240
60	67	4,030	480
30	34	1,007	240
20	24	472	160
15	34	504	120
10	39	386	80
10	39	386	80
54	39	2,083	432
60	67	4,030	480

30	34	1,007	240
60	67	4,030	480
20	24	472	160
5	40	200	40
30	34	1,007	240
125	39	4,823	1,000
125	39	4,823	1,000
125	39	4,823	1,000
125	39	4,823	1,000
125	39	4,823	1,000
125	39	4,823	1,000
89	39	3,434	712
89	39	3,434	712
10	34	336	80

30	34	1,007	240
30	34	1,007	240
89	34	2,989	712
60	67	4,030	480
89	34	2,989	712
15	20	300	120
20	20	400	80
125	39	4,823	1,000
1,092	40	43,680	8,736
15	34	504	120
3,330	42	139,035	26,560
160	59	9,493	1,440
15	39	590	135
125	39	4,823	1,125

10	40	400	90
310	49	15,306	2,790

195	54	10,449	1,560
89	39	3,434	712
125	39	4,875	1,000
60	67	4,030	480
89	34	2,989	712
125	39	4,823	1,000
125	39	4,823	1,000
125	39	4,823	1,000
89	34	2,989	712
89	39	3,434	712

89	39	3,434	712
178	20	3,560	712
600	4	2,400	4,800
125	39	4,823	1,000
1,092	40	43,680	8,736
3,195	33	104,561	24,848
1	35	35	9
20	39	772	180
110	54	5,894	990
50	50	2,500	450
50	44	2,217	450
231	49	11,417	2,079
7,066	38.26	270,319	56,277

Total Pre-Award Burden		Post-Award Reporting (excludes forms)	
Pre-Award Reporting FORMS burden (~6.4 / 6.7 hours TIME per grantee)	Pre-Award Burden Hours	Estimated No of Annual Respondents (Grantees)	Post Award Reporting Responses (4 per grantee)
COMPETITIVE GRANT OPPORTUNITIES			
193	1,800	20	80
308	1,920	48	192
64	450	3	12
1,251	11,700	150	600
706	6,600	103	412
193	1,800	20	80
385	4,415	60	240
193	1,200	1	4
128	600	10	40
96	600	7	28
64	450	3	12
64	450	3	12
347	2,430	10	40
385	4,415	60	240

193	1,200	1	4
385	4,415	60	240
128	600	10	40
32	232	1	4
193	1,200	10	40
802	5,625	55	220
802	5,625	55	220
802	5,625	55	220
802	5,625	55	220
802	5,625	55	220
802	5,625	55	220
802	5,625	55	220
571	4,005	55	220
571	4,005	55	220
64	400	10	40

193	1,200	15	60
193	1,200	15	60
571	3,560	89	356
385	4,415	45	180
571	3,560	89	356
96	396	15	60
128	528	7	28
802	5,625	55	220
7,007	50,687	1,092	4,368
96	600	10	40
21,369	160,404	2,462	9,848
COMPETITIVE BUSINESS GRANT OPPORTUNITIES			
1,067	10,560	36	144
100	690	4	16
833	5,656	55	220

67	467	5	20
2,067	17,373	100	400

NONCOMPETITIVE GRANT OPPORTUNITIES

1,251	11,700	105	420
571	4,005	89	356
802	5,677	50	200
385	4,415	60	240
571	3,560	89	356
802	5,625	55	220
802	5,625	55	220
802	5,625	55	220
571	3,560	89	356
571	4,005	89	356

571	4,005	89	356
1,142	4,702	70	280
3,850	6,250	450	1,800
802	5,625	55	220
7,007	50,687	1,092	4,368
20,502	125,064	2,492	9,968
NON COMPETITIVE BUSINESS GRANT OPPORTUNITIES			
7	42	1	4
133	905	15	60
733	6,628	103	412
333	2,833	30	120
333	2,550	20	80
1,540	12,957	169	676
45,478	315,797	5,223	20,892

	Post Award Forms		Total Post Award Reporting
Post Award Reporting burden (14 hours per grantee)	Post Award FORMS Responses (5 per grantee)	Post Award Reporting burden (14 hours TIME per grantee)	Post Award Hours
280	100	280	560
672	240	672	1,344
42	15	42	84
2,100	750	2,100	4,200
1,442	515	1,442	2,884
280	100	280	560
840	300	840	1,680
14	5	14	28
140	50	140	280
98	35	98	196
42	15	42	84
42	15	42	84
140	50	140	280
840	300	840	1,680

14	5	14	28
840	300	840	1,680
140	50	140	280
14	5	14	279
140	50	140	280
770	275	770	1,540
770	275	770	1,540
770	275	770	1,540
770	275	770	1,540
770	275	770	1,540
770	275	770	1,540
770	275	770	1,540
770	275	770	1,540
770	275	770	1,540
140	50	140	280

210	75	210	420
210	75	210	420
1,246	445	1,246	2,492
630	225	630	1,260
1,246	445	1,246	2,492
210	75	210	420
98	35	98	196
770	275	770	1,540
15,288	5,460	15,288	30,576
140	50	140	280
34,468	12,310	34,468	69,187
504	180	504	1,008
56	20	56	112
770	275	770	1,540

70	25	70	140
1,400	500	1,400	2,800

1,470	525	1,470	2,940
1,246	445	1,246	2,492
700	250	700	1,400
840	300	840	1,680
1,246	445	1,246	2,492
770	275	770	1,540
770	275	770	1,540
770	275	770	1,540
1,246	445	1,246	2,492
1,246	445	1,246	2,492

1,246	445	1,246	2,492
980	350	980	1,960
6,300	2,250	6,300	12,600
770	275	770	1,540
15,288	5,460	15,288	30,576
34,888	12,460	34,888	69,776
14	5	14	28
210	75	210	420
1,442	515	1,442	2,884
420	150	420	840
280	100	280	560
2,366	845	2,366	4,732
73,122	26,115	73,122	146,495

Recordkeeping		Total	
Record-keeping Responses (9 per grantee)	Record-keeping burden (~.2 hours per grantee)	Total Reporting Burden Hours (Pre & Post Award)	Total Responses
180	5	2,360	630
432	11	3,264	1,296
27	1	534	144
1,350	34	15,900	4,455
927	23	9,484	2,844
180	5	2,360	630
540	14	6,095	1,620
9	0	1,228	288
90	2	880	360
63	2	796	261
27	1	534	144
27	1	534	144
90	2	2,710	666
540	14	6,095	1,620

9	0	1,228	288
540	14	6,095	1,620
90	2	880	360
9	0	511	63
90	2	1,480	450
495	12	7,165	2,115
495	12	7,165	2,115
495	12	7,165	2,115
495	12	7,165	2,115
495	12	7,165	2,115
495	12	7,165	2,115
495	12	5,545	1,791
495	12	5,545	1,791
90	2	680	270

135	3	1,620	540
135	3	1,620	540
801	20	6,052	2,403
405	10	5,675	1,350
801	20	6,052	2,403
135	3	816	405
63	2	724	226
495	12	7,165	2,115
9,828	246	81,263	29,484
90	2	880	315
22,158	554	229,591	74,206
324	8	11,568	2,248
36	1	802	222
495	12	7,196	2,240

45	1	607	190
900	23	20,173	4,900

945	24	14,640	3,645
801	20	6,497	2,403
450	11	7,077	2,025
540	14	6,095	1,620
801	20	6,052	2,403
495	12	7,165	2,115
495	12	7,165	2,115
495	12	7,165	2,115
801	20	6,052	2,403
801	20	6,497	2,403

801	20	6,497	2,403
630	16	6,662	2,150
4,050	101	18,850	13,500
495	12	7,165	2,115
9,828	246	81,263	29,484
22,428	561	194,840	72,899
9	0	70	28
135	3	1,325	470
927	23	9,512	2,954
270	7	3,673	1,040
180	5	3,110	860
1,521	38	17,689	5,352
47,007	1,175	462,292	157,357

U63*3	3 year requested	472,071
u63	Total Used:	157,357
	Total Remaining:	314,714

Grand Total Burden Hours (Reporting & Record-keeping)		RFA Response per respondent (ROCIS)	RFA Responses (ROCIS)
2,365		1.13333333333333	110.00
3,275		5	240.00
535		2.2	22.00
15,934		4.07692307692308	795.00
9,507		3.66666666666667	522.00
2,365		3.66666666666667	110.00
6,108		1.13333333333333	300.00
1,228		1.13333333333333	34.00
882		3	60.00
798		2.86666666666667	43.00
535		2.2	22.00
535		2.2	22.00
2,712			94.00
6,108		1.13333333333333	300.00

1,228
6,108
882
511
1,482
7,177
7,177
7,177
7,177
7,177
7,177
5,557
5,557
682

1.1333333333333333 34.00

1.1333333333333333 300.00

3 60.00

9.00

1.1333333333333333 70.00

1,623			
1,623			
6,072			
5,685		3	445.00
6,072		3	445.00
820			
726			
7,177		2.69230769230769	345.00
81,509			
882			
230,145			
11,576		1.9	304.00
803		2.06666666666667	31.00
7,208			

608			
20,195		687.50	4,212.50
14,664			
		3.66666666666667	615.00
6,517			
7,088			
6,108		1.13333333333333	300.00
6,072			
		3	445.00
7,177			
7,177			
7,177			
6,072			
		3	445.00
6,517			

6,517			
6,678			
18,951			
7,177			
81,509			
195,401			
70			
1,328			
9,535		3.66666666666667	522.00
3,680			
3,115		2.45454545454545	130.00
17,727			
463,468	109,593		

1,500,000 Request for 3 years

463,468 burden used for the RFA/forms included in annual primary ICR , for the next 3 years

1,036,532 for any other supplement IC to be submitted after approval

RFA Reporting (ROCIS)

1,887.49

2,283.98

427.83

12,548.69

7,336.13

1,887.49

4,869.60

1,021.40

611.66

601.75

427.83

427.83


2,223.32

4,869.60


1,021.40


4,869.60

611.66




1,147.40







11,918.69
4,869.60
4,234.62
4,234.62



2,496.65

Pre-Award RFA

Appendix	Estimated No. of Annual Respondents (Applicants)	Frequency per Respondent	Total Annual Responses	Estimated Time (Hours) to complete each Application	Total Estimated Pre-Award Burden Hours
Subtotal for Competitive State, Local & Tribal Government Agencies	3,320	1.02632	3,330	42	139,035
Sub total for Competitive Business Grant Opportunities	310	1.02701	310	49	15,306
Subtotal for Noncompetitive State, Local & Tribal Government Agencies	3,106	1.05008	3,195	33	104,561
Subtotal for Non Competitive Businesses	231	1.05130	231	49	11,417
Grand Total SLT & Bus (competitive and non competitive)	6,967	1.03868	7,066	38.26	270,319

Pre-Award Forms		Total Pre-Award Burden	Post-
Pre-Award Reporting FORMS Responses (8 per SLT; 9 per business IC)	Pre-Award Reporting FORMS burden (~6.4 / 6.7 hours TIME per grantee)	Pre-Award Burden Hours	Estimated No of Annual Respondents (Grantees)

COMPETITIVE

26,560	21,369	160,404	2,462
--------	--------	---------	-------

COMPETITIVE BUSI

2,790	2,067	17,373	100
-------	-------	--------	-----

NONCOMPETITI

24,848	20,502	125,064	2,492
--------	--------	---------	-------

NON COMPETITIVE BU

2,079	1,540	12,957	169
56,277	45,478	315,797	5,223

-Award Reporting (excludes forms)		Post Award Forms		Total Post Award Reporting
Post Award Reporting Responses (4 per grantee)	Post Award Reporting burden (14 hours per grantee)	Post Award FORMS Responses (5 per grantee)	Post Award Reporting burden (14 hours TIME per grantee)	Post Award Hours

GRANT OPPORTUNITIES

9,848	34,468	12,310	34,468	69,187
-------	--------	--------	--------	--------

NESS GRANT OPPORTUNITIES

400	1,400	500	1,400	2,800
-----	-------	-----	-------	-------

VE GRANT OPPORTUNITIES

9,968	34,888	12,460	34,888	69,776
-------	--------	--------	--------	--------

JSINESS GRANT OPPORTUNITIES

676	2,366	845	2,366	4,732
20,892	73,122	26,115	73,122	146,495

Recordkeeping		Total		
Record-keeping Responses (9 per grantee)	Record-keeping burden (~.2 hours per grantee)	Total Reporting Burden Hours (Pre & Post Award)	Total Responses	Grand Total Burden Hours (Reporting & Record-keeping)
22,158	554	229,591	74,206	230,145
900	23	20,173	4,900	20,195
22,428	561	194,840	72,899	195,401
1,521	38	17,689	5,352	17,727
47,007	1,175	462,292	157,357	463,467.57

U63*3	3 year requested	472,071	1,500,000
u63	Total Used:	157,357	463,468
	Total Remaining:	314,714	1,036,532

RFA Response per respondent (ROCIS)

Request for 3 years

burden used for the RFA/forms included in annual primary ICR , for the next 3 years - this
for any other supplement IC to be submitted after approval

RFA Responses (ROCIS)

RFA Reporting (ROCIS)

number in v14 is multiplied by 3

ANNUAL GRANT OPPORTUNITES FY 2022-2025 - COMPETITIVE				
Affected Parties	-	Number of Respondents	Frequency of Responses	Total Annual Responses
Pre-Award Annual Total Reporting Burden (Request for Applications)		2359	1	2359
		Annual Post Award Reporting Burden		
	-	Number of Respondents	Frequency of Responses	Total Annual Responses
Post-Award Total Reporting Burden		1272	1	1,272
Grand Total Annual Reporting Burden		2,455	1	2,455
	-	No. Recordkeepers	Annual No. Records Per Respondent	Est. Total Annual Records
State Agencies, Local and Tribal (SLT) & Businesses				
Post Award Recordkeeping Total Burden Estimates		286	10	2,860
Pre and Post Total Annual Reporting + Recordkeeping Burden Estimates		-	-	152,930
Pre and Post Total Annual Reporting + Recordkeeping Burden Estimates for 3 year approval period		409,131	-	458,790

*Note: Out of the 2184 respondents who will submit proposal, 1232 will be awarded and those unique respondents will go on to 332 will maintain Recordkeeping burden hours and therefore, those respondents are not double counted.

ANNUAL GRANT OPPORTUNITES FY 2022-2025 - NONCOMPETITIVE				
	-	Number of Respondents	Frequency of Responses	Total Annual Responses
Pre-Award Annual Total Reporting Burden (Request for Applications)		1237	1	1237
		Annual Post Award Reporting Burden		

-	Number of Respondents	Frequency of Responses	Total Annual Responses
Post-Award Total Reporting Burden	900	1	900
Grand Total Annual Reporting Burden	1,232	1	1,232
-	No. Recordkeepers	Annual No. Records Per Respondent	Est. Total Annual Records
State Agencies, Local and Tribal (SLT) & Business			
Post Award Recordkeeping Total Burden Estimates	198	10	1,980
Pre and Post Total Annual Reporting + Recordkeeping Burden Estimates	-	-	84,589
Pre and Post Total Annual Reporting + Recordkeeping Burden Estimates for 3 year approval period	86,091		

Ragland-Greene, Rachele - FNS: where did the 86K Respondents come from?

*Note: Out of the 1412 respondents who will submit proposal, 830 will be awarded and those unique respondents will go or 332 will maintain Recordkeeping burden hours and therefore, those respondents are not double counted.

IVE	
Estimated Time per Response	Estimated Total Annual Burden Hours
60	141,540

urden Totals

Estimated Time per Response	Estimated Total Annual Burden Hours
2.26	2,875
62.26	152,876

Ragland-Greene, Rachelle - FNS:
Where is this 1.7 million burden hours coming from? update these figures here the 2022 burden tab indicate 231K plus burden hours which is inconsistent with this chart

Hours Per Recordkeeper	Total Burden

S

0.25	715
-	153,162
-	459,486.00

Ragland-Greene, Rachelle - FNS:
this is denoted as SLT - where are the Business - you all need to separate out the different affect public

Ragland-Greene, Rachelle - FNS:
I am confused, based on the figure in the 2022 burden table or the 1,740,976, this would not be the 3 year burden the agency should be requesting

on to report Post Reporting burden and only

TIVE	
Estimated Time per Response	Estimated Total Annual Burden Hours
60	74,220

urden Totals

Estimated Time per Response	Estimated Total Annual Burden Hours
2.26	2,034
62.26	76,704
Hours Per Recordkeeper	Total Burden
0.25	495
-	86,588
-	259,764.00

Ragland-Greene, Rachelle - FNS:
Ragland-Greene, Rachelle - FNS:
this is denoted as SLT - where are
the Business - you all need to
separate out the different affect
public

Ragland-Greene, Rachelle - FNS:
based on the figure in the 2022 burden table,
this would not be the 3 year burden the
agency should be requesting

1 to report Post Reporting burden and only

Appendix	Grant	Affected Public
A36	State Plans associated with Competitive Grants	State Agencies
A45	State Plans associated with Non Competitive Grants	State Agencies

Reporting - State Plans (Competitive) Pre and Post

Affected Public (Competitive): State and Local government

Estimated Number of Respondents: 1,092

Estimated Number of Responses per Respondent: 8

Estimated Total Annual Responses: 8,736

Estimated Average Hours per Response: 9.302083

Estimated Total Annual Reporting Burden Hours: 50,608

Recordkeeping - State Plans (Competitive Post)

Affected Public (Competitive): State and Local government

Estimated Number of Respondents: 1,092

Estimated Number of Responses per Respondent: 9

Estimated Total Annual Responses: 9,828

Estimated Average Hours per Response: 0.02503053

Estimated Total Annual Reporting Burden Hours: 246

before row a47 added updated

Total Respondents	6,030	6,967
SLT	5,392	6,426
Business	638	541
Burden hours	419,878	463,468
Annual responses	135,296	157,357
Total Burden hours	1,500,000	1,500,000
Three Years burden	405,888	472,071

Total Burden hours reporti	418,874	428,954
Total Burden hours record	40,194	41,598

Reporting:

Estimated Number of respondents	3,195
Estimated Number of Responses per resp	5.00
Estimated Total Annual Responses	12,460
Estimate Average Hours per Response	5.60
Estimated Total Annual Burden Reporting Hours:	69,776

Record keeping Non Competitive

Estimated Number of respondents	2492
Estimated Number of Responses per resp	5.00
Estimated Total Annual Responses	22,428
Estimate Average Hours per Response	0.025000
Estimated Total Annual Burden Reporting Hours:	561

Pre-Award RFA					Pre-Award
Estimated No. of Annual Respondents (Applicants)	Frequency per Respondent	Total Annual Responses	Estimated Time (Hours) to complete each Application	Total Estimated Pre-Award Burden Hours	Pre-Award Reporting FORMS Responses (8 per SLT; 9 per business IC)
1,092	1	1,092	40	43,680	8,736
1,092	1	1,092	40	43,680	8,736
2,184	2	2,184	80	87,360	17,472

ost:
ments.

1092
8
8736
5.8
50,687

Reporting - State Pla
Affected Public (Non-Co
Estimated Number of Re
Estimated Number of Re
Estimated Total Annual
Estimated Average Hour
Estimated Total Annual

87
Award):
ments.

1092
9
9828
0.02503053
246

Recordkeeping - Stat
Affected Public (Non-Co
Estimated Number of Re
Estimated Number of Re
Estimated Total Annual
Estimated Average Hour
Estimated Total Annual

Forms	Total Pre-Award Burden	Post-Award Reporting (excludes forms)		
Pre-Award Reporting FORMS burden (~6.4 / 6.7 hours TIME per grantee)	Pre-Award Burden Hours	Estimated No of Annual Respondents (Grantees)	Post Award Reporting Responses (4 per grantee)	Post Award Reporting burden (14 hours per grantee)
7,007	50,687	1,092	4,368	15,288
7,316	50,996	1,092	4,368	15,288
14,324	101,684	2,184	8,736	30,576

reporting competitive

ns (Non-Competitive) Pre and Post:

mpetitive): State and Local governments.

espondents: 1092
 esponses per Respondent: 8
 Responses: 8736
 rs per Response: 5.8375
 Reporting Burden Hours: 50,996

e Plans (Non-Competitive) Post Award:

mpetitive): State and Local governments.

espondents: 1092
 esponses per Respondent: 9
 Responses: 9828
 rs per Response: 0.02030530
 Reporting Burden Hours: 246

Post Award Forms			Total Post Award Reporting	Recordkeeping		Total		
Post Award FORMS Responses (5 per grantee)	Post Award Reporting burden (14 hours TIME per grantee)	Post Award Hours	Record-keeping Responses (9 per grantee)	Record-keeping burden (~.2 hours per grantee)	Total Reporting Burden Hours (Pre & Post Award)	Total Responses	Grand Total Burden Hours (Reporting & Record-keeping)	
5,460	15,288	30,576	9,828	246	81,263	29,484	81,509	
5,460	15,288	30,576	9,828	246	81,572	29,484	81,818	
10,920	30,576	61,152	19,656	491	162,836	58,968	163,327	

RFA
Response
per
responden
t (ROCIS)

RFA
Responses
(ROCIS)

RFA
Reporting
(ROCIS)

Pre-Award RFA

Affected Public	Estimated No. of Annual Respondents (Applicants)	Frequency per Respondent	Total Annual Responses	Estimated Time (Hours) to complete each Application
COMPETITIVE GRANT OPPORTUNITIES				
Subtotal for Competitive State, Local & Tribal Government Agencies	3,320	1	3,330	42
COMPETITIVE BUSINESS GRANT OPPORTUNITIES				
Sub total for Competitive Business Grant Opportunities	310	1	310	49
NONCOMPETITIVE GRANT OPPORTUNITIES				
Subtotal for Noncompetitive State, Local & Tribal Government Agencies	3,106	1	3,195	33
NON COMPETITIVE BUSINESS GRANT OPPORTUNITIES				
Subtotal for Non Competitive Businesses	231	1	231	49
Grand Total SLT & Bus (competitive and non competitive)	6,967	1	7,066	38.26

	Total Pre-Award Burden	Total Post Award Reporting	Total	
Total Estimated Pre-Award Burden Hours	Pre-Award Burden Hours	Post Award Hours	Total Responses	Grand Total Burden Hours (Reporting & Record-keeping)
139,035	160,404	69,187	74,206	230,145
15,306	17,373	2,800	4,900	20,195
104,561	125,064	69,776	72,899	195,401
11,417	12,957	4,732	5,352	17,727
270,319	315,797	146,495	157,357	463,468

4,212.50

109,593

472,071 1,500,000 Request for 3 years

157,357 463,468 burden used for the RFA/forms included in ar

314,714 1,036,532 for any other supplement IC to be submitted .

RFA Response per respondent (ROCIS)

RFA Responses (ROCIS)

Annual primary ICR , for the next 3 years
after approval

RFA Reporting (ROCIS)

Pre-Award Forms	Form Name	OMB Control No.	1 Applicant (Respondent)	Freq. of Response per RFA	Response per RFA	Time per response	Burden per RFA	Total SLT Responses per form	Total SLT Hours per Form	Total Business Responses per form	Total Business Burden per form
AD-3030	Corporate Felony Convictions and Corporate Federal Tax Delinquencies	0505-0025	1	1	1	0.25	0.25	0	0	-	-
AD-1047	Certification Regarding Debarment, Suspension, and Other Responsibility Matters Primary Covered Transactions	0505-0027	1	1	1	0.25	0.25	0	0	-	-
AD-1048	Certification Regarding Debarment, Suspension, Ineligibility and Voluntary Exclusion Lower Tier Covered Transactions	0505-0027	1	1	1	0.25	0.25	0	0	-	-
AD-1049*	Certification Regarding Drug-Free Workplace Requirements (Grants) Alternative I - For Grantees Other Than Individuals	0505-0027	1	1	1	0.25	0.25	0	0	-	-
AD-1052*	Certification Regarding Drug-Free Workplace State and State Agencies	0505-0027	1	1	1	0.25	0.25	0	0	-	-
FNS-887	Farm to School Grant Program Application Coversheet	0584-0512	1	1	1	0.25	0.25	48.75	48.75	40.00	40.00
SF-424	Application and Instruction for Federal Assistance	4040-0004	1	1	1	1	1	2,981.00	2,981.00	181.00	181.00
SF-424A	Budget Information for Non-Construction Programs	4040-0006	1	1	1	3	3	2,981.00	8,943.00	181.00	543.00
SF-424B	Assurances for Non-Construction Programs	4040-0007	1	1	1	0.25	0.25	2,981.00	745.25	181.00	45.25
SF-424 R&R	Application for Federal Assistance (SF-424) Research & Related Projects	4040-0001	1	1	1	1.25	1.25	2,981.00	3,726.25	-	-
SF-LLL	Disclosure of Lobbying Activities	4040-0013	1	1	1	0.167	0.167	2,981.00	497.83	181.00	30.23
Total			11	11	11	7.167	7.167	14953.75	16942.077	764	839.477

SLTPreResp 2,981.00 BusPreResp 181.00

*Note that applicant will submit either AD-1049 or AD-1052, but not both

Post-award Reporting & Forms	Form Name	OMB Control No.	1 Awardee (Respondent)	Freq. of Response per RFA	Response per RFA	Time per response	Burden per RFA	Total SLT Responses per form	Total SLT Burden per Form	Total Business Responses per form	Total Business Burden per form
Progress Reports (Avg 3 annually)			1	3	3	3	9	7,311.00	21,933.00	447.00	1,341.00
Final Performance Report			1	1	1	5	5	2,437.00	12,185.00	149.00	745.00
Reports Sub-total			1	4	4	3.5	14	9748	34118	596	2086
SF-425 Financial Report (Quarterly)	Federal Financial Report - Quarterly Report	4040-0014	1	4	4	1.5	6	9,748.00	14,622.00	596.00	894.00
SF-425 Final Report	Federal Financial Report - Final Report	4040-0014	1	1	1	8	8	2,437.00	19,496.00	149.00	1,192.00
Forms Sub-total			1	5	5	2.8	14	12185	34118	745	2086
Total			1	9	9	6.3	28	21933	68236	1341	4172

SLTPost 2,437.00 BusPost 149.00

Post Award Recordkeeping	Form Name	OMB Control No.	1 Awardee (Respondent)	Freq. of Response per RFA	Response per RFA	Time per response	Burden per RFA	Total SLT Responses per form	Total SLT Burden per Form	Total Business Responses per form	Total Business Burden per form
SF-424	Application and Instruction for Federal Assistance	4040-0004	1	1	1	0.025	0.025	2,437.00	60.93	149.00	3.73
SF-424A	Budget Information for Non-Construction Programs	4040-0006	1	1	1	0.025	0.025	2,437.00	60.93	149.00	3.73
SF-424 B	Assurances for Non-Construction Programs	4040-0007	1	1	1	0.025	0.025	2,437.00	60.93	149.00	3.73
SF-LLL	Disclosure of Lobbying Activities	4040-0013	1	1	1	0.025	0.025	2,437.00	60.93	149.00	3.73
SF-425 Quarterly Financial Reporting	Federal Financial Report - Quarterly Report	4040-0014	1	4	4	0.025	0.1	9,748.00	243.70	596.00	14.90
SF-425 Final Report	Federal Financial Report - Final Report	4040-0014	1	1	1	0.025	0.025	2,437.00	60.93	149.00	3.73
Total			1	9	9	0.025	0.225	21933.000	548.325	1341.000	33.525

Grand total by form:	Form Name	SLT		Business		Total	
		Responses	Hours	Responses	Hours	Responses	Hours
AD-3030	Corporate Felony Convictions and Corporate Federal Tax Delinquencies						
AD-1047	Certification Regarding Debarment, Suspension, and Other Responsibility Matters Primary Covered Transactions						
AD-1048	Certification Regarding Debarment, Suspension, Ineligibility and Voluntary Exclusion Lower Tier Covered Transactions						
AD-1049	Certification Regarding Drug-Free Workplace Requirements (Grants) Alternative I - For Grantees Other Than Individuals						
AD-1052	Certification Regarding Drug-Free Workplace, State and State Agencies						
USDA Forms Burden Subtotal		0	0	0	0	0	0
SF-424	Application and Instruction for Federal Assistance	5418	3041.925	330	184.725	5748	3226.65
SF-424A	Budget Information for Non-Construction Programs	5418	9003.925	330	546.725	5748	9550.65

SF-424B	Assurances for Non-Construction Programs	5418	806.175	330	48.975	5748	855.15
SF-424 R&R	Application for Federal Assistance (SF-424) Research & Related Projects	2981	3726.25	0	0	2981	3726.25
SF-LLL	Disclosure of Lobbying Activities	5418	558.752	330	33.952	5748	592.704
SF-425	Federal Financial Report	24370	34422.625	1490	2104.625	25860	36527.25
Standard Forms Burden	Subtotal	49023	51559.652	2810	2919.002	51833	54478.654
Total		49023	51559.652	2810	2919.002	51833	54478.654

Affected Public	Est. Number Respondents	Est. No. Annual Response
REPORTING BURDEN HOURS SUMMARY (PRE AND POST AWARD)		
Pre-Award Applicants (includes miscellaneous grants for 125 ITO + 50 Business)	3596	1
Post Award Reporting (55 ITOs + 20 Business)	2117	36.381294964
Pre & Post Award Reporting Total	5,713	37
RECORDKEEPING BURDEN ESTIMATE		
Selected Grantees (Post- Award Recordkeeping) (55 ITOs + 20 Business)	1586	14276
Grand Total Annualized All Reporting & Post Award Recordkeeping Estimates	66,988	<div data-bbox="987 814 1213 945" style="border: 1px solid black; background-color: yellow; padding: 2px;"> Ragland-Greene, Rachelle - FNS: not sure how the 6 was derived... </div>
Three Year Reporting and Recordkeeping Request	200,964.00	<div data-bbox="987 1012 1213 1159" style="border: 1px solid black; background-color: yellow; padding: 2px;"> Ragland-Greene, Rachelle - FNS: where is the 200,9 respondents in the other charts? </div>
Remaining Responses and Burden Hours for the next 3-year Lifecycle		

Est. Total Annual Response	Est. Hours per Response	Est. Total Annual Burden
WARD) STATE AGENCIES (ITO'S) AND BUSINESS		
3596	50.0222436	179,871.92
77,019	0.7696262606	59,273.50
80,615	51	239,145.42
ES (POST-AWARD ONLY)		
5,355.00	0.2	1071
6K 296,622.00	11.235	3,332,557.80
64 66,988	--	224,658
	--	

Ragland-Greene, Rachele - FNS: in the other tab there are more States and Business than what i reported here

Ragland-Greene, Rachele - FNS: this 91K isn't a sum of the 179K + 59 K

Ragland-Greene, Rachele - FNS: whe

3
S



Appendix	Grant	Affected Public	Pre-Award RFA		Pre-Award Forms	Pre-Award Reporting FORMS Responses (8 per SLT; 9 per business IC)	Pre-Award Reporting FORMS burden (~6.4 / 6.7 hours TIME per grantee)	Total Pre-Award Burden	Post Award Forms	
			Estimated No. of Annual Respondents (Applicants)	Total Estimated Pre Award Burden Hours	Post Award FORMS Responses (5 per grantee)			Post Award Reporting burden (14 hours TIME per grantee)		
COMPETITIVE GRANT										
Subtotal for Competitive State, Local & Tribal Government Agencies			3,320	139,035	26,560	21,369	160,404	12,310	34,468	
COMPETITIVE BUSINESS GRANT										
Sub total for Competitive Business Grant Opportunities			310	15,306	2,790	2,067	17,373	500	1,400	
NONCOMPETITIVE GRANT										
Subtotal for Noncompetitive State, Local & Tribal			3,106	104,561	24,848	20,502	125,064	12,460	34,888	
NONCOMPETITIVE BUSINESS GRANT										
Subtotal for Non Competitive Businesses			231	11,417	2,079	1,540	12,957	845	2,366	
Grand Total SLT & Bus (competitive and non competitive)			6,967	270,319	56,277	45,478	315,797	26,115	73,122	

Sub breakout by business

Sub total for Competitive Business Grant Opportunities	310	15306	2790	2067	17373	500	1400
Subtotal for Non Competitive Businesses	231	11417	2079	1540	12957	845	2366
Total Business	541	26723	4869	3607	30330	1345	3766

Non Business:

Note for column D: Applicants. Did not use Total Annual responses which is a different number form the 2022 E

Total Post Award Reporting	Recordkeeping		Total		
Post Award Hours	Record-keeping Responses (9 per grantee)	Record-keeping burden (~.2 hours per grantee)	Total Reporting Burden Hours (Pre & Post Award)	Total Responses	Grand Total Burden Hours (Reporting & Record-keeping)

NT OPPORTUNITIES

69,187	22,158	554	229,591	74,206	230,145
--------	--------	-----	---------	--------	---------

GRANT OPPORTUNITIES

2,800	900	23	20,173	4,900	20,195
-------	-----	----	--------	-------	--------

ANT OPPORTUNITIES

69,776	22,428	561	194,840	73,766	195,401
--------	--------	-----	---------	--------	---------

S GRANT OPPORTUNITIES

4,732	1,521	38	17,689	5,352	17,727
146,495	47,007	1,175	462,292	158,224	463,468

2800	900	23	20173	4900	20195
4732	1521	38	17689	5352	17727
7532	2421	61	37862	10252	37923

Burden Table