

Date

Fatherhood TIES Photovoice Training

Sub-title



Fatherhood TIES 2025



Agenda

Welcome

3

Fatherhood TIES Study

4

Your Role in the Study

6

Using Photos for Research

11

Wrap-Up

14

Welcome

- Why did you decide to join participate in the Fatherhood TIES Photovoice study?

The background is a solid teal color. Overlaid on this are several thin, white, overlapping circles of varying sizes, creating a geometric pattern. The text is centered within this design.

Fatherhood T.I.E.S. Study

Testing Identified Elements for Success in
Fatherhood Programs

Overview of the Fatherhood TIES Study

- The study focuses on testing “program elements” of fatherhood programs – how and where they are most effective at improving the lives of fathers and their children.
- TIES hopes to improve:
 - Father well-being
 - Father-child relationships
 - Co-parenting relationships
 - Economic stability

Goals of the Photovoice Study

- Explore how the program elements of fatherhood program affects fathers' lives
- Empower fathers to:
 - Document and share your experiences
 - Identify concerns with systems and how they affect your lives
 - Bring your voice to the attention of decision makers

What are your hopes for this project?

Photovoice Activities



Your Role in the Study

Researcher-Participant Role



Researcher

- Take and analyze photos
- Must maintain research ethics



Participant

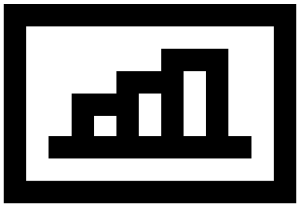
- Share information about yourself and your opinions
- Have certain protections

Researcher- Participant Role


- Researchers are held responsible for maintaining ethical standards when conducting research.
- Maintaining ethical principles is important for protecting the dignity, rights, safety, and well-being of research participants.

Ethical Principles for Human Subjects Research

What is Human Subjects Research?



“Living individuals about whom an investigator conducting research obtains: data through intervention or interaction with the individual, or identifiable private information.



In other words... Human subjects are the people participating in studies like TIES

Federal regulations govern the treatment of human subjects.

Ethical Principles for Human Subjects Research

- Belmont Principles

Respect for Persons	Beneficence	Justice
<ul style="list-style-type: none">• Voluntary participation• Informed consent	<ul style="list-style-type: none">• Maximize potential benefits and minimize potential harms	<ul style="list-style-type: none">• Fair distribution of the benefits and burdens of research• Fair selection of research subjects

Using Photovoice

Using Photos to Tell a Story



Using Photos to Tell a Story



Color




© James 2022 | PhotoVoice | HSE | 'Storytelling with Photographs' | Ireland

Fatherhood TIES | 2025

“I’m looking forward to moving, to going back where I was living before. I’ve got this yellow coat which I’ve not worn since I got here, and it makes me think of being in a different place where they don’t have full time nursing, so you get a little bit more freedom. The reason I moved here is because I became quite unwell, but I feel like I’m recovering a bit more. The coat is hanging on an easel. I like painting - sometimes it works for me and sometimes it doesn’t.”

Rule of Thirds



“Life at Paje Beach. I took this photo because I find the environment beautiful. I enjoy taking walks by the beach and looking at the scenery. It is calm with a very gentle breeze.”

Perspective



“The steps I’m taking towards the light. The light for me will be moving into my own home in September.”

The research question:

How has the parent coaching you received affected your:

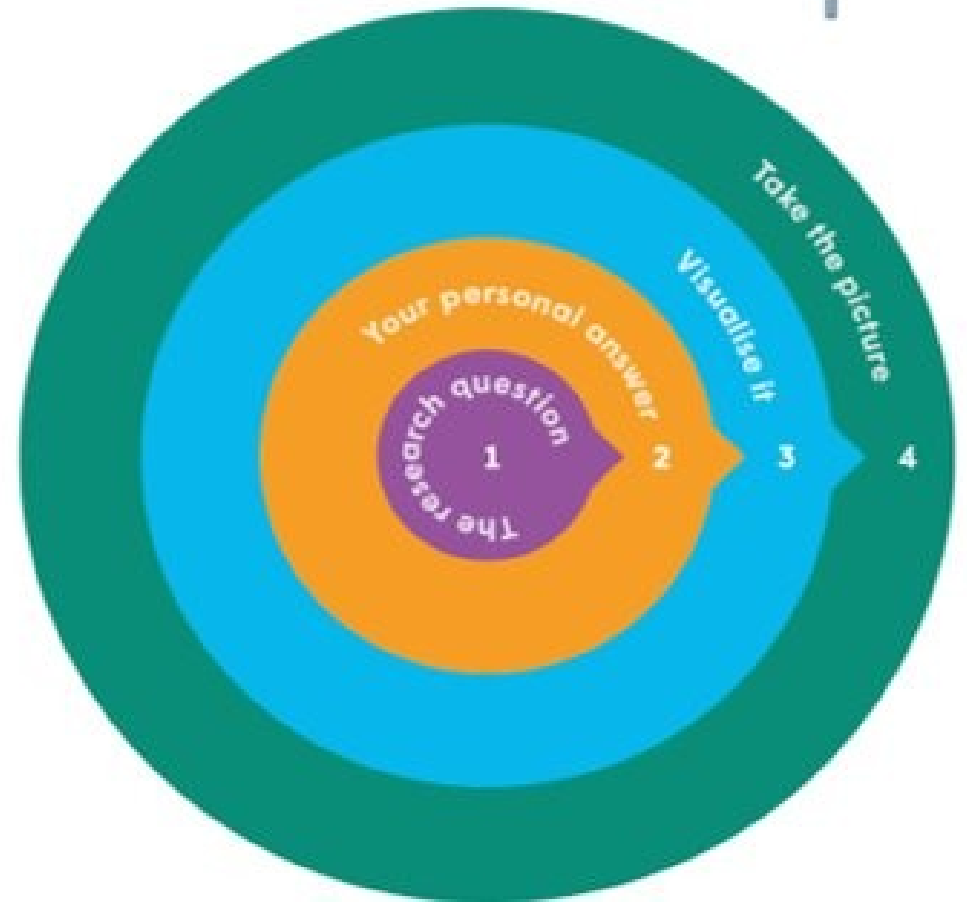
- **Parenting goal, skills, or habits**
- **Relationship with your child/children**
- **Relationship with co-parent**
- **Personal mental health and well-being**



Getting from the research question to your picture idea

- 1. Think about the research question**
- 2. Come up with a personal answer**
- 3. Visualize**
- 4. Take the picture**

Use this Mind Map to guide you from the research question to your picture idea. Follow the arrows; work from the inside out.



Example



“...I had to quit (cigarettes) to save money to get a life insurance policy for my daughter- you can only have one and which one is more important- it's my relationship with me children”


How to Submit Photos

- For the next 3 weeks, you will take at least one photo each week in response to the study research question
- Click on the link to a web page sent to you via email or cell phone and upload your picture(s) along with a caption.
- Let the study team if you have any questions or problems uploading your photos

Photo Release Forms


- For You
- For Your Children
- For Others

Photo Permission Stoplight




Do not submit photos of:

- Illegal activities
- Identifiable people who don't want their photo used



Get a **photo release** for photos of:

- An identifiable person in a place where they have a reasonable expectation of privacy
- minors



Submit photos freely of:

- Any adult or object in a public place
- Self-portraits
- Things around your home
- Abstract photos

Photo and photo release submission

Wrap Up/Time for Questions

Timeline

Today Photo voice Training

**XX/XX-
XX/XX** Photo Collection

XX/XX Photo analysis meeting

XX/XX Debrief

XX/XX Virtual gallery launch



Thank you

- Dara Lewis Dara.Lewis@MDRC.org
- Niko Leiva
- Rose Palma

