

American Community Survey

Internet Data Collection Instrument Screen Capture Guide

2024

How to Use This Guide

This document contains copies of screens respondents will see in the ACS Internet Questionnaire¹. You can use this guide as a reference when talking to respondents.

On the next page, you will see a table of contents that contains links rather than page numbers. Because you will be using this guide on your computer, this format will allow you to use **Ctrl + Click** on a page name and navigate directly to that page. Most of the screen capture names are the same as the page names in the instrument. Respondents can provide the page names to you from the URL in the address bar of their browsers. For example, the question for the type of unit at the sample address (e.g., mobile home, single family home detached from any other homes, etc.) is “typeofunit” in the Internet questionnaire. If respondents are on this screen, the address bar will display, “https://respond.census.gov/acs/typeofunit.”

Some screens may change text and appearance depending on the situation or makeup of the household. For example, the “pselect” screen asks respondents to choose the person for whom they will answer questions next. If only one person remains on the roster, the text displays differently than if multiple names are available. A second screen capture for the “pselect” screen reads “pselect (one person left on roster).”

Note: in the 2016 data collection year a mobile optimized view was introduced for the Internet Data Collection instrument. If respondents are viewing the online instrument via a mobile device the screen layout will appear different based upon screen size. In addition, navigation buttons containing “Previous” and “Next” are replaced with forward and backward arrows. Instructions, FAQs and Save and Logout text are removed and replaced with links on the right-hand side of the header. Questions with a large amount of text will not be displayed on one screen and users will have to scroll to view the entire questions text.

¹ This screen capture guide does not contain any Title 13 data or other personally identifiable information (PII). All data are fictitious and any resemblance to actual data is coincidental.

Table of Contents

login	race	condofeeamt	ancestry	disabilityrate	interest
return login	typeofunit	tenure	language	worklastweek	interestamt
address	yearbuilt	tenure edit message	whatlanguage	worklastweek edit message	socialsecurity
address collection	whenmovedin	monthrent	englishprof	anywork	socialsecurityamt
later2 (wrong address)	acres	meals	residencelastyear	worklocal	ssi
liveu	agrsales	propvalue	addresslastyear	transporttowork	ssiamt
live	rooms	taxes	insurance	numberofriders	publicasst
business	facilities	propinsurance	premium	timeleftforwork	publicasstamt
thankyoubusiness	telephone	mortgage	premium help	mintowork	survivordis
thankyoubusiness	compuse	mortgageamt	deaf	fiftymoreweeks	survivoramt
pin	netaccess	mortgagetax	deaf help	weeksworked	retirement
recovery (pin reset)	netsub	mortgageinsurance	blind	hoursworked	retirementamt
resp_name	vehicles	2ndmortgage	difficultyconcent	layoff	otherincome
roster_a	heatingfuel	2ndmortgageamt	difficultywalk	tempabsent	otherincomeamt
roster_b	elecpay	mobilehometax	difficultydress	recalltowork	totalincome
add_1	elecamt	hunitstatus (if vacant)	difficultyerrand	activelookforwork	vrfyincome
roster_c	elecinc	pselect (first time viewing)	marriedstatus	couldwork	Estincome
add_2	gasuse	pselect (subsequent viewing, with more than one person remaining)	pmarried	lastworked	presummary
away_now	gaspay		widow	employeetype	summary
remove_one	gasamt		divorce	employer	housing (review and edit)
another_home	gasinc	pselect (one person left on roster)	numberofmarriages	militaryemployer	person (review and edit)
another_home_who	waterpay	placeofbirth	yearofmarriage	typeofbusiness	change answer from review and edit
more_than_2	wateramt	citizenship	birth	businessclass	new item on review and edit
roster_check	waterinc	citizenship (placeofbirth left blank)	grandchildrenhome	typeofwork	save
roster_check (no one on roster)	ofueluse	yearofentry	grandchildrenhome help	duties	welcomeback
ref_per	ofuelpay	attendschool	grandparentsresp	wages	security
relationship	ofuelamt	whatgrade	lengthofresp	wagesamt	instructions
sex	ofuelinc	highestlevel	veteranstat	wagesamt edit message	FAQs
dateofbirth	foodstamps	fieldofdegree	periodofservice	selfemp	
Hispanic	condo		vadisability	selfempamt	
	condofee				

[Return to Top](#)

contactus

| finalize

| completed

| document_accessibility | privacy

login



American Community Survey

Welcome! Start here to respond:

[Responder en español](#)

Enter the User ID exactly as it appears on your survey materials.

User ID: -

Login

Can't find the User ID?

The 10-digit code appears above the address and to the right.



U.S. Census Bureau Notice and Consent Warning

You are accessing a United States Government computer network. Any information you enter into this system is confidential. It may be used by the Census Bureau for statistical purposes and to improve the website. If you want to know more about the use of this system, and how your privacy is protected, visit our online privacy webpage at <https://www.census.gov/about/policies/privacy/privacy-policy.html>.

Use of this system indicates your consent to collection, monitoring, recording, and use of the information that you provide for any lawful government purpose. So that our website remains safe and available for its intended use, network traffic is monitored to identify unauthorized attempts to access, upload, change information, or otherwise cause damage to the web service. Use of the government computer network for unauthorized purposes is a violation of Federal law and can be punished with fines or imprisonment (PUBLIC LAW 99-474).

The U.S. Census Bureau is required by law to keep your information confidential. The Census Bureau is not permitted to publicly release your responses in a way that could identify this household. Your survey answers will only be used to create statistics.

Login with Updated MP OMB Expiration



American Community Survey

Welcome! Start here to respond:

[Responder en español](#)

Enter the User ID exactly as it appears on your survey materials.

User ID:

 -

Login

Can't find the User ID?

The 10-digit code appears above the address and to the right.

ACS 999 999 999 99 999 9999 99

SEQ9999-99999



TO THE RESIDENT OF:
101 MAIN STREET
ANYTOWN, MD 99997

#####-#####

Example
User ID

U.S. Census Bureau Notice and Consent Warning

You are accessing a United States Government computer network. Any information you enter into this system is confidential. It may be used by the Census Bureau for statistical purposes and to improve the website. If you want to know more about the use of this system, and how your privacy is protected, visit our online privacy webpage at <https://www.census.gov/about/policies/privacy/privacy-policy.html>.

Use of this system indicates your consent to collection, monitoring, recording, and use of the information that you provide for any lawful government purpose. So that our website remains safe and available for its intended use, network traffic is monitored to identify unauthorized attempts to access, upload, change information, or otherwise cause damage to the web service. Use of the government computer network for unauthorized purposes is a violation of Federal law and can be punished with fines or imprisonment (PUBLIC LAW 99-474).

The U.S. Census Bureau is required by law to keep your information confidential. The Census Bureau is not permitted to publicly release your responses in a way that could identify this household. Your survey answers will only be used to create statistics.

return login with Updated MP OMB Expiration



American Community Survey

Welcome! Start here to respond:

[Responder en español](#)

Enter the User ID exactly as it appears on your survey materials.

User ID: -

Enter the 4-digit PIN we gave you.

PIN:

[Click here if you do not know your PIN.](#)

Login

Can't find the User ID?

The 10-digit code appears above the address and to the right.



U.S. Census Bureau Notice and Consent Warning


You are accessing a United States Government computer network. Any information you enter into this system is confidential. It may be used by the Census Bureau for statistical purposes and to improve the website. If you want to know more about the use of this system, and how your privacy is protected, visit our online privacy webpage at <https://www.census.gov/about/policies/privacy/privacy-policy.html>.

Use of this system indicates your consent to collection, monitoring, recording, and use of the information that you provide for any lawful government purpose. So that our website remains safe and available for its intended use, network traffic is monitored to identify unauthorized attempts to access, upload, change information, or otherwise cause damage to the web service. Use of the government computer network for unauthorized purposes is a violation of Federal law and can be punished with fines or imprisonment (PUBLIC LAW 99-474).

The U.S. Census Bureau is required by law to keep your information confidential. The Census Bureau is not permitted to publicly release your responses in a way that could identify this household. Your survey answers will only be used to create statistics.

The URL address name respondents see is still "login" as the previous screen name. This screen asks for a PIN when users left the survey previously and are coming back to access their account.

[address](#)



American Community Survey

[Instructions](#)

[FAQs](#)

[Save and Log Out](#)

➔ Are you completing the American Community Survey for:

2381 GARFIELD ST
ANYTOWN, AL 55555 ?


Yes
 No

Next ➔

[Contact Us](#)

[Accessibility](#) [Privacy](#) [Security](#)

[address collection \(without selection\)](#)



American Community Survey

[Instructions](#)

[FAQs](#)

[Save and Log Out](#)

➔ Please provide a complete street address for this residence. Provide the street address that would be used to have a package delivered directly to this residence, not a Rural Route or P.O. Box address used for mailing purposes. A street address is the most helpful for processing your response.

Address Number <i>Ex. 101</i>	Street Name <i>Ex. N Main St.</i>	Apt/Unit <i>Ex. Apt.23</i>
<input type="text"/>	<input type="text"/>	<input type="text"/>
City	State Select Name ▼	ZIP Code
<input type="text"/>		<input type="text"/>

I do not have a street address.

Next ➔

[Contact Us](#)

[Accessibility](#)

[Privacy](#)

[Security](#)

[address collection \(with selection\)](#)

American Community Survey

[Instructions](#)[FAQs](#)[Save and Log Out](#)

Please provide a complete street address for this residence. Provide the street address that would be used to have a package delivered directly to this residence, not a Rural Route or P.O. Box address used for mailing purposes. A street address is the most helpful for processing your response.

Address Number
Ex. 101

Street Name
Ex. N Main St.

Apt/Unit
Ex. Apt.23

City

State

 ▼

ZIP Code

I do not have a street address.

In the space below, please describe the physical location.

Next >

[Contact Us](#)[Accessibility](#)[Privacy](#)[Security](#)[Return to Top](#)

[later2 \(wrong address\)](#)

American Community Survey

[Instructions](#)[FAQs](#)[Save and Log Out](#)

➔ The Census Bureau needs to collect information about:

2381 GARFIELD ST
ANYTOWN, AL 55555

Because you indicated that you are not completing the American Community Survey for that address, we do not need any further information at this time. You do not have to return the questionnaire to the Census Bureau.

In case we have to contact you at a later date to gather more information, please enter your name and telephone number below.

Thank you.

First Name

MI

Last Name

Telephone Number

 () - - [← Previous](#)[Exit Survey](#)[Contact Us](#)[Accessibility](#)[Privacy](#)[Security](#)[Return to Top](#)

liveu



American Community Survey

[Instructions](#)[FAQs](#)[Save and Log Out](#)

Do YOU live or stay at:

[\(Help\)](#)

2381 GARFIELD ST
ANYTOWN, AL 55555 ?

Yes

No

[← Previous](#)

[Next →](#)

[Contact Us](#)[Accessibility](#)[Privacy](#)[Security](#)

[Return to Top](#)

liveu (unmailable)



American Community Survey

[Instructions](#)[FAQs](#)[Save and Log Out](#)

Do YOU live or stay at this address?

[\(Help\)](#)

Yes

No

[← Previous](#)

[Next →](#)

[Contact Us](#)[Accessibility](#)[Privacy](#)[Security](#)

[Return to Top](#)

[liveu help](#)

The screenshot displays the ACS-400C live help interface. At the top left is the United States Census Bureau logo. The main header area includes 'Instructions' and 'Save and Log Out'. The central content area shows a question: 'Do YOU' with a '(Help)' link. Below the question are radio buttons for 'Yes' and 'No'. A 'Help' modal window is open, providing instructions on when to select 'Yes'.

United States Census Bureau

Instructions | **Save and Log Out**

Do YOU [\(Help\)](#)

Yes
 No

Help [Close Help]

Select "Yes" if you:

- Have been staying at the address for more than two months
- Intend to be at the address for more than two months, but have been there less time than that as of the current date
- Have no other PERMANENT place to stay AND are living or staying there
- Are staying at the address even for a short time
- Are away from the address, but do not plan to be away for more than two months

[Contact Us](#) | [Accessibility](#) | [Privacy](#) | [Security](#)

[live](#)

American Community Survey

[Instructions](#)[FAQs](#)[Save and Log Out](#)

Does anyone live or stay at:

[\(Help\)](#)

2381 GARFIELD ST
ANYTOWN, AL 55555 ?

Yes


No

[← Previous](#)

[Next →](#)

[Contact Us](#)[Accessibility](#)[Privacy](#)[Security](#)[Return to Top](#)

live (unavailable)



American Community Survey

[Instructions](#) | [FAQs](#) | [Save and Log Out](#)

➔ Do YOU live or stay at this address?

[\(Help\)](#)

Yes

No

[← Previous](#)

[Next →](#)

[Contact Us](#) | [Accessibility](#) | [Privacy](#) | [Security](#)

[Return to Top](#)

[live help](#)

The screenshot shows a web interface for the United States Census Bureau. A modal window titled "Help" is open, providing instructions for a survey question. The background shows a question: "Does any... (Help)" with radio buttons for "Yes" and "No". A "Save and Log Out" button is visible in the top right, and a "Close Help" button is in the bottom right of the modal. The footer contains links for "Contact Us", "Accessibility", "Privacy", and "Security".

United States[®]
Census
Bureau

Instructions

Does any...
([Help](#))

Yes
 No

Save and Log Out

Help

Select "Yes" if:

- Anyone has been staying at the address for more than two months
- Anyone intends to be at the address for more than two months, but has been there less time than that as of the current date
- Anyone lives or stays at the address such as a caretaker or live-in employee
- Someone who has no other PERMANENT place to stay is living or staying there
- Anyone is staying at the address even for a short time
- Someone is away from the address, but does not plan to be away for more than two months

Close Help

Contact Us

Accessibility Privacy Security

[business](#)

American Community Survey

[Instructions](#)[FAQs](#)[Save and Log Out](#)

➔ Is the following address a business?


2381 GARFIELD ST
ANYTOWN, AL 55555

- Yes
 No

[← Previous](#)[Next →](#)[Contact Us](#)[Accessibility](#)[Privacy](#)[Security](#)[Return to Top](#)

business (unmailable)

Instructions	FAQs	Save and Log Out
------------------------------	----------------------	----------------------------------

 Is this address a business?

Yes

No

[← Previous](#) [Next →](#)

Contact Us	Accessibility	Privacy	Security
----------------------------	-------------------------------	-------------------------	--------------------------



American Community Survey

[Instructions](#)[FAQs](#)[Save and Log Out](#)

Because you said

2381 GARFIELD ST
ANYTOWN, AL 55555

is a business, you do not need to complete the American Community Survey at this time. You do not have to return the questionnaire to the Census Bureau.

In case we have to contact you at a later date to gather more information, please enter your name and telephone number below.

First Name

MI

Last Name

Telephone Number

 () - -

Thank you. ([Help](#))

[← Previous](#)[Exit Survey](#)[Contact Us](#)[Accessibility](#)[Privacy](#)[Security](#)

[thankyoubusiness \(unmailable\)](#)

American Community Survey

[Instructions](#)[FAQs](#)[Save and Log Out](#)

Because you said this address is a business, you do not need to complete the American Community Survey at this time. You do not have to return the questionnaire to the Census Bureau.

In case we have to contact you at a later date to gather more information, please enter your name and telephone number below.

First Name

MI

Last Name

Telephone Number

 () - -

Thank you. ([Help](#))

[← Previous](#)[Exit Survey](#)[Contact Us](#)[Accessibility](#)[Privacy](#)[Security](#)[Return to Top](#)

[thankyoubusiness help](#)

The screenshot shows the U.S. Census Bureau's 'Thank you' survey page. A 'Help' modal is open, displaying the following text:

Why We Ask?
We ask for names in case we need to contact someone to ask about incomplete or missing information. The U.S. Census Bureau is required by law to protect your information. The Census Bureau is not permitted to publicly release your responses in a way that could identify this household. Per the Federal Cybersecurity Enhancement Act of 2015, your data are protected from cybersecurity risks through screening of the systems that transmit your data.

The background page includes the following elements:

- United States[®] Census Bureau logo
- Navigation: Instructions, Save and Log Out
- Text: Thank you. [\(Help\)](#)
- Buttons: [← Previous](#), [Exit Survey](#)
- Form fields: First Name, Telephone Number (with area code, exchange, and number boxes)
- Footer: [Contact Us](#), [Accessibility](#), [Privacy](#), [Security](#)

[pin](#)

American Community Survey

[Instructions](#)[FAQs](#)[Save and Log Out](#)

- ➔ Please make note of the PIN below.
- ➔ It will allow you to log back into the survey if the session times out or you need to stop and come back later. The session will time out if left idle for more than 15 minutes. This survey will take approximately 40 minutes to complete.

PIN: 3657

- ➔ Please select a security question to answer. If you forget your PIN, you will be asked to provide this answer to re-enter the survey.

Security Question:

Please select a verification question. ▼

Answer:

Next ➔

[Contact Us](#)[Accessibility](#)[Privacy](#)[Security](#)[Return to Top](#)

[recovery \(pin reset\)](#)

American Community Survey




Please provide the answer to the following security question to reset your PIN and return to your survey.

In what city were you born?

(Not case-sensitive)

Answer:

If you do not know the answer to your security question, please call 1-800-354-7271 for assistance.

Next 

[resp_name](#)

American Community Survey

[Instructions](#)[FAQs](#)[Save and Log Out](#)

What is your name, telephone number, and email address? We will only contact you if needed for official Census Bureau business. ([Help](#))

First Name

MI

Last Name

Telephone Number

 () - -

Email Address

Confirm Email Address

[Next >](#)[Contact Us](#)[Accessibility](#)[Privacy](#)[Security](#)[Return to Top](#)

[resp_name help](#)

The screenshot shows a help dialog box titled "Help" overlaid on a survey form. The dialog box contains the following content:

Why We Ask?
We ask for a respondent's name and contact information in case we need to contact someone to ask about incomplete or missing survey information.


Help

- The U.S. Census Bureau is required by law to protect your information. The Census Bureau is not permitted to publicly release your responses in a way that could identify this household. Per the Federal Cybersecurity Enhancement Act of 2015, your data are protected from cybersecurity risks through screening of the systems that transmit your data.
- Providing a name helps eliminate confusion as you proceed through the survey to know about whom questions are being asked.
- The Census Bureau will only use the phone number and email address you provide for official business. You may be asked to participate in other Census Bureau surveys.

Close Help

The background survey form includes the United States Census Bureau logo, a "Next" button, and a footer with links for "Contact Us", "Accessibility", "Privacy", and "Security".

[resp_name edit message \(1\)](#)



American Community Survey

[Instructions](#) | [FAQs](#) | [Save and Log Out](#)

! • Please answer this important question.

- If you are uncomfortable providing your name, please provide a nickname.
- Please enter a 10-digit phone number.

➔ What is your name, telephone number, and email address? We will only contact you if needed for official Census Bureau business. [\(Help\)](#)

First Name MI Last Name

Telephone Number

() - -

Email Address

Confirm Email Address

[Next ➔](#)

[Contact Us](#) [Accessibility](#) [Privacy](#) [Security](#)

[Return to Top](#)

resp_name edit message (2)

American Community Survey

[Instructions](#)

[FAQs](#)

[Save and Log Out](#)

i • Please answer this important question.
• If you are uncomfortable providing your name, please provide a nickname.
• Please enter a 10-digit phone number.
Email addresses do not match. Please try again.

➔ What is your name, telephone number, and email address? We will only contact you if needed for official Census Bureau business. [\(Help\)](#)

First Name MI Last Name

Telephone Number

() - -

Email Address

Confirm Email Address

Next ➔

[Contact Us](#)

[Accessibility](#)

[Privacy](#)

[Security](#)

[roster_a](#)

American Community Survey

[Instructions](#)[FAQs](#)[Save and Log Out](#)

The following questions are about everyone who is living or staying at 2381 GARFIELD ST.

First, create a list of people. Enter one person on each line. Leave any extra lines blank. Enter names until you have listed everyone who lives or stays there, then click Next. ([Help](#))

First Name

MI

Last Name

[Click here to add more people](#)

[← Previous](#)[Next →](#)[Contact Us](#)[Accessibility](#)[Privacy](#)[Security](#)[Return to Top](#)

[roster_a \(unmailable\)](#)

American Community Survey

[Instructions](#)[FAQs](#)[Save and Log Out](#)

The following questions are about everyone who is living or staying at this address.

First, create a list of people. Enter one person on each line. Leave any extra lines blank. Enter names until you have listed everyone who lives or stays there, then click Next. ([Help](#))

First Name

MI

Last Name

[Click here to add more people](#)

[← Previous](#)[Next →](#)[Contact Us](#)[Accessibility](#)[Privacy](#)[Security](#)[Return to Top](#)

[roster_a_help](#)

The screenshot shows a help dialog box titled "Help" with a close button (X) in the top right corner. The dialog box contains the following text:

Why We Ask?
We request names of everyone living in the household to make it easier for you to keep track of each person's information when completing the survey.

Help
Create a list of everyone who is living or staying at this address. You can list up to 20 people.

Do Include yourself and everyone else who is living or staying there.

Do NOT Include anyone who lives separately from you in the same building/structure if they have direct access from the outside or through a common hall.

If a person has a suffix on their name, such as "Jr." or "Sr." enter it into the last name field.

At the bottom right of the dialog box is a green button labeled "Close Help".

The background of the screenshot shows the ACS-400C interface. At the top left is the "United States Census Bureau" logo. To the right is the text "ity Survey". Below the logo is a navigation bar with "Instructions" and "Save and Log Out". The main content area is partially obscured by the dialog box but shows a list of instructions with a right arrow icon. At the bottom of the dialog box are "Previous" and "Next" buttons. At the very bottom of the page are links for "Contact Us", "Accessibility", "Privacy", and "Security".

[roster_b](#)

American Community Survey

[Instructions](#)[FAQs](#)[Save and Log Out](#)

The following questions are to make sure this list is as complete as possible.

Other than the people listed below, does **ANYONE ELSE** live or stay there? ([Help](#))

For example, roommates, foster children, boarders, or live-in employees.

Sample Respondent

Wife Respondent

Bio Son Respondent

Yes

No

[← Previous](#)[Next →](#)[Contact Us](#)[Accessibility](#)[Privacy](#)[Security](#)[Return to Top](#)

[roster_b help](#)

The screenshot shows a help modal window titled "Help" with a close button (X) in the top right corner. The modal is overlaid on a background page for the "United States Census Bureau" "Quality Survey". The background page has a dark green header with the "United States Census Bureau" logo on the left and "Quality Survey" on the right. Below the header is a navigation bar with "Instructions" and "Save and Log Out". The main content area of the background page shows a list of instructions, including "The following...", "Other than...", "For example...", "Sample...", "Wife Res...", "Bio Son...", and radio buttons for "Yes" and "No". A "Close Help" button is located at the bottom right of the modal.

Help ×

Why We Ask?

We ask a series of specific questions about who lives or stays at an address to make sure everyone is included in the list and the list is complete based on the Census Bureau's definition of "live or stay."

Help

This question is asked to make sure you included all the people living or staying there. The examples presented in the question are some types of people that are often forgotten. Consider these, and other, types of people.

Select "Yes" to report more people, who live or stay there, that you have not yet listed.

Select "No" if you have already reported everyone who lives or stays there.

Close Help

Contact Us Accessibility Privacy Security

[add_1](#)

American Community Survey

[Instructions](#)[FAQs](#)[Save and Log Out](#)

- ➔ The following questions are to make sure this list is as complete as possible. Other than the people listed below, does **ANYONE ELSE** live or stay there? ([Help](#))

For example, roommates, foster children, boarders, or live-in employees.

Sample Respondent

Wife Respondent

Bio Son Respondent

Yes

No

- ➔ Enter the names and then click **Next**. Do not include anyone already on the list above. ([Help](#))

First Name

MI

Last Name

First Name 1

MI

Last Name 1

First Name 2

MI

Last Name 2

First Name 3

MI

Last Name 3

[Click here to add more people](#)

[← Previous](#)

[Next →](#)

[Contact Us](#)[Accessibility](#)[Privacy](#)[Security](#)

[Return to Top](#)

[add_1 help](#)

The image shows a screenshot of the United States Census Bureau's 'Add_1' help dialog box. The dialog box is titled 'Help' and contains two sections: 'Why We Ask?' and 'Help'. The 'Why We Ask?' section explains that the survey asks specific questions to ensure everyone is included in the list. The 'Help' section instructs the user to continue creating a list of everyone living or staying at the address. A 'Close Help' button is located at the bottom right of the dialog box. The background shows a survey form with a 'Next' button and a 'Previous' button.

United States[®] Census Bureau

Help ×

Why We Ask?

We ask a series of specific questions about who lives or stays at an address to make sure everyone is included in the list and the list is complete based on the Census Bureau's definition of "live or stay."

Help

Continue creating a list of everyone who is living or staying at this address. The names you report here will be added to the list of people you have already provided.

Close Help

Instructions

→ The following information is required for **ANYONE** living or staying at this address:

For example:

Sample First Name: John
Wife Residing: Yes
Bio Son: No

Yes
 No

→ Enter the names and then click **Next**. Do not include anyone already on the list above. ([Help](#))

First Name	MI	Last Name
<input type="text" value="First Name 1"/>	<input type="text" value="MI"/>	<input type="text" value="Last Name 1"/>
<input type="text" value="First Name 2"/>	<input type="text" value="MI"/>	<input type="text" value="Last Name 2"/>
<input type="text" value="First Name 3"/>	<input type="text" value="MI"/>	<input type="text" value="Last Name 3"/>

[Click here to add more people](#)

← Previous **Next →**

Contact Us [Accessibility](#) [Privacy](#) [Security](#)

[roster_c](#)

American Community Survey

[Instructions](#)[FAQs](#)[Save and Log Out](#)

Other than the people listed below, is there ANYONE ELSE staying there even for a short time? ([Help](#))

For example, a friend or relative. Do not include overnight or weekend guests who have a residence somewhere else.

Sample Respondent

Wife Respondent

Bio Son Respondent

Step Daughter Respondent

Yes

No

[← Previous](#)

[Next →](#)

[Contact Us](#)[Accessibility](#)[Privacy](#)[Security](#)[Return to Top](#)

[roster_c help](#)

The screenshot shows a help modal window titled "Help" with a close button (X) in the top right corner. The modal is overlaid on a background of the ACS-400C interface, which includes the "United States Census Bureau" logo, a "Save and Log Out" button, and a "Contact Us" link at the bottom. The modal content is as follows:

Why We Ask?

We ask a series of specific questions about who lives or stays at an address to make sure everyone is included in the list and the list is complete based on the Census Bureau's definition of "live or stay."

Help


Select **"Yes"** to report more people you have not listed yet. Consider:

- Anyone who is staying there even for a short time, even if you are unsure whether that person should be included
- Anyone whose length of stay is uncertain, for example, a friend that is staying there while going through a personal crisis
- Anyone who has no permanent place to stay

Select **"No"** if you have already reported everyone who is staying there. You do not need to consider anyone who is **ONLY** staying overnight or for the weekend **AND** has a residence somewhere else.

[Close Help](#)

[add_2](#)



American Community Survey

[Instructions](#) | [FAQs](#) | [Save and Log Out](#)

→ Other than the people listed below, is there **ANYONE ELSE** staying there even for a short time? ([Help](#))
For example, a friend or relative. Do not include overnight or weekend guests who have a residence somewhere else.

Sample Respondent
Wife Respondent
Bio Son Respondent
Step Daughter Respondent

Yes
 No

→ Enter the names and then click **Next**. Do not include anyone already on the list above. ([Help](#))

First Name	MI	Last Name
<input type="text" value="First Name 1"/>	<input type="text" value="MI"/>	<input type="text" value="Last Name 1"/>
<input type="text" value="First Name 2"/>	<input type="text" value="MI"/>	<input type="text" value="Last Name 2"/>
<input type="text" value="First Name 3"/>	<input type="text" value="MI"/>	<input type="text" value="Last Name 3"/>

[Click here to add more people](#)

[← Previous](#) [Next →](#)

[Contact Us](#) [Accessibility](#) [Privacy](#) [Security](#)

[add_2 help](#)

United States[®] Census Bureau

Help ×

Why We Ask?

We ask a series of specific questions about who lives or stays at an address to make sure everyone is included in the list and the list is complete based on the Census Bureau's definition of "live or stay."

Help

Continue creating a list of everyone who is living or staying at this address. The names you report here will be added to the list of people you have already provided.

Do Include:

- Anyone who is staying there even for a short time, even if you are unsure whether that person should be included
- Anyone whose length of stay is uncertain, for example, a friend that is staying there while going through a personal crisis
- Anyone who has no permanent place to stay

Do NOT Include:

- Anyone who is only staying overnight or for the weekend AND has a residence somewhere else

Close Help

← Previous Next →

Contact Us Accessibility Privacy Security

[away_now](#)

American Community Survey

[Instructions](#)[FAQs](#)[Save and Log Out](#)

Are any of these people listed below away NOW for more than two months, like a college student living away at school or a member of the armed forces personnel living away? ([Help](#))

Sample Respondent

Wife Respondent

Bio Son Respondent

Step Daughter Respondent

Yes

No

[← Previous](#)[Next →](#)[Contact Us](#)[Accessibility](#)[Privacy](#)[Security](#)[Return to Top](#)

[away_now help](#)

The screenshot shows the ACS-400C help page for 'away now' with a modal window open. The modal window is titled 'Help' and contains the following content:

Why We Ask?
We ask a series of specific questions about who lives or stays at an address to make sure everyone is included in the list and the list is complete based on the Census Bureau's definition of "live or stay."

Help
Selecting "Yes" will take you to another screen where you can select which people are away now for more than two months.

By "away now for more than two months," we mean that a person:

- Has already been away for more than two months
- Is planning to be away for more than two months, but has been away only a short amount of time so far

Select "Yes" if anyone on this list:

- Is a college student and is living away at school for more than two months, either in on-campus or off-campus housing
- Is in the armed forces and is living away for more than two months, for example someone who is living in the barracks or who is deployed overseas
- Is away now for more than two months for any other reason, for example someone who is in jail or living in a rehabilitation facility, nursing home, or traveling in a circus

Select "No" if:

- Everyone on this list is there now
- The people who are away now do NOT plan to be away for more than two months
- The only people staying away now for more than two months are children in boarding school or summer camp

The modal window also has a 'Close Help' button at the bottom right.

[remove_one](#)

American Community Survey

[Instructions](#)[FAQs](#)[Save and Log Out](#)

Select the name(s) of anyone who is away NOW for more than two months. [\(Help\)](#)

- Sample Respondent
- Wife Respondent
- Bio Son Respondent
- Step Daughter Respondent
- No one on this list is away NOW for more than two months

[← Previous](#)[Next →](#)[Contact Us](#)[Accessibility](#)[Privacy](#)[Security](#)[Return to Top](#)

[remove_one help](#)

United States[®] Census Bureau

Instructions

Save and Log Out

Why We Ask?

We ask a series of specific questions about who lives or stays at an address to make sure everyone is included in the list and the list is complete based on the Census Bureau's definition of "live or stay."

Help

By "away now for more than two months," we mean that a person:

- Has already been away for more than two months
- Is planning to be away for more than two months, but has been away only a short amount of time so far

Do Select anyone who is:

- A college student and is living away at school for more than two months, either in on-campus or off-campus housing
- In the armed forces and is living away for more than two months, for example someone who is living in the barracks or who is deployed overseas
- Away now for more than two months for any other reason, for example someone who is in jail or living in a rehabilitation facility, nursing home, or traveling in a circus

Do NOT Select anyone who is:

- There now
- Away now, but who is not planning to be away for more than two months
- A child in boarding school or summer camp, even if he or she is away now for more than two months

Close Help

Contact Us Accessibility Privacy Security

[another_home](#)

American Community Survey

[Instructions](#)[FAQs](#)[Save and Log Out](#)

Do any of these people listed below have some other place where they usually stay? ([Help](#))

Sample Respondent

Wife Respondent

Bio Son Respondent

Step Daughter Respondent

Yes

No

[← Previous](#)

[Next →](#)

[Contact Us](#)[Accessibility](#)[Privacy](#)[Security](#)[Return to Top](#)

[another_home help](#)

The screenshot shows a help modal window titled "Help" with a close button (X) in the top right corner. The modal is overlaid on a background of the United States Census Bureau website. The background includes the "United States Census Bureau" logo, a "Instructions" tab, a "Save and Log Out" button, and a "Pre" button. The main content of the modal is as follows:

Why We Ask?
We ask a series of specific questions about who lives or stays at an address to make sure everyone is included in the list and the list is complete based on the Census Bureau's definition of "live or stay."

Help
Selecting "Yes" will take you to another screen where you can select which people have another place where they usually stay.

Select "Yes" if anyone on this list:

- Is a child in shared custody
- Stays at another residence part of the time to be closer to work
- Has another place to stay or live, like a vacation or seasonal home
- Has another place to stay or live for any other reason

Select "No" if:


- No one on this list has another place to live or stay
- The only person who has another place to stay is a child in boarding school or summer camp

Close Help

[another_home_who](#)

American Community Survey

[Instructions](#)[FAQs](#)[Save and Log Out](#)

 Select the name(s) of anyone who has another place where they usually stay. ([Help](#))

- Sample Respondent
- Wife Respondent
- Bio Son Respondent
- Step Daughter Respondent
- No one on this list has another place where they usually stay

[← Previous](#)[Next →](#)[Contact Us](#)[Accessibility](#)[Privacy](#)[Security](#)[Return to Top](#)

[another_home_who help](#)

The screenshot shows a help modal window titled "Help" with a close button (X) in the top right corner. The modal is overlaid on a background of the United States Census Bureau website. The background includes the "United States Census Bureau" logo, a "Privacy Survey" header, a "Save and Log Out" button, and a list of instructions with checkboxes. The help modal contains the following text:

Why We Ask?
We ask a series of specific questions about who lives or stays at an address to make sure everyone is included in the list and the list is complete based on the Census Bureau's definition of "live or stay."

Help
Select the names of anyone who has another place to live or stay.

Do Select:

- College students on this list who are living away at school for more than two months, either in on-campus or off-campus housing
- Armed forces personnel who are living away for more than two months, for example someone who is living in the barracks or who is deployed overseas
- Children in shared custody who are NOT staying there right now
- Anyone who stays somewhere else part of the week to be closer to work if this address IS the place that is closer to work
- Anyone who has another place to stay or live, like a vacation or seasonal home
- Anyone who has another place to stay or live for any other reason

Do NOT Select:

- People on this list if they live there and have no other place where they live or stay
- Children in shared custody who ARE staying there right now
- Children who live at boarding school or summer camp
- Anyone who stays somewhere else part of the week to be closer to work if this address is NOT the place that is closer to work

At the bottom right of the modal is a "Close Help" button. The background website also shows a "Contact Us" link at the bottom left and "Privacy" and "Security" links at the bottom right.

[more_than_2](#)

American Community Survey

[Instructions](#)[FAQs](#)[Save and Log Out](#)

Is John Doe staying at 2381 GARFIELD ST, APT 25 for MORE than two months? [\(Help\)](#)

Yes

No

[← Previous](#)

[Next →](#)

[Contact Us](#)[Accessibility](#)[Privacy](#)[Security](#)[Return to Top](#)

[more_than_2 help](#)

The screenshot shows a help modal window titled "Help" with a close button (X) in the top right corner. The modal content is as follows:

Why We Ask?
We ask a series of specific questions about who lives or stays at an address to make sure everyone is included in the list and the list is complete based on the Census Bureau's definition of "live or stay."

Help
Please determine whether this person is staying there for MORE than two months. If they have been there, or intend to be there, for more than two months then select "Yes".

Select "Yes" if this person:

- Has been there for more than two months
- Intends to be there for more than two months, but has been there less time than that as of today

Also, select "Yes" if this person has not been there for more than 2 months BUT:

- Lives away to be closer to work and this is the place where he or she lives when he or she is NOT at work
- Is a boarding school student or a child in summer camp
- Is a child in shared custody and IS staying there now

Select "No" if this person:

- Has not stayed there, and does not intend to stay there, for more than two months

Also, select "No" if this person:

- Lives away to be closer to work and this is the place where he or she lives when he or she IS at work
- Is a child in shared custody and is NOT staying there now

This question helps the Census Bureau determine which people will be asked additional questions for this survey.

At the bottom right of the modal is a green button labeled "Close Help".

In the background, the United States Census Bureau logo is visible in the top left. The page title "Quality Survey" is partially visible in the top right. A "Save and Log Out" button is in the top right. A question "Is John..." with radio buttons for "Yes" and "No" is visible on the left. A "Contact Us" link is in the bottom left, and "Privacy" and "Security" links are in the bottom right.

[Return to Top](#)



American Community Survey

[Instructions](#)[FAQs](#)[Save and Log Out](#)

Thank you for your answers so far. The rest of the survey will ask about the following people: [\(Help\)](#)

Sample Respondent

Wife Respondent

Bio Son Respondent

Step Daughter Respondent

Click **Next** to continue.

[← Previous](#)[Next →](#)[Contact Us](#)[Accessibility](#)[Privacy](#)[Security](#)

[roster_check_help](#)

The screenshot shows a help dialog box titled "Help" with a close button (X) in the top right corner. The dialog box contains two sections: "Why We Ask?" and "Help".

Why We Ask?
This screen allows the respondent to review the list of people living or staying at an address to make sure it is correct based on the Census Bureau's definition.

Help
These are the people who we need to collect data for today.
Some of the people you told us about in previous questions might not have been eligible for this survey. Those people will no longer appear in the list of people you created.
The rest of the survey questions will only ask about the people on this final list. In addition, the survey will also collect information about the housing unit where these people live.

At the bottom right of the dialog box is a "Close Help" button.

The background of the screenshot shows the ACS-400C interface. On the left, the "United States Census Bureau" logo is visible. Below it, there are navigation links: "Instructions", "Thank you", "Sample P", "Wife Res", "Bio Son", "Step Dau", and "Click Ne". A "Save and Log Out" button is visible on the right. At the bottom of the page, there are links for "Contact Us", "Accessibility", "Privacy", and "Security".

[roster_check \(one person household\)](#)

American Community Survey

[Instructions](#)[FAQs](#)[Save and Log Out](#)

Thank you for your answers so far. The rest of the survey will ask about John A Doe. ([Help](#))

Click Next to continue.

[← Previous](#)[Next →](#)[Contact Us](#)[Accessibility](#)[Privacy](#)[Security](#)[Return to Top](#)

[roster_check \(one person household\) help](#)

The screenshot shows a help modal window titled "Help" with a close button (X) in the top right corner. The modal contains two sections:

- Why We Ask?**

This screen allows the respondent to review the list of people living or staying at an address to make sure it is correct based on the Census Bureau's definition.
- Help**

These are the people who we need to collect data for today.

Some of the people you told us about in previous questions might not have been eligible for this survey. Those people will no longer appear in the list of people you created.

The rest of the survey questions will only ask about the people on this final list. In addition, the survey will also collect information about the housing unit where these people live.

A "Close Help" button is located at the bottom right of the modal.

The background shows the United States Census Bureau logo and navigation links: "Instructions", "Thank you", "Click Next", "Previous", "Save and Log Out", "Contact Us", "Accessibility", "Privacy", and "Security".

[roster_check \(no one on roster\)](#)



American Community Survey

[Instructions](#)

[FAQs](#)

[Save and Log Out](#)



Since no one is staying here for more than two months, you will not be asked any further questions about the people staying in this unit. However, you will be asked some basic questions about the housing unit.

Click Next to continue.

[← Previous](#)

[Next →](#)

[Contact Us](#)

[Accessibility](#)

[Privacy](#)

[Security](#)

[Return to Top](#)

ref_per



American Community Survey

[Instructions](#)[FAQs](#)[Save and Log Out](#)

Of the people listed, who owns or rents this place? *If the person who owns or pays rent on this place does NOT live here, choose any adult living or staying here.*

- Sample Person
- Wife Person
- Daughter Person

[Next >](#)**Where You Are**[Basic Info](#)[Housing Questions](#)[Person Info](#)[Contact Us](#)[Accessibility](#)[Privacy](#)[Security](#)[Return to Top](#)

relationship



American Community Survey

Instructions

FAQs

Save and Log Out

2 How is Wife Person related to Sample Person? Wife Person is Sample Person's ... [\(Help\)](#)

- Opposite-sex husband/wife/spouse
- Opposite-sex unmarried partner
- Same-sex husband/wife/spouse
- Same-sex unmarried partner
- Biological son or daughter
- Adopted son or daughter
- Stepson or stepdaughter
- Brother or sister
- Father or mother
- Grandchild
- Parent-in-law
- Son-in-law or daughter-in-law
- Other relative
- Roommate or housemate
- Foster child
- Other nonrelative

[← Previous](#)
[Next →](#)

Where You Are

Basic Info

Housing Questions

Person Info

[Contact Us](#)
[Accessibility](#)
[Privacy](#)
[Security](#)

relationship help

Help



Why We Ask?

We ask about the relationship of each person in a household to the person who owns or rents the home -- the householder. This allows the creation of estimates about families, households, and other groups, and to present other estimates.

- [Click Here to Collapse Additional Text](#)

Examples of Federal Uses

- Used to describe the housing needs of different types of households (number of people, couples, families, roommates, etc.). State and Local governments receiving grants from Community Development Block Grants program, HOME Investment Partnership Program, Emergency Solutions Grant and Housing Opportunities for Persons with AIDS programs are required by law to report these needs.
- Used to plan federal programs designed to help families, including Temporary Assistance for Needy Families (TANF).

Examples of Other Uses

- State and local agencies use this information to plan programs to aid families and children, and provide funds and services for single parents, low-income families, older people living alone, etc.
- Advocacy groups use this information to advocate for policies that benefit single parents, working parents, grandparents caring for grandchildren, and other groups.


Help

Category:	Definition:
Opposite-sex unmarried partner	Is in an intimate relationship with the householder, such as a boyfriend or girlfriend.
Same-sex unmarried partner	Is in an intimate relationship with the householder, such as a boyfriend or girlfriend.
Other relative	Related by birth, marriage, or adoption, but NOT one of the options listed- for example, niece or nephew. If a foster child is related to the householder, include in the appropriate relative category, such as grandchild, or include in the "Other relative" category.
Foster child	Under the age of 21 AND involved in the formal foster care system
Other nonrelative	Not related AND not one of the options listed

Close Help

[Return to Top](#)

relationship edit message



American Community Survey

Instructions
FAQs
Save and Log Out

1 Please answer this important question.

2 How is Wife Person related to Sample Person? Wife Person is Sample Person's ... [\(Help\)](#)

- Opposite-sex husband/wife/spouse
- Opposite-sex unmarried partner
- Same-sex husband/wife/spouse
- Same-sex unmarried partner
- Biological son or daughter
- Adopted son or daughter
- Stepson or stepdaughter
- Brother or sister
- Father or mother
- Grandchild
- Parent-in-law
- Son-in-law or daughter-in-law
- Other relative
- Roommate or housemate
- Foster child
- Other nonrelative

← Previous
Next →

Where You Are

Basic Info

Housing Questions

Person Info

Contact Us
Accessibility
Privacy
Security

sex



American Community Survey

Instructions

FAQs

Save and Log Out

3 What is Wife Person's sex? ([Help](#))

- Male
- Female

← Previous

Next →

Where You Are

Basic Info

Housing Questions

Person Info

Contact Us

Accessibility

Privacy

Security

[Return to Top](#)

[sex help](#)

The screenshot shows a help modal window titled "Help" with a close button (X) in the top right corner. The modal content is as follows:

Why We Ask?

We ask about a person's sex to create statistics about men and women and to present other estimates, such as occupation, by sex. These statistics are used to understand the needs and characteristics of each group and to monitor against discrimination.

[- Click Here to Collapse Additional Text](#)

Examples of Federal Uses

- Used to enforce against discrimination in education, employment, voting, financial assistance, and housing.
- Used to investigate whether there are differences for men and women in education, employment, home ownership, health, income and many other areas of interest to policymakers.

Examples of Other Uses

- State and local agencies use these statistics to understand the needs of men and women in their community over time.
- Researchers and advocacy groups use these statistics to understand current and future challenges and to advocate for policies that benefit their groups.

Help

Select one response to indicate this person's biological sex.

[Close Help](#)

The background shows the "United States Census Bureau" logo and a "Community Survey" header. On the left, there are navigation links for "Instructions", "What is Sex?", "Male", and "Female". On the right, there are links for "Save and Log Out", "Where You Are", "Personal Info", "Missing Questions", and "Person Info". At the bottom, there are links for "Contact Us", "Accessibility", "Privacy", and "Security".

sex edit message



American Community Survey

Instructions

FAQs

Save and Log Out

Where You Are

Basic Info

Housing Questions

Person Info

i Please answer this important question.

3 What is Wife Person's sex? [\(Help\)](#)

Male

Female

← Previous

Next →

Contact Us

Accessibility

Privacy

Security

[Return to Top](#)

[dateofbirth](#)

American Community Survey

[Instructions](#)[FAQs](#)[Save and Log Out](#)

4 What is Sample Person's date of birth and what is Sample Person's age? ([Help](#))


Month Day Year

Verify or enter correct age. For babies less than 1 year old, do not enter the age in months.
Enter 0 as the age.

Age (in years)

[← Previous](#)[Next →](#)[Where You Are](#)[Basic Info](#)[Housing Questions](#)[Person Info](#)[Contact Us](#)[Accessibility](#)[Privacy](#)[Security](#)[Return to Top](#)

dateofbirth help



Community Survey

Instructions

4 What is Sample
Month

Verify or enter
Enter 0 as the
Age (in years)

← Previous

Help

Why We Ask?

We ask questions about a person's age and date of birth to create statistics about different age groups, and to present other estimates by age group. Age statistics are used in planning and evaluating government programs and policies that provide funds or services for specific age groups, such as children, working-age adults, women of childbearing age, or the older population. These statistics are also used to monitor against age discrimination in government programs and in society.

[- Click Here to Collapse Additional Text](#)

Examples of Federal Uses

- Required to enforce against age discrimination in education, employment, voting, financial assistance, and housing.
- Used to plan programs and forecast future needs for programs that serve the elderly, including housing assistance programs.

Examples of Other Uses

- State and local agencies use these statistics to understand population changes, and the needs of a community over time.
- Researchers and advocacy groups use statistics about specific age groups (children, college students, working men and women, workers nearing retirement, older people, etc.) to understand current and future challenges and to advocate for policies that benefit their groups.

Help

This question consists of two parts: the first part asks for the date of birth, and the second part asks for the age of the person.

Date of Birth

- If you know the date of birth, enter it. The person's age will be automatically calculated.
- If you do not know the exact date of birth, enter as much as you know.
- If you do not know the date of birth at all, leave it blank and fill in the person's age.

Age

Enter the person's age. If you do not know the exact age, please estimate. For babies less than 1 year old, do not enter the age in months. Enter 0 as the age.

[Close Help](#)

[Save and Log Out](#)

Where You Are

Basic Info

Missing Questions

Person Info

[Contact Us](#)

[Privacy](#) [Security](#)

dateofbirth edit message (1)



American Community Survey

[Instructions](#)
[FAQs](#)
[Save and Log Out](#)

! Please provide a complete date of birth. If you do not know it, provide what you know or leave it blank. Then enter or confirm age in the age box.

4 What is Sample Person's date of birth and what is Sample Person's age? ([Help](#))

Month Day Year

Verify or enter correct age. For babies less than 1 year old, do not enter the age in months.
Enter 0 as the age.

Age (in years)

[← Previous](#)
[Next →](#)
[Where You Are](#)
[Basic Info](#)
[Housing Questions](#)
[Person Info](#)
[Contact Us](#)
[Accessibility](#)
[Privacy](#)
[Security](#)

dateofbirth edit message (2)



American Community Survey

[Instructions](#)
[FAQs](#)
[Save and Log Out](#)

! Please enter an age between 0 and 125. If you do not know the exact age, provide an estimate.

4 What is Sample Person's date of birth and what is Sample Person's age? ([Help](#))

January ▾ 1 ▾ 1983 ▾

Verify or enter correct age. For babies less than 1 year old, do not enter the age in months.

Enter 0 as the age.

Age (in years)

126

[← Previous](#)
[Next →](#)
Where You Are
[Basic Info](#)
[Housing Questions](#)
[Person Info](#)
[Contact Us](#)
[Accessibility](#)
[Privacy](#)
[Security](#)

hispanic



American Community Survey

[Instructions](#)
[FAQs](#)
[Save and Log Out](#)
[Where You Are](#)
[Basic Info](#)
[Housing Questions](#)
[Person Info](#)

5 Is Sample Person of Hispanic, Latino, or Spanish origin? ([Help](#))

- No, not of Hispanic, Latino, or Spanish origin
- Yes, Mexican, Mexican Am., Chicano
- Yes, Puerto Rican
- Yes, Cuban
- Yes, another Hispanic, Latino, or Spanish origin - Enter, for example, Salvadoran, Dominican, Colombian, Guatemalan, Spaniard, Ecuadorian, etc.

[← Previous](#)
[Next →](#)
[Contact Us](#)
[Accessibility](#)
[Privacy](#)
[Security](#)
[Return to Top](#)

hispanic help

Help



Why We Ask?

We ask a question about whether a person is of Hispanic, Latino, or Spanish origin to create statistics about this ethnic group.

Local, state, tribal, and federal programs use these data, and they are critical factors in the basic research behind numerous policies, particularly for civil rights. Data on the Hispanic and non-Hispanic populations are used in planning and funding government programs that provide funds or services for specific groups.

These data are also used to evaluate government programs and policies to ensure that they fairly and equitably serve the needs of the Hispanic population and to monitor compliance with antidiscrimination laws, regulations, and policies.

[- Click Here to Collapse Additional Text](#)

Examples of Federal Uses

- Establish and evaluate the guidelines for federal affirmative action plans under the Federal Equal Opportunity Recruitment Program.
- Monitor compliance with the Voting Rights Act and enforce bilingual election requirements.
- Monitor and enforce equal employment opportunities under the Civil Rights Act of 1964.
- Identify segments of the population who may not be getting needed medical services under the Public Health Service Act.
- Allocate funds to school districts for bilingual services under the Bilingual Education Act.

Examples of Other Uses

- The National Science Foundation uses these data to provide information on the Hispanic population in the science and engineering workforce.
- Several federal agencies use these data to investigate whether housing or transportation improvements have unintended consequences for the Hispanic population.
- Data on the Hispanic population are used with age and language data to address language and cultural diversity needs in health care plans for the older population.

Help

Please answer BOTH the question about Hispanic origin AND the question about race. For this survey, Hispanic origin is not a race.

An individual's response is based upon self-identification. People may choose one or more response categories to represent their identity or identities. The categories included in the

questionnaire generally reflect social definitions recognized in this country, and do not

- Monitor and enforce equal employment opportunities under the Civil Rights Act of 1964.
- Identify segments of the population who may not be getting needed medical services under the Public Health Service Act.
- Allocate funds to school districts for bilingual services under the Bilingual Education Act.

Examples of Other Uses

- The National Science Foundation uses these data to provide information on the Hispanic population in the science and engineering workforce.
- Several federal agencies use these data to investigate whether housing or transportation improvements have unintended consequences for the Hispanic population.
- Data on the Hispanic population are used with age and language data to address language and cultural diversity needs in health care plans for the older population.

Help

Please answer BOTH the question about Hispanic origin AND the question about race. For this survey, Hispanic origin is not a race.

An individual's response is based upon self-identification. People may choose one or more response categories to represent their identity or identities. The categories included in the questionnaire generally reflect social definitions recognized in this country, and do not attempt to define groups biologically, anthropologically, or genetically.

"Hispanic, Latino, or Spanish origin" includes all individuals who identify with one or more nationalities or ethnic groups originating in Mexico, Puerto Rico, Cuba, Central and South American, and other Spanish cultures. Examples of these groups include, but are not limited to, Mexican or Mexican American, Puerto Rican, Cuban, Salvadoran, Dominican, and Colombian. "Hispanic, Latino or Spanish origin" also includes groups such as Guatemalan, Honduran, Spaniard, Ecuadorian, Peruvian, Venezuelan, etc.

If a person is not of Hispanic, Latino, or Spanish origin, answer "No, not of Hispanic, Latino, or Spanish origin".

If a person selects the "Another Hispanic, Latino, or Spanish origin" box, enter the name of the specific group(s) in the space provided."

Close Help

[Return to Top](#)

hispanic edit message



American Community Survey

Instructions
FAQs
Save and Log Out

! Please answer this important question.

5 Is Sample Person of Hispanic, Latino, or Spanish origin? ([Help](#))

No, not of Hispanic, Latino, or Spanish origin

Yes, Mexican, Mexican Am., Chicano

Yes, Puerto Rican

Yes, Cuban

Yes, another Hispanic, Latino, or Spanish origin - *Enter, for example, Salvadoran, Dominican, Colombian, Guatemalan, Spaniard, Ecuadorian, etc.*

◀ Previous
Next ▶

Where You Are


Basic Info

Housing Questions

Person Info

Contact Us
Accessibility
Privacy
Security

hispanic arrow and highlighting



American Community Survey

[Instructions](#) | [FAQs](#) | [Save and Log Out](#)

Please enter a specific response in the space below the checked box.

5 Is Sample Person of Hispanic, Latino, or Spanish origin? [\(Help\)](#)

- No, not of Hispanic, Latino, or Spanish origin
- Yes, Mexican, Mexican Am., Chicano
- Yes, Puerto Rican
- Yes, Cuban
- Yes, another Hispanic, Latino, or Spanish origin - *Enter, for example, Salvadoran, Dominican, Colombian, Guatemalan, Spaniard, Ecuadorian, etc.*

→

[← Previous](#)

[Next →](#)

Where You Are

- Basic Info
- Housing Questions
- Person Info

[Contact Us](#) | [Accessibility](#) | [Privacy](#) | [Security](#)

race



American Community Survey

[Instructions](#)

[FAQs](#)

[Save and Log Out](#)

6 What is Sample Person's race? Select one or more boxes **AND** enter origins. For this survey, Hispanic origins are not races. [\(Help\)](#)

White - Enter, for example, German, Irish, English, Italian, Lebanese, Egyptian, etc.

Black or African Am. - Enter, for example, African American, Jamaican, Haitian, Nigerian, Ethiopian, Somali, etc.

American Indian or Alaska Native - Enter name of enrolled or principal tribe(s), for example, Navajo Nation, Blackfeet Tribe, Mayan, Aztec, Native Village of Barrow Inupiat Traditional Government, Nome Eskimo Community, etc.

Chinese

Filipino

Asian Indian

Vietnamese

Korean

Japanese

Other Asian - Enter, for example, Pakistani, Cambodian, Hmong, etc.

Native Hawaiian

Samoan

Chamorro

Other Pacific Islander - Enter, for example, Tongan, Fijian, Marshallese, etc.

Some other race - Enter race or origin.

[← Previous](#)

[Next →](#)

Where You Are

[Basic Info](#)

[Housing Questions](#)

[Person Info](#)

race help

Help



Why We Ask?

We ask a question about a person's race to create statistics about race and to present other estimates by race groups.

Local, state, tribal, and federal programs use these data, and they are critical factors in the basic research behind numerous policies, particularly for civil rights. Race data are used in planning and funding government programs that provide funds or services for specific groups.

These data are also used to evaluate government programs and policies to ensure that they fairly and equitably serve the needs of all racial groups and to monitor compliance with antidiscrimination laws, regulations, and policies.

[- Click Here to Collapse Additional Text](#)

Examples of Federal Uses

- Establish and evaluate the guidelines for federal affirmative action plans under the Federal Equal Opportunity Recruitment Program.
- Monitor compliance with the Voting Rights Act and enforce bilingual election requirements.
- Monitor and enforce equal employment opportunities under the Civil Rights Act of 1964.
- Identify segments of the population who may not be getting needed medical services under the Public Health Service Act.
- Allocate funds to school districts for bilingual services under the Bilingual Education Act.

Examples of Other Uses

- The National Science Foundation uses these data to provide information on people of different racial backgrounds in the science and engineering workforce.
- Several federal agencies use these data to investigate whether housing or transportation improvements have unintended consequences for specific race groups.
- Data on race are used with age and language data to address language and cultural diversity needs in health care plans for the older population.

Help

- Please answer BOTH the question about Hispanic origin AND the question about race. For this survey, Hispanic origins are not races.

- Allocate funds to school districts for bilingual services under the Bilingual Education Act.

Examples of Other Uses


- The National Science Foundation uses these data to provide information on people of different racial backgrounds in the science and engineering workforce.
- Several federal agencies use these data to investigate whether housing or transportation improvements have unintended consequences for specific race groups.
- Data on race are used with age and language data to address language and cultural diversity needs in health care plans for the older population.

Help

- Please answer BOTH the question about Hispanic origin AND the question about race. For this survey, Hispanic origins are not races.
- People who identify their origin as Hispanic, Latino, or Spanish may be of any race.
- The concept of race, as used by the Census Bureau, reflects self-identification by individuals according to the race or races with which they identify. The federal government treats Hispanic origin and race as separate and distinct concepts.
- You may select one or more races.
- If you select the "White" box, enter the name of the specific White origin(s) in the space provided (for example, German, Irish, English, Italian, Lebanese, Egyptian, etc.).
- If you select the "Black or African Am." box, enter the name of the specific Black or African American origin(s) in the space provided (for example, African American, Jamaican, Haitian, Nigerian, Ethiopian, Somali, etc.).
- If you select the "American Indian or Alaska Native" box, enter the name of the person's enrolled or principal tribe(s) in the space provided (for example, Navajo Nation, Blackfeet Tribe, Mayan, Aztec, Native Village of Barrow Inupiat Traditional Government, Nome Eskimo Community, etc.).
- If you select the "Other Asian" box, enter the name of the specific Asian origin(s) in the space provided (for example, Pakistani, Cambodian, Hmong, etc.).
- If you select the "Other Pacific Islander" box, enter the name of the specific Pacific Islander origin(s) in the space provided (for example, Tongan, Fijian, Marshallese, etc.).
- If you select the "Some other race" box, enter the name of the specific group(s) in the space provided.

Close Help

race edit message (1)



American Community Survey

Instructions
FAQs
Save and Log Out

Please answer this important question.

6 What is Wife Person's race? *Select one or more boxes AND enter origins. For this survey, Hispanic origins are not races. (Help)*

White - Enter, for example, German, Irish, English, Italian, Lebanese, Egyptian, etc.

Black or African Am. - Enter, for example, African American, Jamaican, Haitian, Nigerian, Ethiopian, Somali, etc.

American Indian or Alaska Native - Enter name of enrolled or principal tribe(s), for example, Navajo Nation, Blackfeet Tribe, Mayan, Aztec, Native Village of Barrow Inupiat Traditional Government, Nome Eskimo Community, etc.

Chinese

Filipino

Asian Indian

Vietnamese

Korean

Japanese

Other Asian - Enter, for example, Pakistani, Cambodian, Hmong, etc.

Native Hawaiian

Samoan

Chamorro

Other Pacific Islander - Enter, for example, Tongan, Fijian, Marshallese, etc.

Some other race - Enter race or origin.

◀ Previous
Next ▶

Contact Us
Accessibility
Privacy
Security


Where You Are

Basic Info

Housing Questions

Person Info

race edit message (2)



American Community Survey

Instructions
FAQs
Save and Log Out

i Please enter a specific response in the space(s) below the checked box(es).

6 What is Wife Person's race? *Select one or more boxes AND enter origins. For this survey, Hispanic origins are not races. [\(Help\)](#)*

White - *Enter, for example, German, Irish, English, Italian, Lebanese, Egyptian, etc.*

Black or African Am. - *Enter, for example, African American, Jamaican, Haitian, Nigerian, Ethiopian, Somali, etc.*

American Indian or Alaska Native - *Enter name of enrolled or principal tribe(s), for example, Navajo Nation, Blackfeet Tribe, Mayan, Aztec, Native Village of Barrow Inupiat Traditional Government, Nome Eskimo Community, etc.*

Chinese

Filipino

Asian Indian

Vietnamese

Korean

Japanese

Other Asian - *Enter, for example, Pakistani, Cambodian, Hmong, etc.*

Native Hawaiian

Samoan

Chamorro

Other Pacific Islander - *Enter, for example, Tongan, Fijian, Marshallese, etc.*

Some other race - *Enter race or origin.*

← Previous

Next →

[Contact Us](#)


[Accessibility](#)

[Privacy](#)

[Security](#)

[Return to Top](#)

race arrow and highlighting



American Community Survey

Instructions
FAQs
Save and Log Out

6 What is Sample Person's race? Select one or more boxes **AND** enter origins. For this survey, Hispanic origins are not races. [\(Help\)](#)

White - Enter, for example, German, Irish, English, Italian, Lebanese, Egyptian, etc.

→

Black or African Am. - Enter, for example, African American, Jamaican, Haitian, Nigerian, Ethiopian, Somali, etc.

→

American Indian or Alaska Native - Enter name of enrolled or principal tribe(s), for example, Navajo Nation, Blackfeet Tribe, Mayan, Aztec, Native Village of Barrow Inupiat Traditional Government, Nome Eskimo Community, etc.

→

Chinese

Filipino

Asian Indian

Vietnamese

Korean

Japanese

Other Asian - Enter, for example, Pakistani, Cambodian, Hmong, etc.

→

Native Hawaiian

Samoan

Chamorro

Other Pacific Islander - Enter, for example, Tongan, Fijian, Marshallese, etc.

→

Some other race - Enter race or origin.

→

← Previous
Next →

Where You Are

Basic Info

Housing Questions

Person Info

Contact Us
Accessibility
Privacy
Security

typeofunit



American Community Survey

[Instructions](#)
[FAQs](#)
[Save and Log Out](#)


Please answer the following questions about the house, apartment, or mobile home at:

1721 RAINBOW DR
APT 10
ANYTOWN, VA 55555



1 Which best describes this building? *Include all apartments, flats, etc., even if vacant.* [\(Help\)](#)

- A mobile home
- A one-family house detached from any other house
- A one-family house attached to one or more houses
- A building with 2 apartments
- A building with 3 or 4 apartments
- A building with 5 to 9 apartments
- A building with 10 to 19 apartments
- A building with 20 to 49 apartments
- A building with 50 or more apartments
- Boat, RV, van, etc.

[← Previous](#)
[Next →](#)

Where You Are

[Basic Info](#)
[Housing Questions](#)
[Person Info](#)
[Contact Us](#)
[Accessibility](#)
[Privacy](#)
[Security](#)
[Return to Top](#)

typeofunit (unavailable)



American Community Survey


[Instructions](#)
[FAQs](#)
[Save and Log Out](#)

1 Which best describes this building? *Include all apartments, flats, etc., even if vacant.* [\(Help\)](#)

- A mobile home
- A one-family house detached from any other house
- A one-family house attached to one or more houses
- A building with 2 apartments
- A building with 3 or 4 apartments
- A building with 5 to 9 apartments
- A building with 10 to 19 apartments
- A building with 20 to 49 apartments
- A building with 50 or more apartments
- Boat, RV, van, etc.

[← Previous](#)
[Next →](#)
Where You Are
[Basic Info](#)
[Housing Questions](#)
[Person Info](#)
[Contact Us](#)
[Accessibility](#)
[Privacy](#)
[Security](#)
[Return to Top](#)

typeofunit help



ity Survey

Instructions

➔ Please ans

17

AP

AN

1 Which best

A mobile

A one-fa

A one-fa

A buildin

A buildin

A buildin

A buildin

A buildin

A buildin

A buildin

Boat, RV

← Previous

Contact Us

Help ×

Why We Ask?

We ask questions about the type of building, units in the structure, and number of rooms and bedrooms to create statistics to help analyze the availability of housing, understand changes in the size and structure of homes, evaluate overcrowding, and plan emergency services.

- Click Here to Collapse Additional Text

Examples of Federal Uses

- Used to determine demand for senior rental housing.
- Used to calculate emergency allocations of funds for the Low Income Home Energy Assistance Program.

Examples of Other Uses

- State and local agencies use these statistics to determine the housing needs of people in the community.
- Officials use this information to identify home structures in disaster-prone areas during emergency planning and preparation.

Help

If:	Then select:
<ul style="list-style-type: none"> Towable RV (e.g., travel trailers, fifth-wheel trailers) Only porch or shed added to mobile home 	A mobile home
<ul style="list-style-type: none"> Open space on all sides House joined only to shed or garage Mobile home with one or more rooms added or built onto it 	A one-family house detached from any other house
<ul style="list-style-type: none"> House joined to another house or building by at least one wall from ground to roof <ul style="list-style-type: none"> For example, townhouses are a row of houses attached to one another 	A one-family house attached to one or more houses
<ul style="list-style-type: none"> Self-propelling RVs Motor homes 	Boat, RV, van, etc.

To determine number of apartments in building:

- Count both occupied AND vacant units
- Do NOT count stores or office space

Close Help

Save and Log Out

Where You Are

ic Info

osing Questions

son Info

Privacy Security

typeofunit edit message

American Community Survey

Instructions

FAQs

Save and Log Out

! Please answer this important question.

➔ Please answer the following questions about the house, apartment, or mobile home at:

1721 RAINBOW DR
APT 10
ANYTOWN, VA 5555

1 Which best describes this building? *Include all apartments, flats, etc., even if vacant.* [\(Help\)](#)

- A mobile home
- A one-family house detached from any other house
- A one-family house attached to one or more houses
- A building with 2 apartments
- A building with 3 or 4 apartments
- A building with 5 to 9 apartments
- A building with 10 to 19 apartments
- A building with 20 to 49 apartments
- A building with 50 or more apartments
- Boat, RV, van, etc.

[< Previous](#)

[Next >](#)

Contact Us

Accessibility

Privacy

Security

yearbuilt



American Community Survey

[Instructions](#)
[FAQs](#)
[Save and Log Out](#)

2 About when was this building first built? [\(Help\)](#)

2020 or later - *Specify year*

2010 to 2019

2000 to 2009

1990 to 1999

1980 to 1989

1970 to 1979

1960 to 1969

1950 to 1959

1940 to 1949

1939 or earlier

[← Previous](#)
[Next →](#)

Where You Are

[Basic Info](#)
[Housing Questions](#)
[Person Info](#)
[Contact Us](#)
[Accessibility](#)
[Privacy](#)
[Security](#)
[Return to Top](#)

[yearbuilt help](#)

The screenshot shows a help modal window titled "Help" overlaid on a survey page. The background page is for the "2020 Census" and includes a "Year Built" question with radio button options for various decades. The help modal contains the following text:

Why We Ask?
We ask about when a building was built and when a person moved into that home to produce statistics about housing availability, understand changes in the age of homes, and measure neighborhood stability.
[- Click Here to Collapse Additional Text](#)

Examples of Federal Uses

- Used to understand the age of the existing housing stock. State and Local governments receiving certain grants are required by law to describe housing needs.
- Used to fund low-income housing assistance in a fair and equitable manner.

Examples of Other Uses


- State and local agencies use these statistics to determine the housing needs of people in the community.
- Advocacy groups use this information to educate the public about health hazards in older housing, such as lead.

Help

- For building → select year original construction was completed, NOT remodeling, additions or conversions
- Boat → select manufactured model year
- Mobile home → select manufactured model year
- If year is not known → provide estimate

Buttons for "Previous" and "Close Help" are visible. The footer of the page includes "Contact Us", "Accessibility", "Privacy", and "Security".

yearbuilt arrow and highlighting



American Community Survey

[Instructions](#)

[FAQs](#)

[Save and Log Out](#)

2 About when was this building first built? [\(Help\)](#)

2020 or later - *Specify year*

→

2010 to 2019

2000 to 2009

1990 to 1999

1980 to 1989

1970 to 1979

1960 to 1969

1950 to 1959

1940 to 1949

1939 or earlier

[← Previous](#)

[Next →](#)

Where You Are

Basic Info

Housing Questions

Person Info


[Contact Us](#)

[Accessibility](#)

[Privacy](#)

[Security](#)

yearbuilt edit message



American Community Survey

[Instructions](#) | [FAQs](#) | [Save and Log Out](#)

1 Please enter a year between 2020 and 2022.

2 About when was this building first built? ([Help](#))

2020 or later - *Specify year*

→

2010 to 2019

2000 to 2009

1990 to 1999

1980 to 1989

1970 to 1979

1960 to 1969

1950 to 1959

1940 to 1949

1939 or earlier

[← Previous](#) [Next ▶](#)

Where You Are

- Basic Info
- Housing Questions
- Person Info

[Contact Us](#) [Accessibility](#) [Privacy](#) [Security](#)

whenmovedin



American Community Survey

Instructions

FAQs

Save and Log Out

3 When did Sample Person move into this house? ([Help](#))

MM

YYYY

← Previous

Next →

Where You Are

Basic Info

Housing Questions

Person Info

Contact Us

Accessibility

Privacy

Security

[Return to Top](#)

[whenmovedin help](#)

The screenshot shows a help modal window titled "Help" with a close button (X) in the top right corner. The modal content is as follows:

Why We Ask?

We ask about when a building was built and when a person moved into that home to produce statistics about housing availability, understand changes in the age of homes, and measure neighborhood stability.

[- Click Here to Collapse Additional Text](#)

Examples of Federal Uses

- Used to understand the age of the existing housing stock. State and Local governments receiving certain grants are required by law to describe housing needs.
- Used to fund low-income housing assistance in a fair and equitable manner.

Examples of Other Uses

- State and local agencies use these statistics to determine the housing needs of people in the community.
- Advocacy groups use this information to educate the public about health hazards in older housing, such as lead.

At the bottom right of the modal is a green button labeled "Close Help".

The background of the screenshot shows the United States Census Bureau logo and the title "Community Survey". The main content area is partially obscured by the modal but shows a question number "3" and the text "When did S...". There are navigation buttons for "Previous" and "Next", and a "Save and Log Out" button. The footer contains links for "Contact Us", "Accessibility", "Privacy", and "Security".

whenmovedin edit message



American Community Survey

Instructions

FAQs

Save and Log Out

i Please provide a month between 01 and 12.
Please enter a year between year house built and 2022.

3 When did Sample Person move into this house? ([Help](#))

MM

YYYY

← Previous

Next →

Where You Are

Basic Info

Housing Questions

Person Info

Contact Us

Accessibility

Privacy

Security

[Return to Top](#)

[acres](#)

American Community Survey

[Instructions](#)[FAQs](#)[Save and Log Out](#)

4 How many acres is this house on? ([Help](#))

- Less than 1 acre
- 1 to 9.9 acres
- 10 or more acres

[← Previous](#)[Next →](#)**Where You Are**[Basic Info](#)[Housing Questions](#)[Person Info](#)[Contact Us](#)[Accessibility](#)[Privacy](#)[Security](#)[Return to Top](#)

[acres help](#)

The screenshot shows the ACS-400C help page for 'acres'. A modal window titled 'Help' is open, displaying the following content:

Why We Ask?
We ask about the acreage and agricultural sales of a property to create statistics about agricultural properties, and to better understand statistics about home value.
[- Click Here to Collapse Additional Text](#)

Examples of Federal Uses

- Used to determine Qualified Census Tracts and Difficult Development Areas for the Low Income Housing Tax Credits (LIHTC) program and to determine state allocations of credit ceilings.
- Used to support agricultural research on the development and improvement of rural home and rural life and maximizing the contribution of agriculture to the welfare of consumers.

Examples of Other Uses

- State and local agencies use these statistics to understand lot sizes, housing density, zoning, and property values.
- Developers may use this information to improve areas with desirable lot sizes.

Help

- Only include land someone in this household owns or rents
- Include adjoining land someone in this household rents for the household's use

[Close Help](#)

The background page shows the 'United States Census Bureau' logo, the title 'Property Survey', and a navigation menu with options like 'Instructions', 'Save and Log Out', 'Where You Are', 'Personal Info', 'Missing Questions', and 'Person Info'. The main content area shows a question '4 How many...' with radio button options: 'Less than...', '1 to 9.9...', and '10 or more...'. A 'Previous' button is visible on the left.



American Community Survey

[Instructions](#)[FAQs](#)[Save and Log Out](#)

5 IN THE PAST 12 MONTHS, what were the actual sales of all agricultural products from this property? ([Help](#))

- None
- \$1 to \$999
- \$1,000 to \$2,499
- \$2,500 to \$4,999
- \$5,000 to \$9,999
- \$10,000 or more

[← Previous](#)[Next →](#)

Where You Are

[Basic Info](#)[Housing Questions](#)[Person Info](#)[Contact Us](#)[Accessibility](#)[Privacy](#)[Security](#)

The screenshot shows a help modal window titled "Help" with a close button (X) in the top right corner. The modal content is as follows:

Why We Ask?

We ask about the acreage and agricultural sales of a property to create statistics about agricultural properties, and to better understand statistics about home value.

[- Click Here to Collapse Additional Text](#)

Examples of Federal Uses

- Used to determine Qualified Census Tracts and Difficult Development Areas for the Low Income Housing Tax Credits (LIHTC) program and to determine state allocations of credit ceilings.
- Used to support agricultural research on the development and improvement of rural home and rural life and maximizing the contribution of agriculture to the welfare of consumers.

Examples of Other Uses

- State and local agencies use these statistics to understand lot sizes, housing density, zoning, and property values.
- Developers may use this information to improve areas with desirable lot sizes.

At the bottom right of the modal is a green button labeled "Close Help".

The background of the page is a survey form for the "United States Census Bureau" with the title "Property Survey". The form includes a "Instructions" tab, a "Save and Log Out" button, and a "Where You Are" section. The main question is "5 IN THE PAST YEAR, HOW MANY ACRES OF THIS PROPERTY WERE USED FOR AGRICULTURE?" with radio button options: "None", "\$1 to \$99", "\$1,000 to \$999", "\$2,500 to \$4,999", "\$5,000 to \$9,999", and "\$10,000 or more". A "Previous" button is visible on the left side of the form. The footer of the page contains links for "Contact Us", "Accessibility", "Privacy", and "Security".

rooms



American Community Survey

[Instructions](#)
[FAQs](#)
[Save and Log Out](#)

6 a. How many separate rooms are in this house? *Rooms must be separated by built-in archways or walls that extend out at least 6 inches and go from floor to ceiling.*

- *INCLUDE bedrooms, kitchens, etc.*
- *EXCLUDE bathrooms, porches, balconies, foyers, halls, or unfinished basements.*

Number of rooms

b. How many of these rooms are bedrooms? *Count as bedrooms those rooms you would list if this house were for sale or rent. If this is an efficiency/studio apartment, enter "0".* [\(Help\)](#)

Number of bedrooms

[← Previous](#)
[Next →](#)
[Where You Are](#)
[Basic Info](#)
[Housing Questions](#)
[Person Info](#)
[Contact Us](#)
[Accessibility](#)
[Privacy](#)
[Security](#)

[rooms help](#)

The screenshot shows a help modal window titled "Help" with a close button (X) in the top right corner. The modal content is as follows:

Why We Ask?

We ask questions about the type of building, units in the structure, and number of rooms and bedrooms to create statistics to help analyze the availability of housing, understand changes in the size and structure of homes, evaluate overcrowding, and plan emergency services.

[- Click Here to Collapse Additional Text](#)

Examples of Federal Uses

- Used to determine demand for senior rental housing.
- Used to calculate emergency allocations of funds for the Low Income Home Energy Assistance Program.

Examples of Other Uses

- State and local agencies use these statistics to determine the housing needs of people in the community.
- Officials use this information to identify home structures in disaster-prone areas during emergency planning and preparation.

Help

Include all rooms intended to be used as bedrooms even if used for other purposes

[Close Help](#)

The background of the screenshot shows the "United States Census Bureau" logo and a "Community Survey" form. The form includes a "6" in a circle, followed by question text: "a. How many bedrooms are there in this house?" and "b. How many bedrooms are there in this house?". There are input fields for "Number of bedrooms" and "Number of bedrooms". A "Previous" button is visible at the bottom left of the form. The top right of the page has "Save and Log Out" and "Where You Are" buttons. The bottom of the page has "Contact Us", "Accessibility", "Privacy", and "Security" links.

facilities



American Community Survey


[Instructions](#)
[FAQs](#)
[Save and Log Out](#)

7 Does this house have —
[\(Help\)](#)

	Yes	No
a. hot and cold running water?	<input type="radio"/>	<input type="radio"/>
b. a bathtub or shower?	<input type="radio"/>	<input type="radio"/>
c. a sink with a faucet?	<input type="radio"/>	<input type="radio"/>
d. a stove or range?	<input type="radio"/>	<input type="radio"/>
e. a refrigerator?	<input type="radio"/>	<input type="radio"/>

[← Previous](#)
[Next →](#)
Where You Are
[Basic Info](#)
[Housing Questions](#)
[Person Info](#)
[Contact Us](#)
[Accessibility](#)
[Privacy](#)
[Security](#)

facilities help



Quality Survey

Instructions

7 Does this have...
[\(Help\)](#)

- a. hot and cold running water
- b. a bathtub or shower
- c. a sink with a faucet
- d. a stove or range
- e. a refrigerator

[Previous](#)

Help ×

Why We Ask?

We ask questions about the presence of hot and cold running water, a bathtub or shower, a sink with a faucet, a stove or range, and a refrigerator to create statistics about indicators of housing quality, and to help identify areas eligible for housing assistance, rehabilitation loans, and other programs that help people access and afford decent, safe, and sanitary housing. Public health officials may also use this information to locate areas in danger of ground water contamination and waterborne diseases.

[- Click Here to Collapse Additional Text](#)

Examples of Federal Uses

- Used to define substandard housing. State and Local governments receiving certain grants are required by law to describe housing needs, including substandard housing (defined as the lack of complete kitchen or bathroom facilities).

Examples of Other Uses

- State and local agencies use these statistics to identify poor quality housing by measuring the lack of facilities.
- Developers and aid groups may use this information to improve areas with substandard housing, while advocacy groups may use this information to educate the public about potential water-related environmental and health hazards.

Help

Hot and cold running water: Even if unit has hot water only part of the time → select "Yes"

Sink with a faucet: If sink is inside the house, apartment or mobile home AND the water can be turned on and off with a faucet → select "Yes"

Stove or range: Portable cooking equipment, including microwaves, hot plates, or camp stoves, is NOT considered a stove or range

Close Help

[Save and Log Out](#)

[Where You Are](#)

[Personal Info](#)

[Missing Questions](#)

[Person Info](#)

[Contact Us](#)

[Privacy](#) [Security](#)

telephone



American Community Survey

[Instructions](#)[FAQs](#)[Save and Log Out](#)

8 Can you or any member of this household both make and receive phone calls when at this house? *Include calls using cell phones, land lines, or other phone devices.* [\(Help\)](#)

- Yes
 No

[← Previous](#)[Next →](#)

Where You Are

[Basic Info](#)[Housing Questions](#)[Person Info](#)[Contact Us](#)[Accessibility](#)[Privacy](#)[Security](#)[Return to Top](#)

telephone help

United States[®]
Census
Bureau

Instructions

8 Can you or anyone in this household use a telephone?

Yes

No

← Previous

Quality Survey

Save and Log Out

Where You Are

Basic Info

Missing Questions

Person Info

Help

Why We Ask?

We ask questions about telephone service because federal and local governments need this information to assess the level of need among elderly, low-income, and handicapped households. These measure the extent of universal access to telephone service including 911 services.

Help

If:	Then select:
<ul style="list-style-type: none"> A telephone/land line in working order, AND Someone in this house, apartment, or mobile home can both make AND receive calls 	Yes
<ul style="list-style-type: none"> Someone in this house, apartment, or mobile home has a cell phone, smartphone, or any other type of phone that can both make AND receive calls 	Yes
<ul style="list-style-type: none"> Service disconnected to all such devices 	No

Close Help

Contact Us

Accessibility Privacy Security

compuse



American Community Survey

[Instructions](#)
[FAQs](#)
[Save and Log Out](#)

- 9** At this house, do you or any member of this household own or use any of the following types of computers? ([Help](#))

	Yes	No
a. Desktop or laptop	<input type="radio"/>	<input type="radio"/>
b. Smartphone	<input type="radio"/>	<input type="radio"/>
c. Tablet or other portable wireless computer	<input type="radio"/>	<input type="radio"/>
d. Some other type of computer — <i>Specify</i>	<input type="radio"/>	<input type="radio"/>
<input type="text"/>		

[← Previous](#)
[Next →](#)
Where You Are
[Basic Info](#)
[Housing Questions](#)
[Person Info](#)
[Contact Us](#)
[Accessibility](#)
[Privacy](#)
[Security](#)
[Return to Top](#)

compose help

United States[®]
Census
Bureau

Instructions

9 At this hour
types of co

a. Desktop

b. Smartp

c. Tablet o

d. Some o

→

← Previous

Contact Us

Help ×

Why We Ask?

We ask about computer ownership, Internet access, and Internet connection types to measure the nationwide development of broadband networks and to inform those working to decrease barriers to broadband access.

[- Click Here to Collapse Additional Text](#)

Examples of Federal Uses

- Used to evaluate national broadband access and adoption rates, with specific focus on underserved areas.
- Before distributing important public health or safety information, agencies can make informed decisions about digital outreach methods.

Examples of Other Uses

- State and local agencies can evaluate broadband access in both urban and rural communities.
- Local governments, non-profit organizations, and businesses can maximize the potential of computers and the internet by better understanding the digital characteristics of their communities.

Help

- **Do NOT** include devices such as:
 - Portable book readers
 - Internet movie players
 - Portable gaming devices
 - Other devices with limited computing capabilities

If:	Then select:
The household has a device provided to them (temporarily or permanently) by an employer or school	Yes, to all the answers that apply: <ul style="list-style-type: none"> • Desktop or laptop • Smartphone • Tablet or other portable wireless computer • Some other type of computer

Close Help

ity Survey

Save and Log Out

Where You Are


ic Info

ising Questions

son Info

Privacy Security

compose arrow and highlighting



American Community Survey

[Instructions](#) | [FAQs](#) | [Save and Log Out](#)

9 At this house, do you or any member of this household own or use any of the following types of computers? ([Help](#))

	Yes	No
a. Desktop or laptop	<input type="radio"/>	<input type="radio"/>
b. Smartphone	<input type="radio"/>	<input type="radio"/>
c. Tablet or other portable wireless computer	<input type="radio"/>	<input type="radio"/>
d. Some other type of computer — <i>Specify</i>	<input checked="" type="radio"/>	<input type="radio"/>

→

[← Previous](#) [Next →](#)

Where You Are

- Basic Info
- Housing Questions**
- Person Info

[Contact Us](#) [Accessibility](#) [Privacy](#) [Security](#)

netaccess



American Community Survey

[Instructions](#)
[FAQs](#)
[Save and Log Out](#)

10 At this house, do you or any member of this household have access to the Internet?

[\(Help\)](#)

- Yes, by paying a cell phone company or Internet service provider
- Yes, without paying a cell phone company or Internet service provider
- No access to the internet at this house

◀ Previous

Next ▶

Where You Are

Basic Info

Housing Questions

Person Info

[Contact Us](#)

[Accessibility](#)

[Privacy](#)

[Security](#)

[Return to Top](#)

netaccess help

Help



Why We Ask?

We ask about computer ownership, Internet access, and Internet connection types to measure the nationwide development of broadband networks and to inform those working to decrease barriers to broadband access.

[- Click Here to Collapse Additional Text](#)

Examples of Federal Uses

- Used to evaluate national broadband access and adoption rates, with specific focus on underserved areas.
- Before distributing important public health or safety information, agencies can make informed decisions about digital outreach methods.

Examples of Other Uses

- State and local agencies can evaluate broadband access in both urban and rural communities.
- Local governments, non-profit organizations, and businesses can maximize the potential of computers and the internet by better understanding the digital characteristics of their communities.

Help

If:	Then select:
Access to Internet includes: <ul style="list-style-type: none"> Any service that any member of the household obtains directly through a contract agreement with an Internet service provider, OR Through payments to a landlord, the government, or someone else 	Yes, by paying a cell phone company or Internet service provider. If this service is currently not available due to non-payment or being out of contract, do not select this choice.

Help

If:	Then select:
Access to Internet includes: <ul style="list-style-type: none"> Any service that any member of the household obtains directly through a contract agreement with an Internet service provider, OR Through payments to a landlord, the government, or someone else 	Yes, by paying a cell phone company or Internet service provider. If this service is currently not available due to non-payment or being out of contract, do not select this choice.
Access to the Internet does NOT require: <ul style="list-style-type: none"> An account, OR A contract agreement 	Yes, without paying a cell phone company or Internet service provider. This includes connections offered freely through a city, town, or institution.
The household is reimbursed for some or all of the expense of an internet connection by an employer or school.	Yes, by paying a cell phone company or Internet service provider.
The household has an internet connection, a modem, or an internet "hotspot" provided to them (temporarily or permanently) by an employer or school and the household pays part of the expense.	Yes, by paying a cell phone company or Internet service provider.
The household has an internet connection, a modem, or an internet "hotspot" provided to them (temporarily or permanently) by an employer or school and the household pays no expense and does not pay for any other internet service or cell phone data plan.	Yes, without paying a cell phone company or Internet service provider.

Close Help

netsub



American Community Survey

[Instructions](#)
[FAQs](#)
[Save and Log Out](#)

11 Do you or any member of this household have access to the Internet using a —
[\(Help\)](#)


	Yes	No
a. Cellular data plan for a smartphone or other mobile device?	<input type="radio"/>	<input type="radio"/>
b. Broadband (high speed) Internet service, such as cable, fiber optic, or DSL service installed in this house?	<input type="radio"/>	<input type="radio"/>
c. Satellite Internet service installed in this house?	<input type="radio"/>	<input type="radio"/>
d. Dial-up Internet service installed in this house?	<input type="radio"/>	<input type="radio"/>
e. Some other service? <i>Specify service</i>	<input type="radio"/>	<input type="radio"/>
<input type="text"/>		

[← Previous](#)
[Next →](#)

Where You Are

[Basic Info](#)
[Housing Questions](#)
[Person Info](#)
[Contact Us](#)
[Accessibility](#)
[Privacy](#)
[Security](#)
[Return to Top](#)

netsub help



United States
Census
Bureau

Quality Survey

Save and Log Out

Where You Are

Public Info

Raising Questions

Person Info

Instructions

11 Do you own or use a computer at home?
([Help](#))

a. Cellular data plan for a smartphone or other mobile device

b. Broadband (high speed) Internet service such as cable, fiber optic, or DSL service installed in this household

c. Satellite Internet service installed in this household

d. Dial-up Internet service installed in this household

e. Some other type of Internet service installed in this household

[← Previous](#)

Contact Us

Help
×

Why We Ask?

We ask about computer ownership, Internet access, and Internet connection types to measure the nationwide development of broadband networks and to inform those working to decrease barriers to broadband access.

[- Click Here to Collapse Additional Text](#)

Examples of Federal Uses

- Used to evaluate national broadband access and adoption rates, with specific focus on underserved areas.
- Before distributing important public health or safety information, agencies can make informed decisions about digital outreach methods.

Examples of Other Uses

- State and local agencies can evaluate broadband access in both urban and rural communities.
- Local governments, non-profit organizations, and businesses can maximize the potential of computers and the internet by better understanding the digital characteristics of their communities.

Help

Category:	Definition:
Cellular data plan for a smartphone or other mobile device	<ul style="list-style-type: none"> regular or prepaid contract with a mobile phone service provider includes access to Internet services such as e-mail, web access, social networks, or streaming audio or video.
Broadband (high speed) Internet service such as cable, fiber optic, or DSL service installed in this household	<ul style="list-style-type: none"> usually involves a modem which provides a wired connection or wireless signal within the house, apartment or mobile home.
Satellite Internet service installed in this household	<ul style="list-style-type: none"> usually involves a modem which provides a wired connection or wireless signal within the house, apartment or mobile home broadband signal comes through a satellite dish
Dial-up Internet service installed in this household	<ul style="list-style-type: none"> type of Internet service that uses a regular telephone line to connect to the Internet.

[Close Help](#)

netsub arrow and highlighting



American Community Survey

[Instructions](#)
[FAQs](#)
[Save and Log Out](#)

11 Do you or any member of this household have access to the Internet using a —
[\(Help\)](#)

	Yes	No
a. Cellular data plan for a smartphone or other mobile device?	<input type="radio"/>	<input type="radio"/>
b. Broadband (high speed) Internet service, such as cable, fiber optic, or DSL service installed in this house?	<input type="radio"/>	<input type="radio"/>
c. Satellite Internet service installed in this house?	<input type="radio"/>	<input type="radio"/>
d. Dial-up Internet service installed in this house?	<input type="radio"/>	<input type="radio"/>
e. Some other service? <i>Specify service</i>	<input checked="" type="radio"/>	<input type="radio"/>
→ <input type="text"/>		

[← Previous](#)
[Next →](#)

Where You Are

[Basic Info](#)
[Housing Questions](#)
[Person Info](#)
[Contact Us](#)
[Accessibility](#)
[Privacy](#)
[Security](#)
[Return to Top](#)

vehicles



American Community Survey

[Instructions](#)[FAQs](#)[Save and Log Out](#)

12 How many automobiles, vans, and trucks of one-ton capacity or less are kept at home for use by members of this household? ([Help](#))

- None
- 1
- 2
- 3
- 4
- 5
- 6 or more

[← Previous](#)[Next →](#)

Where You Are

[Basic Info](#)[Housing Questions](#)[Person Info](#)[Contact Us](#)[Accessibility](#)[Privacy](#)[Security](#)[Return to Top](#)

Help

**Why We Ask?**

We ask about the vehicles available to people to produce statistics about vehicle access. These statistics, along with the place of work and journey to work questions, provide information about commuting, road congestion, and access to transportation in emergencies.

[- Click Here to Collapse Additional Text](#)

Examples of Federal Uses

- Used in mass transportation and metropolitan planning to ensure compliance with the Clean Air Act.
- Used to summarize the conditions and performance of the nation's highways, bridges, and transit.

Examples of Other Uses

- State and local agencies use these statistics to estimate clearance times for regional evacuations.
- Local transportation planners use these statistics to determine which types of transportation people are dependent on; i.e. do people bike or take public transportation by choice?

Help

If:	Then:
Company cars, vans or SUVs -- such as police cars or taxicabs <ul style="list-style-type: none"> • Regularly kept at home AND • Used by household for nonbusiness purposes 	Include in count
Company trucks one-ton (2,000 pounds) capacity or less <ul style="list-style-type: none"> • Regularly kept at home AND • Used by household for nonbusiness purposes 	Include in count
Cars or trucks permanently out of working order	Do NOT include in count
Motorcycles	Do NOT include in count
Recreational vehicles	Do NOT include in count

Close Help

heatingfuel



American Community Survey


[Instructions](#)
[FAQs](#)
[Save and Log Out](#)
Where You Are
[Basic Info](#)
[Housing Questions](#)
[Person Info](#)

13 Which FUEL is used MOST for heating this house? ([Help](#))

- Gas: Natural gas from underground pipes serving the neighborhood
- Gas: Bottled or tank (propane, butane, etc.)
- Electricity
- Fuel oil, kerosene, etc.
- Coal or coke
- Wood
- Solar energy
- Other fuel
- No fuel used

[← Previous](#)
[Next →](#)
[Contact Us](#)
[Accessibility](#)
[Privacy](#)
[Security](#)
[Return to Top](#)

heatingfuel help



Instructions

13 Which FUEL...

- Gas: from...
- Gas: bot...
- Electricit...
- Fuel oil, ...
- Coal or c...
- Wood
- Solar en...
- Other fue...
- No fuel u...

[← Previous](#)

[Contact Us](#)

Community Survey

[Save and Log Out](#)

[Where You Are](#)

[ic Info](#)

[ising Questions](#)

[son Info](#)

[Privacy](#) [Security](#)

Help ×

Why We Ask?

We ask about home heating fuel to create statistics about home energy use. These statistics help to understand community air quality and energy needs, forecast future energy demand, analyze the fuels available to community residents, and plan and fund programs that help low-income residents afford to heat their homes.

[- Click Here to Collapse Additional Text](#)

Examples of Federal Uses

- Used in the Low Income Home Energy Assistance Program (LIHEAP) to determine income-eligible households by heating fuel type.
- Used to research and report on the relationships among different development patterns (including housing and travel information) and public health and pollution.

Examples of Other Uses

- State and local agencies use this information to estimate energy consumption, improve energy efficiency in their communities, decrease air pollution, and develop affordable housing.
- Nonprofits use this information to encourage policies that decrease air pollution.

Help

Category:	Definition/examples:
Solar energy	A system that collects, stores, and distributes heat from sun
Other fuel	Include fuel not listed separately, such as: <ul style="list-style-type: none"> Purchased steam Fuel briquettes Waste material

Close Help



American Community Survey

[Instructions](#)[FAQs](#)[Save and Log Out](#)

14 a. Does anyone in this household pay for electricity? *Select "Yes" if electricity and gas are billed together.* [\(Help\)](#)


- Yes
 No

[← Previous](#)[Next →](#)

Where You Are

[Basic Info](#)[Housing Questions](#)[Person Info](#)[Contact Us](#)[Accessibility](#)[Privacy](#)[Security](#)

[elecpay help](#)



**United States[®]
Census
Bureau**

Quality Survey

[Save and Log Out](#)

[Where You Are](#)

[Public Info](#)

[Missing Questions](#)

[Person Info](#)

Instructions

14 a. Does any electricity at this address billed together with other utilities?

Yes

No

[← Previous](#)

Help ×

Why We Ask?

We ask about the use and cost of common utilities, any applicable condominium fees, taxes, utilities, mortgages and home loans as part of the cost of homeownership. When combined with income, selected monthly owner costs help federal planners measure housing affordability and excessive shelter costs.

[- Click Here to Collapse Additional Text](#)

Examples of Federal Uses

- Used to describe the housing cost burden. State and Local governments receiving certain grants are required by law to use this information.
- Used in many programs that seek to assess poverty, and determine eligibility for housing assistance programs, including the need for housing assistance for elderly, low-income households.

Examples of Other Uses

- States and local agencies use this information to estimate residential costs of energy consumption, improve energy efficiency in their communities, and develop affordable housing.
- Researchers use these statistics to investigate the costs of replacing conventional home heating fuels (including electricity) with renewable energy alternatives.

Help

If:	Then select:
Someone at this address pays for electricity in addition to rent	Yes
Someone at this address pays for electricity in addition to condo fees	Yes
Electricity included in rent or condo fees	No

Close Help

[Contact Us](#)

[Privacy](#) [Security](#)



American Community Survey

[Instructions](#)
[FAQs](#)
[Save and Log Out](#)

14 a. Does anyone in this household pay for electricity? *Select "Yes" if electricity and gas are billed together.* [\(Help\)](#)

 Yes

 No

➔ **LAST MONTH**, what was the cost of electricity for this house? *If electricity and gas are billed together, enter the combined amount here.* [\(Help\)](#)

Last month's cost — Dollars

\$	Amount	.00
----	--------	-----

[← Previous](#)
[Next →](#)
Where You Are
[Basic Info](#)
[Housing Questions](#)
[Person Info](#)
[Contact Us](#)
[Accessibility](#)
[Privacy](#)
[Security](#)

The screenshot shows a help modal window titled "Help" with a close button (X) in the top right corner. The modal is overlaid on a survey page from the United States Census Bureau. The background page shows a question about electricity costs, with a "Previous" button and a "Close Help" button at the bottom right of the modal.

United States Census Bureau

Why We Ask?

We ask about the use and cost of common utilities, any applicable condominium fees, taxes, utilities, mortgages and home loans as part of the cost of homeownership. When combined with income, selected monthly owner costs help federal planners measure housing affordability and excessive shelter costs.

[- Click Here to Collapse Additional Text](#)

Examples of Federal Uses

- Used to describe the housing cost burden. State and Local governments receiving certain grants are required by law to use this information.
- Used in many programs that seek to assess poverty, and determine eligibility for housing assistance programs, including the need for housing assistance for elderly, low-income households.

Examples of Other Uses

- States and local agencies use this information to estimate residential costs of energy consumption, improve energy efficiency in their communities, and develop affordable housing.
- Researchers use these statistics to investigate the costs of replacing conventional home heating fuels (including electricity) with renewable energy alternatives.

Help

- If you don't know the electricity costs → estimate
- Report amount even if bill is unpaid or paid by someone else
- If bill includes another apartment or business → estimate amount for this house or apartment only

Close Help



American Community Survey

[Instructions](#)
[FAQs](#)
[Save and Log Out](#)

14 a. Does anyone in this household pay for electricity? *Select "Yes" if electricity and gas are billed together.* [\(Help\)](#)

- Yes
 No

➔ Are the electricity costs included in the rent or condominium fee or is there no charge for electricity? [\(Help\)](#)

- Included in rent or condominium fee
 No charge for electricity

[← Previous](#)
[Next →](#)
Where You Are
[Basic Info](#)
[Housing Questions](#)
[Person Info](#)
[Contact Us](#)
[Accessibility](#)
[Privacy](#)
[Security](#)
[Return to Top](#)

[elecinc help](#)

United States[®] Census Bureau

Help [Close]

Why We Ask?

We ask about the use and cost of common utilities, any applicable condominium fees, taxes, utilities, mortgages and home loans as part of the cost of homeownership. When combined with income, selected monthly owner costs help federal planners measure housing affordability and excessive shelter costs.

[- Click Here to Collapse Additional Text](#)

Examples of Federal Uses

- Used to describe the housing cost burden. State and Local governments receiving certain grants are required by law to use this information.
- Used in many programs that seek to assess poverty, and determine eligibility for housing assistance programs, including the need for housing assistance for elderly, low-income households.

Examples of Other Uses

- States and local agencies use this information to estimate residential costs of energy consumption, improve energy efficiency in their communities, and develop affordable housing.
- Researchers use these statistics to investigate the costs of replacing conventional home heating fuels (including electricity) with renewable energy alternatives.

Close Help

United States Census Bureau

Instructions

14 a. Does any electricity for the home or apartment billed together with the mortgage?

Yes

No

→ Are the electricity and gas bills for the home or apartment included in the mortgage?

Included

No charge

[← Previous](#)

[Save and Log Out](#)

[Where You Are](#)

[Basic Info](#)

[Missing Questions](#)

[Person Info](#)

[Contact Us](#) [Accessibility](#) [Privacy](#) [Security](#)

gasuse



American Community Survey

Instructions

FAQs

Save and Log Out

14 b. Does this household use gas? ([Help](#))

- Yes
- No

◀ Previous

Next ▶

Where You Are

Basic Info

Housing Questions

Person Info

Contact Us

Accessibility

Privacy

Security

[Return to Top](#)

[gasuse help](#)

The screenshot shows a help modal window titled "Help" with a close button (X) in the top right corner. The modal content is as follows:

Why We Ask?

We ask about the use and cost of common utilities, any applicable condominium fees, taxes, utilities, mortgages and home loans as part of the cost of homeownership. When combined with income, selected monthly owner costs help federal planners measure housing affordability and excessive shelter costs.

[- Click Here to Collapse Additional Text](#)

Examples of Federal Uses

- Used to describe the housing cost burden. State and Local governments receiving certain grants are required by law to use this information.
- Used in many programs that seek to assess poverty, and determine eligibility for housing assistance programs, including the need for housing assistance for elderly, low-income households.

Examples of Other Uses

- States and local agencies use this information to estimate residential costs of energy consumption, improve energy efficiency in their communities, and develop affordable housing.
- Researchers use these statistics to investigate the costs of replacing conventional home heating fuels (including electricity) with renewable energy alternatives.

At the bottom right of the modal is a green button labeled "Close Help".

In the background, the United States Census Bureau logo is visible in the top left. The page title "Quality Survey" is partially visible in the top right. A navigation menu on the right includes "Save and Log Out", "Where You Are", "ic Info", "ising Questions", and "son Info". On the left, a question is partially visible: "14 b. Does thi" with radio buttons for "Yes" and "No", and a "Previous" button below it. The footer contains "Contact Us", "Accessibility", "Privacy", and "Security".

[gaspay](#)

American Community Survey


[Instructions](#)[FAQs](#)[Save and Log Out](#)

14 b. Does anyone in this household pay for gas? *Select "No" if gas and electricity are billed together and you included the gas payment in the electricity question.* ([Help](#))

- Yes
 No

[← Previous](#)[Next →](#)[Where You Are](#)[Basic Info](#)[Housing Questions](#)[Person Info](#)[Contact Us](#)[Accessibility](#)[Privacy](#)[Security](#)[Return to Top](#)

gaspay help



United States[®]
Census
Bureau

Quality Survey

Instructions

14 b. Does any
together and

Yes
 No

[← Previous](#)

Help ×

Why We Ask?

We ask about the use and cost of common utilities, any applicable condominium fees, taxes, utilities, mortgages and home loans as part of the cost of homeownership. When combined with income, selected monthly owner costs help federal planners measure housing affordability and excessive shelter costs.

[- Click Here to Collapse Additional Text](#)

Examples of Federal Uses

- Used to describe the housing cost burden. State and Local governments receiving certain grants are required by law to use this information.
- Used in many programs that seek to assess poverty, and determine eligibility for housing assistance programs, including the need for housing assistance for elderly, low-income households.

Examples of Other Uses

- States and local agencies use this information to estimate residential costs of energy consumption, improve energy efficiency in their communities, and develop affordable housing.
- Researchers use these statistics to investigate the costs of replacing conventional home heating fuels (including electricity) with renewable energy alternatives.

Help

If:	Then select:
Someone at this address pays for gas in addition to rent	Yes
Someone at this address pays for gas in addition to condo fees	Yes
Gas included in rent or condo fees	No

Close Help

[Save and Log Out](#)

[Where You Are](#)

[ic Info](#)

[ising Questions](#)

[son Info](#)

[Contact Us](#)

[Privacy](#) [Security](#)

gasamt



American Community Survey

[Instructions](#)
[FAQs](#)
[Save and Log Out](#)

14 b. Does anyone in this household pay for gas? Select "No" if gas and electricity are billed together and you included the gas payment in the electricity question. ([Help](#))

 Yes

 No

➔ LAST MONTH, what was the cost of gas for this house? ([Help](#))

Last Month's Cost — Dollars

\$.00

[← Previous](#)
[Next →](#)
Where You Are
[Basic Info](#)
[Housing Questions](#)
[Person Info](#)
[Contact Us](#)
[Accessibility](#)
[Privacy](#)
[Security](#)

gasamt help

United States[®] Census Bureau

Help ×

Why We Ask?

We ask about the use and cost of common utilities, any applicable condominium fees, taxes, utilities, mortgages and home loans as part of the cost of homeownership. When combined with income, selected monthly owner costs help federal planners measure housing affordability and excessive shelter costs.

[- Click Here to Collapse Additional Text](#)

Examples of Federal Uses

- Used to describe the housing cost burden. State and Local governments receiving certain grants are required by law to use this information.
- Used in many programs that seek to assess poverty, and determine eligibility for housing assistance programs, including the need for housing assistance for elderly, low-income households.

Examples of Other Uses

- States and local agencies use this information to estimate residential costs of energy consumption, improve energy efficiency in their communities, and develop affordable housing.
- Researchers use these statistics to investigate the costs of replacing conventional home heating fuels (including electricity) with renewable energy alternatives.

Help

- If you don't know the gas costs → estimate
- Report amount even if bill is unpaid or paid by someone else
- If bill includes another apartment or business → estimate amount for this house or apartment only

Close Help

City Survey

Save and Log Out

Where You Are

ic Info

osing Questions

son Info

Instructions

14 b. Does any
together and

Yes

No

→ **LAST MON**

Last Month's

\$ Amo

← Previous

Contact Us

Privacy **Security**

gasinc



American Community Survey

[Instructions](#)
[FAQs](#)
[Save and Log Out](#)

14 b. Does anyone in this household pay for gas? *Select "No" if gas and electricity are billed together and you included the gas payment in the electricity question.* ([Help](#))

- Yes
 No

→ Are the gas costs included in the rent or condominium fee, or included in the electricity payment, or is there no charge for gas? ([Help](#))

- Included in rent or condominium fee
 Included with electricity payment
 No charge for gas

[← Previous](#)
[Next →](#)
Where You Are
[Basic Info](#)
[Housing Questions](#)
[Person Info](#)
[Contact Us](#)
[Accessibility](#)
[Privacy](#)
[Security](#)
[Return to Top](#)

[gasinc help](#)

The screenshot shows a help modal window titled "Help" with a close button (X) in the top right corner. The modal content is as follows:

Why We Ask?

We ask about the use and cost of common utilities, any applicable condominium fees, taxes, utilities, mortgages and home loans as part of the cost of homeownership. When combined with income, selected monthly owner costs help federal planners measure housing affordability and excessive shelter costs.

[- Click Here to Collapse Additional Text](#)

Examples of Federal Uses

- Used to describe the housing cost burden. State and Local governments receiving certain grants are required by law to use this information.
- Used in many programs that seek to assess poverty, and determine eligibility for housing assistance programs, including the need for housing assistance for elderly, low-income households.

Examples of Other Uses

- States and local agencies use this information to estimate residential costs of energy consumption, improve energy efficiency in their communities, and develop affordable housing.
- Researchers use these statistics to investigate the costs of replacing conventional home heating fuels (including electricity) with renewable energy alternatives.

At the bottom right of the modal is a green button labeled "Close Help".

The background of the page shows the "United States Census Bureau" logo and a survey question: "14 b. Does any... together and...". The question has two radio button options: "Yes" and "No", with "No" selected. Below the question is a "Previous" button with a left arrow. On the right side of the page, there are links for "Save and Log Out", "Where You Are", "ic Info", "ising Questions", and "son Info". At the bottom of the page, there are links for "Contact Us", "Accessibility", "Privacy", and "Security".

[waterpay](#)

American Community Survey

[Instructions](#)[FAQs](#)[Save and Log Out](#)

14 c. Does anyone in this household pay for water and sewer? ([Help](#))


- Yes
- No

[← Previous](#)[Next →](#)

Where You Are

[Basic Info](#)[Housing Questions](#)[Person Info](#)[Contact Us](#)[Accessibility](#)[Privacy](#)[Security](#)[Return to Top](#)

waterpay help



United States[®]
Census
Bureau

Quality Survey

Instructions

14 c. Does any

Yes

No

[← Previous](#)

Help ×

Why We Ask?

We ask about the use and cost of common utilities, any applicable condominium fees, taxes, utilities, mortgages and home loans as part of the cost of homeownership. When combined with income, selected monthly owner costs help federal planners measure housing affordability and excessive shelter costs.

[- Click Here to Collapse Additional Text](#)

Examples of Federal Uses

- Used to describe the housing cost burden. State and Local governments receiving certain grants are required by law to use this information.
- Used in many programs that seek to assess poverty, and determine eligibility for housing assistance programs, including the need for housing assistance for elderly, low-income households.

Examples of Other Uses

- States and local agencies use this information to estimate residential costs of energy consumption, improve energy efficiency in their communities, and develop affordable housing.
- Researchers use these statistics to investigate the costs of replacing conventional home heating fuels (including electricity) with renewable energy alternatives.

Help

If:	Then select:
Someone at this address pays for water and sewer in addition to rent	Yes
Someone at this address pays for water and sewer in addition to condo fees	Yes
Water and sewer included in rent or condo fees	No

Close Help

[Save and Log Out](#)

[Where You Are](#)

[ic Info](#)

[ising Questions](#)

[son Info](#)

[Contact Us](#)

[Privacy](#) [Security](#)

wateramt



American Community Survey

[Instructions](#)
[FAQs](#)
[Save and Log Out](#)

14 c. Does anyone in this household pay for water and sewer? ([Help](#))

- Yes
 No

IN THE PAST 12 MONTHS, what was the cost of water and sewer for this house? *If you have lived there less than 12 months, estimate the cost.* ([Help](#))

Past 12 months' cost — Dollars

\$	Amount	.00
----	--------	-----

[← Previous](#)
[Next →](#)

Where You Are

[Basic Info](#)
[Housing Questions](#)
[Person Info](#)
[Contact Us](#)
[Accessibility](#)
[Privacy](#)
[Security](#)
[Return to Top](#)

wateramt help

The screenshot shows a help modal window titled "Help" with a close button (x) in the top right corner. The modal content is as follows:

Why We Ask?

We ask about the use and cost of common utilities, any applicable condominium fees, taxes, utilities, mortgages and home loans as part of the cost of homeownership. When combined with income, selected monthly owner costs help federal planners measure housing affordability and excessive shelter costs.

[- Click Here to Collapse Additional Text](#)

Examples of Federal Uses

- Used to describe the housing cost burden. State and Local governments receiving certain grants are required by law to use this information.
- Used in many programs that seek to assess poverty, and determine eligibility for housing assistance programs, including the need for housing assistance for elderly, low-income households.

Examples of Other Uses

- States and local agencies use this information to estimate residential costs of energy consumption, improve energy efficiency in their communities, and develop affordable housing.
- Researchers use these statistics to investigate the costs of replacing conventional home heating fuels (including electricity) with renewable energy alternatives.

Help

- If everyone has lived there less than 1 year → estimate cost for PAST 12 months
- If you don't know water and sewer costs → estimate
- Report amount even if bill is unpaid or paid by someone else
- If bill includes another apartment or business → estimate amount for this house or apartment only

At the bottom right of the modal is a "Close Help" button.

The background shows a survey question: "14 c. Does any...". The question is partially obscured by the modal. Below the question, there are radio buttons for "Yes" and "No". Below that, there is a section titled "IN THE PAST 12 MONTHS, HAVE YOU...". There is a dropdown menu for "Past 12 months" and a text input field for "Amount" with a dollar sign icon. A "Previous" button is visible on the left side of the survey.

waterinc



American Community Survey

[Instructions](#)
[FAQs](#)
[Save and Log Out](#)

14 c. Does anyone in this household pay for water and sewer? ([Help](#))

- Yes
 No

→ Are the water and sewer costs included in the rent or condominium fee or is there no charge for water and sewer? ([Help](#))

- Included in rent or condominium fee
 No charge for water and sewer

[← Previous](#)
[Next →](#)
Where You Are
[Basic Info](#)
[Housing Questions](#)
[Person Info](#)
[Contact Us](#)
[Accessibility](#)
[Privacy](#)
[Security](#)
[Return to Top](#)

[waterinc help](#)

The screenshot shows a help modal window titled "Help" with a close button (X) in the top right corner. The modal content is as follows:

Why We Ask?

We ask about the use and cost of common utilities, any applicable condominium fees, taxes, utilities, mortgages and home loans as part of the cost of homeownership. When combined with income, selected monthly owner costs help federal planners measure housing affordability and excessive shelter costs.

[- Click Here to Collapse Additional Text](#)

Examples of Federal Uses

- Used to describe the housing cost burden. State and Local governments receiving certain grants are required by law to use this information.
- Used in many programs that seek to assess poverty, and determine eligibility for housing assistance programs, including the need for housing assistance for elderly, low-income households.

Examples of Other Uses

- States and local agencies use this information to estimate residential costs of energy consumption, improve energy efficiency in their communities, and develop affordable housing.
- Researchers use these statistics to investigate the costs of replacing conventional home heating fuels (including electricity) with renewable energy alternatives.

At the bottom right of the modal is a green button labeled "Close Help".

The background shows the United States Census Bureau logo and a survey question: "14 c. Does any...". The question has two radio button options: "Yes" and "No", with "No" selected. Below the question is a "Previous" button. On the right side of the background, there are navigation links: "Save and Log Out", "Where You Are", "ic Info", "ising Questions", and "son Info". At the bottom of the page, there are links for "Contact Us", "Accessibility", "Privacy", and "Security".

ofueluse



American Community Survey

Instructions

FAQs

Save and Log Out

14 d. Does this household use other fuels like oil, coal, kerosene, wood, or any other fuel?

[\(Help\)](#)

Yes

No

[← Previous](#)

[Next →](#)

Where You Are

Basic Info

Housing Questions

Person Info

Contact Us

Accessibility

Privacy

Security

[Return to Top](#)

[ofueluse help](#)

United States[®] Census Bureau

Instructions

14 d. Does this utility use...
([Help](#))
 Yes
 No

← Previous

Save and Log Out
Where You Are
ic Info
ising Questions
son Info

Help

Why We Ask?

We ask about the use and cost of common utilities, any applicable condominium fees, taxes, utilities, mortgages and home loans as part of the cost of homeownership. When combined with income, selected monthly owner costs help federal planners measure housing affordability and excessive shelter costs.

- [Click Here to Collapse Additional Text](#)

Examples of Federal Uses

- Used to describe the housing cost burden. State and Local governments receiving certain grants are required by law to use this information.
- Used in many programs that seek to assess poverty, and determine eligibility for housing assistance programs, including the need for housing assistance for elderly, low-income households.

Examples of Other Uses

- States and local agencies use this information to estimate residential costs of energy consumption, improve energy efficiency in their communities, and develop affordable housing.
- Researchers use these statistics to investigate the costs of replacing conventional home heating fuels (including electricity) with renewable energy alternatives.

[Close Help](#)

Contact Us Accessibility Privacy Security



American Community Survey

Instructions

FAQs

Save and Log Out

14 d. Does this household use other fuels like oil, coal, kerosene, wood, or any other fuel?

[\(Help\)](#)

Yes

No

[← Previous](#)

[Next →](#)

Where You Are

Basic Info

Housing Questions

Person Info


Contact Us

Accessibility

Privacy

Security

ofuelpay help



United States[®]
Census
Bureau

ity Survey

Instructions

14 d. Does any
any other f

Yes
 No

[← Previous](#)

[Save and Log Out](#)

[Where You Are](#)

[ic Info](#)

[ising Questions](#)

[son Info](#)

Help
×

Why We Ask?

We ask about the use and cost of common utilities, any applicable condominium fees, taxes, utilities, mortgages and home loans as part of the cost of homeownership. When combined with income, selected monthly owner costs help federal planners measure housing affordability and excessive shelter costs.

[- Click Here to Collapse Additional Text](#)

Examples of Federal Uses

- Used to describe the housing cost burden. State and Local governments receiving certain grants are required by law to use this information.
- Used in many programs that seek to assess poverty, and determine eligibility for housing assistance programs, including the need for housing assistance for elderly, low-income households.

Examples of Other Uses

- States and local agencies use this information to estimate residential costs of energy consumption, improve energy efficiency in their communities, and develop affordable housing.
- Researchers use these statistics to investigate the costs of replacing conventional home heating fuels (including electricity) with renewable energy alternatives.

Help

If:	Then select:
Someone at this address pays for other fuels in addition to rent	Yes
Someone at this address pays for other fuels in addition to condo fees	Yes
Other fuels included in rent or condo fees	No

[Close Help](#)

Contact Us

[Privacy](#) [Security](#)

ofuelamt



American Community Survey

[Instructions](#)
[FAQs](#)
[Save and Log Out](#)

14 d. Does anyone in this household pay for other fuels like oil, coal, kerosene, wood, or any other fuel? ([Help](#))

 Yes

 No

➔ IN THE PAST 12 MONTHS, what was the cost of other fuels like oil, coal, kerosene, wood, or any other fuel for this house? *If you have lived there less than 12 months, estimate the cost.* ([Help](#))

Past 12 months' cost — Dollars

\$.00

[← Previous](#)
[Next →](#)
Where You Are
[Basic Info](#)
[Housing Questions](#)
[Person Info](#)
[Contact Us](#)
[Accessibility](#)
[Privacy](#)
[Security](#)
[Return to Top](#)

ofuelamt help

United States[®]
Census
Bureau

Instructions

14 d. Does any
any other f

Yes
 No

IN THE PAS
wood, or a
estimate the

Past 12 mo

\$ Am

← Previous

Contact Us

Help

×

Why We Ask?

We ask about the use and cost of common utilities, any applicable condominium fees, taxes, utilities, mortgages and home loans as part of the cost of homeownership. When combined with income, selected monthly owner costs help federal planners measure housing affordability and excessive shelter costs.

- [Click Here to Collapse Additional Text](#)

Examples of Federal Uses

- Used to describe the housing cost burden. State and Local governments receiving certain grants are required by law to use this information.
- Used in many programs that seek to assess poverty, and determine eligibility for housing assistance programs, including the need for housing assistance for elderly, low-income households.

Examples of Other Uses

- States and local agencies use this information to estimate residential costs of energy consumption, improve energy efficiency in their communities, and develop affordable housing.
- Researchers use these statistics to investigate the costs of replacing conventional home heating fuels (including electricity) with renewable energy alternatives.

Help

- If everyone has lived there less than 1 year → estimate cost for PAST 12 months
- If you don't know the other fuel costs → estimate
- Report amount even if bill is unpaid or paid by someone else
- If bill includes another apartment or business → estimate amount for this house or apartment only

Close Help

ity Survey

Save and Log Out

Where You Are

ic Info

osing Questions

son Info

Privacy Security



American Community Survey

[Instructions](#)
[FAQs](#)
[Save and Log Out](#)

14 d. Does anyone in this household pay for other fuels like oil, coal, kerosene, wood, or any other fuel? [\(Help\)](#)

- Yes
 No

➔ Are the costs of the other fuels like oil, coal, kerosene, wood, or any other fuel included in the rent or condominium fee, or is there no charge for other fuels? [\(Help\)](#)

- Included in rent or condominium fee
 No charge for other fuels

[← Previous](#)
[Next →](#)

Where You Are

[Basic Info](#)
[Housing Questions](#)
[Person Info](#)
[Contact Us](#)
[Accessibility](#)
[Privacy](#)
[Security](#)

[ofuelinc help](#)

The screenshot shows a help modal window titled "Help" with a close button (X) in the top right corner. The modal content is as follows:

Why We Ask?

We ask about the use and cost of common utilities, any applicable condominium fees, taxes, utilities, mortgages and home loans as part of the cost of homeownership. When combined with income, selected monthly owner costs help federal planners measure housing affordability and excessive shelter costs.

[- Click Here to Collapse Additional Text](#)

Examples of Federal Uses

- Used to describe the housing cost burden. State and Local governments receiving certain grants are required by law to use this information.
- Used in many programs that seek to assess poverty, and determine eligibility for housing assistance programs, including the need for housing assistance for elderly, low-income households.

Examples of Other Uses

- States and local agencies use this information to estimate residential costs of energy consumption, improve energy efficiency in their communities, and develop affordable housing.
- Researchers use these statistics to investigate the costs of replacing conventional home heating fuels (including electricity) with renewable energy alternatives.

At the bottom right of the modal is a green button labeled "Close Help".

The background shows the "United States Census Bureau" logo and a survey question: "14 d. Does any other fuel used for heating, cooling, or hot water in your home include any other fuel?" with radio button options for "Yes", "No", "Included", and "No charge". A "Previous" button is visible on the left, and "Save and Log Out" and "Where You Are" are on the right. The footer contains "Contact Us", "Accessibility", "Privacy", and "Security" links.

foodstamps



American Community Survey

[Instructions](#)[FAQs](#)[Save and Log Out](#)

15 IN THE PAST 12 MONTHS, did you or any member of this household receive benefits from the Food Stamp Program or SNAP (the Supplemental Nutrition Assistance Program)? *Do NOT include WIC, the School Lunch Program, or assistance from food banks.*

[\(Help\)](#) Yes No[← Previous](#)[Next →](#)

Where You Are

[Basic Info](#)[Housing Questions](#)[Person Info](#)[Contact Us](#)[Accessibility](#)[Privacy](#)[Security](#)[Return to Top](#)

foodstamps help

Help



Why We Ask?

We ask about food stamps/Supplemental Nutrition Assistance Program (SNAP) to understand and forecast participation in food assistance programs. In 2008, the food stamp program was renamed SNAP, but the question uses both program names to minimize confusion.

[- Click Here to Collapse Additional Text](#)

Examples of Federal Uses

- Used to streamline administration of the National School Lunch Program and School Breakfast Program by replacing administrative paperwork with ACS estimates of students eligible for free and reduced-price meals.
- Used in the Supplemental Nutrition Assistance Program (SNAP) to calculate the annual Program Access Index (PAI), a measure used to award bonuses to States for strong performance in SNAP administration.

Examples of Other Uses

- State and local agencies use these statistics to assess state food assistance needs and performance, participation rates for eligible families and individuals, and to determine gaps in services and programs.
- Faith-based and other nonprofit organizations use information about food assistance needs to determine where food banks, food kitchens, and other programs could be beneficial, and how their needs can be met with additional resources and services.

Help

- On October 1, 2008, the federal Food Stamp Program was renamed SNAP (Supplemental Nutrition Assistance Program).
 - Although most states have SNAP in their program name, some states may also have their own specific name for the program.

Alabama	Food Assistance Program/SNAP
---------	------------------------------

Help

- On October 1, 2008, the federal Food Stamp Program was renamed SNAP (Supplemental Nutrition Assistance Program).
 - Although most states have SNAP in their program name, some states may also have their own specific name for the program.

Alabama	Food Assistance Program/SNAP
Arizona	Nutrition Assistance Program/SNAP
California	CalFresh/Food Stamp Program/SNAP
Colorado	Food Assistance Program/SNAP
Delaware	Food Supplement Benefit Program/SNAP
Florida	Food Assistance Program/SNAP/SUNCAP
Iowa	Food Assistance Program/SNAP
Kansas	Food Assistance Program/SNAP
Maine	Food Supplement Program/SNAP
Maryland	Food Supplement Program/SNAP
Michigan	Food Assistance Program/SNAP
Minnesota	Food Support or FS Program/SNAP
New Jersey	NJ SNAP
North Carolina	Food & Nutrition Services/SNAP
Ohio	Food Assistance/SNAP
Vermont	3SquaresVT/Vermont Express/SNAP
Washington	Basic Food Program/SNAP
Wisconsin	FoodShare Program/SNAP
- If you or any member of this household received benefits from the government to buy food for your family using a benefit card → select "Yes"

Close Help

condo



American Community Survey

Instructions

FAQs

Save and Log Out

16 Is this house part of a homeowners association or condominium? ([Help](#))

Yes

No

◀ Previous

Next ▶

Where You Are

Basic Info

Housing Questions

Person Info

Contact Us


Accessibility

Privacy

Security

[Return to Top](#)

condo help



Instructions

16 Is this house...

Yes
 No

[← Previous](#)

[Contact Us](#)

Quality Survey

[Save and Log Out](#)

[Where You Are](#)

[Basic Info](#)

[Missing Questions](#)

[Person Info](#)

[Privacy](#) [Security](#)

Help ×

Why We Ask?

We ask about the use and cost of common utilities, any applicable homeowners association or condominium fees, taxes, utilities, mortgages and home loans as part of the cost of homeownership. When combined with income, selected monthly owner costs help federal planners measure housing affordability and excessive shelter costs.

[- Click Here to Collapse Additional Text](#)

Examples of Federal Uses

- Used to describe the housing cost burden. State and Local governments receiving certain grants are required by law to use this information.
- Used in many programs that seek to assess poverty, and determine eligibility for housing assistance programs, including the need for housing assistance for elderly, low-income households.

Examples of Other Uses

- States and local agencies use this information to estimate residential costs of energy consumption, improve energy efficiency in their communities, and develop affordable housing.
- Researchers use these statistics to investigate the costs of replacing conventional home heating fuels (including electricity) with renewable energy alternatives.

Help

If:	Then select:
Unit is individually owned in a planned community or building but a separate association owns and maintains the common areas (e.g. parks, tennis courts, swimming pools)	Yes
Unit is individually owned in a building or development with jointly owned common areas (e.g. lobbies or hallways)	Yes
Cooperative	No

Close Help

[condofee](#)

American Community Survey

[Instructions](#)[FAQs](#)[Save and Log Out](#)

16 Is there a required homeowners association fee or condominium fee? For renters, select "Yes" only if you pay the fee in addition to your rent. Otherwise, select "No". [\(Help\)](#)

 Yes No[← Previous](#)[Next →](#)[Where You Are](#)[Basic Info](#)[Housing Questions](#)[Person Info](#)[Contact Us](#)[Accessibility](#)[Privacy](#)[Security](#)[Return to Top](#)

[condofee help](#)

The screenshot shows a help modal window titled "Help" with a close button (X) in the top right corner. The modal content is as follows:

Why We Ask?

We ask about the use and cost of common utilities, any applicable homeowners association or condominium fees, taxes, utilities, mortgages and home loans as part of the cost of homeownership. When combined with income, selected monthly owner costs help federal planners measure housing affordability and excessive shelter costs.

[- Click Here to Collapse Additional Text](#)

Examples of Federal Uses

- Used to describe the housing cost burden. State and Local governments receiving certain grants are required by law to use this information.
- Used in many programs that seek to assess poverty, and determine eligibility for housing assistance programs, including the need for housing assistance for elderly, low-income households.

Examples of Other Uses

- States and local agencies use this information to estimate residential costs of energy consumption, improve energy efficiency in their communities, and develop affordable housing.
- Researchers use these statistics to investigate the costs of replacing conventional home heating fuels (including electricity) with renewable energy alternatives.

Help

- The purpose of a homeowners association fee or condominium fee is to maintain and improve common areas such as the grounds, lobbies, parking areas, or elevators
- These fees may also allow for use of common recreational areas or amenities, such as swimming pools, tennis courts, exercise rooms, or party rooms
- Homeowners part of the same homeowners association usually pay the same fee amount
- Condo fees are normally assessed by an owner's association
- If fee is not required → select "No"
- If required fee is unpaid or paid by someone else → select "Yes"

[Close Help](#)

The background shows the United States Census Bureau logo and a survey question: "16 Is there a... 'Yes' only if...". The question has two radio button options: "Yes" and "No". Navigation buttons include "Instructions", "Previous", "Save and Log Out", "Where You Are", "Public Info", "Missing Questions", "Person Info", "Contact Us", "Privacy", and "Security".

condofeeamt

American Community Survey

Instructions

FAQs

Save and Log Out

16 Is there a required homeowners association fee or condominium fee? *For renters, select "Yes" only if you pay the fee in addition to your rent. Otherwise, select "No".* [\(Help\)](#)

Yes

No

Where You Are

Basic Info

Housing Questions

Person Info

➔ What is the monthly homeowners association fee and/or condominium fee? [\(Help\)](#)

Monthly amount — *Dollars*

\$	Amount	.00
----	--------	-----

[◀ Previous](#)

[Next ▶](#)

Contact Us


Accessibility

Privacy

Security

[Return to Top](#)

condofeeamt help



ity Survey

Instructions

16 Is there a re
"Yes" only if

Yes
 No

➔ What is the

Monthly am

\$ Amo

← Previous

Help

×

Why We Ask?

We ask about the use and cost of common utilities, any applicable homeowners association or condominium fees, taxes, utilities, mortgages and home loans as part of the cost of homeownership. When combined with income, selected monthly owner costs help federal planners measure housing affordability and excessive shelter costs.

[- Click Here to Collapse Additional Text](#)

Examples of Federal Uses

- Used to describe the housing cost burden. State and Local governments receiving certain grants are required by law to use this information.
- Used in many programs that seek to assess poverty, and determine eligibility for housing assistance programs, including the need for housing assistance for elderly, low-income households.

Examples of Other Uses

- States and local agencies use this information to estimate residential costs of energy consumption, improve energy efficiency in their communities, and develop affordable housing.
- Researchers use these statistics to investigate the costs of replacing conventional home heating fuels (including electricity) with renewable energy alternatives.

Help

If you pay both a homeowners association fee and condominium fee, include both in the total monthly amount.

Use the following chart if you do not pay the fee monthly:

If fee is paid:	To convert to monthly amount:
By day	Multiply amount by 30
By week	Multiply amount by 4
Every other week	Multiply amount by 2
4 times a year	Divide amount by 3
2 times a year	Divide amount by 6
Once a year	Divide amount by 12

Close Help

Save and Log Out

Where You Are

ic Info

osing Questions

son Info

Contact Us

Privacy Security

tenure



American Community Survey

[Instructions](#)
[FAQs](#)
[Save and Log Out](#)

17 Is this house —

[\(Help\)](#)

- Owned by you or someone in this household with a mortgage or loan? *Include home equity loans.*
- Owned by you or someone in this household free and clear (without a mortgage or loan)?
- Rented?
- Occupied without payment of rent?

[← Previous](#)

[Next →](#)

Where You Are

Basic Info

Housing Questions

Person Info

[Contact Us](#)

[Accessibility](#)

[Privacy](#)

[Security](#)

[Return to Top](#)

tenure help

Help

**Why We Ask?**

We ask about whether a home is owned or rented, and the amount of the monthly rent or how much the home and property are worth to produce statistics about tenure, rent and home value. These statistics are used to analyze whether adequate housing is affordable for residents, property owners and renters, and provide and fund housing assistance programs.

[- Click Here to Collapse Additional Text](#)

Examples of Federal Uses

- Used to describe the balance of owners and renters. State and Local governments receiving certain grants are required by law to use this information.
- Used to identify rental distribution of housing units used to determine Fair Market Rents (FMRs).

Examples of Other Uses

- States and counties use these statistics to understand changes in local housing markets, ensure residents have affordable housing options, qualify for assistance and grant programs designed for property owners and renters, and reduce the tax revenue losses from vacant or abandoned properties.
- Businesses and mortgage lenders use these statistics to guide future operations.

Help

If:	Then select:
Mortgage on house/apartment/mobile home	Owned by you or someone in this household with a mortgage or loan. Include home equity loans
Contract to purchase on house/apartment/mobile home	Owned by you or someone in this household with a mortgage or loan. Include home equity loans
No mortgage or other debt on house/apartment/mobile home	Owned by you or someone in this household free and clear (without a mortgage or loan)

No mortgage or other debt on house/apartment/mobile home	Owned by you or someone in this household free and clear (without a mortgage or loan)
Land rented and mortgage on house/apartment/mobile home	Owned by you or someone in this household with a mortgage or loan. Include home equity loans
Land rented and no mortgage or other debt on house/apartment/mobile home	Owned by you or someone in this household free and clear (without a mortgage or loan)
Mortgage on land with no installment loan on mobile home	Owned by you or someone in this household with a mortgage or loan. Include home equity loans
Rent paid by people not living in unit	Rented
Rent paid by federal, state or local government	Rented
Rent paid to owner living in separate house/apartment/mobile home on the same property	Rented
Rent not paid to owner living in separate house/apartment/mobile home on the same property	Occupied without payment of rent
Owned by people not living in unit but who allow other people to occupy it without charge	Occupied without payment of rent
House/apartment provided as part of wages or salary	Occupied without payment of rent
Caretaker's or janitor's house/apartment for which no rent is paid	Occupied without payment of rent
Parsonage for which no rent is paid	Occupied without payment of rent
Tenant farmer or sharecropper house/apartment for which no rent is paid	Occupied without payment of rent
Military housing	Occupied without payment of rent

Close Help

tenure edit message



American Community Survey

[Instructions](#)
[FAQs](#)
[Save and Log Out](#)

i Please answer this important question.

17 Is this house —

[\(Help\)](#)

- Owned by you or someone in this household with a mortgage or loan? *Include home equity loans.*
- Owned by you or someone in this household free and clear (without a mortgage or loan)?
- Rented?
- Occupied without payment of rent?

[← Previous](#)

[Next →](#)

Where You Are

Basic Info

Housing Questions

Person Info

[Contact Us](#)

[Accessibility](#)

[Privacy](#)

[Security](#)

monthrent



American Community Survey

[Instructions](#)

[FAQs](#)

[Save and Log Out](#)

18 a. What is the monthly rent for this house? ([Help](#))

Monthly amount — *Dollars*

[← Previous](#)

[Next →](#)

Where You Are

Basic Info

Housing Questions

Person Info

[Contact Us](#)


[Accessibility](#)

[Privacy](#)

[Security](#)

[Return to Top](#)

monthrent help



ity Survey

Save and Log Out

Where You Are

ic Info

ising Questions

son Info

Instructions

18 a. What is t

Monthly am

\$ Amo

← Previous

Help ×

Why We Ask?

We ask about whether a home is owned or rented, and the amount of the monthly rent or how much the home and property are worth to produce statistics about tenure, rent and home value. These statistics are used to analyze whether adequate housing is affordable for residents, protect owners and renters, and provide and fund housing assistance programs.

[- Click Here to Collapse Additional Text](#)

Examples of Federal Uses

- Used to describe the balance of owners and renters. State and Local governments receiving certain grants are required by law to use this information.
- Used to identify rental distribution of housing units used to determine Fair Market Rents (FMRs).

Examples of Other Uses

- States and counties use these statistics to understand changes in local housing markets, ensure residents have affordable housing options, qualify for assistance and grant programs designed to protect owners and renters, and reduce the tax revenue losses from vacant or abandoned properties.
- Businesses and mortgage lenders use these statistics to guide future operations.

Help

If rent is paid:	To convert to monthly amount:
By day	Multiply amount by 30
By week	Multiply amount by 4
Every other week	Multiply amount by 2
4 times a year	Divide amount by 3
2 times a year	Divide amount by 6
Once a year	Divide amount by 12

Close Help

Contact Us

Privacy Security

[meals](#)

American Community Survey

[Instructions](#)[FAQs](#)[Save and Log Out](#)

18 b. Does the monthly rent include any meals? ([Help](#))

- Yes
 No

[← Previous](#)[Next →](#)[Where You Are](#)[Basic Info](#)[Housing Questions](#)[Person Info](#)[Contact Us](#)[Accessibility](#)[Privacy](#)[Security](#)[Return to Top](#)

meals help

United States[®]
Census
Bureau

Instructions

18 b. Does the
 Yes
 No

← Previous

Contact Us

Help

×

Why We Ask?

We ask about whether a home is owned or rented, and the amount of the monthly rent or how much the home and property are worth to produce statistics about tenure, rent and home value. These statistics are used to analyze whether adequate housing is affordable for residents, protect owners and renters, and provide and fund housing assistance programs.

- [Click Here to Collapse Additional Text](#)

Examples of Federal Uses

- Used to describe the balance of owners and renters. State and Local governments receiving certain grants are required by law to use this information.
- Used to identify rental distribution of housing units used to determine Fair Market Rents (FMRs).

Examples of Other Uses

- States and counties use these statistics to understand changes in local housing markets, ensure residents have affordable housing options, qualify for assistance and grant programs designed to protect owners and renters, and reduce the tax revenue losses from vacant or abandoned properties.
- Businesses and mortgage lenders use these statistics to guide future operations.

Help

If:	Then select:
Meals are included in monthly rent payment	Yes
Meals or meal plan are contracted in order to live in house, apartment, or mobile home	Yes

Close Help

ity Survey

Save and Log Out

Where You Are

ic Info

ising Questions

son Info

Privacy

Security

propvalue



American Community Survey

[Instructions](#)

[FAQs](#)

[Save and Log Out](#)

19 About how much do you think this house and lot would sell for if it were for sale? ([Help](#))

Amount - Dollars

[← Previous](#)

[Next →](#)

Where You Are

Basic Info

Housing Questions

Person Info

[Contact Us](#)


[Accessibility](#)

[Privacy](#)

[Security](#)

[Return to Top](#)

propvalue help



United States
Census
Bureau

ity Survey

Save and Log Out

Where You Are

ic Info

osing Questions

son Info

Instructions

19 About how

Amount - Do

\$ Am

← Previous

Contact Us

Help

×

Why We Ask?

We ask about whether a home is owned or rented, and the amount of the monthly rent or how much the home and property are worth to produce statistics about tenure, rent and home value. These statistics are used to analyze whether adequate housing is affordable for residents, protect owners and renters, and provide and fund housing assistance programs.

[- Click Here to Collapse Additional Text](#)

Examples of Federal Uses

- Used to describe the balance of owners and renters. State and Local governments receiving certain grants are required by law to use this information.
- Used to identify rental distribution of housing units used to determine Fair Market Rents (FMRs).

Examples of Other Uses

- States and counties use these statistics to understand changes in local housing markets, ensure residents have affordable housing options, qualify for assistance and grant programs designed to protect owners and renters, and reduce the tax revenue losses from vacant or abandoned properties.
- Businesses and mortgage lenders use these statistics to guide future operations.

Help

Enter best estimate of how much the property would sell for if it was on the market

If:	Then include:
House	<ul style="list-style-type: none"> Value of house AND Value of land it is on AND Value of any other structure on same property
House on rented land	<ul style="list-style-type: none"> Combined value of house and land
Condominium unit or cooperative	<ul style="list-style-type: none"> Value of condominium AND Value of share of common elements
An apartment in a non-condominium, multi-unit building, including duplexes, with other apartments in the same building, all of which you own	<ul style="list-style-type: none"> Value of building AND Value of land it is on AND Value of any additional buildings on the same plot
Mobile home	<ul style="list-style-type: none"> Value of mobile home AND Value of land
Mobile home on rented land	<ul style="list-style-type: none"> Value of mobile home

Close Help

Privacy

Security

[Return to Top](#)

taxes



American Community Survey

[Instructions](#)

[FAQs](#)

[Save and Log Out](#)

20 What are the annual real estate taxes on THIS property? ([Help](#))

Annual amount - *Dollars*

\$.00

OR

None

[← Previous](#)

[Next →](#)

Where You Are

Basic Info

Housing Questions

Person Info

[Contact Us](#)


[Accessibility](#)

[Privacy](#)

[Security](#)

[Return to Top](#)

taxes help



United States[®]
Census
Bureau

ity Survey

Save and Log Out

Where You Are

ic Info

ising Questions

son Info

Instructions

20 What are the...
Annual amo...
\$ Amo...
OR
 None

[← Previous](#)

Help ×

Why We Ask?

We ask about the use and cost of common utilities, any applicable condominium fees, taxes, utilities, mortgages and home loans as part of the cost of homeownership. When combined with income, selected monthly owner costs help federal planners measure housing affordability and excessive shelter costs.

[- Click Here to Collapse Additional Text](#)

Examples of Federal Uses

- Used to describe the housing cost burden. State and Local governments receiving certain grants are required by law to use this information.
- Used in many programs that seek to assess poverty, and determine eligibility for housing assistance programs, including the need for housing assistance for elderly, low-income households.

Examples of Other Uses

- States and local agencies use this information to estimate residential costs of energy consumption, improve energy efficiency in their communities, and develop affordable housing.
- Researchers use these statistics to investigate the costs of replacing conventional home heating fuels (including electricity) with renewable energy alternatives.

Help

- Report taxes for all taxing jurisdictions, including:
 - City or town
 - County
 - State
 - School district
- Report taxes even if:
 - Included in mortgage payments
 - Not yet paid
 - Paid by someone else
 - Delinquent
- Do NOT report taxes:
 - Past due from previous years
 - Not deductible as a real estate tax for income tax purposes

[Close Help](#)

Contact Us

ty Privacy Security



American Community Survey

[Instructions](#)
[FAQs](#)
[Save and Log Out](#)

21 What is the annual payment for fire, hazard, and flood insurance on THIS property?

[\(Help\)](#)

Annual amount - Dollars

\$	Amount	.00
----	--------	-----

OR

None

[← Previous](#)

[Next →](#)

Where You Are

Basic Info

Housing Questions

Person Info

[Contact Us](#)

[Accessibility](#)

[Privacy](#)

[Security](#)

[propinsurance help](#)

United States[®]
Census
Bureau

Instructions

21 What is the
[\(Help\)](#)

Annual amo
\$ 123

OR
 None

← Previous

Save and Log Out
Where You Are
ic Info
ising Questions
son Info

Help

Why We Ask?

We ask about the use and cost of common utilities, any applicable condominium fees, taxes, utilities, mortgages and home loans as part of the cost of homeownership. When combined with income, selected monthly owner costs help federal planners measure housing affordability and excessive shelter costs.

- [Click Here to Collapse Additional Text](#)

Examples of Federal Uses

- Used to describe the housing cost burden. State and Local governments receiving certain grants are required by law to use this information.
- Used in many programs that seek to assess poverty, and determine eligibility for housing assistance programs, including the need for housing assistance for elderly, low-income households.

Examples of Other Uses

- States and local agencies use this information to estimate residential costs of energy consumption, improve energy efficiency in their communities, and develop affordable housing.
- Researchers use these statistics to investigate the costs of replacing conventional home heating fuels (including electricity) with renewable energy alternatives.

Help

- Premiums paid other than yearly → convert to yearly basis
- Even if no payment made during past year → enter yearly amount

Contact Us

Close Help

Privacy Security

mortgage



American Community Survey

[Instructions](#)[FAQs](#)[Save and Log Out](#)

22 a. Do you or any member of this household have a mortgage, deed of trust, contract to purchase, or similar debt on THIS property? ([Help](#))

- Yes, mortgage, deed of trust, or similar debt
- Yes, contract to purchase
- No

[← Previous](#)[Next →](#)

Where You Are

[Basic Info](#)[Housing Questions](#)[Person Info](#)[Contact Us](#)[Accessibility](#)[Privacy](#)[Security](#)

[mortgage help](#)

The screenshot shows the ACS-400C interface with a 'Help' modal window open. The background is a survey page for 'Mortgage Survey' with a 'United States Census Bureau' logo. The survey question is partially visible: '22 a. Do you own or have a mortgage on your home?'. The 'Help' window has a title bar 'Help' with a close button 'x'. The main content of the help window is titled 'Why We Ask?' and explains that the information is used to measure housing affordability and excessive shelter costs. It includes a link to collapse additional text, examples of federal uses (such as for grants and poverty assessment), and examples of other uses (such as for energy efficiency and research). At the bottom of the help window is a 'Close Help' button. The background survey page has a 'Previous' button and a 'Save and Log Out' button. The footer contains 'Contact Us', 'Accessibility', 'Privacy', and 'Security' links.

United States[®]
Census
Bureau

Instructions

22 a. Do you own or have a mortgage on your home?
purchase, or are you a tenant in common with another person?
 Yes, more than one person
 Yes, only one person
 No

← Previous

Save and Log Out
Where You Are
Basic Info
Mortgage Questions
Person Info

Help

Why We Ask?

We ask about the use and cost of common utilities, any applicable condominium fees, taxes, utilities, mortgages and home loans as part of the cost of homeownership. When combined with income, selected monthly owner costs help federal planners measure housing affordability and excessive shelter costs.

- [Click Here to Collapse Additional Text](#)

Examples of Federal Uses

- Used to describe the housing cost burden. State and Local governments receiving certain grants are required by law to use this information.
- Used in many programs that seek to assess poverty, and determine eligibility for housing assistance programs, including the need for housing assistance for elderly, low-income households.

Examples of Other Uses

- States and local agencies use this information to estimate residential costs of energy consumption, improve energy efficiency in their communities, and develop affordable housing.
- Researchers use these statistics to investigate the costs of replacing conventional home heating fuels (including electricity) with renewable energy alternatives.

Help

Mortgages include all types of loans secured by real estate, including reverse mortgages.

Close Help

Contact Us Accessibility Privacy Security

mortgage edit message

United States[®]
Census
Bureau

American Community Survey

[Instructions](#)

[FAQs](#)

[Save and Log Out](#)

Where You Are

[Basic Info](#)

[Housing Questions](#)

[Person Info](#)

i Please answer this important question.

22 a. Do you or any member of this household have a mortgage, deed of trust, contract to purchase, or similar debt on THIS property? ([Help](#))

- Yes, mortgage, deed of trust, or similar debt
- Yes, contract to purchase
- No

[← Previous](#)

[Next →](#)

[Contact Us](#)

[Accessibility](#)

[Privacy](#)

[Security](#)

mortgageamt



American Community Survey

Instructions

FAQs

Save and Log Out

- 22** b. How much is the regular monthly mortgage payment on THIS property? *Include payment only on FIRST mortgage or contract to purchase. If no regular payment required, enter "0".*

[\(Help\)](#)

Monthly amount — Dollars

\$	Amount	.00
----	--------	-----

← Previous

Next →

Where You Are

Basic Info

Housing Questions

Person Info

Contact Us

Accessibility

Privacy

Security

[Return to Top](#)

mortgageamt help

United States[®]
Census
Bureau

Instructions

22 b. How much monthly payment on mortgage? Enter "0" if no mortgage.
[\(Help\)](#)

Monthly amount
\$ Amount

[← Previous](#)

[Contact Us](#)

Help ×

Why We Ask?

We ask about the use and cost of common utilities, any applicable condominium fees, taxes, utilities, mortgages and home loans as part of the cost of homeownership. When combined with income, selected monthly owner costs help federal planners measure housing affordability and excessive shelter costs.

[- Click Here to Collapse Additional Text](#)

Examples of Federal Uses

- Used to describe the housing cost burden. State and Local governments receiving certain grants are required by law to use this information.
- Used in many programs that seek to assess poverty, and determine eligibility for housing assistance programs, including the need for housing assistance for elderly, low-income households.

Examples of Other Uses

- States and local agencies use this information to estimate residential costs of energy consumption, improve energy efficiency in their communities, and develop affordable housing.
- Researchers use these statistics to investigate the costs of replacing conventional home heating fuels (including electricity) with renewable energy alternatives.

Help

- Enter monthly amount, even if unpaid or paid by someone else
- Enter zero for no regular payment required or for reverse mortgages
- Include payments on:
 - First mortgage
 - Contracts to purchase
 - Mobile home - Installment loans
- Do NOT include payments on:
 - Second mortgages
 - Junior mortgages
 - Home equity loans
 - Mobile home - Personal property taxes, site rent, registration fees, or license fees on mobile home and site

If mortgage is paid:	To convert to monthly amount:
By week	Multiply amount by 4
Every other week	Multiply amount by 2
4 times a year	Divide amount by 3
2 times a year	Divide amount by 6

[Close Help](#)

Save and Log Out

Where You Are

Public Info


Assisting Questions

Person Info

Privacy

Security

mortgageamt edit message



American Community Survey

Instructions
FAQs
Save and Log Out

! Please provide your best estimate.

22 b. How much is the regular monthly mortgage payment on THIS property? *Include payment only on FIRST mortgage or contract to purchase. If no regular payment required, enter "0".*

[\(Help\)](#)

Monthly amount — Dollars

\$	Amount	.00
----	--------	-----

← Previous

Next →

Where You Are

Basic Info

Housing Questions

Person Info

Contact Us

Accessibility Privacy Security



American Community Survey

[Instructions](#)[FAQs](#)[Save and Log Out](#)

22 c. Does the regular monthly mortgage payment include payments for real estate taxes on THIS property? ([Help](#))

- Yes, taxes included in mortgage payment
- No, taxes paid separately or taxes not required

[← Previous](#)[Next →](#)[Where You Are](#)[Basic Info](#)[Housing Questions](#)[Person Info](#)[Contact Us](#)[Accessibility](#)[Privacy](#)[Security](#)

[mortgagetax help](#)

United States[®] Census Bureau

22 c. Does the...
on THIS pr...
 Yes, tax...
 No, tax...

[← Previous](#)

Help [X]

Why We Ask?

We ask about the use and cost of common utilities, any applicable condominium fees, taxes, utilities, mortgages and home loans as part of the cost of homeownership. When combined with income, selected monthly owner costs help federal planners measure housing affordability and excessive shelter costs.

[- Click Here to Collapse Additional Text](#)

Examples of Federal Uses

- Used to describe the housing cost burden. State and Local governments receiving certain grants are required by law to use this information.
- Used in many programs that seek to assess poverty, and determine eligibility for housing assistance programs, including the need for housing assistance for elderly, low-income households.

Examples of Other Uses

- States and local agencies use this information to estimate residential costs of energy consumption, improve energy efficiency in their communities, and develop affordable housing.
- Researchers use these statistics to investigate the costs of replacing conventional home heating fuels (including electricity) with renewable energy alternatives.

[Close Help](#)

Contact Us Accessibility Privacy Security

mortgageinsurance



American Community Survey

Instructions

FAQs

Save and Log Out

22 d. Does the regular monthly mortgage payment include payments for fire, hazard, or flood insurance on THIS property? ([Help](#))

- Yes, insurance included in mortgage payment
- No, insurance paid separately or no insurance

[← Previous](#)
[Next →](#)

Where You Are

Basic Info

Housing Questions

Person Info

[Contact Us](#)
[Accessibility](#)
[Privacy](#)
[Security](#)
[Return to Top](#)

[mortgageinsurance help](#)

**United States[®]
Census
Bureau**

22 d. Does the household have flood insurance?
 Yes, insured
 No, uninsured

[← Previous](#)

[Save and Log Out](#)

[Where You Are](#)

[Public Info](#)

[Helping Questions](#)

[Person Info](#)

Help

Why We Ask?

We ask about the use and cost of common utilities, any applicable condominium fees, taxes, utilities, mortgages and home loans as part of the cost of homeownership. When combined with income, selected monthly owner costs help federal planners measure housing affordability and excessive shelter costs.

[- Click Here to Collapse Additional Text](#)

Examples of Federal Uses

- Used to describe the housing cost burden. State and Local governments receiving certain grants are required by law to use this information.
- Used in many programs that seek to assess poverty, and determine eligibility for housing assistance programs, including the need for housing assistance for elderly, low-income households.

Examples of Other Uses

- States and local agencies use this information to estimate residential costs of energy consumption, improve energy efficiency in their communities, and develop affordable housing.
- Researchers use these statistics to investigate the costs of replacing conventional home heating fuels (including electricity) with renewable energy alternatives.

[Close Help](#)

[Contact Us](#) [Accessibility](#) [Privacy](#) [Security](#)

2ndmortgage



American Community Survey

[Instructions](#)[FAQs](#)[Save and Log Out](#)

23 a. Do you or any member of this household have a second mortgage or a home equity loan on THIS property? ([Help](#))

- Yes, home equity loan
- Yes, second mortgage
- Yes, second mortgage and home equity loan
- No

[← Previous](#)[Next →](#)

Where You Are

[Basic Info](#)[Housing Questions](#)[Person Info](#)[Contact Us](#)[Accessibility](#)[Privacy](#)[Security](#)[Return to Top](#)

2ndmortgage help

United States[®] Census Bureau

Help ×

Why We Ask?

We ask about the use and cost of common utilities, any applicable condominium fees, taxes, utilities, mortgages and home loans as part of the cost of homeownership. When combined with income, selected monthly owner costs help federal planners measure housing affordability and excessive shelter costs.

[- Click Here to Collapse Additional Text](#)

Examples of Federal Uses

- Used to describe the housing cost burden. State and Local governments receiving certain grants are required by law to use this information.
- Used in many programs that seek to assess poverty, and determine eligibility for housing assistance programs, including the need for housing assistance for elderly, low-income households.

Examples of Other Uses

- States and local agencies use this information to estimate residential costs of energy consumption, improve energy efficiency in their communities, and develop affordable housing.
- Researchers use these statistics to investigate the costs of replacing conventional home heating fuels (including electricity) with renewable energy alternatives.

Help

- Second Mortgage or home equity loan → indicates all loans secured by real estate
- To have a second mortgage, a person must have a first mortgage
- To have a home equity loan a person may or may not have another mortgage

Close Help

23 a. Do you own a second mortgage or home equity loan on THIS HOME?

Yes, home equity loan

Yes, second mortgage

Yes, second mortgage and home equity loan

No

[← Previous](#)

[Contact Us](#) [Privacy](#) [Security](#)

[Save and Log Out](#) [Where You Are](#) [Additional Info](#) [Missing Questions](#) [Person Info](#)

Quality Survey



American Community Survey

[Instructions](#)
[FAQs](#)
[Save and Log Out](#)

- 23** b. How much is the regular monthly payment on all second or junior mortgages and all home equity loans on THIS property? *If no regular payment required, enter "0".* ([Help](#))

Monthly amount — Dollars


\$	Amount	.00
----	--------	-----

[← Previous](#)
[Next →](#)

Where You Are

[Basic Info](#)
[Housing Questions](#)
[Person Info](#)
[Contact Us](#)
[Accessibility](#)
[Privacy](#)
[Security](#)

2ndmortgageamt help



United States[®]
Census
Bureau

ity Survey

Save and Log Out

Where You Are

ic Info

ising Questions

son Info

Instructions

23 b. How much do you pay for home equity loans? Monthly amount

Monthly amount

\$ Amount

← Previous

Help ×

Why We Ask?

We ask about the use and cost of common utilities, any applicable condominium fees, taxes, utilities, mortgages and home loans as part of the cost of homeownership. When combined with income, selected monthly owner costs help federal planners measure housing affordability and excessive shelter costs.

[- Click Here to Collapse Additional Text](#)

Examples of Federal Uses

- Used to describe the housing cost burden. State and Local governments receiving certain grants are required by law to use this information.
- Used in many programs that seek to assess poverty, and determine eligibility for housing assistance programs, including the need for housing assistance for elderly, low-income households.

Examples of Other Uses

- States and local agencies use this information to estimate residential costs of energy consumption, improve energy efficiency in their communities, and develop affordable housing.
- Researchers use these statistics to investigate the costs of replacing conventional home heating fuels (including electricity) with renewable energy alternatives.

Help

- Enter monthly amount, even if unpaid or paid by someone else
- Include payments on second mortgages, junior mortgages, and home equity loans

If mortgage is paid:	To convert to monthly amount:
By week	Multiply amount by 4
Every other week	Multiply amount by 2
4 times a year	Divide amount by 3
2 times a year	Divide amount by 6

Close Help

Contact Us

Privacy Security



American Community Survey

Instructions

FAQs

Save and Log Out

24 What are the total annual costs for personal property taxes, site rent, registration fees, and license fees on THIS mobile home and its site? *Exclude real estate taxes.* ([Help](#))

Annual Costs — Dollars

\$	Amount	.00
----	--------	-----

← Previous

Next →

Where You Are

Basic Info

Housing Questions

Person Info


Contact Us

Accessibility

Privacy

Security

mobilehometax help



United States[®]
Census
Bureau

ity Survey

Save and Log Out

Where You Are

ic Info

ising Questions

son Info

Instructions

24 What are the... and license

Annual Cost

\$ Amount

← Previous

Help ×

Why We Ask?

We ask about the use and cost of common utilities, any applicable condominium fees, taxes, utilities, mortgages and home loans as part of the cost of homeownership. When combined with income, selected monthly owner costs help federal planners measure housing affordability and excessive shelter costs.

- [Click Here to Collapse Additional Text](#)

Examples of Federal Uses

- Used to describe the housing cost burden. State and Local governments receiving certain grants are required by law to use this information.
- Used in many programs that seek to assess poverty, and determine eligibility for housing assistance programs, including the need for housing assistance for elderly, low-income households.

Examples of Other Uses

- States and local agencies use this information to estimate residential costs of energy consumption, improve energy efficiency in their communities, and develop affordable housing.
- Researchers use these statistics to investigate the costs of replacing conventional home heating fuels (including electricity) with renewable energy alternatives.

Help

- Enter total annual amount, even if it is unpaid or paid by someone else
- Report total amount even if paid in two or more installments
- If you do not know the exact cost → estimate
- Include:
 - Personal property taxes
 - Land or site rent
 - Registration fees
 - License fees
- Do NOT include:
 - Real estate taxes

Close Help

Contact Us

Privacy Security

hunitstatus (if vacant)



American Community Survey

[Instructions](#)
[FAQs](#)
[Save and Log Out](#)


Is this unit -

[\(Help\)](#)

- For rent?
- Rented, not occupied?
- For sale only?
- Sold, not occupied?
- For seasonal, recreational, or occasional use?
- Other vacant?

[← Previous](#)

[Next →](#)

Where You Are

Basic Info

Housing Questions

Person Info

[Contact Us](#)

[Accessibility](#)

[Privacy](#)

[Security](#)

[Return to Top](#)

hunitstatus help

Help



Why We Ask?

We ask about whether a home is owned or rented, and the amount of the monthly rent or how much the home and property are worth to produce statistics about tenure, rent and home value. These statistics are used to analyze whether adequate housing is affordable for residents, protect owners and renters, and provide and fund housing assistance programs.

[- Click Here to Collapse Additional Text](#)

Examples of Federal Uses

- Used to describe the balance of owners and renters. State and Local governments receiving certain grants are required by law to use this information.
- Used to identify rental distribution of housing units used to determine Fair Market Rents (FMRs).

Examples of Other Uses

- States and counties use these statistics to understand changes in local housing markets, ensure residents have affordable housing options, qualify for assistance and grant programs designed to protect owners and renters, and reduce the tax revenue losses from vacant or abandoned properties.
- Businesses and mortgage lenders use these statistics to guide future operations.

Help


If unit is:	Then select:
<ul style="list-style-type: none"> For rent OR for sale at the same time 	For rent
<ul style="list-style-type: none"> Paid or agreed upon, BUT the renter has not yet moved in 	Rented, not occupied
<ul style="list-style-type: none"> In cooperatives AND the individual units are offered "For sale only" 	For sale

Help

If unit is:	Then select:
<ul style="list-style-type: none"> For rent OR for sale at the same time 	For rent
<ul style="list-style-type: none"> Paid or agreed upon, BUT the renter has not yet moved in 	Rented, not occupied
<ul style="list-style-type: none"> In cooperatives AND the individual units are offered "For sale only" In condominium projects AND the individual units are offered "For sale only" 	For sale only
<ul style="list-style-type: none"> Recently sold, BUT new owner has not yet moved in 	Sold, not occupied
<ul style="list-style-type: none"> Used OR intended for use in certain seasons or for weekend or other occasional use throughout the year, including: <ul style="list-style-type: none"> Units used for summer or winter sports or recreation, such as beach cottages and hunting cabins Quarters for such workers as herders and loggers. An interval ownership units, sometimes called shared ownership or time-sharing condominiums 	For seasonal, recreational, or occasional use
<ul style="list-style-type: none"> Intended for occupancy by migratory workers employed in farm work during the crop season Held for settlement of an estate Held off market for personal reasons, such as: <ul style="list-style-type: none"> The owner has not yet decided whether or not the unit will be torn down The owner is remodeling or repairing the unit AND will not make it available for rent or sale until the work is completed Held for the occupancy of a caretaker or janitor Temporarily used for storage of excess house furniture Has renters who moved during the month although rent has been paid to the end of the month 	Other vacant

Close Help

pselect (first time viewing)



American Community Survey

Instructions
FAQs
Save and Log Out

➔ The next questions are about each person in the household. Select a name to begin answering questions about that person. Please answer as many questions as you can.

You will be able to review or change your answers at the end of the survey.

Sample Person
 Wife Person
 Daughter Person

← Previous
Next →

Where You Are

Basic Info

Housing Questions

Person Info

• Sample Person

• Wife Person

• Daughter Person

Contact Us
Accessibility
Privacy
Security

pselect (subsequent viewing, with more than one person remaining)



American Community Survey

Instructions

FAQs

Save and Log Out



The information you provided for has been saved.

Select another name to begin answering questions about that person. Please answer as many questions as you can.

You will be able to review or change your answers at the end of the survey.

- Wife Person
- Daughter Person

← Previous

Next →

Where You Are

Basic Info

Housing Questions

Person Info

- Sample Person
- Wife Person
- Daughter Person

Contact Us

Accessibility

Privacy

Security

[Return to Top](#)

pselect (one person left on roster)



American Community Survey

[Instructions](#)
[FAQs](#)
[Save and Log Out](#)


The information you provided for Step Daughter Doe has been saved.

The next questions are about Grandson Doe. Please answer as many questions as you can.

You will be able to review or change your answers at the end of the survey.

[◀ Previous](#)
[Next ▶](#)

Where You Are

[Basic Info](#)
[Housing Questions](#)

Person Info

- Ref Person Doe

- Wife Doe

- Bio Son Doe

- Step Daughter Doe

- Grandson Doe

[Contact Us](#)
[Accessibility](#)
[Privacy](#)
[Security](#)
[Return to Top](#)

placeofbirth



American Community Survey

[Instructions](#)
[FAQs](#)
[Save and Log Out](#)

➔ The following series of questions refer to Sample Person.

7 Where was Sample Person born? ([Help](#))

In the United States - *Select name of state.*

Select Name ▼

Outside the United States - *Enter name of foreign country, or Puerto Rico, Guam, etc.*

◀ Previous

Next ▶

Where You Are

Basic Info

Housing Questions

Person Info


• Sample Person

• Wife Person

• Daughter Person

[Contact Us](#)
[Accessibility](#)
[Privacy](#)
[Security](#)
[Return to Top](#)

placeofbirth help



Community Survey

Instructions

➔ The following

7 Where was

In the Uni

Select

Outside t

← Previous

Help ×

Why We Ask?

We ask about place of birth, citizenship, and year of entry to provide statistics about citizens and the foreign-born population. These statistics are essential for agencies and policy makers setting and evaluating immigration policies and laws, understanding the experience of different immigrant groups, and monitoring against discrimination. These statistics are also used to tailor services to accommodate cultural differences.

[- Click Here to Collapse Additional Text](#)

Examples of Federal Uses

- Used in the enforcement responsibilities under the Voting Rights Act's bilingual requirements, to determine who is eligible to vote, and in court cases.
- Used to enforce against discrimination in education, employment, voting, financial assistance, and housing.

Examples of Other Uses

- State and local agencies use these statistics to understand the needs of all the groups in their communities over time.
- Researchers and advocacy groups use the data to examine the size and characteristics of the native and foreign-born populations over time.

Help

If:	Then:
Born in Washington, DC	<ul style="list-style-type: none"> • Select "In the United States" AND • Enter "District of Columbia"
Country boundaries at time of birth different than country boundaries now	Enter name of country using current country boundaries. For example, specify: <ul style="list-style-type: none"> • Czech Republic or Slovakia • North or South Korea
Born on Caribbean island	Specify particular country or island in the Caribbean. For example, specify: <ul style="list-style-type: none"> • Jamaica not West Indies

Close Help

Save and Log Out

Where You Are

ic Info

ising Questions

son Info

imple Person

ife Person

ughter Person

[Contact Us](#)

[Privacy](#) [Security](#)

placeofbirth arrow and highlighting (1)



American Community Survey

Instructions
FAQs
Save and Log Out

➔ The following series of questions refer to Sample Person.

7 Where was Sample Person born? ([Help](#))

In the United States - *Select name of state.*

➔

Outside the United States - *Enter name of foreign country, or Puerto Rico, Guam, etc.*

← Previous
Next →

Where You Are

Basic Info

Housing Questions

Person Info

- Sample Person
- Wife Person
- Daughter Person

Contact Us
Accessibility
Privacy
Security

placeofbirth arrow and highlighting (2)

American Community Survey

Instructions
FAQs
Save and Log Out

➔ The following series of questions refer to Sample Person.

Where You Are

Basic Info
Housing Questions
Person Info
• Sample Person
• Wife Person
• Daughter Person

7 Where was Sample Person born? ([Help](#))

In the United States - *Select name of state.*

Outside the United States - *Enter name of foreign country, or Puerto Rico, Guam, etc.*


➔

← Previous

Next ➔

Contact Us
Accessibility
Privacy
Security

placeofbirth edit message (1)



American Community Survey

[Instructions](#) | [FAQs](#) | [Save and Log Out](#)

Please answer this important question.

➔ The following series of questions refer to Wife Person.

7 Where was Wife Person born? ([Help](#))

In the United States - *Select name of state.*

Select Name

Outside the United States - *Enter name of foreign country, or Puerto Rico, Guam, etc.*


[← Previous](#) [Next →](#)

Where You Are

- Basic Info
- Housing Questions
- Person Info
 - Sample Person
 - Wife Person
 - Daughter Person

[Contact Us](#) [Accessibility](#) [Privacy](#) [Security](#)

placeofbirth edit message (2)



American Community Survey

Instructions
FAQs
Save and Log Out

! Please select this person's state of birth.

➔ The following series of questions refer to Sample Person.

7 Where was Sample Person born? ([Help](#))

In the United States - *Select name of state.*

➔ ▼

Outside the United States - *Enter name of foreign country, or Puerto Rico, Guam, etc.*

← Previous
Next →

Where You Are

- Basic Info
- Housing Questions
- Person Info
 - Sample Person
 - Wife Person
 - Daughter Person

Contact Us
Accessibility
Privacy
Security

placeofbirth edit message (3)

American Community Survey

Instructions
FAQs
Save and Log Out

! Please specify this person's country of birth.

➔ The following series of questions refer to Sample Person.

7 Where was Sample Person born? ([Help](#))

In the United States - *Select name of state.*

Outside the United States - *Enter name of foreign country, or Puerto Rico, Guam, etc.*

➔

← Previous

Next →

Where You Are

- Basic Info
- Housing Questions
- Person Info
 - Sample Person
 - Wife Person
 - Daughter Person

Contact Us
Accessibility
Privacy
Security

citizenship



American Community Survey

[Instructions](#)
[FAQs](#)
[Save and Log Out](#)

8 Is Daughter Person a citizen of the United States? ([Help](#))

- Yes, born in the United States
- Yes, born in Puerto Rico, Guam, the U.S. Virgin Islands, or Northern Marianas
- Yes, born abroad of U.S. citizen parent or parents
- Yes, U.S. citizen by naturalization - *Enter year of naturalization*
-
- No, not a U.S. citizen

[← Previous](#)
[Next →](#)

Where You Are

[Basic Info](#)
[Housing Questions](#)
Person Info

- [Sample Person](#)

- [Wife Person](#)

- [Daughter Person](#)

[Contact Us](#)
[Accessibility](#)
[Privacy](#)
[Security](#)
[Return to Top](#)

citizenship help

United States
Census
Bureau

Instructions

8 Is Daught

Yes, bor

Yes, bor

Yes, bor

Yes, U.S

No, not

← Previous

Contact Us

Help ×

Why We Ask?

We ask about place of birth, citizenship, and year of entry to provide statistics about citizens and the foreign-born population. These statistics are essential for agencies and policy makers setting and evaluating immigration policies and laws, understanding the experience of different immigrant groups, and monitoring against discrimination. These statistics are also used to tailor services to accommodate cultural differences.

[- Click Here to Collapse Additional Text](#)

Examples of Federal Uses

- Used in the enforcement responsibilities under the Voting Rights Act's bilingual requirements, to determine who is eligible to vote, and in court cases.
- Used to enforce against discrimination in education, employment, voting, financial assistance, and housing.

Examples of Other Uses

- State and local agencies use these statistics to understand the needs of all the groups in their communities over time.
- Researchers and advocacy groups use the data to examine the size and characteristics of the native and foreign-born populations over time.

Help

If:	Then select:
Born in United States (50 states and District of Columbia)	Yes, born in the United States
Born in Puerto Rico, Guam, the U.S. Virgin Islands, or Northern Marianas	Yes, born in Puerto Rico, Guam, the U.S. Virgin Islands, or Northern Marianas
<ul style="list-style-type: none"> Born in a foreign country, AND Had at least one U.S. citizen parent at the time of the person's birth 	Yes, born abroad of U.S. citizen parent or parents
<ul style="list-style-type: none"> Born in American Samoa, AND Had at least one U.S. citizen parent at the time of the person's birth 	Yes, born abroad of U.S. citizen parent or parents
<ul style="list-style-type: none"> Born at sea, AND Had at least one U.S. citizen parent at the time of the person's birth 	Yes, born abroad of U.S. citizen parent or parents
<ul style="list-style-type: none"> Born outside United States, AND Completed naturalization process, AND Now United States citizen 	Yes, U.S. citizen by naturalization, AND enter year naturalization was completed
<ul style="list-style-type: none"> Legal Permanent Residents (LPRs) "Green card" holders Other non-naturalized immigrants Visitors to U.S. 	No, not a U.S. citizen

[Close Help](#)

Community Survey

Save and Log Out

Where You Are

Basic Info

Housing Questions

Person Info


Sample Person

Wife Person

Daughter Person

Privacy Security

citizenship arrow and highlighting



American Community Survey

Instructions

FAQs

Save and Log Out

8 Is Daughter Person a citizen of the United States? [\(Help\)](#)

Yes, born in the United States
 Yes, born in Puerto Rico, Guam, the U.S. Virgin Islands, or Northern Marianas
 Yes, born abroad of U.S. citizen parent or parents
 Yes, U.S. citizen by naturalization - *Enter year of naturalization*

→

No, not a U.S. citizen

[← Previous](#)

[Next →](#)

Where You Are

Basic Info

Housing Questions

Person Info

- Sample Person
- Wife Person
- Daughter Person

Contact Us

Accessibility

Privacy

Security

[citizenship edit message](#)


American Community Survey

[Instructions](#)
[FAQs](#)
[Save and Log Out](#)

i You entered a year in the future. Please check your answer.

8 Is Daughter Person a citizen of the United States? ([Help](#))

- Yes, born in the United States
 Yes, born in Puerto Rico, Guam, the U.S. Virgin Islands, or Northern Marianas
 Yes, born abroad of U.S. citizen parent or parents
 Yes, U.S. citizen by naturalization - *Enter year of naturalization*

→

- No, not a U.S. citizen

[← Previous](#)
[Next →](#)

Where You Are

[Basic Info](#)
[Housing Questions](#)
[Person Info](#)

- [Sample Person](#)

- [Wife Person](#)

- [Daughter Person](#)

[Contact Us](#)
[Accessibility](#)
[Privacy](#)
[Security](#)

citizenship (placeofbirth left blank)

American Community Survey

Instructions
FAQs
Save and Log Out

8 Is Wife Person a citizen of the United States? [\(Help\)](#)

Yes, born in the United States

Yes, born in Puerto Rico, Guam, the U.S. Virgin Islands, or Northern Marianas

Yes, born abroad of U.S. citizen parent or parents

Yes, U.S. citizen by naturalization - *Enter year of naturalization*

No, not a U.S. citizen

Where You Are

Basic Info

Housing Questions

Person Info

- Sample Person
- Wife Person
- Daughter Person

◀ Previous

Next ▶

Contact Us
Accessibility
Privacy
Security



American Community Survey

[Instructions](#)
[FAQs](#)
[Save and Log Out](#)

- 9** When did Daughter Person come to live in the United States? *If Daughter Person came to live in the United States more than once, enter the latest year.* ([Help](#))

YYYY

[← Previous](#)
[Next →](#)

Where You Are

[Basic Info](#)
[Housing Questions](#)
[Person Info](#)

- [Sample Person](#)

- [Wife Person](#)

- [Daughter Person](#)

[Contact Us](#)
[Accessibility](#)
[Privacy](#)
[Security](#)

The screenshot shows a help modal window titled "Help" with a close button (x) in the top right corner. The modal content is as follows:

Why We Ask?

We ask about place of birth, citizenship, and year of entry to provide statistics about citizens and the foreign-born population. These statistics are essential for agencies and policy makers setting and evaluating immigration policies and laws, understanding the experience of different immigrant groups, and monitoring against discrimination. These statistics are also used to tailor services to accommodate cultural differences.

[- Click Here to Collapse Additional Text](#)

Examples of Federal Uses

- Used in the enforcement responsibilities under the Voting Rights Act's bilingual requirements, to determine who is eligible to vote, and in court cases.
- Used to enforce against discrimination in education, employment, voting, financial assistance, and housing.

Examples of Other Uses

- State and local agencies use these statistics to understand the needs of all the groups in their communities over time.
- Researchers and advocacy groups use the data to examine the size and characteristics of the native and foreign-born populations over time.

At the bottom right of the modal is a green button labeled "Close Help".

The background of the screenshot shows the United States Census Bureau logo and the title "Year of Entry Survey". A navigation menu on the right includes "Save and Log Out", "Where You Are", "Personal Info", "Missing Questions", "Person Info", "Simple Person", "Life Person", and "Daughter Person". A "Previous" button is visible on the left side of the survey question area.

yearofentry edit message



American Community Survey

[Instructions](#)
[FAQs](#)
[Save and Log Out](#)

i You entered a year in the future. Please check your answer.

9 When did Sample Person come to live in the United States? *If Sample Person came to live in the United States more than once, enter the latest year.* [\(Help\)](#)

YYYY

2100

[← Previous](#)
[Next →](#)

Where You Are

[Basic Info](#)
[Housing Questions](#)
[Person Info](#)

- [Sample Person](#)

- [Wife Person](#)

- [Daughter Person](#)

[Contact Us](#)
[Accessibility](#)
[Privacy](#)
[Security](#)
[Return to Top](#)

attendschool



American Community Survey

[Instructions](#)
[FAQs](#)
[Save and Log Out](#)

10 a. At any time IN THE LAST 3 MONTHS, has Sample Person attended school or college?

Include only nursery or preschool, kindergarten, elementary school, home school, and schooling which leads to a high school diploma or a college degree. [\(Help\)](#)

- No, has not attended in the last 3 months
- Yes, public school, public college
- Yes, private school, private college, home school

[← Previous](#)
[Next →](#)

Where You Are

[Basic Info](#)
[Housing Questions](#)
[Person Info](#)


- [Sample Person](#)

- [Wife Person](#)

- [Daughter Person](#)

[Contact Us](#)
[Accessibility](#)
[Privacy](#)
[Security](#)
[Return to Top](#)

attendschool help



**United States[®]
Census**
Bureau

Community Survey

[Save and Log Out](#)

[Where You Are](#)

[Public Info](#)

[Missing Questions](#)

[Person Info](#)

[Simple Person](#)

[Life Person](#)

[Daughter Person](#)

Instructions

10 a. At any time during the survey, you can choose to include only those people who are currently attending school or college.

No, has not attended school or college

Yes, public school

Yes, private school

[← Previous](#)

Help ×

Why We Ask?

We ask about whether a person is attending school or college to create statistics about school enrollment. These statistics are used to analyze the characteristics and needs of school-age children and to understand the continuing education needs of adults.

[- Click Here to Collapse Additional Text](#)

Examples of Federal Uses

- Used to enforce against discrimination in education by state and local governments, including ensuring appropriate action to assist English language learners in overcoming language barriers, and monitoring desegregation.
- Used to provide funds to states based on the number of adults without a diploma.

Examples of Other Uses

- Colleges, universities, and businesses may use this information to bridge gaps between the education of people who need jobs and the requirements of employers.

Help

Category:	Definition:
Public School	Supported and controlled primarily by local, county, state or federal government
Private school	Supported and controlled primarily by religious organization or other private group
Home school	Parental guided education outside of public or private school for grades 1-12

[Close Help](#)

[Contact Us](#)

[Privacy](#) [Security](#)

whatgrade



American Community Survey

Instructions

FAQs

Save and Log Out

10 b. What grade or level was Sample Person attending? ([Help](#))

- Nursery school, preschool
- Kindergarten
- Grade 1 through 12 - *Specify grade 1-12*
-
- College undergraduate years (freshman to senior)
- Graduate or professional school beyond a bachelor's degree (*for example: MA or PhD program, or medical or law school*)

◀ Previous

Next ▶

Where You Are

Basic Info

Housing Questions

Person Info

• Sample Person

• Wife Person

• Daughter Person

Contact Us

Accessibility

Privacy

Security

[Return to Top](#)

[whatgrade help](#)

The image shows a screenshot of the United States Census Bureau's 'What Grade' survey interface. A help modal is open, titled 'Help', with a close button in the top right corner. The modal content is as follows:

Why We Ask?
We ask about whether a person is attending school or college to create statistics about school enrollment. These statistics are used to analyze the characteristics and needs of school-age children and to understand the continuing education needs of adults.
[- Click Here to Collapse Additional Text](#)

Examples of Federal Uses

- Used to enforce against discrimination in education by state and local governments, including ensuring appropriate action to assist English language learners in overcoming language barriers, and monitoring desegregation.
- Used to provide funds to states based on the number of adults without a diploma.

Examples of Other Uses

- Colleges, universities, and businesses may use this information to bridge gaps between the education of people who need jobs and the requirements of employers.

Help

- Only record grades that the person attended in the LAST 3 MONTHS
- If this is currently a summer month → do NOT record grades the person will attend in the future

At the bottom right of the modal is a green button labeled 'Close Help'.

The background shows the 'United States Census Bureau' logo and the 'What Grade' survey title. The survey question is '10 b. What grade was the person attending school or college in the last 3 months?' with radio button options for 'Nursery school', 'Kindergarten', 'Grade 1 through 12', 'College or university', and 'Graduate or professional program'. A 'Previous' button is visible on the left. On the right, there are links for 'Save and Log Out', 'Where You Are', 'Personal Info', 'Missing Questions', 'Person Info', 'Simple Person', 'Life Person', and 'Daughter Person'. The footer contains 'Contact Us', 'Accessibility', 'Privacy', and 'Security' links.

whatgrade arrow and highlighting

American Community Survey

Instructions
FAQs
Save and Log Out

10 b. What grade or level was Sample Person attending? ([Help](#))

Nursery school, preschool

Kindergarten

Grade 1 through 12 - *Specify grade 1-12*

→

College undergraduate years (freshman to senior)

Graduate or professional school beyond a bachelor's degree (*for example: MA or PhD program, or medical or law school*)

Where You Are

Basic Info

Housing Questions

Person Info

• Sample Person

• Wife Person


• Daughter Person

← Previous

Next →

Contact Us
Accessibility
Privacy
Security

whatgrade edit message



American Community Survey

Instructions
FAQs
Save and Log Out

! Please specify a grade between 01 and 12.

10 b. What grade or level was Sample Person attending? ([Help](#))

Nursery school, preschool

Kindergarten

Grade 1 through 12 - *Specify grade 1-12*

→

College undergraduate years (freshman to senior)

Graduate or professional school beyond a bachelor's degree (*for example: MA or PhD program, or medical or law school*)

← Previous
Next →

Where You Are

Basic Info

Housing Questions

Person Info

- Sample Person
- Wife Person
- Daughter Person

Contact Us
Accessibility
Privacy
Security

highestlevel



American Community Survey

[Instructions](#)
[FAQs](#)
[Save and Log Out](#)

- 11** What is the highest degree or level of school Sample Person has COMPLETED? *If currently enrolled, select the previous grade or highest degree received.* ([Help](#))

NO SCHOOLING COMPLETED

- No schooling completed

NURSERY OR PRESCHOOL THROUGH GRADE 12

- Nursery School
- Kindergarten
- Grade 1 through 11 - *Specify grade 1-11*

- 12th grade - **NO DIPLOMA**

HIGH SCHOOL GRADUATE

- Regular high school diploma
- GED or alternative credential

COLLEGE OR SOME COLLEGE

- Some college credit, but less than 1 year of college credit
- 1 or more years of college credit, no degree
- Associate's degree (*for example: AA, AS*)
- Bachelor's degree (*for example: BA, BS*)

AFTER BACHELOR'S DEGREE

- Master's degree (*for example: MA, MS, MEng, MEd, MSW, MBA*)
- Professional degree beyond a bachelor's degree (*for example: MD, DDS, DVM, LLB, JD*)
- Doctorate degree (*for example: PhD, EdD*)

[← Previous](#)
[Next →](#)

Where You Are

[Basic Info](#)
[Housing Questions](#)
[Person Info](#)

- Sample Person

- Wife Person

- Daughter Person

[Contact Us](#)
[Accessibility](#)
[Privacy](#)
[Security](#)
[Return to Top](#)

highestlevel help

United States
Census
Bureau

Instructions

11 What is the highest level of school a person has completed, currently enrolled in?

NO SCHOOL

No school

NURSERY SCHOOL

Nursery school

Kindergarten

Grade 1

Grade 2

Grade 3

Grade 4

Grade 5

Grade 6

Grade 7

Grade 8

Grade 9

Grade 10

Grade 11

Grade 12

HIGH SCHOOL

Regular high school

GED or alternative credential

COLLEGE

Some college

1 or more years of college

Associate's degree

Bachelor's degree

AFTER BACHELOR'S

Master's degree

Professional degree

Doctorate

[← Previous](#)

[Contact Us](#)

Help ×

Why We Ask?

We ask about the highest degree or level of school a person has completed, and the field of any Bachelor's degree, to produce statistics about educational attainment. These statistics are used to measure changes in education over time, evaluate the educational attainment of the workforce, and to identify the educational and training needs of adults.

[- Click Here to Collapse Additional Text](#)

Examples of Federal Uses

- Used to enforce against discrimination in employment, recognizing that some occupations have educational qualifications.
- Used to enforce against discrimination in education by state and local governments, including ensuring appropriate action to assist English language learners, and monitoring desegregation.

Examples of Other Uses

- Researchers use this information to investigate changes in educational attainment over time, and how it is related to other factors such as parents' education and health.

Help

- Select highest grade or level of schooling person has **COMPLETED** or **highest degree** received
- School completed in foreign or ungraded school → report equivalent level of schooling in regular American school system
- No college courses completed for credit → select highest level completed below college level
- If currently enrolled and the school year is in progress → select previous grade or level completed prior to this year

Category:	Definition:
General Education Development (GED) or alternative credential	The person did not receive a regular high school diploma, BUT Completed high school by receiving a GED or other formal recognition of high school completion from a school or government authority
Some college credit, but less than 1 year of college credit	The person has NOT completed enough college credit to be counted as a sophomore
Professional degree beyond a bachelor's degree	Do NOT include: <ul style="list-style-type: none"> Certificates or diplomas for training in specific trades or occupations, such as computer and electronics technology, medical assistant, or cosmetology Post-bachelor's certificates that are related to occupational training, such as teaching, accounting, or engineering

[Close Help](#)

Community Survey

[Save and Log Out](#)

[Where You Are](#)

[Basic Info](#)

[Missing Questions](#)

[Person Info](#)

[Sample Person](#)

[Wife Person](#)

[Daughter Person](#)

[Ability](#) [Privacy](#) [Security](#)

highestlevel arrow and highlighting



American Community Survey

Instructions

FAQs

Save and Log Out

- 11** What is the highest degree or level of school Sample Person has COMPLETED? *If currently enrolled, select the previous grade or highest degree received.* ([Help](#))

NO SCHOOLING COMPLETED

- No schooling completed

NURSERY OR PRESCHOOL THROUGH GRADE 12

- Nursery School
- Kindergarten
- Grade 1 through 11 - *Specify grade 1-11*

→

- 12th grade - **NO DIPLOMA**

HIGH SCHOOL GRADUATE

- Regular high school diploma
- GED or alternative credential

COLLEGE OR SOME COLLEGE

- Some college credit, but less than 1 year of college credit
- 1 or more years of college credit, no degree
- Associate's degree (*for example: AA, AS*)
- Bachelor's degree (*for example: BA, BS*)

AFTER BACHELOR'S DEGREE

- Master's degree (*for example: MA, MS, MEng, MEd, MSW, MBA*)
- Professional degree beyond a bachelor's degree (*for example: MD, DDS, DVM, LLB, JD*)
- Doctorate degree (*for example: PhD, EdD*)

← Previous

Next →

Where You Are

Basic Info

Housing Questions

Person Info

• Sample Person

• Wife Person

• Daughter Person

Contact Us


Accessibility

Privacy

Security

[Return to Top](#)

highestlevel edit message



American Community Survey

Instructions
FAQs
Save and Log Out

i Please specify a grade between 01 and 11.

11 What is the highest degree or level of school Sample Person has COMPLETED? *If currently enrolled, select the previous grade or highest degree received.* [\(Help\)](#)

NO SCHOOLING COMPLETED

No schooling completed

NURSERY OR PRESCHOOL THROUGH GRADE 12

Nursery School

Kindergarten

Grade 1 through 11 - *Specify grade 1-11*

→

12th grade - **NO DIPLOMA**

HIGH SCHOOL GRADUATE

Regular high school diploma

GED or alternative credential

COLLEGE OR SOME COLLEGE

Some college credit, but less than 1 year of college credit

1 or more years of college credit, no degree

Associate's degree *(for example: AA, AS)*

Bachelor's degree *(for example: BA, BS)*

AFTER BACHELOR'S DEGREE

Master's degree *(for example: MA, MS, MEng, MEd, MSW, MBA)*

Professional degree beyond a bachelor's degree *(for example: MD, DDS, DVM, LLB, JD)*

Doctorate degree *(for example: PhD, EdD)*

← Previous
Next →

Where You Are

Basic Info

Housing Questions

Person Info

- Sample Person
- Wife Person
- Daughter Person

Contact Us
Accessibility
Privacy
Security



American Community Survey

[Instructions](#)
[FAQs](#)
[Save and Log Out](#)

- 12** This question focuses on Sample Person's BACHELOR'S DEGREE. Please enter the specific major(s) of any BACHELOR'S DEGREES Sample Person has received. (For example: *chemical engineering, elementary teacher education, organizational psychology*) [\(Help\)](#)

[← Previous](#)
[Next →](#)

Where You Are

[Basic Info](#)
[Housing Questions](#)
Person Info

- Sample Person

- Wife Person

- Daughter Person

[Contact Us](#)
[Accessibility](#)
[Privacy](#)
[Security](#)

[fieldofdegree help](#)

The screenshot shows a help modal window titled "Help" with a close button (x) in the top right corner. The modal is overlaid on a page from the United States Census Bureau. The background page includes the "United States Census Bureau" logo, a "fieldofdegree" question, and a "Help" link. The help modal contains the following text:

Why We Ask?
We ask about the highest degree or level of school a person has completed, and the field of any Bachelor's degree, to produce statistics about educational attainment. These statistics are used to measure changes in education over time, evaluate the educational attainment of the workforce, and to identify the educational and training needs of adults.

- [Click Here to Collapse Additional Text](#)

Examples of Federal Uses

- Used to enforce against discrimination in employment, recognizing that some occupations have educational qualifications.
- Used to enforce against discrimination in education by state and local governments, including ensuring appropriate action to assist English language learners, and monitoring desegregation.

Examples of Other Uses

- Researchers use this information to investigate changes in educational attainment over time, and how it is related to other factors such as parents' education and health.

Help
More than one bachelor's degree or major → enter names of specific majors for all bachelor's degrees

[Close Help](#)

The background page also shows a "Previous" button and a "Save and Log Out" button. The footer of the page includes "Contact Us", "Accessibility", "Privacy", and "Security" links.

ancestry



American Community Survey

[Instructions](#)
[FAQs](#)
[Save and Log Out](#)

13 What is Sample Person's ancestry or ethnic origin? ([Help](#))

(For example: Italian, Jamaican, African Am., Cambodian, Cape Verdean, Norwegian, Dominican, French Canadian, Haitian, Korean, Lebanese, Polish, Nigerian, Mexican, Taiwanese, Ukrainian, and so on.)

[← Previous](#)
[Next →](#)

Where You Are

[Basic Info](#)
[Housing Questions](#)
[Person Info](#)

- Sample Person

- Wife Person

- Daughter Person

[Contact Us](#)
[Accessibility](#)
[Privacy](#)
[Security](#)
[Return to Top](#)

[ancestry help](#)

The screenshot shows a help modal window titled "Help" with a close button (X) in the top right corner. The modal is overlaid on a background of the United States Census Bureau website. The background includes the "United States Census Bureau" logo, a navigation menu with "Instructions" and "Where You Are", and a question titled "13 What is Sa...". The question text is partially obscured by the modal. The modal content is as follows:

Why We Ask?

We ask about a person's ancestry to understand the ethnic origins of the population. These statistics are needed to measure the characteristics of ethnic groups and to tailor services to accommodate cultural differences.

[- Click Here to Collapse Additional Text](#)

Examples of Federal Uses

- Used to enforce against discrimination in education, employment, voting, financial assistance, and housing.
- Used to investigate whether there are differences by ancestry in education, employment, home ownership, health, income and many other areas of interest to policymakers.

Examples of Other Uses

- State and local agencies use these statistics to understand the needs of all the groups in their communities.
- Researchers and advocacy groups use the data to examine the size and characteristics of ancestry groups over time.

Help

- Ancestry refers to the person's ethnic origin or descent, "roots," or heritage
- Ancestry may also refer to the country of birth of the person or the person's parents or ancestors before their arrival in the U.S.
- Do NOT report a religious group as person's ancestry
- A person may report two ancestry groups (for example: German, Irish)
- Answer for **ALL** persons, regardless of race, Hispanic origin, or place of birth.

At the bottom right of the modal is a "Close Help" button. The background website also shows a "Previous" button and a "Contact Us" link at the bottom left, and "Privacy" and "Security" links at the bottom right.

language



American Community Survey

[Instructions](#)
[FAQs](#)
[Save and Log Out](#)

14 a. Does Sample Person speak a language other than English at home? ([Help](#))

- Yes
 No

[← Previous](#)
[Next →](#)

Where You Are

[Basic Info](#)
[Housing Questions](#)
[Person Info](#)


- [Sample Person](#)

- [Wife Person](#)

- [Daughter Person](#)

[Contact Us](#)
[Accessibility](#)
[Privacy](#)
[Security](#)
[Return to Top](#)

[language help](#)



United States[®]
Census
Bureau

Community Survey

[Save and Log Out](#)

[Where You Are](#)

[Public Info](#)

[Asking Questions](#)

[Person Info](#)

[Simple Person](#)

[Life Person](#)

[Daughter Person](#)

Instructions

14 a. Does Sa

Yes

No

[← Previous](#)

Help ×

Why We Ask?

We ask questions about whether a person speaks a language other than English at home, what language they speak, and how well they speak English, to create statistics about language. These statistics help the federal government understand how well people in each community speak English, and plan programs for adults and children who do not speak English well. This information is also used to ensure that information about public health, law, regulations, voting, and safety is communicated in languages that community members understand.

[- Click Here to Collapse Additional Text](#)

Examples of Federal Uses

- Used to report the housing needs of minorities, including non-native English speakers. State and Local governments receiving grants from Community Development Block Grants program, HOME Investment Partnership Program, Emergency Solutions Grant and Housing Opportunities for Persons with AIDS programs are required by law to report these needs.
- Used in the enforcement responsibilities under the Voting Rights Act's bilingual requirements, to determine who is eligible to vote, and in court cases.

Examples of Other Uses

- State and local agencies use these statistics to provide translation services and information about voting, emergency planning, law enforcement, etc. in languages that residents understand.
- Public health officials use this information to determine whether there could be language or cultural barriers to obtaining health care.


Help

If:	Then select:
<ul style="list-style-type: none"> The person sometimes or always speaks language other than English at home 	Yes
<ul style="list-style-type: none"> The person speaks a non-English language only at school, OR Non-English is limited to a few expressions or slang 	No

[Close Help](#)

[Return to Top](#)

whatlanguage



American Community Survey

Instructions
FAQs
Save and Log Out

14 a. Does Sample Person speak a language other than English at home? ([Help](#))

Yes

No

b. What is this language? ([Help](#))

For example: Korean, Italian, Spanish, Vietnamese

◀ Previous
Next ▶

Where You Are

Basic Info

Housing Questions


Person Info

- Sample Person
- Wife Person
- Daughter Person

Contact Us
Accessibility
Privacy
Security

[Return to Top](#)

whatlanguage help



Community Survey

Instructions

14 a. Does Sa

Yes

No

b. What is t

For example

[← Previous](#)

Help ×

Why We Ask?

We ask questions about whether a person speaks a language other than English at home, what language they speak, and how well they speak English, to create statistics about language. These statistics help the federal government understand how well people in each community speak English, and plan programs for adults and children who do not speak English well. This information is also used to ensure that information about public health, law, regulations, voting, and safety is communicated in languages that community members understand.

- [Click Here to Collapse Additional Text](#)

Examples of Federal Uses

- Used to report the housing needs of minorities, including non-native English speakers. State and Local governments receiving grants from Community Development Block Grants program, HOME Investment Partnership Program, Emergency Solutions Grant and Housing Opportunities for Persons with AIDS programs are required by law to report these needs.
- Used in the enforcement responsibilities under the Voting Rights Act's bilingual requirements, to determine who is eligible to vote, and in court cases.

Examples of Other Uses

- State and local agencies use these statistics to provide translation services and information about voting, emergency planning, law enforcement, etc. in languages that residents understand.
- Public health officials use this information to determine whether there could be language or cultural barriers to obtaining health care.

Help

If:	Then:
<ul style="list-style-type: none"> The person speaks more than one non-English language, AND Cannot determine which is spoken more often 	Report language first learned to speak

[Close Help](#)

[Save and Log Out](#)

[Where You Are](#)

[ic Info](#)

[ising Questions](#)

[son Info](#)

[mple Person](#)

[ife Person](#)

[ughter Person](#)

[Privacy](#) [Security](#)



American Community Survey

[Instructions](#)
[FAQs](#)
[Save and Log Out](#)

14 c. How well does Sample Person speak English? ([Help](#))

- Very well
 Well
 Not well
 Not at all

[← Previous](#)
[Next →](#)

Where You Are

[Basic Info](#)
[Housing Questions](#)
[Person Info](#)

- [Sample Person](#)

- [Wife Person](#)

- [Daughter Person](#)

[Contact Us](#)
[Accessibility](#)
[Privacy](#)
[Security](#)

United States[®] Census Bureau

Community Survey

Instructions

14 c. How well...
 Very well
 Well
 Not well
 Not at all

Why We Ask?
We ask questions about whether a person speaks a language other than English at home, what language they speak, and how well they speak English, to create statistics about language. These statistics help the federal government understand how well people in each community speak English, and plan programs for adults and children who do not speak English well. This information is also used to ensure that information about public health, law, regulations, voting, and safety is communicated in languages that community members understand.
[- Click Here to Collapse Additional Text](#)

Examples of Federal Uses

- Used to report the housing needs of minorities, including non-native English speakers. State and Local governments receiving grants from Community Development Block Grants program, HOME Investment Partnership Program, Emergency Solutions Grant and Housing Opportunities for Persons with AIDS programs are required by law to report these needs.
- Used in the enforcement responsibilities under the Voting Rights Act's bilingual requirements, to determine who is eligible to vote, and in court cases.

Examples of Other Uses

- State and local agencies use these statistics to provide translation services and information about voting, emergency planning, law enforcement, etc. in languages that residents understand.
- Public health officials use this information to determine whether there could be language or cultural barriers to obtaining health care.

Close Help

Save and Log Out
Where You Are
ic Info
ising Questions
son Info
mple Person
ife Person
ughter Person

Contact Us **Privacy** **Security**

[residencelastyear](#)


American Community Survey

[Instructions](#)
[FAQs](#)
[Save and Log Out](#)

15 a. Did Sample Person live in this mobile home 1 year ago? [\(Help\)](#)

- Yes, this mobile home
- No, outside the United States and Puerto Rico - *Enter name of foreign country, or U.S. Virgin Islands, Guam, etc., below.*

- No, different house in the United States or Puerto Rico

[← Previous](#)
[Next →](#)

Where You Are

[Basic Info](#)
[Housing Questions](#)
[Person Info](#)


- [Sample Person](#)

- [Wife Person](#)

- [Daughter Person](#)

[Contact Us](#)
[Accessibility](#)
[Privacy](#)
[Security](#)
[Return to Top](#)

residencelastyear help



United States[®]
Census
Bureau

Residential Mobility Survey

Instructions

15 a. Did Sam
 Yes, this
 No, outside
 Virgin Isl
 No, differ

[← Previous](#)

Help ×

Why We Ask?

We ask questions about whether a person moved in the last year, and where he or she lived one year ago to create statistics about where people are moving (among countries, and within the United States). These statistics help federal agencies understand the effects of immigration and migration in both urban and rural areas.

[- Click Here to Collapse Additional Text](#)

Examples of Federal Uses

- Used to produce estimates of international migration.
- Used to provide funds to States with unusually large refugee populations and high refugee concentrations.

Examples of Other Uses

- State and local agencies use these statistics to estimate residential turnover in their communities and to forecast population changes.
- These statistics are used to plan programs, services, and infrastructure for new residents when there is a trend in people arriving, or to plan programs that attract new residents or employers when there is a trend in people leaving.

Help

If the person:	Then:
Did not live in United States or Puerto Rico one year ago	<ul style="list-style-type: none"> Select "No, outside the United States and Puerto Rico" AND Enter the name of the foreign country, or U.S. Virgin Islands, Guam, etc., where the person lived <ul style="list-style-type: none"> Be specific when entering name of foreign country. For example: <ul style="list-style-type: none"> Czech Republic or Slovakia (not Czechoslovakia) North or South Korea (not Korea) Specify particular country or island in Caribbean. <ul style="list-style-type: none"> For example, Jamaica (not West Indies)

[Save and Log Out](#)

[Where You Are](#)

[ic Info](#)

[ising Questions](#)

[son Info](#)

[mple Person](#)

[ife Person](#)

[ughter Person](#)

[Contact Us](#) [Privacy](#) [Security](#)

[Close Help](#)

residencelastyear arrow and highlighting



American Community Survey

Instructions

FAQs

Save and Log Out

15 a. Did Sample Person live in this mobile home 1 year ago? [\(Help\)](#)

Yes, this mobile home

No, outside the United States and Puerto Rico - *Enter name of foreign country, or U.S. Virgin Islands, Guam, etc., below.*



No, different house in the United States or Puerto Rico

← Previous

Next →

Where You Are

Basic Info

Housing Questions

Person Info

• Sample Person

• Wife Person

• Daughter Person

Contact Us

Accessibility

Privacy

Security

[Return to Top](#)

residencelastyear edit message



American Community Survey

Instructions
FAQs
Save and Log Out

! Please specify the foreign country where this person lived last year.

15 a. Did Sample Person live in this mobile home 1 year ago? ([Help](#))

Yes, this mobile home

No, outside the United States and Puerto Rico - *Enter name of foreign country, or U.S. Virgin Islands, Guam, etc., below.*

➔

No, different house in the United States or Puerto Rico

← Previous
Next →

Where You Are

- Basic Info
- Housing Questions
- Person Info
 - Sample Person
 - Wife Person
 - Daughter Person

Contact Us
Accessibility
Privacy
Security

[addresslastyear](#)

American Community Survey

[Instructions](#)
[FAQs](#)
[Save and Log Out](#)

15 b. Where did Ref Person Doe live 1 year ago? ([Help](#))

Address (Number and street name)

Name of city, town, or post office

Name of U.S. county or municipio in Puerto Rico

Name of U.S. state or Puerto Rico

ZIP Code

[← Previous](#)
[Next →](#)

Where You Are

Basic Info

Housing Questions

Person Info

• Ref Person Doe

• Wife Doe

• Bio Son Doe

• Step Daughter Doe

• Grandson Doe

[Contact Us](#)
[Accessibility](#)
[Privacy](#)
[Security](#)
[Return to Top](#)

[addresslastyear \(subsequent household member\)](#)



American Community Survey

[Instructions](#)

[FAQs](#)

[Save and Log Out](#)

15 b. Where did Daughter Person live 1 year ago? ([Help](#))

Same address as Sample Person

Address (Number and street name)

Name of city, town, or post office

Name of U.S. county or municipio in Puerto Rico

Name of U.S. state or Puerto Rico

ZIP Code

[← Previous](#)

[Next →](#)

Where You Are

Basic Info

Housing Questions

Person Info

• Sample Person

• Wife Person

• Daughter Person

[Contact Us](#)


[Accessibility](#)

[Privacy](#)

[Security](#)

[Return to Top](#)

addresslastyear help



Instructions

15 b. Where did you live one year ago?

Address (Number and street name)

Name of city or town

Name of U.S. county or municipio in Puerto Rico

Name of U.S. state

Select Name of U.S. county or municipio in Puerto Rico

ZIP Code

[Previous](#)

[Contact Us](#)

Help ✕

Why We Ask?

We ask questions about whether a person moved in the last year, and where he or she lived one year ago to create statistics about where people are moving (among countries, and within the United States). These statistics help federal agencies understand the effects of immigration and migration in both urban and rural areas.

[- Click Here to Collapse Additional Text](#)

Examples of Federal Uses

- Used to produce estimates of international migration.
- Used to provide funds to States with unusually large refugee populations and high refugee concentrations.

Examples of Other Uses

- State and local agencies use these statistics to estimate residential turnover in their communities and to forecast population changes.
- These statistics are used to plan programs, services, and infrastructure for new residents when there is a trend in people arriving, or to plan programs that attract new residents or employers when there is a trend in people leaving.

Help

Include:

- House or structure number;
- Street name;
- Street type (for example, St., Road, Ave.);
- Street direction (if a direction such as "North" is part of the address).
 - For example, enter 1239 Main St. or 1239 Main St., N.W., not just 1239 Main.

If:	Then:
Lived in Puerto Rico	Address should also include name of development or condominium
Only known address is a post office box	<ul style="list-style-type: none"> Do NOT give a post office box number Give description of residence location. For example, enter: <ul style="list-style-type: none"> Name of the building where the person lived Nearest intersection Name of military base or installation Nearest street where residence located

Name of U.S. county or municipio in Puerto Rico:

If:	Then:
Lived in Louisiana	Enter parish name
Lived in Alaska	Enter borough or census area name, if known
Lived in New York City AND county name is not known	Enter borough name
Lived in independent city (not in any county)	Leave blank
Lived in Washington, D.C.	Leave blank

[Close Help](#)

City Survey

[Save and Log Out](#)

Where You Are

[Basic Info](#)

[Moving Questions](#)

[Person Info](#)

[Simple Person](#)

[Life Person](#)

[Daughter Person](#)

[Privacy](#) [Security](#)

insurance



American Community Survey

[Instructions](#)
[FAQs](#)
[Save and Log Out](#)

- 16** Is Sample Person CURRENTLY covered by any of the following types of health insurance or health coverage plans?

Select "Yes" or "No" for EACH type of coverage in items a - h. [\(Help\)](#)

	Yes	No
a. Insurance through a current or former employer or union of Sample Person or another family member	<input type="radio"/>	<input type="radio"/>
b. Insurance purchased directly from an insurance company by Sample Person or another family member	<input type="radio"/>	<input type="radio"/>
c. Medicare, for people 65 and older, or people with certain disabilities	<input type="radio"/>	<input type="radio"/>
d. Medicaid, Medical Assistance, or any kind of government-assistance plan for those with low incomes or a disability	<input type="radio"/>	<input type="radio"/>
e. TRICARE or other military health care	<input type="radio"/>	<input type="radio"/>
f. VA (enrolled for VA health care)	<input type="radio"/>	<input type="radio"/>
g. Indian Health Service	<input type="radio"/>	<input type="radio"/>
h. Any other type of health insurance or health coverage plan - <i>Specify</i>	<input type="radio"/>	<input type="radio"/>
<input type="text"/>		

[← Previous](#)
[Next →](#)
Where You Are
[Basic Info](#)
[Housing Questions](#)
[Person Info](#)

- Sample Person

- Wife Person

- Daughter Person

[Contact Us](#)
[Accessibility](#)
[Privacy](#)
[Security](#)
[Return to Top](#)

[insurance help](#)

United States[®] Census Bureau

Community Survey

Instructions

16 Is Sample Person insurance coverage? (Select "Yes" or "No")

Select "Yes" if the person has any type of health insurance coverage, including:

- a. Insurance through an employer or self
- b. Insurance through a union
- c. Medicaid
- d. Medicare
- e. TRICARE
- f. VA (enrolled in a health care program)
- g. Indian Health Service
- h. Any other type of health insurance

Why We Ask?

We ask questions about health insurance to create statistics about the percentage of the population covered by health insurance, and the sources of their health insurance. These statistics help federal agencies better understand health insurance coverage, state and local health insurance needs, and to help federal agencies accurately distribute resources and plan programs.

[- Click Here to Collapse Additional Text](#)

Examples of Federal Uses

- Used to identify vulnerable populations that might have limited health care access, poor health quality, and poor health outcomes.
- Used in the Marketplace, Medicaid, and Children's Health Insurance Program (CHIP) to target efforts to enroll eligible people and provide Navigator funding.
- Used to project the demand for VA extended health care services.

Examples of Other Uses

- State and local agencies use these statistics to understand gaps in community services, and to plan services for everyone, including the uninsured.
- Researchers use these statistics to understand the effect of health care policies, and to understand who is covered by health insurance and the sources of their insurance.

Help

Do NOT include:


- Plans that cover only one type of health care (such as dental plans)
- Plans that only cover a person in case of an accident or disability

Close Help

[Contact Us](#) [Accessibility](#) [Privacy](#) [Security](#)

[Return to Top](#)

insurance arrow and highlighting



American Community Survey

Instructions
FAQs
Save and Log Out

16 Is Sample Person CURRENTLY covered by any of the following types of health insurance or health coverage plans?

Select "Yes" or "No" for EACH type of coverage in items a - h. [\(Help\)](#)

	Yes	No
a. Insurance through a current or former employer or union of Sample Person or another family member	<input type="radio"/>	<input type="radio"/>
b. Insurance purchased directly from an insurance company by Sample Person or another family member	<input type="radio"/>	<input type="radio"/>
c. Medicare, for people 65 and older, or people with certain disabilities	<input type="radio"/>	<input type="radio"/>
d. Medicaid, Medical Assistance, or any kind of government-assistance plan for those with low incomes or a disability	<input type="radio"/>	<input type="radio"/>
e. TRICARE or other military health care	<input type="radio"/>	<input type="radio"/>
f. VA (enrolled for VA health care)	<input type="radio"/>	<input type="radio"/>
g. Indian Health Service	<input type="radio"/>	<input type="radio"/>
h. Any other type of health insurance or health coverage plan - <i>Specify</i>	<input checked="" type="radio"/>	<input type="radio"/>

→

← Previous
Next →

[Contact Us](#)

[Accessibility](#)
[Privacy](#)
[Security](#)

[Return to Top](#)

Where You Are


Basic Info

Housing Questions

Person Info

- Sample Person
- Wife Person
- Daughter Person

insurance edit message



American Community Survey

Instructions
FAQs
Save and Log Out

i Please specify the other type of health insurance or health coverage plan this person receives.

16 Is Sample Person CURRENTLY covered by any of the following types of health insurance or health coverage plans?

Select "Yes" or "No" for EACH type of coverage in items a - h. [\(Help\)](#)

	Yes	No
a. Insurance through a current or former employer or union of Sample Person or another family member	<input type="radio"/>	<input type="radio"/>
b. Insurance purchased directly from an insurance company by Sample Person or another family member	<input type="radio"/>	<input type="radio"/>
c. Medicare, for people 65 and older, or people with certain disabilities	<input type="radio"/>	<input type="radio"/>
d. Medicaid, Medical Assistance, or any kind of government-assistance plan for those with low incomes or a disability	<input type="radio"/>	<input type="radio"/>
e. TRICARE or other military health care	<input type="radio"/>	<input type="radio"/>
f. VA (enrolled for VA health care)	<input type="radio"/>	<input type="radio"/>
g. Indian Health Service	<input type="radio"/>	<input type="radio"/>
h. Any other type of health insurance or health coverage plan - <i>Specify</i>	<input checked="" type="radio"/>	<input type="radio"/>

→

← Previous
Next →

[Contact Us](#)

[Accessibility](#)
[Privacy](#)
[Security](#)

[Return to Top](#)

Where You Are

Basic Info

Housing Questions

Person Info

• Sample Person

• Wife Person

• Daughter Person

premium



American Community Survey

[Instructions](#)
[FAQs](#)
[Save and Log Out](#)

17 a. Is there a premium for this plan? *A premium is a fixed amount of money paid on a regular basis for health coverage. It does not include copays, deductibles, or other expenses such as prescription costs.* [\(Help\)](#)

- Yes
- No

[← Previous](#)
[Next →](#)

Where You Are

[Basic Info](#)
[Housing Questions](#)
[Person Info](#)

- [Sample Person](#)

- [Wife Person](#)

- [Daughter Person](#)

[Contact Us](#)
[Accessibility](#)
[Privacy](#)
[Security](#)
[Return to Top](#)

premium help

The screenshot shows the United States Census Bureau website interface. A modal window titled "Help" is open, displaying the text: "If this person has more than one type of health insurance, answer this question while thinking about his/her primary health insurance." The modal includes a "Close Help" button. In the background, question 17 is visible: "a. Is there a basis for health insurance prescription?" with radio buttons for "Yes" and "No". Navigation buttons for "Previous" and "Next" are also present. The top right of the page shows "Save and Log Out" and "Where You Are" with a list of roles: "ic Info", "sing Questions", "son Info", "mple Person", "fe Person", and "Daughter Person". The footer contains "Contact Us", "Accessibility", "Privacy", and "Security".

deaf

United States[®]
Census
Bureau

American Community Survey

Instructions | **FAQs** | Save and Log Out

18 a. Is Sample Person deaf or does he have serious difficulty hearing? ([Help](#))

Yes

No

[← Previous](#) [Next →](#)

Where You Are
Basic Info
Housing Questions
Person Info
• Sample Person
• Wife Person
• Daughter Person

Contact Us Accessibility Privacy Security

[deaf help](#)

The screenshot shows a help modal window titled "Help" with a close button (X) in the top right corner. The modal content is as follows:

Why We Ask?

We ask questions about a person's difficulty with specific daily tasks to produce disability statistics. These statistics are used by federal agencies to understand the population with disabilities, to monitor against discrimination, and to distribute funds, provide services, and develop programs for people with disabilities.

[- Click Here to Collapse Additional Text](#)

Examples of Federal Uses

- Used to report the housing needs of disabled persons. State and local governments receiving grants from the Community Development Block Grant program, the HOME Investment Partnership Program, the Emergency Solutions Grants program, and the Housing Opportunities for Persons with AIDS program are required by law to report these needs.
- Used to enforce against discrimination in education and employment.
- Used to prepare and respond to disasters. Information about disability status is used to estimate the size and nature of populations in a disaster-affected area and determine how best to respond to community needs.


Examples of Other Uses

- State and local agencies use these statistics to plan programs and services for the disabled population.
- Advocacy groups use this information to advocate for public policy that ensures the independence and inclusion of people with disabilities in society.

At the bottom right of the modal is a "Close Help" button.

The background shows the United States Census Bureau website interface. The top left has the "United States Census Bureau" logo. Below it is a navigation menu with "Instructions" selected. The main content area shows question 18a: "a. Is Sample Person [] Yes [] No". A "Previous" button is visible to the left. On the right side, there is a "Disability Survey" header and a "Save and Log Out" button. Below that is a "Where You Are" section with a list of options: "Public Info", "Missing Questions", "Person Info", "Simple Person", "Life Person", and "Daughter Person". At the bottom of the page, there are links for "Contact Us", "Privacy", and "Security".

blind



American Community Survey

[Instructions](#)

[FAQs](#)

[Save and Log Out](#)

18 b. Is Sample Person blind or does he have serious difficulty seeing even when wearing glasses? ([Help](#))

Yes
 No

[← Previous](#)

[Next →](#)

Where You Are

Basic Info

Housing Questions

Person Info

- Sample Person
- Wife Person
- Daughter Person

[Contact Us](#)

[Accessibility](#)

[Privacy](#)

[Security](#)

[blind help](#)

United States[®] Census Bureau

Help x

Why We Ask?

We ask questions about a person's difficulty with specific daily tasks to produce disability statistics. These statistics are used by federal agencies to understand the population with disabilities, to monitor against discrimination, and to distribute funds, provide services, and develop programs for people with disabilities.

[- Click Here to Collapse Additional Text](#)

Examples of Federal Uses

- Used to report the housing needs of disabled persons. State and local governments receiving grants from the Community Development Block Grant program, the HOME Investment Partnership Program, the Emergency Solutions Grants program, and the Housing Opportunities for Persons with AIDS program are required by law to report these needs.
- Used to enforce against discrimination in education and employment.
- Used to prepare and respond to disasters. Information about disability status is used to estimate the size and nature of populations in a disaster-affected area and determine how best to respond to community needs.

Examples of Other Uses

- State and local agencies use these statistics to plan programs and services for the disabled population.
- Advocacy groups use this information to advocate for public policy that ensures the independence and inclusion of people with disabilities in society.

Close Help

United States Census Bureau

Disability Survey

Instructions

18 b. Is Sample Person wearing glasses? (b)

Yes

No

← Previous

Save and Log Out

Where You Are

Public Info

Missing Questions

Person Info

Simple Person


Life Person

Daughter Person

Contact Us

Privacy **Security**

difficultyconcent



American Community Survey

[Instructions](#) | [FAQs](#) | [Save and Log Out](#)

19 a. Because of a physical, mental, or emotional condition, does Sample Person have serious difficulty concentrating, remembering, or making decisions? ([Help](#))

Yes

No

[← Previous](#) [Next →](#)

Where You Are

- Basic Info
- Housing Questions
- Person Info
 - Sample Person
 - Wife Person
 - Daughter Person

[Contact Us](#) [Accessibility](#) [Privacy](#) [Security](#)

[difficultyconcent help](#)

The screenshot shows a help modal window titled "Help" with a close button (X) in the top right corner. The modal content is as follows:

Why We Ask?

We ask questions about a person's difficulty with specific daily tasks to produce disability statistics. These statistics are used by federal agencies to understand the population with disabilities, to monitor against discrimination, and to distribute funds, provide services, and develop programs for people with disabilities.

[- Click Here to Collapse Additional Text](#)

Examples of Federal Uses

- Used to report the housing needs of disabled persons. State and local governments receiving grants from the Community Development Block Grant program, the HOME Investment Partnership Program, the Emergency Solutions Grants program, and the Housing Opportunities for Persons with AIDS program are required by law to report these needs.
- Used to enforce against discrimination in education and employment.
- Used to prepare and respond to disasters. Information about disability status is used to estimate the size and nature of populations in a disaster-affected area and determine how best to respond to community needs.

Examples of Other Uses

- State and local agencies use these statistics to plan programs and services for the disabled population.
- Advocacy groups use this information to advocate for public policy that ensures the independence and inclusion of people with disabilities in society.

At the bottom right of the modal is a "Close Help" button.

The background shows the United States Census Bureau logo and a survey titled "Disability Survey". The survey progress bar shows "19 a. Because of a serious difficulty concentrating, remembering, or making decisions" with radio buttons for "Yes" and "No". A "Previous" button is visible on the left. On the right, there are links for "Save and Log Out", "Where You Are", "Personal Info", "Missing Questions", "Person Info", "Simple Person", "Life Person", and "Daughter Person". At the bottom of the page, there are links for "Contact Us", "Privacy", and "Security".

[difficultywalk](#)

American Community Survey

[Instructions](#)[FAQs](#)[Save and Log Out](#)

19 b. Does Sample Person have serious difficulty walking or climbing stairs? ([Help](#))

- Yes
 No

[◀ Previous](#)[Next ▶](#)

Where You Are

[Basic Info](#)[Housing Questions](#)[Person Info](#)[• Sample Person](#)[• Wife Person](#)[• Daughter Person](#)[Contact Us](#)[Accessibility](#)[Privacy](#)[Security](#)[Return to Top](#)

[difficultywalk help](#)

United States[®] Census Bureau

Difficulty Survey

[Save and Log Out](#)

[Where You Are](#)

[ic Info](#)

[ising Questions](#)

[son Info](#)

[mple Person](#)

[ife Person](#)

[ughter Person](#)

[Instructions](#)

19 b. Does Sa

Yes

No

[← Previous](#)

Why We Ask?

We ask questions about a person's difficulty with specific daily tasks to produce disability statistics. These statistics are used by federal agencies to understand the population with disabilities, to monitor against discrimination, and to distribute funds, provide services, and develop programs for people with disabilities.

[- Click Here to Collapse Additional Text](#)

Examples of Federal Uses

- Used to report the housing needs of disabled persons. State and local governments receiving grants from the Community Development Block Grant program, the HOME Investment Partnership Program, the Emergency Solutions Grants program, and the Housing Opportunities for Persons with AIDS program are required by law to report these needs.
- Used to enforce against discrimination in education and employment.
- Used to prepare and respond to disasters. Information about disability status is used to estimate the size and nature of populations in a disaster-affected area and determine how best to respond to community needs.

Examples of Other Uses

- State and local agencies use these statistics to plan programs and services for the disabled population.
- Advocacy groups use this information to advocate for public policy that ensures the independence and inclusion of people with disabilities in society.

[Close Help](#)

[Contact Us](#) [Privacy](#) [Security](#)

[difficultydress](#)

American Community Survey

[Instructions](#)[FAQs](#)[Save and Log Out](#)

19 c. Does Sample Person have difficulty dressing or bathing? ([Help](#))

- Yes
 No

[← Previous](#)[Next →](#)

Where You Are

[Basic Info](#)[Housing Questions](#)[Person Info](#)[• Sample Person](#)[• Wife Person](#)[• Daughter Person](#)[Contact Us](#)[Accessibility](#)[Privacy](#)[Security](#)[Return to Top](#)

[difficultydress help](#)

United States[®] Census Bureau

Help [X]

Why We Ask?

We ask questions about a person's difficulty with specific daily tasks to produce disability statistics. These statistics are used by federal agencies to understand the population with disabilities, to monitor against discrimination, and to distribute funds, provide services, and develop programs for people with disabilities.

[- Click Here to Collapse Additional Text](#)

Examples of Federal Uses

- Used to report the housing needs of disabled persons. State and local governments receiving grants from the Community Development Block Grant program, the HOME Investment Partnership Program, the Emergency Solutions Grants program, and the Housing Opportunities for Persons with AIDS program are required by law to report these needs.
- Used to enforce against discrimination in education and employment.
- Used to prepare and respond to disasters. Information about disability status is used to estimate the size and nature of populations in a disaster-affected area and determine how best to respond to community needs.

Examples of Other Uses

- State and local agencies use these statistics to plan programs and services for the disabled population.
- Advocacy groups use this information to advocate for public policy that ensures the independence and inclusion of people with disabilities in society.

Close Help

United States Census Bureau

Instructions

19 c. Does Sa

Yes

No

← Previous

Save and Log Out

Where You Are

ic Info

ising Questions

son Info

imple Person

ife Person

ughter Person

Contact Us

Privacy

Security

difficultyerrand



American Community Survey

[Instructions](#)
[FAQs](#)
[Save and Log Out](#)

20 Because of a physical, mental, or emotional condition, does Sample Person have difficulty doing errands alone such as visiting a doctor's office or shopping? ([Help](#))

 Yes

 No

[← Previous](#)
[Next →](#)

Where You Are

[Basic Info](#)
[Housing Questions](#)
[Person Info](#)

- [Sample Person](#)

- [Wife Person](#)

- [Daughter Person](#)

[Contact Us](#)
[Accessibility](#)
[Privacy](#)
[Security](#)
[Return to Top](#)

[difficultyerrand help](#)

The screenshot shows a help modal window titled "Help" with a close button (X) in the top right corner. The modal content is as follows:

Why We Ask?

We ask questions about a person's difficulty with specific daily tasks to produce disability statistics. These statistics are used by federal agencies to understand the population with disabilities, to monitor against discrimination, and to distribute funds, provide services, and develop programs for people with disabilities.

[- Click Here to Collapse Additional Text](#)

Examples of Federal Uses

- Used to report the housing needs of disabled persons. State and local governments receiving grants from the Community Development Block Grant program, the HOME Investment Partnership Program, the Emergency Solutions Grants program, and the Housing Opportunities for Persons with AIDS program are required by law to report these needs.
- Used to enforce against discrimination in education and employment.
- Used to prepare and respond to disasters. Information about disability status is used to estimate the size and nature of populations in a disaster-affected area and determine how best to respond to community needs.

Examples of Other Uses

- State and local agencies use these statistics to plan programs and services for the disabled population.
- Advocacy groups use this information to advocate for public policy that ensures the independence and inclusion of people with disabilities in society.

At the bottom right of the modal is a green button labeled "Close Help".

The background shows the "United States Census Bureau" logo and the "Disability Survey" title. On the left, a question is partially visible: "20 Because of difficulty doing..." with radio buttons for "Yes" and "No", and a "Previous" button. On the right, a navigation menu includes "Save and Log Out", "Where You Are", "Personal Info", "Missing Questions", "Person Info", "Simple Person", "Life Person", and "Daughter Person". At the bottom of the page, there are links for "Contact Us", "Privacy", and "Security".

marriedstatus



American Community Survey

[Instructions](#)
[FAQs](#)
[Save and Log Out](#)

21 What is Step Daughter Doe's marital status? ([Help](#))

- Now married
 Widowed
 Divorced
 Separated
 Never married

[← Previous](#)
[Next →](#)

Where You Are

[Basic Info](#)
[Housing Questions](#)

Person Info

- Ref Person Doe

- Wife Doe

- Bio Son Doe

- Step Daughter Doe

- Grandson Doe

[Contact Us](#)
[Accessibility](#)
[Privacy](#)
[Security](#)
[Return to Top](#)

marriedstatus help

United States[®]
Census
Bureau

Instructions

21 What is Ste

- Now mar
- Widowed
- Divorced
- Separate
- Never m

← Previous

Contact Us

Help

Why We Ask?

We ask about a person's marital status, changes in marital status in the past 12 months, and lifetime marital history to create estimates about marital status and marital history. These estimates are used to help federal agencies understand marriage trends, forecast future needs of programs that have spousal benefits, and measure the effects of policies and programs that focus on the well-being of families, including tax policies and financial assistance programs.

[- Click Here to Collapse Additional Text](#)

Examples of Federal Uses

- Used to project usage of programs with spousal benefits, including veterans' and social security programs.
- Used to understand the different types of families in need, in federal programs that benefit low-income families.

Examples of Other Uses

- State and local agencies use these statistics to determine what kinds of social services might be needed in local communities, such as support for older adults living without a spouse.
- Researchers use these statistics to understand marriage trends.

Help

If:	Then select:
<ul style="list-style-type: none"> Spouse not living in the household for reason OTHER than separation 	Now married
<ul style="list-style-type: none"> Has received divorce decree 	Divorced
<ul style="list-style-type: none"> Only marriage was annulled 	Never married

Close Help

ity Survey

Save and Log Out

Where You Are

ic Info

ising Questions

son Info

of Person Doe

ife Doe

o Son Doe

ep Daughter Doe

andson Doe

Privacy Security

pmarried



American Community Survey

[Instructions](#)
[FAQs](#)
[Save and Log Out](#)

22 a. In the PAST 12 MONTHS, did Sample Person get married? ([Help](#))

- Yes
- No

[← Previous](#)
[Next →](#)

Where You Are

[Basic Info](#)
[Housing Questions](#)
[Person Info](#)

- [Sample Person](#)

- [Wife Person](#)

- [Daughter Person](#)

[Contact Us](#)
[Accessibility](#)
[Privacy](#)
[Security](#)
[Return to Top](#)

[pmarried help](#)

The screenshot shows a help modal window titled "Help" with a close button (X) in the top right corner. The modal content is as follows:

Why We Ask?

We ask about a person's marital status, changes in marital status in the past 12 months, and lifetime marital history to create estimates about marital status and marital history. These estimates are used to help federal agencies understand marriage trends, forecast future needs of programs that have spousal benefits, and measure the effects of policies and programs that focus on the well-being of families, including tax policies and financial assistance programs.

[- Click Here to Collapse Additional Text](#)

Examples of Federal Uses

- Used to project usage of programs with spousal benefits, including veterans' and social security programs.
- Used to understand the different types of families in need, in federal programs that benefit low-income families.


Examples of Other Uses

- State and local agencies use these statistics to determine what kinds of social services might be needed in local communities, such as support for older adults living without a spouse.
- Researchers use these statistics to understand marriage trends.

At the bottom right of the modal is a green button labeled "Close Help".

The background shows the ACS-400C interface with the United States Census Bureau logo, a "pmarried help" question (22 a. In the PA...), radio buttons for "Yes" and "No", a "Previous" button, and a navigation menu on the right including "Save and Log Out", "Where You Are", "ic Info", "ising Questions", "son Info", "mple Person", "fe Person", and "ughter Person". The footer contains "Contact Us", "Accessibility", "Privacy", and "Security".

widow



American Community Survey

Instructions

FAQs

Save and Log Out

22 b. In the PAST 12 MONTHS, did Sample Person become a widower? ([Help](#))

Yes

No

[← Previous](#)

[Next →](#)

Where You Are

Basic Info

Housing Questions

Person Info

• Sample Person

• Wife Person

• Daughter Person

Contact Us

Accessibility

Privacy

Security

[Return to Top](#)

[widow help](#)

The screenshot shows a help modal window titled "Help" with a close button (X) in the top right corner. The modal content is as follows:

Why We Ask?

We ask about a person's marital status, changes in marital status in the past 12 months, and lifetime marital history to create estimates about marital status and marital history. These estimates are used to help federal agencies understand marriage trends, forecast future needs of programs that have spousal benefits, and measure the effects of policies and programs that focus on the well-being of families, including tax policies and financial assistance programs.

[- Click Here to Collapse Additional Text](#)

Examples of Federal Uses

- Used to project usage of programs with spousal benefits, including veterans' and social security programs.
- Used to understand the different types of families in need, in federal programs that benefit low-income families.

Examples of Other Uses

- State and local agencies use these statistics to determine what kinds of social services might be needed in local communities, such as support for older adults living without a spouse.
- Researchers use these statistics to understand marriage trends.

At the bottom right of the modal is a green button labeled "Close Help".

The background shows the "United States Census Bureau" logo and a "Community Survey" form. The form includes a question "22 b. In the PA" with radio buttons for "Yes" and "No", and a "Previous" button. On the right side of the form, there are links for "Save and Log Out", "Where You Are", "ic Info", "ising Questions", "son Info", "mple Person", "ife Person", and "ughter Person". At the bottom of the page, there are links for "Contact Us", "Accessibility", "Privacy", and "Security".

divorce

United States[®]
Census
Bureau

American Community Survey

[Instructions](#) | [FAQs](#) | [Save and Log Out](#)

22 c. In the PAST 12 MONTHS, did Sample Person get divorced? ([Help](#))

Yes

No

[← Previous](#) [Next →](#)

Where You Are

- Basic Info
- Housing Questions
- Person Info**
- Sample Person
- Wife Person
- Daughter Person

[Contact Us](#) [Accessibility](#) [Privacy](#) [Security](#)

divorce help

The screenshot shows a help modal window titled "Help" with a close button (X) in the top right corner. The modal is overlaid on a survey page for the "United States Census Bureau" with the title "Community Survey".

Why We Ask?

We ask about a person's marital status, changes in marital status in the past 12 months, and lifetime marital history to create estimates about marital status and marital history. These estimates are used to help federal agencies understand marriage trends, forecast future needs of programs that have spousal benefits, and measure the effects of policies and programs that focus on the well-being of families, including tax policies and financial assistance programs.

[- Click Here to Collapse Additional Text](#)

Examples of Federal Uses

- Used to project usage of programs with spousal benefits, including veterans' and social security programs.
- Used to understand the different types of families in need, in federal programs that benefit low-income families.

Examples of Other Uses

- State and local agencies use these statistics to determine what kinds of social services might be needed in local communities, such as support for older adults living without a spouse.
- Researchers use these statistics to understand marriage trends.

Help

Select "Yes" only if the person received a divorce decree in the PAST 12 MONTHS.

[Close Help](#)

In the background, the survey question is visible: "22 c. In the PAST 12 MONTHS, did you receive a divorce decree?" with radio buttons for "Yes" and "No". A "Previous" button is also visible.

numberofmarriages

United States[®]
Census
Bureau

American Community Survey

Instructions | **FAQs** | Save and Log Out

23 How many times has Sample Person been married? ([Help](#))

Once

Two times

Three or more times

[← Previous](#) [Next →](#)

Where You Are

- Basic Info
- Housing Questions
- Person Info**
 - Sample Person
 - Wife Person
 - Daughter Person

Contact Us Accessibility Privacy Security

[numberofmarriages help](#)

The screenshot shows a help modal window titled "Help" with a close button (X) in the top right corner. The modal content is as follows:

Why We Ask?

We ask about a person's marital status, changes in marital status in the past 12 months, and lifetime marital history to create estimates about marital status and marital history. These estimates are used to help federal agencies understand marriage trends, forecast future needs of programs that have spousal benefits, and measure the effects of policies and programs that focus on the well-being of families, including tax policies and financial assistance programs.

[- Click Here to Collapse Additional Text](#)

Examples of Federal Uses

- Used to project usage of programs with spousal benefits, including veterans' and social security programs.
- Used to understand the different types of families in need, in federal programs that benefit low-income families.

Examples of Other Uses

- State and local agencies use these statistics to determine what kinds of social services might be needed in local communities, such as support for older adults living without a spouse.
- Researchers use these statistics to understand marriage trends.

Help

Do not count marriages that ended in annulment.

[Close Help](#)

The background of the screenshot shows the "United States Census Bureau" logo and a "Community Survey" form. The form includes a question "23 How many..." with radio button options: "Once", "Two time", and "Three or...". A "Previous" button is visible on the left. On the right, there are links for "Save and Log Out", "Where You Are", "ic Info", "ising Questions", "son Info", "mple Person", "ife Person", and "ughter Person". At the bottom of the page, there are links for "Contact Us", "Accessibility", "Privacy", and "Security".

yearofmarriage



American Community Survey

Instructions

FAQs

Save and Log Out

24 In what year did Sample Person last get married? ([Help](#))

YYYY

◀ Previous

Next ▶

Where You Are

Basic Info

Housing Questions

Person Info

• Sample Person

• Wife Person

• Daughter Person

Contact Us

Accessibility

Privacy

Security

[Return to Top](#)

[yearofmarriage help](#)

The screenshot shows a help modal window titled "Help" with a close button (X) in the top right corner. The modal content is as follows:

Why We Ask?
We ask about a person's marital status, changes in marital status in the past 12 months, and lifetime marital history to create estimates about marital status and marital history. These estimates are used to help federal agencies understand marriage trends, forecast future needs of programs that have spousal benefits, and measure the effects of policies and programs that focus on the well-being of families, including tax policies and financial assistance programs.

- [Click Here to Collapse Additional Text](#)

Examples of Federal Uses

- Used to project usage of programs with spousal benefits, including veterans' and social security programs.
- Used to understand the different types of families in need, in federal programs that benefit low-income families.

Examples of Other Uses

- State and local agencies use these statistics to determine what kinds of social services might be needed in local communities, such as support for older adults living without a spouse.
- Researchers use these statistics to understand marriage trends.

Help
Even if widowed, divorced, or separated → enter year last got married.

[Close Help](#)

The background of the screenshot shows the "United States Census Bureau" logo and a "Year of Marriage Survey" form. The form includes a question number "24" and the text "In what year...". There are navigation buttons for "Previous" and "Next", and a "Save and Log Out" button. The footer of the page contains links for "Contact Us", "Accessibility", "Privacy", and "Security".

yearofmarriage edit message



American Community Survey

[Instructions](#)
[FAQs](#)
[Save and Log Out](#)

! You entered a year in the future. Please check your answer.

24 In what year did Sample Person last get married? ([Help](#))

YYYY

2100

[← Previous](#)

[Next →](#)

Where You Are

Basic Info

Housing Questions

Person Info

• Sample Person

• Wife Person

• Daughter Person

[Contact Us](#)
[Accessibility](#)
[Privacy](#)
[Security](#)

[Return to Top](#)

birth



American Community Survey

[Instructions](#)
[FAQs](#)
[Save and Log Out](#)

25 In the PAST 12 MONTHS, has Wife Person given birth to any children? ([Help](#))

 Yes

 No

[← Previous](#)
[Next →](#)

Where You Are

[Basic Info](#)
[Housing Questions](#)

Person Info

- [Sample Person](#)

- [Wife Person](#)

- [Daughter Person](#)

[Contact Us](#)
[Accessibility](#)
[Privacy](#)
[Security](#)
[Return to Top](#)

birth help

United States[®]
Census
Bureau

Instructions

25 In the PAST 12 MONTHS, has this person given birth to a child born alive, even if the child died or no longer lives with the mother?

Yes
 No

← Previous

Contact Us

Help

Why We Ask?

We ask whether a woman has given birth in the past 12 months to create fertility statistics. These statistics can be used to project the future size of the population, and to understand more about growing families.

[- Click Here to Collapse Additional Text](#)

Examples of Federal Uses

- Used to estimate current and future populations eligible for federal programs and services, such as health care.
- Used in programs that investigate poverty, families, and children's health.

Examples of Other Uses

- State and local agencies use these statistics, in combination with their vital statistics, to understand future demands on local education systems, health programs and services, etc.
- Businesses, especially in baby-related industries, use this information to estimate business markets for specific needs in different areas based on fertility rate, and to understand their markets.

Help

- Select "Yes" if the person has given birth in the PAST 12 MONTHS to at least one child born alive, even if the child died or no longer lives with the mother
- Do not consider miscarriages, or stillborn children, or any adopted, foster, or stepchildren

Close Help

Save and Log Out

Where You Are

ic Info

ising Questions

son Info

imple Person

ife Person

ughter Person

Privacy Security

[grandchildrenhome](#)

American Community Survey

[Instructions](#)[FAQs](#)[Save and Log Out](#)

26 a. Does Bio Son Doe have any of his own grandchildren under the age of 18 living in this house? ([Help](#))

Yes

No

[← Previous](#)

[Next →](#)

Where You Are

Basic Info

Housing Questions

Person Info

• Ref Person Doe

• Wife Doe

• Bio Son Doe

• Step Daughter Doe

• Grandson Doe

[Contact Us](#)[Accessibility](#)[Privacy](#)[Security](#)[Return to Top](#)

[grandchildrenhome help](#)

The screenshot shows a help modal window titled "Help" with a close button (x) in the top right corner. The modal content is as follows:

Why We Ask?

We ask questions about grandparents with primary responsibility for their grandchildren to create statistics about grandparent caregivers. While a variety of events may result in grandparents caring for their grandchildren, older Americans are often in different financial and health circumstances than those in middle-age. Estimates about these grandparents help many federal programs understand the needs of this group and design programs that assist both generations.

[- Click Here to Collapse Additional Text](#)

Examples of Federal Uses

- Used to provide performance measures for the administration of the Temporary Assistance for Needy Families (TANF) program.

Examples of Other Uses

- State and local agencies use these statistics to plan programs and services that benefit grandparent caregivers.
- Advocacy groups use this information to provide community support for grandparent caregivers.

At the bottom right of the modal is a "Close Help" button.

The background shows a survey question: "26 a. Does Bie this house?" with radio buttons for "Yes" and "No", and a "Previous" button. The top left of the page features the "United States Census Bureau" logo. The top right has a "Community Survey" header and a "Save and Log Out" button. The bottom of the page has a footer with "Contact Us", "Accessibility", "Privacy", and "Security" links.

grandparentsresp



American Community Survey

[Instructions](#)
[FAQs](#)
[Save and Log Out](#)

26 b. Is Ref Person Doe currently responsible for most of the basic needs of any grandchildren under the age of 18 who live in this house? ([Help](#))

- Yes
- No

[← Previous](#)
[Next →](#)

Where You Are

[Basic Info](#)
[Housing Questions](#)
Person Info

- Ref Person Doe

- Wife Doe

- Bio Son Doe

- Step Daughter Doe

- Grandson Doe

[Contact Us](#)
[Accessibility](#)
[Privacy](#)
[Security](#)
[Return to Top](#)

[grandparentsresp help](#)

The screenshot shows a help modal window titled "Help" with a close button (X) in the top right corner. The modal content is as follows:

Why We Ask?

We ask questions about grandparents with primary responsibility for their grandchildren to create statistics about grandparent caregivers. While a variety of events may result in grandparents caring for their grandchildren, older Americans are often in different financial and health circumstances than those in middle-age. Estimates about these grandparents help many federal programs understand the needs of this group and design programs that assist both generations.

[- Click Here to Collapse Additional Text](#)

Examples of Federal Uses

- Used to provide performance measures for the administration of the Temporary Assistance for Needy Families (TANF) program.

Examples of Other Uses

- State and local agencies use these statistics to plan programs and services that benefit grandparent caregivers.
- Advocacy groups use this information to provide community support for grandparent caregivers.

At the bottom right of the modal is a "Close Help" button.

The background of the page shows the "United States Census Bureau" logo and a survey question: "26 b. Is Ref Pe grandchild". Below the question are radio buttons for "Yes" and "No", and a "Previous" button. To the right, a "Community Survey" sidebar contains links for "Save and Log Out", "Where You Are", "ic Info", "ising Questions", "son Info", "ef Person Doe", "ife Doe", "o Son Doe", "ep Daughter Doe", and "andson Doe". The footer includes "Contact Us", "Accessibility", "Privacy", and "Security".

lengthofresp



American Community Survey

[Instructions](#)
[FAQs](#)
[Save and Log Out](#)

- 26** c. How long has Ref Person Doe been responsible for these grandchildren? *If Ref Person Doe is financially responsible for more than one grandchild, answer the question for the grandchild for whom Ref Person Doe has been responsible for the longest period of time.*

[\(Help\)](#)

- Less than 6 months
 6 to 11 months
 1 or 2 years
 3 or 4 years
 5 or more years

[← Previous](#)
[Next →](#)

Where You Are

[Basic Info](#)
[Housing Questions](#)
Person Info

- Ref Person Doe

- Wife Doe

- Bio Son Doe

- Step Daughter Doe

- Grandson Doe

[Contact Us](#)
[Accessibility](#)
[Privacy](#)
[Security](#)
[Return to Top](#)

[lengthofresp help](#)

United States[®] Census Bureau

Community Survey

Instructions

26 c. How long has *Doe* been financially responsible for *grandchild* *f* [\(Help\)](#)

Less than 1 year

6 to 11 months

1 or 2 years

3 or 4 years

5 or more years

[← Previous](#)

[Save and Log Out](#)

Where You Are

ic Info

osing Questions

son Info

f Person Doe

ife Doe

o Son Doe

ep Daughter Doe

andson Doe

Help

Why We Ask?

We ask questions about grandparents with primary responsibility for their grandchildren to create statistics about grandparent caregivers. While a variety of events may result in grandparents caring for their grandchildren, older Americans are often in different financial and health circumstances than those in middle-age. Estimates about these grandparents help many federal programs understand the needs of this group and design programs that assist both generations.

[- Click Here to Collapse Additional Text](#)

Examples of Federal Uses

- Used to provide performance measures for the administration of the Temporary Assistance for Needy Families (TANF) program.

Examples of Other Uses

- State and local agencies use these statistics to plan programs and services that benefit grandparent caregivers.
- Advocacy groups use this information to provide community support for grandparent caregivers.

[Close Help](#)

Contact Us

Accessibility Privacy Security

veteranstat



American Community Survey

[Instructions](#)
[FAQs](#)
[Save and Log Out](#)

27 Has Sample Person ever served on active duty in the U.S. Armed Forces, Reserves, or National Guard? *Select ONE box.* [\(Help\)](#)

- Never served in the military
- Only on active duty for training in the Reserves or National Guard
- Now on active duty
- On active duty in the past, but not now

[◀ Previous](#)
[Next ▶](#)

Where You Are

[Basic Info](#)
[Housing Questions](#)
[Person Info](#)

- [Sample Person](#)

- [Wife Person](#)

- [Daughter Person](#)

[Contact Us](#)
[Accessibility](#)
[Privacy](#)
[Security](#)
[Return to Top](#)

veteranstat help

United States
Census
Bureau

Instructions

27 Has John A
National Gu

Never se

Only on

Now on a

On active

← Previous

Contact Us

Help ×

Why We Ask?

We ask about a person's military service to create estimates of veterans and their needs at the community level. Though the Department of Veterans Affairs (VA) maintains veterans' records, ACS statistics are able to provide federal program planners, policy-makers and researchers with additional statistics about all veterans, regardless of whether they utilize VA services. Statistics about where veterans are moving throughout the country, their ages, and their VA service-connected disability rating status, help communities plan for future health care and nursing homes. Statistics about whether veterans are in school or working help plan and fund job training, and statistics about veterans' homes help improve the home loan guarantee program.

[- Click Here to Collapse Additional Text](#)

Examples of Federal Uses

- Used to estimate the number of nursing home and domiciliary beds necessary for VA extended care services to serve older veterans.
- Used to assess the eligible population for federal programs benefiting veterans, such as the VA Home Loan Guarantee program, the Post-9/11 GI Bill, health care and job training, and the effect of these programs on participants.

Examples of Other Uses

- State and local agencies use these statistics to determine what kinds of social services might be needed in a community.
- Businesses may use these estimates to understand potential employees or trainees.

Help

If:	Then select:
<ul style="list-style-type: none"> Served in the military Reserves, or National Guard, AND called up for active duty other than for training Served as a commissioned officer of the: <ul style="list-style-type: none"> Public Health Service National Oceanic and Atmospheric Administration Coast and Geodetic Survey Environmental Science Service Administration 	"Now on active duty." OR "On active duty in the past, but not now."
Civilian employee or volunteer for: <ul style="list-style-type: none"> Red Cross USO Public Health Service War or Defense Department 	"Never served in the military."
World War II Merchant Marine service	"On active duty in the past, but not now."
Merchant Marine service other than World War II	"Never served in the military" OR "Only on active duty for training in the Reserves or National Guard."

Close Help

Community Survey

Save and Log Out

Where You Are

ic Info

osing Questions

son Info

hn A Doe

Privacy Security



American Community Survey

[Instructions](#)
[FAQs](#)
[Save and Log Out](#)

28 When did John A Doe serve on active duty in the U.S. Armed Forces? *Select EACH period in which John A Doe served, even if just for part of the period.* [\(Help\)](#)

- September 2001 or later (Post 9/11)
- August 1990 through August 2001 (including the Persian Gulf War)
- June 1975 through July 1990
- August 1964 through May 1975 (including the Vietnam War)
- February 1955 through July 1964
- June 1950 through January 1955 (including the Korean War)
- January 1947 through May 1950
- December 1941 through December 1946 (including World War II)
- November 1941 or earlier

[◀ Previous](#)
[Next ▶](#)

Where You Are

[Basic Info](#)
[Housing Questions](#)
[Person Info](#)

- John A Doe

[Contact Us](#)
[Accessibility](#)
[Privacy](#)
[Security](#)

periodofservice help

United States[®]
Census
Bureau

Instructions

28 When did J
period in wh

Septemb

August 1

June 197

August 1

February

June 195

January

Decembe

Novembe

[← Previous](#)

Contact Us

Help ×

Why We Ask?

We ask about a person's military service to create estimates of veterans and their needs at the community level. Though the Department of Veterans Affairs (VA) maintains veterans' records, ACS statistics are able to provide federal program planners, policy-makers and researchers with additional statistics about all veterans, regardless of whether they utilize VA services. Statistics about where veterans are moving throughout the country, their ages, and their VA service-connected disability rating status, help communities plan for future health care and nursing homes. Statistics about whether veterans are in school or working help plan and fund job training, and statistics about veterans' homes help improve the home loan guarantee program.

[- Click Here to Collapse Additional Text](#)

Examples of Federal Uses

- Used to estimate the number of nursing home and domiciliary beds necessary for VA extended care services to serve older veterans.
- Used to assess the eligible population for federal programs benefiting veterans, such as the VA Home Loan Guarantee program, the Post-9/11 GI Bill, health care and job training, and the effect of these programs on participants.

Examples of Other Uses

- State and local agencies use these statistics to determine what kinds of social services might be needed in a community.
- Businesses may use these estimates to understand potential employees or trainees.

[Close Help](#)

ity Survey

Save and Log Out

Where You Are

ic Info

ising Questions

son Info

hn A Doe

Privacy Security

vadisability



American Community Survey

[Instructions](#)
[FAQs](#)
[Save and Log Out](#)

29 a. Does Sample Person have a VA service-connected disability rating? [\(Help\)](#)

- Yes (such as 0%, 10%, 20%, ..., 100%)
 No

[← Previous](#)
[Next →](#)

Where You Are

[Basic Info](#)
[Housing Questions](#)

Person Info

- [Sample Person](#)

- [Wife Person](#)

- [Daughter Person](#)

[Contact Us](#)
[Accessibility](#)
[Privacy](#)
[Security](#)
[Return to Top](#)

[vadisability help](#)

United States[®] Census Bureau

Community Survey

Help [Close]

Why We Ask?

We ask about a person's military service to create estimates of veterans and their needs at the community level. Though the Department of Veterans Affairs (VA) maintains veterans' records, ACS statistics are able to provide federal program planners, policy-makers and researchers with additional statistics about all veterans, regardless of whether they utilize VA services. Statistics about where veterans are moving throughout the country, their ages, and their VA service-connected disability rating status, help communities plan for future health care and nursing homes. Statistics about whether veterans are in school or working help plan and fund job training, and statistics about veterans' homes help improve the home loan guarantee program.

[- Click Here to Collapse Additional Text](#)

Examples of Federal Uses

- Used to estimate the number of nursing home and domiciliary beds necessary for VA extended care services to serve older veterans.
- Used to assess the eligible population for federal programs benefiting veterans, such as the VA Home Loan Guarantee program, the Post-9/11 GI Bill, health care and job training, and the effect of these programs on participants.

Examples of Other Uses

- State and local agencies use these statistics to determine what kinds of social services might be needed in a community.
- Businesses may use these estimates to understand potential employees or trainees.

Close Help

29 a. Does Job...

Yes (such as...)

No

[← Previous](#)

[Contact Us](#) [Privacy](#) [Security](#)

[disabilityrate](#)

American Community Survey

[Instructions](#)
[FAQs](#)
[Save and Log Out](#)

29 b. What is Sample Person's service-connected disability rating? ([Help](#))

- 0 percent
- 10 or 20 percent
- 30 or 40 percent
- 50 or 60 percent
- 70 percent or higher

[← Previous](#)
[Next →](#)

Where You Are

[Basic Info](#)
[Housing Questions](#)

Person Info

- [Sample Person](#)

- [Wife Person](#)

- [Daughter Person](#)

[Contact Us](#)
[Accessibility](#)
[Privacy](#)
[Security](#)
[Return to Top](#)

[disabilityrate help](#)

United States[®]
Census
Bureau

Instructions

29 b. What is ...

0 percent

10 or 20

30 or 40

50 or 60

70 percent

← Previous

Contact Us

Help

Why We Ask?

We ask about a person's military service to create estimates of veterans and their needs at the community level. Though the Department of Veterans Affairs (VA) maintains veterans' records, ACS statistics are able to provide federal program planners, policy-makers and researchers with additional statistics about all veterans, regardless of whether they utilize VA services. Statistics about where veterans are moving throughout the country, their ages, and their VA service-connected disability rating status, help communities plan for future health care and nursing homes. Statistics about whether veterans are in school or working help plan and fund job training, and statistics about veterans' homes help improve the home loan guarantee program.

[- Click Here to Collapse Additional Text](#)

Examples of Federal Uses

- Used to estimate the number of nursing home and domiciliary beds necessary for VA extended care services to serve older veterans.
- Used to assess the eligible population for federal programs benefiting veterans, such as the VA Home Loan Guarantee program, the Post-9/11 GI Bill, health care and job training, and the effect of these programs on participants.

Examples of Other Uses

- State and local agencies use these statistics to determine what kinds of social services might be needed in a community.
- Businesses may use these estimates to understand potential employees or trainees.

Help

- Received service-connected disability rating of zero → select "0 percent"
- Do NOT select "0 percent" to indicate no rating

Close Help

Disability Survey

Save and Log Out

Where You Are

ic Info

ising Questions

son Info

hn A Doe

Privacy Security

worklastweek



American Community Survey

[Instructions](#)
[FAQs](#)
[Save and Log Out](#)

30 a. LAST WEEK, did Ref Person Doe work for pay at a job (or business)? [\(Help\)](#)

- Yes
 No - Did not work (or retired)

[← Previous](#)
[Next →](#)

Where You Are

[Basic Info](#)
[Housing Questions](#)
Person Info

- Ref Person Doe

- Wife Doe


- Bio Son Doe

- Step Daughter Doe

- Grandson Doe

[Contact Us](#)
[Accessibility](#)
[Privacy](#)
[Security](#)
[Return to Top](#)

worklastweek help



United States
Census
Bureau

ity Survey

Save and Log Out

Where You Are

ic Info

ising Questions

son Info

imple Person

ife Person

ughter Person

Instructions

30 a. LAST WE

Yes

No - Did

[← Previous](#)

Help ×

Why We Ask?

We ask about whether a person worked last week, and if the answer is no, why they were not working, and whether they are looking for work to produce statistics about the labor force. These statistics about the employed, unemployed, and those out of the labor force help the federal government understand more about unemployment and the availability of workers, plan unemployment programs and services, and plan programs to grow employment over time.

- [Click Here to Collapse Additional Text](#)

Examples of Federal Uses

- Used to enforce nondiscrimination provisions in employment by private employers, employment agencies, and labor organizations. Used in federal affirmative employment programs, to identify under-representation in job categories, including veterans and people with disabilities.
- Used to help make other federal surveys more accurate, including those that produce the nation's official labor market estimates.

Examples of Other Uses

- State and local agencies use these statistics to identify labor surplus areas (areas with people available for hiring and training), plan workforce development programs including job fairs and training programs, and to promote business opportunities.

Help


- Count as work → Select "Yes" if this person performed:
 - Work for someone else for wages, salary, piece rate, commission, tips, or payments "in kind" (for example, food or lodging received as payment for work performed)
 - Work in own business, professional practice, or farm
 - Any work in a family business or farm, paid (for any amount of time) or without pay (for 15 or more hours per week).
 - Any part-time work including babysitting, paper routes, etc.
 - Active duty in the Armed Forces
- Do not count as work → Select "No" if this person's activities were limited to the following:
 - Housework or yard work at home
 - Unpaid volunteer work
 - School work done as a student
 - Work done as a resident or inmate of an institutional facility (like a nursing facility or correctional facility)

Close Help

Contact Us

by Privacy Security

worklastweek edit message



American Community Survey

[Instructions](#) | [FAQs](#) | [Save and Log Out](#)

Please answer this important question.

30 a. LAST WEEK, did Sample Person work for pay at a job (or business)? ([Help](#))

Yes

No - Did not work (or retired)

[← Previous](#) [Next →](#)

Where You Are

- Basic Info
- Housing Questions
- Person Info**
 - Sample Person
 - Wife Person
 - Daughter Person

[Contact Us](#) [Accessibility](#) [Privacy](#) [Security](#)

anywork



American Community Survey

Instructions

FAQs

Save and Log Out

30 b. LAST WEEK, did Sample Person do ANY work for pay, even for as little as one hour?

[\(Help\)](#)

Yes

No

◀ Previous

Next ▶

Where You Are

Basic Info

Housing Questions

Person Info

• Sample Person

• Wife Person

• Daughter Person


Contact Us

Accessibility

Privacy

Security

[Return to Top](#)



United States[®]
Census
Bureau

ity Survey

Save and Log Out

Where You Are

ic Info

ising Questions

son Info

imple Person

ife Person

ughter Person

Instructions

30 b. LAST WEEK (Help)

Yes

No

[← Previous](#)

Help

×

Why We Ask?

We ask about whether a person worked last week, and if the answer is no, why they were not working, and whether they are looking for work to produce statistics about the labor force. These statistics about the employed, unemployed, and those out of the labor force help the federal government understand more about unemployment and the availability of workers, plan unemployment programs and services, and plan programs to grow employment over time.

[- Click Here to Collapse Additional Text](#)

Examples of Federal Uses

- Used to enforce nondiscrimination provisions in employment by private employers, employment agencies, and labor organizations. Used in federal affirmative employment programs, to identify under-representation in job categories, including veterans and people with disabilities.
- Used to help make other federal surveys more accurate, including those that produce the nation's official labor market estimates.

Examples of Other Uses

- State and local agencies use these statistics to identify labor surplus areas (areas with people available for hiring and training), plan workforce development programs including job fairs and training programs, and to promote business opportunities.

Help

- Count as work - Select "Yes" if this person performed:
 - Work for someone else for wages, salary, piece rate, commission, tips, or payments "in kind" (for example, food or lodging received as payment for work performed)
 - Work in own business, professional practice, or farm
 - Any work in a family business or farm, paid (for any amount of time) or without pay (for 15 or more hours per week).
 - Any part-time work including babysitting, paper routes, etc.
 - Active duty in the Armed Forces
- Do not count as work - Select "No" if this person's activities were limited to the following:
 - Housework or yard work at home
 - Unpaid volunteer work
 - School work done as a student
 - Work done as a resident or inmate of an institutional facility (like a nursing facility or correctional facility)

[Close Help](#)

[Return to Top](#)

worklocal



American Community Survey

[Instructions](#)
[FAQs](#)
[Save and Log Out](#)

31 At what location did Sample Person work LAST WEEK? *If Sample Person worked at more than one location, enter where he worked most last week.* [\(Help\)](#)

a. Address (Number and street name)

If the exact address is not known, give a description of the location such as the building name or the nearest street or intersection.

b. Name of city, town, or post office

c. Is the work location inside the limits of that city or town?

- Yes
 No, outside the city/town limits

d. Name of county

e. Name of U.S. state or foreign country

f. ZIP Code

[← Previous](#)
[Next →](#)

Where You Are

[Basic Info](#)
[Housing Questions](#)
[Person Info](#)

- Sample Person

- Wife Person

- Daughter Person

United States[®]
Census
Bureau

Instructions

31 At what location did you work last week, other than one location?

a. Address

If the exact address is not known, enter the nearest address, such as the intersection of two streets.

b. Name of the location

c. Is the work location a business, government, or other organization?

Yes
 No, other

d. Name of the business, government, or other organization

e. Name of the street

f. ZIP Code

[Previous](#)

[Contact Us](#)

Help ✕

Why We Ask?

We ask questions about where people work, how they get there, when they leave, and how long it takes, to create statistics about commuting, or a person's journey to work. This information is crucial for planning improvements to the Nation's transportation systems, such as roads, bridges, and transit networks.

[- Click Here to Collapse Additional Text](#)

Examples of Federal Uses

- Used in transportation planning to ensure compliance with various Federal regulations.
- Used to forecast an area's workforce size and density, predict peak travel demand on roads, bridges, and transit systems, and plan emergency response routes.
- Used to protect against employment discrimination through the Equal Employment Opportunity Act (EEO).
- The Office of Management and Budget's (OMB's) uses information about where people work to delineate the nation's metropolitan and micropolitan areas. These areas are used by Federal statistical agencies in collecting, tabulating, and publishing Federal statistics.

Examples of Other Uses

- State Departments of Transportation and regional planning agencies use commuting information for long range transportation planning and travel demand forecasting.
- Planning bodies use this information to address unmet transportation needs such as services for the physically disabled population and programs to promote a diverse set of travel options such as bicycling, walking, and transit.

Help

Include:

- Building or structure number;
- Street name;
- Street type (for example, St., Road, Ave.);
- Street direction (if direction such as "North" is part of the address);
 - For example, type 1239 N. Main St. or 1239 Main St., N.W., not just 1239 Main

If:	Then:
Only known address is post office box	<ul style="list-style-type: none"> Do NOT give a post office box number Enter description of work location, such as name of building or shopping center, nearest intersection, or nearest street
Worked at military installation or military base that has no street address	Enter name of military installation or base, AND enter description of work location, such as building number, building name, nearest street or intersection
Worked at several locations, but reported to same location each day to begin work	Enter street address of location reported
Worked at several locations, but did NOT report to same location each day to begin work	Enter address of location worked most of the time last week
Employer operates in more than one location, such as: <ul style="list-style-type: none"> Grocery store chain Public school system 	<ul style="list-style-type: none"> Enter street address of location or branch where worked If street address of a school is not known, enter name of school, AND description of location, such as nearest street or intersection
Person worked on a college or university campus AND street address of the workplace is not known	Enter name of building where worked, AND description of location, such as nearest street or intersection

[Close Help](#)

Quality Survey

[Save and Log Out](#)

Where You Are

[Public Info](#)

[Asking Questions](#)

[Person Info](#)

[Sample Person](#)

[Life Person](#)

[Daughter Person](#)

[Privacy](#) [Security](#)



American Community Survey

[Instructions](#)
[FAQs](#)
[Save and Log Out](#)

32 How did John Smith usually get to work LAST WEEK? *Select ONE box for the method of transportation used for most of the distance.* [\(Help\)](#)

- Car, truck, or van
- Bus
- Subway or elevated rail
- Long-distance train or commuter rail
- Light rail, streetcar, or trolley
- Ferryboat
- Taxi or ride-hailing services
- Motorcycle
- Bicycle
- Walked
- Worked from home
- Other method

[← Previous](#)
[Next →](#)

Where You Are

[Basic Info](#)
[Housing Questions](#)
[Person Info](#)

- John Smith

[Contact Us](#)
[Accessibility](#)
[Privacy](#)
[Security](#)

transporttowork help

Help

Why We Ask?

We ask questions about where people work, how they get there, when they leave, and how long it takes, to create statistics about commuting, or a person's journey to work. This information is crucial for planning improvements to the Nation's transportation systems, such as roads, bridges, and transit networks.

[- Click Here to Collapse Additional Text](#)

Examples of Federal Uses

- Used in transportation planning to ensure compliance with various Federal regulations.
- Used to forecast an area's workforce size and density, predict peak travel demand on roads, bridges, and transit systems, and plan emergency response routes.
- Used to protect against employment discrimination through the Equal Employment Opportunity Act (EEO).
- The Office of Management and Budget's (OMB's) uses information about where people work to delineate the nation's metropolitan and micropolitan areas. These areas are used by Federal statistical agencies in collecting, tabulating, and publishing Federal statistics.

Examples of Other Uses

- State Departments of Transportation and regional planning agencies use commuting information for long range transportation planning and travel demand forecasting.
- Planning bodies use this information to address unmet transportation needs such as services for the physically disabled population and programs to promote a diverse set of travel options such as bicycling, walking, and transit.

Help

- Worked on a farm where he or she lives → select "Worked from home"
- Worked in an office or shop in the person's own home → select "Worked from home"
- If different modes are used on different days → select mode used on most of the days

If person rode:	Then select:
<ul style="list-style-type: none"> • Company car • Rental car service (including short-term car share) • Truck cab • Truck (light) of 1-ton capacity or less 	Car, truck, or van
<ul style="list-style-type: none"> • Local Bus • Intercity bus • Regional bus service • Bus rapid transit 	Bus

<ul style="list-style-type: none"> • Local Bus • Intercity bus • Regional bus service • Bus rapid transit 	Bus
<ul style="list-style-type: none"> • Underground or elevated local rail network (e.g. New York City subway, Chicago "L", Washington DC Metro, San Francisco BART) 	Subway or elevated rail
<ul style="list-style-type: none"> • National rail network (i.e. Amtrak) • Regional rail networks (i.e. Long Island Rail Road, Metra, SEPTA, Caltrain, MARC) 	Long-distance train or commuter rail
<ul style="list-style-type: none"> • Monorail • Vehicles that operate on tracks or rails, often with overhead electrical wires 	Light rail, streetcar, or trolley
<ul style="list-style-type: none"> • Cab • Uber • Lyft • Other on-demand ride-hailing service (individual or shared, including app-based) 	Taxi or ride-hailing services
<ul style="list-style-type: none"> • Moped • Seat motor scooter • Similar motor-driven vehicle 	Motorcycle
<ul style="list-style-type: none"> • Seated vehicle that is pedaled • Electric assist bicycle • Bicycle sharing service or system 	Bicycle
<ul style="list-style-type: none"> • Airplane • All-Terrain Vehicle (ATV) • Boat (other than ferry) • Dogsled • Helicopter • Horse (with or without buggy) • Inline skates • Motor home • Motorized chair • Scooter (upright, including electric or motorized) • Self-balancing electric vehicle • Skateboard • Snow machine/snowmobile 	Other method

Close Help

[numberofriders](#)

American Community Survey

[Instructions](#)[FAQs](#)[Save and Log Out](#)

33 How many people, including Sample Person, usually rode to work in the car, truck, or van LAST WEEK? ([Help](#))

Person(s)

[◀ Previous](#)[Next ▶](#)

Where You Are

[Basic Info](#)[Housing Questions](#)[Person Info](#)

- Sample Person

- Wife Person

- Daughter Person

[Contact Us](#)[Accessibility](#)[Privacy](#)[Security](#)[Return to Top](#)

numberofriders help

United States[®]
Census
Bureau

Instructions

33 How many
van LAST V
Person(s)

← Previous

Contact Us

Help

Why We Ask?

We ask questions about where people work, how they get there, when they leave, and how long it takes, to create statistics about commuting, or a person's journey to work. This information is crucial for planning improvements to the Nation's transportation systems, such as roads, bridges, and transit networks.

- [Click Here to Collapse Additional Text](#)

Examples of Federal Uses

- Used in transportation planning to ensure compliance with various Federal regulations.
- Used to forecast an area's workforce size and density, predict peak travel demand on roads, bridges, and transit systems, and plan emergency response routes.
- Used to protect against employment discrimination through the Equal Employment Opportunity Act (EEO).
- The Office of Management and Budget's (OMB's) uses information about where people work to delineate the nation's metropolitan and micropolitan areas. These areas are used by Federal statistical agencies in collecting, tabulating, and publishing Federal statistics.

Examples of Other Uses

- State Departments of Transportation and regional planning agencies use commuting information for long range transportation planning and travel demand forecasting.
- Planning bodies use this information to address unmet transportation needs such as services for the physically disabled population and programs to promote a diverse set of travel options such as bicycling, walking, and transit.

Help

- If driven to work by someone who then drove back home or to a non-work destination → enter "1"
- Do NOT include persons who rode to school or some other non-work destination

Close Help

Save and Log Out

Where You Are

ic Info

ising Questions

son Info

imple Person

ife Person

ughter Person

Privacy Security

[numberofriders edit message](#)


American Community Survey

[Instructions](#)
[FAQs](#)
[Save and Log Out](#)

! You reported a very large number of riders. Please check your answer. Remember to include this person in the number of riders.

33 How many people, including Sample Person, usually rode to work in the car, truck, or van **LAST WEEK?** ([Help](#))

Person(s)

[◀ Previous](#)
[Next ▶](#)

Where You Are

Basic Info

Housing Questions

Person Info

• Sample Person

• Wife Person

• Daughter Person

[Contact Us](#)
[Accessibility](#)
[Privacy](#)
[Security](#)
[Return to Top](#)

timeleftforwork



American Community Survey

[Instructions](#)
[FAQs](#)
[Save and Log Out](#)

34 LAST WEEK, what time did Sample Person's trip to work usually begin? ([Help](#))

Hour

Minute

 a.m.

 p.m.

[← Previous](#)
[Next →](#)

Where You Are

[Basic Info](#)
[Housing Questions](#)
[Person Info](#)

- [Sample Person](#)

- [Wife Person](#)

- [Daughter Person](#)

[Contact Us](#)
[Accessibility](#)
[Privacy](#)
[Security](#)
[Return to Top](#)

[timeleftforwork help](#)

United States[®]
Census
Bureau

Instructions

34 LAST WEEK

Hour

← Previous

Contact Us

Help

Why We Ask?

We ask questions about where people work, how they get there, when they leave, and how long it takes, to create statistics about commuting, or a person's journey to work. This information is crucial for planning improvements to the Nation's transportation systems, such as roads, bridges, and transit networks.

[- Click Here to Collapse Additional Text](#)

Examples of Federal Uses

- Used in transportation planning to ensure compliance with various Federal regulations.
- Used to forecast an area's workforce size and density, predict peak travel demand on roads, bridges, and transit systems, and plan emergency response routes.
- Used to protect against employment discrimination through the Equal Employment Opportunity Act (EEO).
- The Office of Management and Budget's (OMB's) uses information about where people work to delineate the nation's metropolitan and micropolitan areas. These areas are used by Federal statistical agencies in collecting, tabulating, and publishing Federal statistics.

Examples of Other Uses

- State Departments of Transportation and regional planning agencies use commuting information for long range transportation planning and travel demand forecasting.
- Planning bodies use this information to address unmet transportation needs such as services for the physically disabled population and programs to promote a diverse set of travel options such as bicycling, walking, and transit.

Help

- Between 12:00 midnight and 11:59 a.m. → select "a.m."
- Between 12:00 noon and 11:59 p.m. → select "p.m."

Close Help

City Survey

Save and Log Out

Where You Are

ic Info

ising Questions

son Info

ample Person

ife Person

ughter Person

Privacy Security

timeleftforwork edit message (1)



American Community Survey

[Instructions](#)
[FAQs](#)
[Save and Log Out](#)

! Please enter an hour between 00 and 23.

34 LAST WEEK, what time did Sample Person's trip to work usually begin? ([Help](#))

Hour

25

Minute

:

 a.m.

 p.m.

[← Previous](#)
[Next →](#)

Where You Are

[Basic Info](#)
[Housing Questions](#)
Person Info

- Sample Person

- Wife Person

- Daughter Person

[Contact Us](#)
[Accessibility](#)
[Privacy](#)
[Security](#)
[Return to Top](#)

timeleftforwork edit message (2)

American Community Survey

Instructions
FAQs
Save and Log Out

ⓘ Please enter minutes between 00 and 59.

34 LAST WEEK, what time did Sample Person's trip to work usually begin? [\(Help\)](#)

Hour

Minute

a.m.

:

p.m.

[← Previous](#)

[Next →](#)

Where You Are

Basic Info

Housing Questions

Person Info

- Sample Person
- Wife Person
- Daughter Person

Contact Us

Accessibility

Privacy

Security

[mintowork](#)

American Community Survey

[Instructions](#)[FAQs](#)[Save and Log Out](#)

35 How many minutes did it usually take Sample Person to get from home to work LAST WEEK? ([Help](#))

Minutes

[← Previous](#)[Next →](#)

Where You Are

[Basic Info](#)[Housing Questions](#)[Person Info](#)[• Sample Person](#)[• Wife Person](#)[• Daughter Person](#)[Contact Us](#)[Accessibility](#)[Privacy](#)[Security](#)[Return to Top](#)

United States[®] Census Bureau

Instructions

35 How many minutes does it take to get to work each WEEK? (Help)

Minutes

[← Previous](#)

[Save and Log Out](#)

Where You Are

[Personal Info](#)

[Missing Questions](#)

[Person Info](#)

[Simple Person](#)

[Life Person](#)

[Daughter Person](#)

[Contact Us](#)

[Privacy](#) [Security](#)

Help

Why We Ask?

We ask questions about where people work, how they get there, when they leave, and how long it takes, to create statistics about commuting, or a person's journey to work. This information is crucial for planning improvements to the Nation's transportation systems, such as roads, bridges, and transit networks.

[- Click Here to Collapse Additional Text](#)

Examples of Federal Uses

- Used in transportation planning to ensure compliance with various Federal regulations.
- Used to forecast an area's workforce size and density, predict peak travel demand on roads, bridges, and transit systems, and plan emergency response routes.
- Used to protect against employment discrimination through the Equal Employment Opportunity Act (EEO).
- The Office of Management and Budget's (OMB's) uses information about where people work to delineate the nation's metropolitan and micropolitan areas. These areas are used by Federal statistical agencies in collecting, tabulating, and publishing Federal statistics.

Examples of Other Uses

- State Departments of Transportation and regional planning agencies use commuting information for long range transportation planning and travel demand forecasting.
- Planning bodies use this information to address unmet transportation needs such as services for the physically disabled population and programs to promote a diverse set of travel options such as bicycling, walking, and transit.

Help

- Travel time is from door to door
- Enter one-way commute time for this person's usual daily commute
- Include time waiting for public transportation or picking up passengers in a carpool

[Close Help](#)

mintowork edit message



American Community Survey

[Instructions](#)
[FAQs](#)
[Save and Log Out](#)

! You reported a very large number of minutes to work last week. Please check your answer. The response should be the average number of minutes it took from home to work for a one-way commute.

35 How many minutes did it usually take Sample Person to get from home to work LAST WEEK? ([Help](#))

Minutes

[← Previous](#)
[Next →](#)
Where You Are
[Basic Info](#)
[Housing Questions](#)
Person Info

- [Sample Person](#)

- [Wife Person](#)

- [Daughter Person](#)

[Contact Us](#)
[Accessibility](#)
[Privacy](#)
[Security](#)

workedeveryweek



American Community Survey

Instructions

FAQs

Save and Log Out

40 a. During the PAST 12 MONTHS (52 weeks), did Sample Person work EVERY week?
Count paid vacation, paid sick leave, and military service as work. ([Help](#))

- Yes
 No

◀ Previous

Next ▶

Where You Are

Basic Info

Housing Questions

Person Info

• Sample Person

• Wife Person

• Daughter Person

Contact Us


Accessibility

Privacy

Security

[Return to Top](#)

workedeveryweek help



**United States[®]
Census**
Bureau

ity Survey

Save and Log Out

Where You Are

ic Info

osing Questions

son Info

imple Person

ife Person

ughter Person

Instructions

40 a. During the last year, how many weeks did you or she work for pay?
Count paid weeks.

Yes

No

[← Previous](#)

Help

Why We Ask?

We ask about how many weeks a person worked in the last year, and how many hours he or she worked each week to produce statistics about full-time and part-time workers, as well as full-year and part-year workers. These statistics help federal agencies understand trends and differences in wages, benefits, work hours, and seasonal work.

[- Click Here to Collapse Additional Text](#)

Examples of Federal Uses

- Used to examine the labor force participation and income status of all service-connected (SC) veterans compared to non service-connected (NSC) veterans and non-veterans. This comparison is important to compensate and care for disabled veterans.
- Used to enforce against discrimination in employment by private employers, employment agencies, and labor organizations. Used in federal affirmative employment programs, to identify under-representation in job categories, including veterans and people with disabilities.

Examples of Other Uses

- State and local agencies use these statistics to identify the percentage of people employed full-time, and the percentage of residents who work in each community year-round.

Help

- Count every week in which the person did any work at all, even for an hour
- Count weeks this person was on paid vacation, paid sick leave, or military service
- Count weeks if this person performed:
 - Work for someone else for wages, salary, piece rate, commission, tips, or payments "in kind" (for example, food or lodging received as payment for work performed)
 - Work in own business, professional practice, or farm
 - Any work in a family business or farm, paid (for any amount of time) or without pay (for 15 or more hours per week).
 - Any part-time work including babysitting, paper routes, etc.
 - Active duty in the Armed Forces
- Do NOT count weeks in which this person's activities were limited to the following:
 - Housework or yard work at home
 - Unpaid volunteer work
 - School work done as a student
 - Work done as a resident or inmate of an institution

[Close Help](#)

Contact Us

Privacy Security

weeksworked



American Community Survey

[Instructions](#)
[FAQs](#)
[Save and Log Out](#)

40 a. During the PAST 12 MONTHS (52 weeks), did Sample Person work EVERY week? Count paid vacation, paid sick leave, and military service as work. ([Help](#))

- Yes
 No

40 b. During the PAST 12 MONTHS (52 weeks), how many WEEKS did Sample Person work? Include paid time off and include weeks when Sample Person only worked for a few hours. ([Help](#))

Weeks

[← Previous](#)
[Next →](#)

Where You Are

[Basic Info](#)
[Housing Questions](#)
[Person Info](#)

- Sample Person

- Wife Person

- Daughter Person

[Contact Us](#)
[Accessibility](#)
[Privacy](#)
[Security](#)
[Return to Top](#)

[weeksworked help](#)

The screenshot shows a help modal window titled "Help" with a close button (x) in the top right corner. The modal content is as follows:

Why We Ask?

We ask about how many weeks a person worked in the last year, and how many hours he or she worked each week to produce statistics about full-time and part-time workers, as well as full-year and part-year workers. These statistics help federal agencies understand trends and differences in wages, benefits, work hours, and seasonal work.

[- Click Here to Collapse Additional Text](#)

Examples of Federal Uses

- Used to examine the labor force participation and income status of all service-connected (SC) veterans compared to non service-connected (NSC) veterans and non-veterans. This comparison is important to compensate and care for disabled veterans.
- Used to enforce against discrimination in employment by private employers, employment agencies, and labor organizations. Used in federal affirmative employment programs, to identify under-representation in job categories, including veterans and people with disabilities.

Examples of Other Uses

- State and local agencies use these statistics to identify the percentage of people employed full-time, and the percentage of residents who work in each community year-round.

At the bottom right of the modal is a green button labeled "Close Help".

The background of the screenshot shows the United States Census Bureau logo and a survey question: "40 a. During the last year, how many weeks did you work? Count paid and unpaid work." Below this is a question "40 b. During the last year, how many weeks did you work? Include a few hours." with a text input field and a "Previous" button.

At the bottom of the page, there are links for "Contact Us", "Accessibility", "Privacy", and "Security".

hoursworked



American Community Survey

[Instructions](#)
[FAQs](#)
[Save and Log Out](#)

- 41** During the PAST 12 MONTHS, in the WEEKS WORKED, how many hours did Sample Person usually work each WEEK? ([Help](#))

Usual hours worked each WEEK

[◀ Previous](#)
[Next ▶](#)

Where You Are

[Basic Info](#)
[Housing Questions](#)
Person Info

- Sample Person

- Wife Person

- Daughter Person

[Contact Us](#)
[Accessibility](#)
[Privacy](#)
[Security](#)
[Return to Top](#)

hoursworked help

The screenshot shows a help modal window titled "Help" with a close button (x) in the top right corner. The modal content is as follows:

Why We Ask?

We ask about how many weeks a person worked in the last year, and how many hours he or she worked each week to produce statistics about full-time and part-time workers, as well as full-year and part-year workers. These statistics help federal agencies understand trends and differences in wages, benefits, work hours, and seasonal work.

[- Click Here to Collapse Additional Text](#)

Examples of Federal Uses

- Used to examine the labor force participation and income status of all service-connected (SC) veterans compared to non service-connected (NSC) veterans and non-veterans. This comparison is important to compensate and care for disabled veterans.
- Used to enforce against discrimination in employment by private employers, employment agencies, and labor organizations. Used in federal affirmative employment programs, to identify under-representation in job categories, including veterans and people with disabilities.

Examples of Other Uses

- State and local agencies use these statistics to identify the percentage of people employed full-time, and the percentage of residents who work in each community year-round.

Help

If hours worked each week varied considerably → enter approximate average number of hours worked each week

At the bottom right of the modal is a "Close Help" button.

The background shows the "United States Census Bureau" logo and a "Community Survey" page. On the left, there are navigation links for "Instructions" and "Previous". On the right, there are links for "Save and Log Out", "Where You Are", and a list of "Person Info" categories: "Sample Person", "Life Person", and "Daughter Person". At the bottom of the page, there are links for "Contact Us", "Privacy", and "Security".

hoursworked edit message



American Community Survey

[Instructions](#)
[FAQs](#)
[Save and Log Out](#)

! You reported a very large number of hours. Please check the number of hours this person worked last week.

41 During the PAST 12 MONTHS, in the WEEKS WORKED, how many hours did Sample Person usually work each WEEK? ([Help](#))

Usual hours worked each WEEK

[← Previous](#)
[Next →](#)
Where You Are
[Basic Info](#)
[Housing Questions](#)
Person Info

- Sample Person

- Wife Person

- Daughter Person

[Contact Us](#)
[Accessibility](#)
[Privacy](#)
[Security](#)
[Return to Top](#)

layoff

n



American Community Survey

Instructions

FAQs

Save and Log Out

36 a. LAST WEEK, was John A Doe on layoff from a job? ([Help](#))

- Yes
- No

← Previous

Next →

Where You Are

Basic Info

Housing Questions

Person Info

• John A Doe

Contact Us

Accessibility

Privacy

Security

[Return to Top](#)

[layoff help](#)

The screenshot shows a web page from the United States Census Bureau. A modal window titled "Help" is open, displaying information about a survey question. The background page shows the "United States Census Bureau" logo, a navigation menu with "Instructions" selected, and a question labeled "36 a. LAST WEEK". The question has two radio button options: "Yes" and "No". A "Previous" button is visible below the question. The modal window contains the following text:

Why We Ask?

We ask about whether a person worked last week, and if the answer is no, why they were not working, and whether they are looking for work to produce statistics about the labor force. These statistics about the employed, unemployed, and those out of the labor force help the federal government understand more about unemployment and the availability of workers, plan unemployment programs and services, and plan programs to grow employment over time.

[- Click Here to Collapse Additional Text](#)

Examples of Federal Uses

- Used to enforce nondiscrimination provisions in employment by private employers, employment agencies, and labor organizations. Used in federal affirmative employment programs, to identify under-representation in job categories, including veterans and people with disabilities.
- Used to help make other federal surveys more accurate, including those that produce the nation's official labor market estimates.

Examples of Other Uses

- State and local agencies use these statistics to identify labor surplus areas (areas with people available for hiring and training), plan workforce development programs including job fairs and training programs, and to promote business opportunities.

Help

Select "Yes" if the person:

- Is waiting to be recalled to a job from which the person was temporarily separated for business-related reasons

At the bottom right of the modal is a "Close Help" button. The background page also shows a "Save and Log Out" button, a "Where You Are" section with "Public Info", "Missing Questions", and "Person Info" (John A Doe), and a footer with "Contact Us", "Privacy", and "Security" links.

tempabsent



American Community Survey

[Instructions](#)
[FAQs](#)
[Save and Log Out](#)

36 b. LAST WEEK, was John A Doe TEMPORARILY absent from a job or business? ([Help](#))

- Yes, on vacation, temporary illness, maternity leave, other family/personal reasons, bad weather, etc.
- No

[← Previous](#)
[Next →](#)

Where You Are

[Basic Info](#)
[Housing Questions](#)
[Person Info](#)

- John A Doe

[Contact Us](#)
[Accessibility](#)
[Privacy](#)
[Security](#)
[Return to Top](#)

[tempabsent help](#)

United States[®]
Census
Bureau

Instructions

36 b. LAST WEEK

Yes, on weather,

No

← Previous

Contact Us

Help

Why We Ask?

We ask about whether a person worked last week, and if the answer is no, why they were not working, and whether they are looking for work to produce statistics about the labor force. These statistics about the employed, unemployed, and those out of the labor force help the federal government understand more about unemployment and the availability of workers, plan unemployment programs and services, and plan programs to grow employment over time.

[- Click Here to Collapse Additional Text](#)

Examples of Federal Uses

- Used to enforce nondiscrimination provisions in employment by private employers, employment agencies, and labor organizations. Used in federal affirmative employment programs, to identify under-representation in job categories, including veterans and people with disabilities.
- Used to help make other federal surveys more accurate, including those that produce the nation's official labor market estimates.

Examples of Other Uses

- State and local agencies use these statistics to identify labor surplus areas (areas with people available for hiring and training), plan workforce development programs including job fairs and training programs, and to promote business opportunities.

Help

Select "No" if the person:

- Works only during certain seasons
- Works only on a day-by-day basis when work is available

Close Help

City Survey

Save and Log Out

Where You Are

ic Info

ising Questions

son Info

hn A Doe

Privacy Security



American Community Survey

Instructions	FAQs	Save and Log Out
------------------------------	----------------------	----------------------------------

36 c. Has John A Doe been informed that he will be recalled to work within the next 6 months OR been given a date to return to work? ([Help](#))

Yes

No

[← Previous](#)

[Next →](#)

Where You Are
Basic Info
Housing Questions
Person Info
• John A Doe

[recalltowork help](#)

The screenshot shows the ACS-400C survey interface. At the top left is the United States Census Bureau logo. The main header is 'Recall to Work Survey'. On the right, there are links for 'Save and Log Out', 'Where You Are', 'Basic Info', 'Missing Questions', 'Person Info', and 'John A Doe'. On the left, there is a navigation menu with 'Instructions' and a question indicator '36'. The question text is 'c. Has John worked in the last 6 months OR...'. Below the question are radio buttons for 'Yes' and 'No', and a 'Previous' button. A 'Help' modal is open in the center, containing the following text:

Why We Ask?
We ask about whether a person worked last week, and if the answer is no, why they were not working, and whether they are looking for work to produce statistics about the labor force. These statistics about the employed, unemployed, and those out of the labor force help the federal government understand more about unemployment and the availability of workers, plan unemployment programs and services, and plan programs to grow employment over time.

[- Click Here to Collapse Additional Text](#)

Examples of Federal Uses

- Used to enforce nondiscrimination provisions in employment by private employers, employment agencies, and labor organizations. Used in federal affirmative employment programs, to identify under-representation in job categories, including veterans and people with disabilities.
- Used to help make other federal surveys more accurate, including those that produce the nation's official labor market estimates.

Examples of Other Uses

- State and local agencies use these statistics to identify labor surplus areas (areas with people available for hiring and training), plan workforce development programs including job fairs and training programs, and to promote business opportunities.

Help

Select "Yes" if the person was:

- Was informed by employer, either formally or informally, that they will be recalled within next 6 months
- Was given, formally or informally, specific date to return to work, even if that date is more than 6 months away

At the bottom right of the modal is a 'Close Help' button.

[activelookforwork](#)

American Community Survey

[Instructions](#)[FAQs](#)[Save and Log Out](#)

37 During the LAST 4 WEEKS, has Sample Person been ACTIVELY looking for work? ([Help](#))

- Yes
 No

[← Previous](#)[Next →](#)

Where You Are

[Basic Info](#)[Housing Questions](#)

Person Info

[• Sample Person](#)[• Wife Person](#)[• Daughter Person](#)[Contact Us](#)[Accessibility](#)[Privacy](#)[Security](#)[Return to Top](#)

[activelookforwork help](#)

United States[®]
Census
Bureau

Instructions

37 During the

Yes
 No

← Previous

Contact Us

Why We Ask?

We ask about whether a person worked last week, and if the answer is no, why they were not working, and whether they are looking for work to produce statistics about the labor force. These statistics about the employed, unemployed, and those out of the labor force help the federal government understand more about unemployment and the availability of workers, plan unemployment programs and services, and plan programs to grow employment over time.

[- Click Here to Collapse Additional Text](#)

Examples of Federal Uses

- Used to enforce nondiscrimination provisions in employment by private employers, employment agencies, and labor organizations. Used in federal affirmative employment programs, to identify under-representation in job categories, including veterans and people with disabilities.
- Used to help make other federal surveys more accurate, including those that produce the nation's official labor market estimates.

Examples of Other Uses

- State and local agencies use these statistics to identify labor surplus areas (areas with people available for hiring and training), plan workforce development programs including job fairs and training programs, and to promote business opportunities.

Help

Select "Yes" if the person tried to get a job or start a business or professional practice at any time in the last 4 weeks. For example:

- Registered at a public or private employment office
- Went to a job interview
- Placed or answered employment ads
- Did anything toward starting a business or professional practice

Close Help

Save and Log Out

Where You Are

ic Info

ising Questions

son Info

imple Person

ife Person

ughter Person

Privacy Security

[couldwork](#)

American Community Survey

[Instructions](#)[FAQs](#)[Save and Log Out](#)

38 LAST WEEK, could John A Doe have started a job if offered one, or returned to work if recalled? ([Help](#))

- Yes, could have gone to work
- No, because of own temporary illness
- No, because of all other reasons (in school, etc.)

[← Previous](#)[Next →](#)

Where You Are

[Basic Info](#)[Housing Questions](#)[Person Info](#)

• John A Doe

[Contact Us](#)[Accessibility](#)[Privacy](#)[Security](#)[Return to Top](#)

[couldwork help](#)

United States[®] Census Bureau

Help [Close]

Why We Ask?

We ask about whether a person worked last week, and if the answer is no, why they were not working, and whether they are looking for work to produce statistics about the labor force. These statistics about the employed, unemployed, and those out of the labor force help the federal government understand more about unemployment and the availability of workers, plan unemployment programs and services, and plan programs to grow employment over time.

[- Click Here to Collapse Additional Text](#)

Examples of Federal Uses

- Used to enforce nondiscrimination provisions in employment by private employers, employment agencies, and labor organizations. Used in federal affirmative employment programs, to identify under-representation in job categories, including veterans and people with disabilities.
- Used to help make other federal surveys more accurate, including those that produce the nation's official labor market estimates.

Examples of Other Uses

- State and local agencies use these statistics to identify labor surplus areas (areas with people available for hiring and training), plan workforce development programs including job fairs and training programs, and to promote business opportunities.

Help

Select "Yes, could have gone to work" if the person was expecting to report to a job within 30 days

Select "No, because of own temporary illness" only if the person expects to be able to work within 30 days

Select "No, because of all other reasons (in school, etc.)" if the person could not have gone to work because he or she was going to school, taking care of children, etc.

[Close Help](#)

United States[®] Census Bureau

Quality Survey

[Instructions](#)

[Save and Log Out](#)

[Where You Are](#)

[ic Info](#)

[ising Questions](#)

[son Info](#)

[hn A Doe](#)

[Previous](#)

[Contact Us](#)

[Privacy](#) [Security](#)

lastworked



American Community Survey

[Instructions](#)
[FAQs](#)
[Save and Log Out](#)

39 When did Sample Person last work, even for a few days? ([Help](#))

- Within the past 12 months
 1 to 5 years ago
 Over 5 years ago or never worked

[← Previous](#)
[Next →](#)

Where You Are

[Basic Info](#)
[Housing Questions](#)

Person Info


- [Sample Person](#)

- [Wife Person](#)

- [Daughter Person](#)

[Contact Us](#)
[Accessibility](#)
[Privacy](#)
[Security](#)
[Return to Top](#)

lastworked help



United States
Census
Bureau

Quality Survey

Save and Log Out

Where You Are

ic Info

ising Questions

son Info

imple Person

ife Person

ughter Person

Instructions

39 When did S

Within th

1 to 5 ye

Over 5 y

← Previous

Help

×

Why We Ask?

We ask about whether a person worked last week, and if the answer is no, why they were not working, and whether they are looking for work to produce statistics about the labor force. These statistics about the employed, unemployed, and those out of the labor force help the federal government understand more about unemployment and the availability of workers, plan unemployment programs and services, and plan programs to grow employment over time.

[- Click Here to Collapse Additional Text](#)

Examples of Federal Uses

- Used to enforce nondiscrimination provisions in employment by private employers, employment agencies, and labor organizations. Used in federal affirmative employment programs, to identify under-representation in job categories, including veterans and people with disabilities.
- Used to help make other federal surveys more accurate, including those that produce the nation's official labor market estimates.

Examples of Other Uses

- State and local agencies use these statistics to identify labor surplus areas (areas with people available for hiring and training), plan workforce development programs including job fairs and training programs, and to promote business opportunities.

Help


- Count as work if this person performed:
 - Work for someone else for wages, salary, piece rate, commission, tips, or payments "in kind" (for example, food or lodging received as payment for work performed)
 - Work in own business, professional practice, or farm
 - Any work in a family business or farm, paid (for any amount of time) or without pay (for 15 or more hours per week).
 - Any part-time work including babysitting, paper routes, etc.
 - Active duty in the Armed Forces
- Do NOT count as work if this person's activities were limited to the following:
 - Housework or yard work at home
 - Unpaid volunteer work
 - School work done as a student
 - Work done as a resident or inmate of an institution
- Select "Over 5 years ago or never worked" if the person:
 - Never worked at any kind of job or business, either full or part time, AND
 - Never worked, with or without pay, in a family business or farm, AND
 - Never served on active duty in Armed Forces

Close Help

Contact Us

Privacy Security

lastworked edit message



American Community Survey

Instructions
FAQs
Save and Log Out

! Please answer this important question.

39 When did Sample Person last work, even for a few days? ([Help](#))

Within the past 12 months

1 to 5 years ago

Over 5 years ago or never worked

← Previous

Next →

Where You Are

Basic Info

Housing Questions

Person Info

• Sample Person

• Wife Person

• Daughter Person

Contact Us

Accessibility

Privacy

Security

employeetype



American Community Survey

[Instructions](#)
[FAQs](#)
[Save and Log Out](#)
42 DESCRIPTION OF EMPLOYMENT

The next series of questions is about the type of employment Sample Person had last week.

If Sample Person had more than one job, describe the one at which the most hours were worked. If Sample Person did not work last week, describe the most recent employment in the past five years.

a. Which one of the following best describes Sample Person's employment last week or the most recent employment in the past 5 years?

[\(Help\)](#)

PRIVATE SECTOR EMPLOYEE

- For-profit company or organization
- Non-profit organization (including tax-exempt and charitable organizations)

GOVERNMENT EMPLOYEE

- Local government (for example: city or county school district)
- State government (including state colleges/universities)
- Active duty U.S. Armed Forces or Commissioned Corps
- Federal government civilian employee

SELF-EMPLOYED OR OTHER

- Owner of non-incorporated business, professional practice, or farm
- Owner of incorporated business, professional practice, or farm
- Worked without pay in a for-profit family business or farm for 15 hours or more per week

[← Previous](#)
[Next →](#)

Where You Are

[Basic Info](#)
[Housing Questions](#)
[Person Info](#)

- [Sample Person](#)

- [Wife Person](#)

- [Daughter Person](#)

[Contact Us](#)
[Accessibility](#)
[Privacy](#)
[Security](#)
[Return to Top](#)

employeetype help

United States Census Bureau

Instructions

42 DESCRIPTION
The next section asks you to describe the person's job. If Sample Person worked. If Sample Person worked. If Sample Person worked in the past five years.

a. Which of the most relevant categories best describes the person's job? (Help)

PRIVATE EMPLOYED

For-profit company or organization

Non-profit organization

GOVERNMENT EMPLOYED

Local government

State government

Active duty U.S. Armed Forces or Commissioned Corps

Federal government civilian employee

SELF-EMPLOYED

Owner of non-incorporated business, professional practice, or farm

Owner of incorporated business, professional practice, or farm

Worked without pay in a for-profit family business or farm for 15 hours or more per week

[Previous](#)

Contact Us

Help

Why We Ask?

We ask about whether a person was a private employee, government employee, self-employed, or working without pay in a family business, to produce statistics about class of worker. These statistics are used to understand more about the type of ownership of employing organizations, to plan and measure education, employment, career development and job training programs, and to measure compliance with antidiscrimination policies.

- [Click Here to Collapse Additional Text](#)

Examples of Federal Uses

- Used to support cooperative agricultural extension work.
- Used to enforce against discrimination in employment by private employers, government agencies, and labor organizations. Used in federal affirmative employment programs, to identify underrepresentation in job categories, including veterans and people with disabilities.

Examples of Other Uses

- State and local agencies use these statistics to identify the percentage of people employed full-time, and the percentage of residents who work in each community year-round.

If worked for:	Then select:
<ul style="list-style-type: none"> Department store Restaurant Automobile dealer National investment firm 	For-profit company or organization
<ul style="list-style-type: none"> Cooperative Credit union Mutual insurance company 	Non-profit organization (including tax exempt and charitable organizations)
<ul style="list-style-type: none"> County-run community college City-run public school City-owned bus lines 	Local government (for example: city or county school district)
<ul style="list-style-type: none"> State university State police 	State government (including state colleges/universities)
<ul style="list-style-type: none"> Armed Forces, regular service U.S. Public Health Service or NOAA Commissioned Corps Military Reserves AND called to service by military order (not weekend training) 	Active duty U.S. Armed Forces or Commissioned Corps
<ul style="list-style-type: none"> Foreign government United Nations 	Federal government civilian employee
<ul style="list-style-type: none"> Profit or fees in his or her own business, farm, office, etc. Sole proprietorships and partnerships, but the company is not incorporated 	Owner of non-incorporated business, professional practice, or farm
<ul style="list-style-type: none"> Own business or organization which was a legal entity created by filing documents with the local secretary of state, commissioner of corporations, or similar official 	Owner of incorporated business, professional practice, or farm
<ul style="list-style-type: none"> Worked on a farm or in a business operated by a relative. This category only applies to workers in the family business or farm, not the owners. The work does not include housework or yard work at home, caring for a family member, unpaid volunteer work or unpaid internships. If the worker receives money, which is considered wages for work, do not assign this category. 	Worked without pay in a for-profit family business or farm for 15 hours or more per week

[Close Help](#)

Community Survey

Save and Log Out

Where You Are

Public Info

Missing Questions

Person Info

Simple Person

Life Person

Daughter Person

Privacy Security

[employer](#)

American Community Survey

[Instructions](#)[FAQs](#)[Save and Log Out](#)

42 b. What was the name of Sample Person's employer, business, or agency? ([Help](#))

[← Previous](#)[Next →](#)


Where You Are

[Basic Info](#)[Housing Questions](#)

Person Info

[• Sample Person](#)[• Wife Person](#)[• Daughter Person](#)[Contact Us](#)[Accessibility](#)[Privacy](#)[Security](#)[Return to Top](#)

employer help



United States[®]
Census
Bureau

City Survey

[Save and Log Out](#)

[Where You Are](#)

[ic Info](#)

[ising Questions](#)

[son Info](#)

[mple Person](#)

[ife Person](#)

[aughter Person](#)

[Instructions](#)

42 b. What wa

[← Previous](#)

Help ×

Why We Ask?

We ask about a person's employer, the kind of business or industry of that employer, the work a person was doing, and that person's most important duties at that job to produce industry and occupation statistics. These statistics are used to understand more about the labor force, to plan and measure education, employment, career development and job training programs, and to measure compliance with antidiscrimination policies.

[- Click Here to Collapse Additional Text](#)

Examples of Federal Uses

- Used to enforce against discrimination in employment by private employers, government agencies, and labor organizations. Used in federal affirmative employment programs, to identify underrepresentation in job categories and specific occupations.
- Used to help make other federal surveys more accurate, including those that produce the nation's official labor market estimates.

Examples of Other Uses

- Used by Federal, State and local agencies to identify the demand of specific occupational categories by geographic areas.
- Used by companies to decide where to locate new plants, stores, or offices.

Help

If worked for:	Then enter:
<ul style="list-style-type: none"> • Company • Business • Government agency 	Name of company, NOT name of person's supervisor
<ul style="list-style-type: none"> • Individual or business that had no company name 	Name of individual this person worked for
<ul style="list-style-type: none"> • His or her own un-named business 	"Self-employed"

[Close Help](#)

[Contact Us](#)

[Privacy](#) [Security](#)

militaryemployer



American Community Survey

[Instructions](#)
[FAQs](#)
[Save and Log Out](#)

42 b. Which branch of the Armed Forces or Commissioned Corps did Sample Person work for? ([Help](#))

- U.S. Army
- U.S. Navy
- U.S. Air Force
- U.S. Marine Corps
- U.S. Coast Guard
- U.S. Public Health Service
- National Oceanic and Atmospheric Administration (NOAA)

[← Previous](#)
[Next →](#)

Where You Are

[Basic Info](#)
[Housing Questions](#)
Person Info


- Sample Person

- Wife Person

- Daughter Person

[Contact Us](#)
[Accessibility](#)
[Privacy](#)
[Security](#)
[Return to Top](#)

militaryemployer help



**United States[®]
Census
Bureau**

Instructions

42 b. Which branch of the military did you work for? ([Help](#))

- U.S. Army
- U.S. Navy
- U.S. Air Force
- U.S. Marine Corps
- U.S. Coast Guard
- U.S. Public Health Service
- National Oceanic and Atmospheric Administration (NOAA)

[← Previous](#)

Contact Us

Help ×

Why We Ask?

We ask about a person's employer, the kind of business or industry of that employer, the work a person was doing, and that person's most important duties at that job to produce industry and occupation statistics. These statistics are used to understand more about the labor force, to plan and measure education, employment, career development and job training programs, and to measure compliance with antidiscrimination policies.

[- Click Here to Collapse Additional Text](#)

Examples of Federal Uses

- Used to enforce against discrimination in employment by private employers, government agencies, and labor organizations. Used in federal affirmative employment programs, to identify underrepresentation in job categories and specific occupations.
- Used to help make other federal surveys more accurate, including those that produce the nation's official labor market estimates.

Examples of Other Uses

- Used by Federal, State and local agencies to identify the demand of specific occupational categories by geographic areas.
- Used by companies to decide where to locate new plants, stores, or offices.

Help

- Do NOT include:
 - Persons elected to federal offices
 - Civilian employees of the Armed Forces
- Include ACTIVE DUTY members of:
 - U.S. Army
 - U.S. Navy
 - U.S. Air Force
 - U.S. Marine Corps
 - U.S. Coast Guard
 - U.S. Public Health Service
 - National Oceanic and Atmospheric Administration (NOAA)

[Close Help](#)

Save and Log Out

Where You Are

Basic Info

Missing Questions

Person Info

Simple Person

Life Person

Daughter Person

Privacy Security

typeofbusiness



American Community Survey

[Instructions](#)
[FAQs](#)
[Save and Log Out](#)

- 42** c. What kind of business or industry was this? *Include the main activity, product, or service provided at the location where employed. (For example: elementary school, residential construction)* [\(Help\)](#)

[◀ Previous](#)
[Next ▶](#)

Where You Are

[Basic Info](#)
[Housing Questions](#)
[Person Info](#)


- [Sample Person](#)

- [Wife Person](#)

- [Daughter Person](#)

[Contact Us](#)
[Accessibility](#)
[Privacy](#)
[Security](#)
[Return to Top](#)

typeofbusiness help



United States[®]
Census
Bureau

Quality Survey

Instructions

42 c. What kind of business, industry, or profession was provided at the construction site?

← Previous

Contact Us

Help ×

Why We Ask?

We ask about a person's employer, the kind of business or industry of that employer, the work a person was doing, and that person's most important duties at that job to produce industry and occupation statistics. These statistics are used to understand more about the labor force, to plan and measure education, employment, career development and job training programs, and to measure compliance with antidiscrimination policies.

- [Click Here to Collapse Additional Text](#)

Examples of Federal Uses

- Used to enforce against discrimination in employment by private employers, government agencies, and labor organizations. Used in federal affirmative employment programs, to identify underrepresentation in job categories and specific occupations.
- Used to help make other federal surveys more accurate, including those that produce the nation's official labor market estimates.

Examples of Other Uses

- Used by Federal, State and local agencies to identify the demand of specific occupational categories by geographic areas.
- Used by companies to decide where to locate new plants, stores, or offices.

Help

- Clearly and specifically describe what the business, industry, or individual employer does at the location where the person worked
- Enter what the main activity was, what products were made or sold, or what service was given.
- If more than one activity, describe only the major activity.
- Enter descriptions like the following:
 - Urgent care center
 - Certified public accounting firm
 - Office supplies manufacturing company

Close Help

Save and Log Out

Where You Are

Personal Info

Missing Questions

Person Info

Simple Person

Life Person

Daughter Person

Privacy

Security

businessclass



American Community Survey

[Instructions](#)
[FAQs](#)
[Save and Log Out](#)

42 d. Was this mainly —

[\(Help\)](#)

- manufacturing?
- wholesale trade?
- retail trade?
- other (agriculture, construction, service, government, etc.)?

◀ Previous

Next ▶

Where You Are

Basic Info

Housing Questions

Person Info

• Sample Person

• Wife Person

• Daughter Person

[Contact Us](#)


[Accessibility](#)

[Privacy](#)

[Security](#)

[Return to Top](#)

businessclass help



Quality Survey

Instructions

42 d. Was this person's main industry activity? [\(Help\)](#)

manufacturing

wholesaling

retail trade

other (agriculture, construction, service, government, etc.)

[← Previous](#)

[Contact Us](#)

Help ×

Why We Ask?

We ask about a person's employer, the kind of business or industry of that employer, the work a person was doing, and that person's most important duties at that job to produce industry and occupation statistics. These statistics are used to understand more about the labor force, to plan and measure education, employment, career development and job training programs, and to measure compliance with antidiscrimination policies.

[- Click Here to Collapse Additional Text](#)

Examples of Federal Uses

- Used to enforce against discrimination in employment by private employers, government agencies, and labor organizations. Used in federal affirmative employment programs, to identify underrepresentation in job categories and specific occupations.
- Used to help make other federal surveys more accurate, including those that produce the nation's official labor market estimates.

Examples of Other Uses

- Used by Federal, State and local agencies to identify the demand of specific occupational categories by geographic areas.
- Used by companies to decide where to locate new plants, stores, or offices.

Help

If main industry activity was:	Then select:
<ul style="list-style-type: none"> Making and processing of products, OR Making, processing, and selling of products in large lots to other manufacturers, wholesalers, or retailers 	Manufacturing
<ul style="list-style-type: none"> Buying of goods in large quantities from the manufacturer and selling the goods, usually in large volume, to other wholesalers or retailers, or industrial users 	Wholesale trade
<ul style="list-style-type: none"> Selling of products to individual consumers or users 	Retail trade
<ul style="list-style-type: none"> Other kinds of industries not previously mentioned, such as farms, construction firms, government offices, and services 	Other (agriculture, construction, service, government, etc.)

[Save and Log Out](#)

Where You Are

[Home](#)

[Basic Info](#)

[Missing Questions](#)

[Person Info](#)

[Simple Person](#)

[Life Person](#)

[Daughter Person](#)

[Privacy](#)

[Security](#)

[Close Help](#)

typeofwork



American Community Survey

[Instructions](#)
[FAQs](#)
[Save and Log Out](#)

42 e. What was Sample Person's main occupation? (For example: 4th grade teacher, entry-level plumber) [\(Help\)](#)

[← Previous](#)
[Next →](#)

Where You Are

[Basic Info](#)
[Housing Questions](#)
[Person Info](#)

- Sample Person

- Wife Person

- Daughter Person

[Contact Us](#)
[Accessibility](#)
[Privacy](#)
[Security](#)
[Return to Top](#)

[typeofwork help](#)

The screenshot shows a help modal window titled "Help" overlaid on a survey page. The survey page header includes the "United States Census Bureau" logo and the title "Quality Survey". The survey question is "42 e. What was the person's most important job title or occupation?" with a sub-question "level plumber". The help modal contains the following content:

Why We Ask?

We ask about a person's employer, the kind of business or industry of that employer, the work a person was doing, and that person's most important duties at that job to produce industry and occupation statistics. These statistics are used to understand more about the labor force, to plan and measure education, employment, career development and job training programs, and to measure compliance with antidiscrimination policies.

[- Click Here to Collapse Additional Text](#)

Examples of Federal Uses

- Used to enforce against discrimination in employment by private employers, government agencies, and labor organizations. Used in federal affirmative employment programs, to identify underrepresentation in job categories and specific occupations.
- Used to help make other federal surveys more accurate, including those that produce the nation's official labor market estimates.

Examples of Other Uses

- Used by Federal, State and local agencies to identify the demand of specific occupational categories by geographic areas.
- Used by companies to decide where to locate new plants, stores, or offices.

Help

- Provide clearly and specifically a description of the kind of work the person does.
- If possible, avoid single words such as: nurse, manager, or engineer.
- Enter descriptions like the following:
 - Registered nurse
 - Human resources manager
 - Industrial engineer
- If trainee, apprentice, or helper, then include in this description

[Close Help](#)

duties



American Community Survey

[Instructions](#)
[FAQs](#)
[Save and Log Out](#)

- 42** f. Describe Sample Person's most important activities or duties. (For example: instruct and evaluate students in math and create lesson plans, assemble and install pipe sections and review building plans for work details) [\(Help\)](#)

[← Previous](#)
[Next →](#)

Where You Are

[Basic Info](#)
[Housing Questions](#)
Person Info

- Sample Person

- Wife Person

- Daughter Person

[Contact Us](#)
[Accessibility](#)
[Privacy](#)
[Security](#)
[Return to Top](#)

duties help

United States[®]
Census
Bureau

Instructions

42 f. Describe
and evaluat
review build

← Previous

Contact Us

Help

Why We Ask?

We ask about a person's employer, the kind of business or industry of that employer, the work a person was doing, and that person's most important duties at that job to produce industry and occupation statistics. These statistics are used to understand more about the labor force, to plan and measure education, employment, career development and job training programs, and to measure compliance with antidiscrimination policies.

[- Click Here to Collapse Additional Text](#)

Examples of Federal Uses

- Used to enforce against discrimination in employment by private employers, government agencies, and labor organizations. Used in federal affirmative employment programs, to identify underrepresentation in job categories and specific occupations.
- Used to help make other federal surveys more accurate, including those that produce the nation's official labor market estimates.

Examples of Other Uses

- Used by Federal, State and local agencies to identify the demand of specific occupational categories by geographic areas.
- Used by companies to decide where to locate new plants, stores, or offices.

Help

- Provide clearly and specifically a description of the most important activities or duties performed
- Enter descriptions like the following:
 - Coordinate patient care and administer medications
 - Direct hiring policies and advise supervisors on employee relations matters
 - Design control systems to ensure product quality

Close Help

ity Survey

Save and Log Out

Where You Are

ic Info

ising Questions

son Info

imple Person

ife Person

ughter Person

Privacy Security

wages



American Community Survey

[Instructions](#)
[FAQs](#)
[Save and Log Out](#)

43 The next few questions are about Sample Person's income during the PAST 12 MONTHS.

For each type of income Sample Person received, give your best estimate of the TOTAL AMOUNT during the PAST 12 MONTHS. (NOTE: The "past 12 months" is the period from today's date one year ago up through today.)

For income received jointly, report the appropriate share for each person - or, if that's not possible, report the whole amount for only one person and select "No" for the other person.

a. Did Sample Person receive any wages, salary, commissions, bonuses, or tips during the PAST 12 MONTHS? ([Help](#))

- Yes
 No

[← Previous](#)
[Next →](#)

Where You Are

[Basic Info](#)
[Housing Questions](#)
[Person Info](#)


- [Sample Person](#)

- [Wife Person](#)

- [Daughter Person](#)

[Contact Us](#)
[Accessibility](#)
[Privacy](#)
[Security](#)
[Return to Top](#)

wages help



United States
Census
Bureau

ity Survey

Save and Log Out

Where You Are

ic Info

ising Questions

son Info

mple Person

fe Person

ughter Person

Instructions

43 The next fe MONTHS.

For each typ AMOUNT d today's date

For income possible, re

a. Did Sam the PAST 1

Yes

No

[← Previous](#)

Contact Us

Why We Ask?

We ask questions about the funds a person receives from various sources to create statistics about income, earnings, and poverty. These estimates measure the economic well-being of the nation. Income and poverty estimates are often part of allocation formulas that determine how food, health care, job training, housing and other assistance are distributed.

[- Click Here to Collapse Additional Text](#)

Examples of Federal Uses

- Used in formulas that provide funding to populations with the greatest need (such as children and seniors).
- Used to understand the characteristics of people living at or below the poverty line. These estimates are then used to set eligibility requirements for individuals, governments, and organizations seeking funding for education, housing assistance, health care, food assistance, legal services, and many other programs.

Examples of Other Uses

- States and counties use these statistics to identify local areas eligible for grants to stimulate economic recovery, run job-training programs, and define areas as empowerment or enterprise zones.
- States and counties also use this information to assist children in poverty, and to provide funds to counties and school districts for resources and services that improve the education of economically disadvantaged children.

Help

If person received:	Then select:
<ul style="list-style-type: none"> Wages and salaries before deductions from ALL jobs Tips Commissions Bonuses Salary from incorporated businesses Sick leave pay Vacation pay Director fees Severance pay Assistantships and teaching fellowships Piece-rate Military personnel: <ul style="list-style-type: none"> Base pay Cash housing and/or subsistence allowance Flight pay Uniform allotments Reenlistment bonuses Armed forces or national guard pay 	<p>Yes</p>

[Close Help](#)

[Return to Top](#)

wages edit message



American Community Survey

Instructions

FAQs

Save and Log Out

Please answer this important question.

43 The next few questions are about Sample Person's income during the PAST 12 MONTHS.

For each type of income Sample Person received, give your best estimate of the TOTAL AMOUNT during the PAST 12 MONTHS. (NOTE: The "past 12 months" is the period from today's date one year ago up through today.)

For income received jointly, report the appropriate share for each person - or, if that's not possible, report the whole amount for only one person and select "No" for the other person.

a. Did Sample Person receive any wages, salary, commissions, bonuses, or tips during the PAST 12 MONTHS? ([Help](#))

- Yes
 No

◀ Previous

Next ▶

Where You Are

Basic Info

Housing Questions

Person Info

• Sample Person

• Wife Person

• Daughter Person

Contact Us

Accessibility

Privacy

Security



American Community Survey

[Instructions](#)
[FAQs](#)
[Save and Log Out](#)

43 The next few questions are about Sample Person's income during the PAST 12 MONTHS.

For each type of income Sample Person received, give your best estimate of the TOTAL AMOUNT during the PAST 12 MONTHS. (NOTE: The "past 12 months" is the period from today's date one year ago up through today.)

For income received jointly, report the appropriate share for each person - or, if that's not possible, report the whole amount for only one person and select "No" for the other person.

a. Did Sample Person receive any wages, salary, commissions, bonuses, or tips during the PAST 12 MONTHS? ([Help](#))

- Yes
 No

➔ What was the amount? Report amount from all jobs before any deductions for taxes, bonds, dues, or other items. ([Help](#))

TOTAL AMOUNT for past 12 months

\$	Amount	.00
----	--------	-----

[← Previous](#)
[Next →](#)

Where You Are

[Basic Info](#)
[Housing Questions](#)
[Person Info](#)

- Sample Person

- Wife Person

- Daughter Person

[Contact Us](#)
[Accessibility](#)
[Privacy](#)
[Security](#)

United States[®]
Census
Bureau

Instructions

43 The next few MONTHS.

For each type AMOUNT of today's date

For income possible, re

a. Did Samy the PAST 1

Yes
 No

➔ What was t dues, or oth

TOTAL AMC

\$ Amo

← Previous

Contact Us

Help ✕

Why We Ask?

We ask questions about the funds a person receives from various sources to create statistics about income, earnings, and poverty. These estimates measure the economic well-being of the nation. Income and poverty estimates are often part of allocation formulas that determine how food, health care, job training, housing and other assistance are distributed.

[- Click Here to Collapse Additional Text](#)

Examples of Federal Uses

- Used in formulas that provide funding to populations with the greatest need (such as children and seniors).
- Used to understand the characteristics of people living at or below the poverty line. These estimates are then used to set eligibility requirements for individuals, governments, and organizations seeking funding for education, housing assistance, health care, food assistance, legal services, and many other programs.

Examples of Other Uses

- States and counties use these statistics to identify local areas eligible for grants to stimulate economic recovery, run job-training programs, and define areas as empowerment or enterprise zones.
- States and counties also use this information to assist children in poverty, and to provide funds to counties and school districts for resources and services that improve the education of economically disadvantaged children.

Help

If person received:	Then:
<ul style="list-style-type: none"> Wages and salaries before deductions from ALL jobs Tips Commissions Bonuses Salary from incorporated businesses Sick leave pay Vacation pay Director fees Severance pay Assistantships and teaching fellowships Piece-rate Military personnel: <ul style="list-style-type: none"> Base pay Cash housing and/or subsistence allowance Flight pay Uniform allotments Reenlistment bonuses Armed forces or national guard pay 	Include in amount
<ul style="list-style-type: none"> Refunds or rebates of any kind Withdrawals from savings of any kind Capital gains or losses from the sale of homes, shares of stock, cryptocurrencies such as Bitcoin, Ethereum, Dogecoin, etc. Inheritances or insurance settlements Any type of loan Pay in-kind such as food, free rent Lottery winnings taken in lump sum 	Do NOT include in amount

Close Help

Save and Log Out

Where You Are

ic Info

ising Questions

son Info

imple Person

ife Person

ughter Person

Privacy Security

wagesamt edit message



American Community Survey

Instructions

FAQs

Save and Log Out

- 43 The next few questions are about Sample Person's income during the PAST 12 MONTHS.

For each type of income Sample Person received, give your best estimate of the TOTAL AMOUNT during the PAST 12 MONTHS. (NOTE: The "past 12 months" is the period from today's date one year ago up through today.)

For income received jointly, report the appropriate share for each person - or, if that's not possible, report the whole amount for only one person and select "No" for the other person.

a. Did Sample Person receive any wages, salary, commissions, bonuses, or tips during the PAST 12 MONTHS? (Help)

- Yes
 No

! Please give your best estimate.

- ➔** **What was the amount?** Report amount from all jobs before any deductions for taxes, bonds, dues, or other items. (Help)

TOTAL AMOUNT for past 12 months

\$.00

◀ Previous

Next ▶

Where You Are

Basic Info

Housing Questions

Person Info

• Sample Person

• Wife Person

• Daughter Person

Contact Us

Accessibility

Privacy

Security

[Return to Top](#)

selfemp



American Community Survey

[Instructions](#)
[FAQs](#)
[Save and Log Out](#)

43 b. Did Sample Person receive any self-employment income from his own nonfarm businesses or farm businesses, including proprietorships and partnerships, during the PAST 12 MONTHS? ([Help](#))

- Yes
- No

[← Previous](#)
[Next →](#)

Where You Are

[Basic Info](#)
[Housing Questions](#)
[Person Info](#)

- [Sample Person](#)

- [Wife Person](#)

- [Daughter Person](#)

[Contact Us](#)
[Accessibility](#)
[Privacy](#)
[Security](#)
[Return to Top](#)

United States[®]
Census
Bureau

Instructions

43 b. Did Sam
businesses
PAST 12 M

Yes
 No

[← Previous](#)

[Contact Us](#)

Help ×

Why We Ask?

We ask questions about the funds a person receives from various sources to create statistics about income, earnings, and poverty. These estimates measure the economic well-being of the nation. Income and poverty estimates are often part of allocation formulas that determine how food, health care, job training, housing and other assistance are distributed.

[- Click Here to Collapse Additional Text](#)

Examples of Federal Uses

- Used in formulas that provide funding to populations with the greatest need (such as children and seniors).
- Used to understand the characteristics of people living at or below the poverty line. These estimates are then used to set eligibility requirements for individuals, governments, and organizations seeking funding for education, housing assistance, health care, food assistance, legal services, and many other programs.

Examples of Other Uses

- States and counties use these statistics to identify local areas eligible for grants to stimulate economic recovery, run job-training programs, and define areas as empowerment or enterprise zones.
- States and counties also use this information to assist children in poverty, and to provide funds to counties and school districts for resources and services that improve the education of economically disadvantaged children.

Help

If income received jointly by household members:

- If possible, report appropriate share for each person
- If not possible, report whole amount for one person AND select "No" for other person

If:	Then select:
Nonfarm	"Yes" if: <ul style="list-style-type: none"> Person received profit (or loss) from self-employment in sole proprietorships and partnerships "No" if: <ul style="list-style-type: none"> Person received profit (or loss) from incorporated business
Farm	"Yes" if: <ul style="list-style-type: none"> Person received amounts from land rented for shares Person received profit (or loss) from self-employment in sole proprietorships and partnerships "No" if: <ul style="list-style-type: none"> Person received amounts from land rented for cash Person received profit (or loss) from incorporated business

[Close Help](#)

ity Survey

[Save and Log Out](#)

[Where You Are](#)

[ic Info](#)

[osing Questions](#)

[son Info](#)

[mple Person](#)

[ife Person](#)

[ughter Person](#)

[Privacy](#) [Security](#)



American Community Survey

[Instructions](#)
[FAQs](#)
[Save and Log Out](#)

43 b. Did Sample Person receive any self-employment income from his own nonfarm businesses or farm businesses, including proprietorships and partnerships, during the PAST 12 MONTHS? ([Help](#))

- Yes
 No

➔ **What was the amount?** Report NET income after business expenses. If net income was a loss, enter the amount and select "Loss." ([Help](#))

TOTAL AMOUNT for past 12 months

\$	Amount	.00
----	--------	-----

Loss

[← Previous](#)
[Next →](#)

Where You Are


[Basic Info](#)
[Housing Questions](#)
Person Info

- Sample Person

- Wife Person

- Daughter Person

[Contact Us](#)
[Accessibility](#)
[Privacy](#)
[Security](#)



United States
Census
Bureau

ity Survey

Save and Log Out

Where You Are

ic Info

ising Questions

son Info

imple Person

ife Person

ughter Person

Instructions

43 b. Did Sam
businesses
PAST 12 M

Yes
 No

➔ What was t
loss, enter t

TOTAL AMC
\$ Amc

Loss

← Previous

Help

×

Why We Ask?

We ask questions about the funds a person receives from various sources to create statistics about income, earnings, and poverty. These estimates measure the economic well-being of the nation. Income and poverty estimates are often part of allocation formulas that determine how food, health care, job training, housing and other assistance are distributed.

[- Click Here to Collapse Additional Text](#)

Examples of Federal Uses

- Used in formulas that provide funding to populations with the greatest need (such as children and seniors).
- Used to understand the characteristics of people living at or below the poverty line. These estimates are then used to set eligibility requirements for individuals, governments, and organizations seeking funding for education, housing assistance, health care, food assistance, legal services, and many other programs.

Examples of Other Uses

- States and counties use these statistics to identify local areas eligible for grants to stimulate economic recovery, run job-training programs, and define areas as empowerment or enterprise zones.
- States and counties also use this information to assist children in poverty, and to provide funds to counties and school districts for resources and services that improve the education of economically disadvantaged children.

Help

If income received jointly by household members:

- If possible, report appropriate share for each person
- If not possible, report whole amount for one person AND select "No" for other person

If:	Then:
Nonfarm	Include: <ul style="list-style-type: none"> Profit or Loss (report <i>net</i> money income - gross receipts minus expenses) from self-employment in sole proprietorships and partnerships Exclude: <ul style="list-style-type: none"> Profit (or loss) of incorporated businesses the person owns
Farm	Include: <ul style="list-style-type: none"> Profit (or loss) from self-employment in sole proprietorships and partnerships Amounts from land rented for shares Exclude: <ul style="list-style-type: none"> Profit (or loss) of incorporated farm businesses the person owns Amounts from land rented for cash

Close Help

[Return to Top](#)

interest



American Community Survey

[Instructions](#)
[FAQs](#)
[Save and Log Out](#)

- 43** c. Did Sample Person receive any interest, dividends, net rental income, royalty income, or income from estates and trusts during the PAST 12 MONTHS? Report even small amounts credited to an account. [\(Help\)](#)

For income received jointly, report the appropriate share for each person - or, if that's not possible, report the whole amount for only one person and select "No" for the other person.

- Yes
 No

[← Previous](#)
[Next →](#)

Where You Are

[Basic Info](#)
[Housing Questions](#)
Person Info

- Sample Person

- Wife Person

- Daughter Person

[Contact Us](#)
[Accessibility](#)
[Privacy](#)
[Security](#)
[Return to Top](#)

interest help

United States[®]
Census
Bureau

Instructions

43

c. Did Sam
or income f
amounts cre

For income
possible, re

Yes
 No

← Previous

Contact Us

Help

Why We Ask?

We ask questions about the funds a person receives from various sources to create statistics about income, earnings, and poverty. These estimates measure the economic well-being of the nation. Income and poverty estimates are often part of allocation formulas that determine how food, health care, job training, housing and other assistance are distributed.

- [Click Here to Collapse Additional Text](#)

Examples of Federal Uses

- Used in formulas that provide funding to populations with the greatest need (such as children and seniors).
- Used to understand the characteristics of people living at or below the poverty line. These estimates are then used to set eligibility requirements for individuals, governments, and organizations seeking funding for education, housing assistance, health care, food assistance, legal services, and many other programs.

Examples of Other Uses

- States and counties use these statistics to identify local areas eligible for grants to stimulate economic recovery, run job-training programs, and define areas as empowerment or enterprise zones.
- States and counties also use this information to assist children in poverty, and to provide funds to counties and school districts for resources and services that improve the education of economically disadvantaged children.

Help

If person received:	Then select:
<ul style="list-style-type: none"> • Interest received or credited to: <ul style="list-style-type: none"> • Checking and saving accounts • Money market funds • Certificates of deposit (CDs) • Individual Retirement Accounts (IRAs) • KEOGHs • Government bonds • Dividends received, credited, or reinvested from ownership of stocks or mutual funds • Profit (or loss) from: <ul style="list-style-type: none"> • Royalties • Rental of land, buildings or real estate • Roomers or boarders • Regular payments from estate or trust fund 	<p>Yes</p>

Close Help

ity Survey

Save and Log Out

Where You Are

ic Info

ising Questions

son Info

imple Person

ife Person

ughter Person

Privacy Security

interestamt



American Community Survey

[Instructions](#)
[FAQs](#)
[Save and Log Out](#)

- 43** c. Did Sample Person receive any interest, dividends, net rental income, royalty income, or income from estates and trusts during the PAST 12 MONTHS? Report even small amounts credited to an account. [\(Help\)](#)

For income received jointly, report the appropriate share for each person - or, if that's not possible, report the whole amount for only one person and select "No" for the other person.

- Yes
 No

➔ What was the amount?

If net income was a loss, enter the amount and select "Loss." [\(Help\)](#)

TOTAL AMOUNT for past 12 months

\$	Amount	.00
----	--------	-----

Loss

[← Previous](#)
[Next →](#)

Where You Are

[Basic Info](#)
[Housing Questions](#)
[Person Info](#)

- Sample Person

- Wife Person

- Daughter Person

[Contact Us](#)
[Accessibility](#)
[Privacy](#)
[Security](#)
[Return to Top](#)

**United States[®]
Census
Bureau**

Instructions

43 c. Did Sam...
or income...
amounts cre...

For income...
possible, re...

Yes
 No

➔ What was t...
if net incom...

TOTAL AMO...
\$ Amo...

Loss

← Previous

Contact Us

Help ×

Why We Ask?

We ask questions about the funds a person receives from various sources to create statistics about income, earnings, and poverty. These estimates measure the economic well-being of the nation. Income and poverty estimates are often part of allocation formulas that determine how food, health care, job training, housing and other assistance are distributed.

[- Click Here to Collapse Additional Text](#)

Examples of Federal Uses

- Used in formulas that provide funding to populations with the greatest need (such as children and seniors).
- Used to understand the characteristics of people living at or below the poverty line. These estimates are then used to set eligibility requirements for individuals, governments, and organizations seeking funding for education, housing assistance, health care, food assistance, legal services, and many other programs.

Examples of Other Uses

- States and counties use these statistics to identify local areas eligible for grants to stimulate economic recovery, run job-training programs, and define areas as empowerment or enterprise zones.
- States and counties also use this information to assist children in poverty, and to provide funds to counties and school districts for resources and services that improve the education of economically disadvantaged children.

Help

If person received:	Then:
<ul style="list-style-type: none"> Interest received or credited to: <ul style="list-style-type: none"> Checking and saving accounts Money market funds Certificates of deposit (CDs) Individual Retirement Accounts (IRAs) KEOGHs Government bonds Dividends received, credited, or reinvested from ownership of stocks or mutual funds Profit (or loss) from: <ul style="list-style-type: none"> Royalties Rental of land, buildings or real estate Roomers or boarders Regular payments from estate or trust fund 	Include in amount
<ul style="list-style-type: none"> Refunds or rebates of any kind Withdrawals from savings of any kind Capital gains or losses from the sale of homes, shares of stock, cryptocurrencies such as Bitcoin, Ethereum, Dogecoin, etc. Inheritances or insurance settlements Any type of loan Pay in-kind such as food, free rent Lottery winnings taken in lump sum 	Do NOT include in amount

Close Help

Quality Survey

Save and Log Out

Where You Are

ic Info

ising Questions

son Info

imple Person

ife Person

ughter Person

Privacy Security



American Community Survey

[Instructions](#)
[FAQs](#)
[Save and Log Out](#)

43 d. Did Sample Person receive any Social Security or Railroad Retirement benefits during the PAST 12 MONTHS? ([Help](#))

For income received jointly, report the appropriate share for each person - or, if that's not possible, report the whole amount for only one person and select "No" for the other person.

- Yes
 No

[◀ Previous](#)
[Next ▶](#)

Where You Are

[Basic Info](#)
[Housing Questions](#)
Person Info


- Sample Person

- Wife Person

- Daughter Person

[Contact Us](#)
[Accessibility](#)
[Privacy](#)
[Security](#)

socialsecurity help



United States[®]
Census
Bureau

ity Survey

Save and Log Out

Where You Are

ic Info

ising Questions

son Info

imple Person

ife Person

ughter Person

Instructions

43 d. Did Sam
the PAST 1

*For income
possible, re*

Yes
 No

[← Previous](#)

Help
×

Why We Ask?

We ask questions about the funds a person receives from various sources to create statistics about income, earnings, and poverty. These estimates measure the economic well-being of the nation. Income and poverty estimates are often part of allocation formulas that determine how food, health care, job training, housing and other assistance are distributed.

[- Click Here to Collapse Additional Text](#)

Examples of Federal Uses

- Used in formulas that provide funding to populations with the greatest need (such as children and seniors).
- Used to understand the characteristics of people living at or below the poverty line. These estimates are then used to set eligibility requirements for individuals, governments, and organizations seeking funding for education, housing assistance, health care, food assistance, legal services, and many other programs.

Examples of Other Uses

- States and counties use these statistics to identify local areas eligible for grants to stimulate economic recovery, run job-training programs, and define areas as empowerment or enterprise zones.
- States and counties also use this information to assist children in poverty, and to provide funds to counties and school districts for resources and services that improve the education of economically disadvantaged children.

Help

If person received:	Then select:
<ul style="list-style-type: none"> • Before Medicare deductions: <ul style="list-style-type: none"> • Social Security • Railroad Retirement payments • Payments to retired persons • Payments to dependents of deceased insured workers • Payments to disabled workers 	Yes

[Close Help](#)

Contact Us

Privacy Security



American Community Survey

[Instructions](#)
[FAQs](#)
[Save and Log Out](#)

- 43** d. Did Ref Person Doe receive any Social Security or Railroad Retirement benefits during the PAST 12 MONTHS? ([Help](#))
For income received jointly, report the appropriate share for each person - or if that's not possible, report the whole amount for only one person and select "No" for the other person.

- Yes
 No

➔ What was the amount? ([Help](#))

TOTAL AMOUNT for past 12 months

\$.00

[← Previous](#)
[Next →](#)

Where You Are

[Basic Info](#)
[Housing Questions](#)
Person Info


- Ref Person Doe

- Wife Doe

- Bio Son Doe

- Step Daughter Doe

- Grandson Doe



ity Survey

Instructions

43 d. Did Ref E during the For income possible, re

Yes

No

What was t

TOTAL AMC

\$ Amc

[← Previous](#)

Help

Why We Ask?

We ask questions about the funds a person receives from various sources to create statistics about income, earnings, and poverty. These estimates measure the economic well-being of the nation. Income and poverty estimates are often part of allocation formulas that determine how food, health care, job training, housing and other assistance are distributed.

- [Click Here to Collapse Additional Text](#)

Examples of Federal Uses

- Used in formulas that provide funding to populations with the greatest need (such as children and seniors).
- Used to understand the characteristics of people living at or below the poverty line. These estimates are then used to set eligibility requirements for individuals, governments, and organizations seeking funding for education, housing assistance, health care, food assistance, legal services, and many other programs.

Examples of Other Uses

- States and counties use these statistics to identify local areas eligible for grants to stimulate economic recovery, run job-training programs, and define areas as empowerment or enterprise zones.
- States and counties also use this information to assist children in poverty, and to provide funds to counties and school districts for resources and services that improve the education of economically disadvantaged children.

Help

If person received:	Then:
<ul style="list-style-type: none"> Before Medicare deductions: <ul style="list-style-type: none"> Social Security Railroad Retirement payments Payments to retired persons Payments to dependents of deceased insured workers Payments to disabled workers 	Include in amount
<ul style="list-style-type: none"> Refunds or rebates of any kind Withdrawals from savings of any kind Capital gains or losses from the sale of homes, shares of stock, cryptocurrencies such as Bitcoin, Ethereum, Dogecoin, etc. Inheritances or insurance settlements Any type of loan Pay in-kind such as food, free rent 	Do NOT include in amount

[Save and Log Out](#)

[Where You Are](#)

[ic Info](#)

[ising Questions](#)

[son Info](#)

[f Person Coe](#)

[Contact Us](#)

[Privacy](#) [Security](#)

[Close Help](#)

ssi



American Community Survey

[Instructions](#)
[FAQs](#)
[Save and Log Out](#)

43 e. Did Sample Person receive any Supplemental Security Income (SSI) payments during the PAST 12 MONTHS? ([Help](#))

- Yes
- No

[← Previous](#)
[Next →](#)

Where You Are

[Basic Info](#)
[Housing Questions](#)
[Person Info](#)


- [Sample Person](#)

- [Wife Person](#)

- [Daughter Person](#)

[Contact Us](#)
[Accessibility](#)
[Privacy](#)
[Security](#)
[Return to Top](#)

ssi help



**United States[®]
Census
Bureau**

Income and Poverty Survey

[Save and Log Out](#)

[Where You Are](#)

[Public Info](#)

[Helping Questions](#)

[Person Info](#)

[Simple Person](#)

[Life Person](#)

[Daughter Person](#)

Instructions

43 e. Did Sample Person Receive Supplemental Security Income (SSI) in the PAST 12 MONTHS?

Yes

No

[← Previous](#)

Help

×

Why We Ask?

We ask questions about the funds a person receives from various sources to create statistics about income, earnings, and poverty. These estimates measure the economic well-being of the nation. Income and poverty estimates are often part of allocation formulas that determine how food, health care, job training, housing and other assistance are distributed.

[- Click Here to Collapse Additional Text](#)

Examples of Federal Uses

- Used in formulas that provide funding to populations with the greatest need (such as children and seniors).
- Used to understand the characteristics of people living at or below the poverty line. These estimates are then used to set eligibility requirements for individuals, governments, and organizations seeking funding for education, housing assistance, health care, food assistance, legal services, and many other programs.

Examples of Other Uses

- States and counties use these statistics to identify local areas eligible for grants to stimulate economic recovery, run job-training programs, and define areas as empowerment or enterprise zones.
- States and counties also use this information to assist children in poverty, and to provide funds to counties and school districts for resources and services that improve the education of economically disadvantaged children.

Help

If income received jointly by household members:

- If possible, report appropriate share for each person
- If not possible, report whole amount for one person AND select "No" for other person

If person received:	Then select:
<ul style="list-style-type: none"> • Supplemental Security Income (SSI) provided to: <ul style="list-style-type: none"> • Elderly • Blind • Disabled persons 	Yes

[Close Help](#)

[Contact Us](#)

[Privacy](#) [Security](#)

ssiamt



American Community Survey

[Instructions](#)
[FAQs](#)
[Save and Log Out](#)

43 e. Did Sample Person receive any Supplemental Security Income (SSI) payments during the PAST 12 MONTHS? ([Help](#))

 Yes

 No

➔ What was the amount? ([Help](#))

TOTAL AMOUNT for past 12 months

\$.00

[← Previous](#)
[Next →](#)

Where You Are

[Basic Info](#)
[Housing Questions](#)
Person Info

- Sample Person

- Wife Person

- Daughter Person

[Contact Us](#)
[Accessibility](#)
[Privacy](#)
[Security](#)
[Return to Top](#)

United States[®]
Census
Bureau

Instructions

43 e. Did Sam
the PAST 1

Yes
 No

What was t

TOTAL AMO
\$ Amo

← Previous

Contact Us

Help ×

Why We Ask?

We ask questions about the funds a person receives from various sources to create statistics about income, earnings, and poverty. These estimates measure the economic well-being of the nation. Income and poverty estimates are often part of allocation formulas that determine how food, health care, job training, housing and other assistance are distributed.

[- Click Here to Collapse Additional Text](#)

Examples of Federal Uses

- Used in formulas that provide funding to populations with the greatest need (such as children and seniors).
- Used to understand the characteristics of people living at or below the poverty line. These estimates are then used to set eligibility requirements for individuals, governments, and organizations seeking funding for education, housing assistance, health care, food assistance, legal services, and many other programs.

Examples of Other Uses

- States and counties use these statistics to identify local areas eligible for grants to stimulate economic recovery, run job-training programs, and define areas as empowerment or enterprise zones.
- States and counties also use this information to assist children in poverty, and to provide funds to counties and school districts for resources and services that improve the education of economically disadvantaged children.

Help

If income received jointly by household members:

- If possible, report appropriate share for each person
- If not possible, report whole amount for one person AND select "No" for other person

If person received:	Then:
<ul style="list-style-type: none"> Supplemental Security Income (SSI) provided to: <ul style="list-style-type: none"> Elderly Blind Disabled persons 	Include in amount
<ul style="list-style-type: none"> Refunds or rebates of any kind Withdrawals from savings of any kind Capital gains or losses from the sale of homes, shares of stock, cryptocurrencies such as Bitcoin, Ethereum, Dogecoin, etc. Inheritances or insurance settlements Any type of loan Pay in-kind such as food, free rent 	Do NOT include in amount

Close Help

Save and Log Out

Where You Are

ic Info

ising Questions

son Info

imple Person

ife Person

ughter Person

Privacy Security

publicasst



American Community Survey

[Instructions](#)
[FAQs](#)
[Save and Log Out](#)

43 f. Did Sample Person receive any public assistance or welfare payments from the state or local welfare office during the PAST 12 MONTHS? ([Help](#))

- Yes
 No

[← Previous](#)
[Next →](#)

Where You Are


[Basic Info](#)
[Housing Questions](#)
[Person Info](#)

- [Sample Person](#)

- [Wife Person](#)

- [Daughter Person](#)

[Contact Us](#)
[Accessibility](#)
[Privacy](#)
[Security](#)
[Return to Top](#)



ity Survey

Instructions

43 f. Did Samp
or local we

Yes

No

[← Previous](#)

Help ×

Why We Ask?

We ask questions about the funds a person receives from various sources to create statistics about income, earnings, and poverty. These estimates measure the economic well-being of the nation. Income and poverty estimates are often part of allocation formulas that determine how food, health care, job training, housing and other assistance are distributed.

[- Click Here to Collapse Additional Text](#)

Examples of Federal Uses

- Used in formulas that provide funding to populations with the greatest need (such as children and seniors).
- Used to understand the characteristics of people living at or below the poverty line. These estimates are then used to set eligibility requirements for individuals, governments, and organizations seeking funding for education, housing assistance, health care, food assistance, legal services, and many other programs.

Examples of Other Uses

- States and counties use these statistics to identify local areas eligible for grants to stimulate economic recovery, run job-training programs, and define areas as empowerment or enterprise zones.
- States and counties also use this information to assist children in poverty, and to provide funds to counties and school districts for resources and services that improve the education of economically disadvantaged children.

Help

If income received jointly by household members:

- If possible, report appropriate share for each person
- If not possible, report whole amount for one person AND select "No" for other person

If person received:	Then select:
<ul style="list-style-type: none"> Public assistance or welfare payments received by check or electronic transfer from the state or local welfare office, even if received for only one month or less than a year 	Yes
<ul style="list-style-type: none"> Unemployment compensation 	No

[Save and Log Out](#)

[Where You Are](#)

[ic Info](#)

[ising Questions](#)

[son Info](#)

[mple Person](#)

[ife Person](#)

[ughter Person](#)

[Contact Us](#)

[Privacy](#) [Security](#)

[Close Help](#)



American Community Survey

[Instructions](#)
[FAQs](#)
[Save and Log Out](#)

43 f. Did Sample Person receive any public assistance or welfare payments from the state or local welfare office during the PAST 12 MONTHS? ([Help](#))

 Yes

 No

➔ What was the amount? ([Help](#))

TOTAL AMOUNT for past 12 months

\$.00

[◀ Previous](#)
[Next ▶](#)

Where You Are

[Basic Info](#)
[Housing Questions](#)
[Person Info](#)

- Sample Person

- Wife Person

- Daughter Person

[Contact Us](#)
[Accessibility](#)
[Privacy](#)
[Security](#)

publicasstamt help

City Survey

Save and Log Out

Where You Are

Public Info

Missing Questions

Person Info

Simple Person

Life Person

Daughter Person

Instructions

43 f. Did Samp or local we

Yes

No

→ What was t

TOTAL AMC

\$ Amc

← Previous

Help ×

Why We Ask?

We ask questions about the funds a person receives from various sources to create statistics about income, earnings, and poverty. These estimates measure the economic well-being of the nation. Income and poverty estimates are often part of allocation formulas that determine how food, health care, job training, housing and other assistance are distributed.

- [Click Here to Collapse Additional Text](#)

Examples of Federal Uses

- Used in formulas that provide funding to populations with the greatest need (such as children and seniors).
- Used to understand the characteristics of people living at or below the poverty line. These estimates are then used to set eligibility requirements for individuals, governments, and organizations seeking funding for education, housing assistance, health care, food assistance, legal services, and many other programs.

Examples of Other Uses

- States and counties use these statistics to identify local areas eligible for grants to stimulate economic recovery, run job-training programs, and define areas as empowerment or enterprise zones.
- States and counties also use this information to assist children in poverty, and to provide funds to counties and school districts for resources and services that improve the education of economically disadvantaged children.

Help

If income received jointly by household members:

- If possible, report appropriate share for each person
- If not possible, report whole amount for one person AND select "No" for other person

If person received:	Then:
<ul style="list-style-type: none"> Public assistance or welfare payments received by check or electronic transfer from the state or local welfare office, even if received for only one month or less than a year Benefits received on behalf of children (Temporary Assistance for Needy Families (TANF), Aid to Families with Dependent Children (AFDC), Aid to Dependent Children (ADC)) Welfare or welfare to work, General Assistance, General Relief, Emergency Assistance, and Diversion Payments 	Include in the amount
<ul style="list-style-type: none"> Unemployment compensation Supplemental Security Income (SSI) Food assistance (such as food stamps and benefits from the Supplemental Nutrition Assistance Program, or SNAP) Rental assistance Educational assistance Child care assistance Transportation assistance Assistance with heating or cooling costs or ANY other energy assistance (such as Low Income Home Energy Assistance Program, or LIHEAP) 	Do NOT include in amount

Contact Us

Privacy Security

Close Help

[survivoranddisability](#)

American Community Survey

[Instructions](#)[FAQs](#)[Save and Log Out](#)

43 g. Did Sample Person receive any survivor or disability income DURING THE PAST 12 MONTHS? ([Help](#))

- Yes
 No

[← Previous](#)[Next →](#)

Where You Are

Basic Info

Housing Questions

Person Info


• Sample Person

• Wife Person

• Daughter Person

[Contact Us](#)[Accessibility](#)[Privacy](#)[Security](#)[Return to Top](#)

survivoranddisability help



**United States[®]
Census
Bureau**

ity Survey

[Save and Log Out](#)

[Where You Are](#)

[ic Info](#)

[ising Questions](#)

[son Info](#)

[mple Person](#)

[fe Person](#)

[ughter Person](#)

Instructions

43 g. Did Sam
MONTHS?

Yes

No

[← Previous](#)

Help ×

Why We Ask?

We ask questions about the funds a person receives from various sources to create statistics about income, earnings, and poverty. These estimates measure the economic well-being of the nation. Income and poverty estimates are often part of allocation formulas that determine how food, health care, job training, housing and other assistance are distributed.

[- Click Here to Collapse Additional Text](#)

Examples of Federal Uses

- Used in formulas that provide funding to populations with the greatest need (such as children and seniors).
- Used to understand the characteristics of people living at or below the poverty line. These estimates are then used to set eligibility requirements for individuals, governments, and organizations seeking funding for education, housing assistance, health care, food assistance, legal services, and many other programs.

Examples of Other Uses

- States and counties use these statistics to identify local areas eligible for grants to stimulate economic recovery, run job-training programs, and define areas as empowerment or enterprise zones.
- States and counties also use this information to assist children in poverty, and to provide funds to counties and school districts for resources and services that improve the education of economically disadvantaged children.

Help

If income received jointly by household members:

- If possible, report appropriate share for each person
- If not possible, report whole amount for one person AND select "No" for other person

If person received:	Then select:
<ul style="list-style-type: none"> • Survivor or disability benefits from: <ul style="list-style-type: none"> • Companies or unions • Federal, state or local governments • U.S. military 	<p>Yes</p>

[Close Help](#)

[Return to Top](#)

[Contact Us](#)

[Privacy](#) [Security](#)



American Community Survey

[Instructions](#)
[FAQs](#)
[Save and Log Out](#)

43 g. Did Sample Person receive any survivor or disability income DURING THE PAST 12 MONTHS? ([Help](#))

 Yes

 No

→ What was the amount? *Do not include Social Security.* ([Help](#))

TOTAL AMOUNT for past 12 months

\$.00

[← Previous](#)
[Next →](#)

Where You Are

[Basic Info](#)
[Housing Questions](#)
[Person Info](#)


- Sample Person

- Wife Person

- Daughter Person

[Contact Us](#)
[Accessibility](#)
[Privacy](#)
[Security](#)

survivorordisabilityamt help



ity Survey

Instructions

43 g. Did Sam MONTHS?

Yes

No

What was t

TOTAL AMC

\$ Amc

[Previous](#)

Help

Why We Ask?

We ask questions about the funds a person receives from various sources to create statistics about income, earnings, and poverty. These estimates measure the economic well-being of the nation. Income and poverty estimates are often part of allocation formulas that determine how food, health care, job training, housing and other assistance are distributed.

[- Click Here to Collapse Additional Text](#)

Examples of Federal Uses

- Used in formulas that provide funding to populations with the greatest need (such as children and seniors).
- Used to understand the characteristics of people living at or below the poverty line. These estimates are then used to set eligibility requirements for individuals, governments, and organizations seeking funding for education, housing assistance, health care, food assistance, legal services, and many other programs.

Examples of Other Uses

- States and counties use these statistics to identify local areas eligible for grants to stimulate economic recovery, run job-training programs, and define areas as empowerment or enterprise zones.
- States and counties also use this information to assist children in poverty, and to provide funds to counties and school districts for resources and services that improve the education of economically disadvantaged children.

Help

If income received jointly by household members:

- If possible, report appropriate share for each person
- If not possible, report whole amount for one person AND select "No" for other person

If person received:	Then:
<ul style="list-style-type: none"> Survivor or disability benefits from: <ul style="list-style-type: none"> Companies or unions Federal, state or local governments U.S. military 	Include in amount
<ul style="list-style-type: none"> Refunds or rebates of any kind Withdrawals from savings of any kind Capital gains or losses from the sale of homes, shares of stock, cryptocurrencies such as Bitcoin, Ethereum, Dogecoin, etc. Inheritances or insurance settlements Any type of loan Pay in-kind such as food, free rent Lottery winnings taken in lump sum 	Do NOT include in amount

Save and Log Out

Where You Are

ic Info

Using Questions

son Info

mple Person

ife Person

ughter Person

Privacy Security

[Close Help](#)



American Community Survey

[Instructions](#)
[FAQs](#)
[Save and Log Out](#)

- 43** h. Did Sample Person receive a pension or any retirement income from a previous employer or union, or any regular withdrawals or distributions from retirement accounts such as 401(k), 403(b), IRA, Roth IRA, or other accounts designed specifically for retirement DURING THE PAST 12 MONTHS? ([Help](#))

- Yes
 No

[◀ Previous](#)
[Next ▶](#)

Where You Are

[Basic Info](#)
[Housing Questions](#)
Person Info


- Sample Person

- Wife Person

- Daughter Person

[Contact Us](#)
[Accessibility](#)
[Privacy](#)
[Security](#)

pensionretirement help



Instructions

43 h. Did Sam
employer o
such as 40
retirement

Yes
 No

[← Previous](#)

[Contact Us](#)

Help ×

Why We Ask?

We ask questions about the funds a person receives from various sources to create statistics about income, earnings, and poverty. These estimates measure the economic well-being of the nation. Income and poverty estimates are often part of allocation formulas that determine how food, health care, job training, housing and other assistance are distributed.

[- Click Here to Collapse Additional Text](#)

Examples of Federal Uses

- Used in formulas that provide funding to populations with the greatest need (such as children and seniors).
- Used to understand the characteristics of people living at or below the poverty line. These estimates are then used to set eligibility requirements for individuals, governments, and organizations seeking funding for education, housing assistance, health care, food assistance, legal services, and many other programs.

Examples of Other Uses

- States and counties use these statistics to identify local areas eligible for grants to stimulate economic recovery, run job-training programs, and define areas as empowerment or enterprise zones.
- States and counties also use this information to assist children in poverty, and to provide funds to counties and school districts for resources and services that improve the education of economically disadvantaged children.

Help

If income received jointly by household members:

- If possible, report appropriate share for each person
- If not possible, report whole amount for one person AND select "No" for other person

If person received:	Then select:
<ul style="list-style-type: none"> • Pension or retirement income from: <ul style="list-style-type: none"> • Companies or unions • Federal, state or local governments • U.S. military • Regular income from: <ul style="list-style-type: none"> • Annuities • 401(k), 403(b), IRA, Roth IRA or KEOGH retirement plans 	Yes

[Close Help](#)

ity Survey

[Save and Log Out](#)

[Where You Are](#)

[ic Info](#)

[ising Questions](#)

[son Info](#)

[mple Person](#)

[ife Person](#)

[ughter Person](#)

[Privacy](#) [Security](#)



American Community Survey

[Instructions](#)
[FAQs](#)
[Save and Log Out](#)

43 h. Did Sample Person receive a pension or any retirement income from a previous employer or union, or any regular withdrawals or distributions from retirement accounts such as 401(k), 403(b), IRA, Roth IRA, or other accounts designed specifically for retirement DURING THE PAST 12 MONTHS? ([Help](#))

 Yes

 No

➔ What was the amount? Do not include Social Security. ([Help](#))

TOTAL AMOUNT for past 12 months

\$.00

[◀ Previous](#)
[Next ▶](#)

Where You Are

[Basic Info](#)
[Housing Questions](#)
[Person Info](#)


- Sample Person

- Wife Person

- Daughter Person

[Contact Us](#)
[Accessibility](#)
[Privacy](#)
[Security](#)

retirement help



Quality Survey

Instructions

43 h. Did Sam employer o such as 40 retirement

Yes

No

→ What was t

TOTAL AMC

\$ Amc

← Previous

Help

Why We Ask?

We ask questions about the funds a person receives from various sources to create statistics about income, earnings, and poverty. These estimates measure the economic well-being of the nation. Income and poverty estimates are often part of allocation formulas that determine how food, health care, job training, housing and other assistance are distributed.

- [Click Here to Collapse Additional Text](#)

Examples of Federal Uses

- Used in formulas that provide funding to populations with the greatest need (such as children and seniors).
- Used to understand the characteristics of people living at or below the poverty line. These estimates are then used to set eligibility requirements for individuals, governments, and organizations seeking funding for education, housing assistance, health care, food assistance, legal services, and many other programs.

Examples of Other Uses

- States and counties use these statistics to identify local areas eligible for grants to stimulate economic recovery, run job-training programs, and define areas as empowerment or enterprise zones.
- States and counties also use this information to assist children in poverty, and to provide funds to counties and school districts for resources and services that improve the education of economically disadvantaged children.

Save and Log Out

Where You Are

ic Info

ising Questions

son Info

imple Person

ife Person

ughter Person

Help

If income received jointly by household members:

- If possible, report appropriate share for each person
- If not possible, report whole amount for one person AND select "No" for other person

If person received:	Then:
<ul style="list-style-type: none"> Pension or retirement income from: <ul style="list-style-type: none"> Companies or unions Federal, state or local governments U.S. military Regular income from: <ul style="list-style-type: none"> Annuities 401(k), 403(b), IRA, Roth IRA or KEOGH retirement plans 	Include in amount
<ul style="list-style-type: none"> Refunds or rebates of any kind Withdrawals from savings of any kind Capital gains or losses from the sale of homes, shares of stock, cryptocurrencies such as Bitcoin, Ethereum, Dogecoin, etc. Inheritances or insurance settlements Any type of loan Pay in-kind such as food, free rent Lottery winnings taken in lump sum 	Do NOT include in amount

Close Help

[Return to Top](#)

[otherincome](#)

American Community Survey

[Instructions](#)[FAQs](#)[Save and Log Out](#)

43 i. Did Sample Person receive income on a **REGULAR** basis from any other sources such as Department of Veterans Affairs (VA) payments, unemployment compensation, child support or alimony during the **PAST 12 MONTHS**? Do **NOT** include lump sum payments such as money from an inheritance or the sale of a home. ([Help](#))

- Yes
- No

[← Previous](#)[Next →](#)

Where You Are

[Basic Info](#)[Housing Questions](#)

Person Info

• [Sample Person](#)• [Wife Person](#)• [Daughter Person](#)[Contact Us](#)[Accessibility](#)[Privacy](#)[Security](#)[Return to Top](#)

otherincome help

United States[®]
Census
Bureau

Instructions

43 i. Did Samp
as Departm
support or
such as mo

Yes
 No

← Previous

Contact Us

Help ×

Why We Ask?

We ask questions about the funds a person receives from various sources to create statistics about income, earnings, and poverty. These estimates measure the economic well-being of the nation. Income and poverty estimates are often part of allocation formulas that determine how food, health care, job training, housing and other assistance are distributed.

[- Click Here to Collapse Additional Text](#)

Examples of Federal Uses

- Used in formulas that provide funding to populations with the greatest need (such as children and seniors).
- Used to understand the characteristics of people living at or below the poverty line. These estimates are then used to set eligibility requirements for individuals, governments, and organizations seeking funding for education, housing assistance, health care, food assistance, legal services, and many other programs.

Examples of Other Uses

- States and counties use these statistics to identify local areas eligible for grants to stimulate economic recovery, run job-training programs, and define areas as empowerment or enterprise zones.
- States and counties also use this information to assist children in poverty, and to provide funds to counties and school districts for resources and services that improve the education of economically disadvantaged children.

Help

If income received jointly by household members:

- If possible, report appropriate share for each person
- If not possible, report whole amount for one person AND select "No" for other person

If person received:	Then select:
<ul style="list-style-type: none"> Unemployment compensation Veterans' (VA) disability compensation Veterans' educational assistance payments (VEAP) Child Support Alimony Other regular payments, such as: <ul style="list-style-type: none"> Armed Forces transfer payments Assistance from private charities Regular contributions from persons not living in the household 	Yes

[Close Help](#)

ity Survey

Save and Log Out

Where You Are

ic Info

ising Questions

son Info

mple Person

ife Person

ughter Person

Privacy Security

otherincomeamt



American Community Survey

[Instructions](#)
[FAQs](#)
[Save and Log Out](#)

- 43 i. Did Sample Person receive income on a REGULAR basis from any other sources such as Department of Veterans Affairs (VA) payments, unemployment compensation, child support or alimony during the PAST 12 MONTHS? Do NOT include lump sum payments such as money from an inheritance or the sale of a home. ([Help](#))

- Yes
 No

➔ What was the amount? ([Help](#))

TOTAL AMOUNT for past 12 months

\$	Amount	.00
----	--------	-----

[← Previous](#)
[Next →](#)

Where You Are

[Basic Info](#)
[Housing Questions](#)
Person Info

- Sample Person

- Wife Person

- Daughter Person

[Contact Us](#)
[Accessibility](#)
[Privacy](#)
[Security](#)
[Return to Top](#)

[otherincomeamt help](#)

United States[®]
Census
Bureau

Instructions

43 i. Did Samp
as Departm
support or
such as mo

Yes
 No

→ What was t

TOTAL AMO
\$ Amo

← Previous

Contact Us

Help ×

Why We Ask?

We ask questions about the funds a person receives from various sources to create statistics about income, earnings, and poverty. These estimates measure the economic well-being of the nation. Income and poverty estimates are often part of allocation formulas that determine how food, health care, job training, housing and other assistance are distributed.

[- Click Here to Collapse Additional Text](#)

Examples of Federal Uses

- Used in formulas that provide funding to populations with the greatest need (such as children and seniors).
- Used to understand the characteristics of people living at or below the poverty line. These estimates are then used to set eligibility requirements for individuals, governments, and organizations seeking funding for education, housing assistance, health care, food assistance, legal services, and many other programs.

Examples of Other Uses

- States and counties use these statistics to identify local areas eligible for grants to stimulate economic recovery, run job-training programs, and define areas as empowerment or enterprise zones.
- States and counties also use this information to assist children in poverty, and to provide funds to counties and school districts for resources and services that improve the education of economically disadvantaged children.

Help

If person received:	Then:
<ul style="list-style-type: none"> Unemployment compensation Veterans' (VA) disability compensation Veterans' educational assistance payments (VEAP) Child Support Alimony Other regular payments, such as: <ul style="list-style-type: none"> Armed Forces transfer payments Assistance from private charities Regular contributions from persons not living in the household 	Include in amount
<ul style="list-style-type: none"> Refunds or rebates of any kind Withdrawals from savings of any kind Capital gains or losses from the sale of homes, shares of stock, cryptocurrencies such as Bitcoin, Ethereum, Dogecoin, etc. Inheritances or insurance settlements Any type of loan Pay in-kind such as food, free rent Lottery winnings taken in lump sum 	Do NOT include in amount

[Close Help](#)

ity Survey

Save and Log Out

Where You Are

ic Info

ising Questions

son Info

imple Person

ife Person

ughter Person

Privacy Security

totalincome



American Community Survey

[Instructions](#)
[FAQs](#)
[Save and Log Out](#)

44 What was Sample Person's total income during the PAST 12 MONTHS? ([Help](#))

If net income was a loss, enter the amount and select "Loss."

None

OR

TOTAL AMOUNT for past 12 months

\$.00

Loss

[← Previous](#)

[Next →](#)

Where You Are

Basic Info

Housing Questions

Person Info

• Sample Person

• Wife Person

• Daughter Person

[Contact Us](#)
[Accessibility](#)
[Privacy](#)
[Security](#)
[Return to Top](#)

[totalincome help](#)

The screenshot shows a help modal window titled "Help" with a close button (X) in the top right corner. The modal content is as follows:

Why We Ask?

We ask questions about the funds a person receives from various sources to create statistics about income, earnings, and poverty. These estimates measure the economic well-being of the nation. Income and poverty estimates are often part of allocation formulas that determine how food, health care, job training, housing and other assistance are distributed.

[- Click Here to Collapse Additional Text](#)

Examples of Federal Uses

- Used in formulas that provide funding to populations with the greatest need (such as children and seniors).
- Used to understand the characteristics of people living at or below the poverty line. These estimates are then used to set eligibility requirements for individuals, governments, and organizations seeking funding for education, housing assistance, health care, food assistance, legal services, and many other programs.

Examples of Other Uses

- States and counties use these statistics to identify local areas eligible for grants to stimulate economic recovery, run job-training programs, and define areas as empowerment or enterprise zones.
- States and counties also use this information to assist children in poverty, and to provide funds to counties and school districts for resources and services that improve the education of economically disadvantaged children.

At the bottom right of the modal is a "Close Help" button. The background of the page is dimmed, showing the "United States Census Bureau" logo, a "Poverty Survey" title, and a navigation menu with items like "Save and Log Out", "Where You Are", "ic Info", "ising Questions", "son Info", "mple Person", "ife Person", and "ughter Person". A "Previous" button is visible on the left side of the page.



American Community Survey

[Instructions](#)
[FAQs](#)
[Save and Log Out](#)

44 According to our calculations, John Doe received \$3,329 from all income sources during the PAST 12 MONTHS. Is this correct? [\(Help\)](#)

- Yes
 No

[← Previous](#)
[Next →](#)

Where You Are

[Basic Info](#)
[Housing Questions](#)
Person Info

- John Doe

- Wife Doe

- Stepson Doe

- Bio Son Doe

[Contact Us](#)
[Accessibility](#)
[Privacy](#)
[Security](#)

The screenshot shows a help modal window titled "Help" with a close button (X) in the top right corner. The modal content is as follows:

Why We Ask?

We ask questions about the funds a person receives from various sources to create statistics about income, earnings, and poverty. These estimates measure the economic well-being of the nation. Income and poverty estimates are often part of allocation formulas that determine how food, health care, job training, housing and other assistance are distributed.

[- Click Here to Collapse Additional Text](#)

Examples of Federal Uses

- Used in formulas that provide funding to populations with the greatest need (such as children and seniors).
- Used to understand the characteristics of people living at or below the poverty line. These estimates are then used to set eligibility requirements for individuals, governments, and organizations seeking funding for education, housing assistance, health care, food assistance, legal services, and many other programs.

Examples of Other Uses

- States and counties use these statistics to identify local areas eligible for grants to stimulate economic recovery, run job-training programs, and define areas as empowerment or enterprise zones.
- States and counties also use this information to assist children in poverty, and to provide funds to counties and school districts for resources and services that improve the education of economically disadvantaged children.

At the bottom right of the modal is a "Close Help" button.

The background of the screenshot shows the United States Census Bureau logo and a "Community Survey" form. The form includes a "44" step indicator, a question about income during the year, radio buttons for "Yes" and "No", a "Previous" button, and a "Save and Log Out" button. A sidebar on the right lists sections like "Where You Are", "Basic Info", "Missing Questions", and "Person Info".

estincome



American Community Survey

Instructions

FAQs

Save and Log Out

- 44** What is your best estimate of the total income Ref Person Coe received from all sources during the PAST 12 MONTHS? ([Help](#))

If net income was a loss, enter the amount and select "Loss."

TOTAL AMOUNT for past 12 months
Dollars

\$	Amount	.00
----	--------	-----

Loss

← Previous

Next →

Where You Are

Basic Info

Housing Questions

Person Info

• Ref Person Coe

Contact Us

Accessibility

Privacy

Security

[Return to Top](#)

[estincome help](#)

The screenshot shows a help modal window titled "Help" with a close button (x) in the top right corner. The modal content is as follows:

Why We Ask?

We ask questions about the funds a person receives from various sources to create statistics about income, earnings, and poverty. These estimates measure the economic well-being of the nation. Income and poverty estimates are often part of allocation formulas that determine how food, health care, job training, housing and other assistance are distributed.

[- Click Here to Collapse Additional Text](#)

Examples of Federal Uses

- Used in formulas that provide funding to populations with the greatest need (such as children and seniors).
- Used to understand the characteristics of people living at or below the poverty line. These estimates are then used to set eligibility requirements for individuals, governments, and organizations seeking funding for education, housing assistance, health care, food assistance, legal services, and many other programs.

Examples of Other Uses

- States and counties use these statistics to identify local areas eligible for grants to stimulate economic recovery, run job-training programs, and define areas as empowerment or enterprise zones.
- States and counties also use this information to assist children in poverty, and to provide funds to counties and school districts for resources and services that improve the education of economically disadvantaged children.

At the bottom right of the modal is a green button labeled "Close Help".

In the background, the United States Census Bureau logo is visible on the left. The page title "Poverty Survey" is partially visible on the right. A navigation bar includes "Instructions", "Save and Log Out", and "PAST 12 MONTHS.". A question number "44" is visible on the left, along with radio buttons for "Yes" and "No". At the bottom of the page, there are links for "Contact Us", "Privacy", and "Security".

[presummary](#)

American Community Survey

[Instructions](#)[FAQs](#)[Save and Log Out](#)

You are almost done. You may choose to review and edit your answers by clicking REVIEW.



To submit your answers and complete the American Community Survey without reviewing, click SUBMIT.

[Review](#)[Submit](#)[Contact Us](#)[Accessibility](#)[Privacy](#)[Security](#)[Return to Top](#)

[summary](#)

American Community Survey

[Instructions](#)[FAQs](#)[Save and Log Out](#)

Summary




Please click [Review Answers](#) below to view a list of your answers.

Then click **SUBMIT** to complete the American Community Survey.

Housing Questions	Review Answers
Person Info	
• Ref Person Doe	Review Answers
• Wife Doe	Review Answers
• Bio Son Doe	Review Answers
• Step Daughter Doe	Review Answers
• Grandson Doe	Review Answers

[Submit](#)[Contact Us](#)[Accessibility](#)[Privacy](#)[Security](#)[Return to Top](#)

housing (review and edit)





American Community Survey

[Instructions](#)
[FAQs](#)
[Save and Log Out](#)

Review & Edit

Answers to Housing Questions

 To change a response, click on the underlined answer to return to that question.

 To complete an unanswered question, click on the underlined [BLANK] to return to that question.

[Print for your records](#)

Building Type	One-family house detached
Year Built	2010 to 2019
Month/Year Jason Doe Moved into building	12/2016
Number of Rooms	8
Number of Bedrooms	4
House has:	
a. hot and cold running water	Yes
b. a bathtub or shower	Yes
c. a sink with a faucet	Yes
d. a stove or range	Yes
e. a refrigerator	Yes
Telephone service	Yes
Computer use at this house:	
a. Desktop or laptop	Yes
b. Smartphone	Yes
c. Tablet or other portable wireless computer	No
d. Some other type of computer	No
Internet Access	Yes, by paying service provider
Internet subscription	
a. Cellular data plan for a smartphone or other mobile device	Yes
b. Broadband (high speed) Internet service	<u>[BLANK]</u>
c. Satellite Internet service	<u>[BLANK]</u>
d. Dial-up Internet service	<u>[BLANK]</u>
e. Some other service	<u>[BLANK]</u>
Number of vehicles	1
Heating fuel used most	Gas: Natural gas from underground pipes serving the neighborhood
Pay for electricity	No
Electricity payment	Included in rent or condo fee
Pay for gas	Yes
Gas cost last month	\$123.00
Gas payment	Included with electric payment
Pay for water/sewer	No
Water/sewer payment	Included in rent or condo fee
Use other fuels	No
Received food stamps	No
Part of a homeowners association or condominium	Yes
Pay homeowners association or condominium fee	Yes
Monthly homeowners association or condominium fee	\$1,255.00
Tenure	Owned with mortgage/loan
Value of property	\$123.00
Annual real estate taxes	\$1,234.00
Annual fire/hazard/flood insurance	\$1,234.00
Mortgage/contract to purchase	No
Second/junior mortgage/ home equity loan	No

[Return to Summary Screen](#)

[Contact Us](#)
[Accessibility](#)
[Privacy](#)
[Security](#)

person (review and edit)



American Community Survey

August 1984 through May 1975 (including the Vietnam war)
 February 1955 to July 1964
 June 1950 through January 1955 (including the Korean War)
 January 1947 through May 1950
 December 1941 through December 1946 (including World War II)
 November 1941 or earlier

Instructions
FAQs
Save and Load

Review & Edit

Answers to Questions for Jason Doe

- To change a response, click on the underlined answer to return to that question.
- To complete an unanswered question, click on the underlined [BLANK] to return to that question.

[Print for your records](#)

Sex	Male
Date of birth	01/01/1910
Age	113
Hispanic, Latino, or Spanish origin	Not Hispanic/Latino/Spanish
Race	[BLANK]
Place of birth	In the United States Alabama
Attended school	Not attended in last 3 months
Highest level of school completed	No schooling completed
Ancestry	[BLANK]
Language other than English at home	No
Residence one year ago	This address
Health Insurance:	
a. through employer/union	Yes
b. purchased directly from insurance company	[BLANK]
c. Medicare	[BLANK]
d. Medicaid/medical assistance	[BLANK]
e. TRICARE/other military health care	[BLANK]
f. VA	[BLANK]
g. Indian Health Service	[BLANK]
h. Other health insurance	[BLANK]
Deaf/difficulty hearing	No
Blind/difficulty seeing	No
Difficulty concentrating/remembling	No
Difficulty walking/climbing stairs	No
Difficulty dressing/bathing	No
Difficulty doing errands alone	No
Got married-last 12 months	No
Became widowed-last 12 months	No
Got divorced-last 12 months	No
Number of times married	Once
Year last married	2010
Serve on active duty	Now on active duty
When serve on active duty	September 2001 or later (Post 9/11) August 1990 through August 2001 (including the Persian Gulf War) June 1975 through July 1990 August 1964 through May 1975 (including the Vietnam war) February 1955 to July 1964 June 1950 through January 1955 (including the

VA disability rating	Yes
VA disability rating-percent	[BLANK]
Work for pay-last week	Yes
Where work-last week:	
Address (Number and Street Name)	[BLANK]
City, town, or post office	[BLANK]
Work location inside the limits of city or town	[BLANK]
County	[BLANK]
U.S. state or foreign country	[BLANK]
Zip code	[BLANK]
Transportation to work-last week	Car, truck, or van
Number of riders	2
Time leave home for work-last week	[BLANK]
Number of minutes to get to work	[BLANK]
Worked every week-last 12 months	Yes
Hours worked per week	40
Type of employee	Employee of private for-profit company
Employer	[BLANK]
Kind of business or industry	[BLANK]
Type of industry	wholesale trade
Kind of work	Anywork
Activity or Duty at Job	[BLANK]
Receive wages/salary/bonuses/tips	Yes
Amount-from all jobs	\$123.00
Receive self-employment income	Yes
Amount	\$123.00
Receive interest, rental, royalty, estates/trust income	Yes
Amount	\$123.00
Receive Social Security, Railroad Retirement income	Yes
Amount	\$123.00
Receive Supplemental Security Income (\$SI)	Yes
Amount	\$123.00
Receive public assistance	Yes
Amount	\$123.00
Receive survivor or disability income	Yes
Amount	\$123.00
Receive pension or retirement income	Yes
Amount	\$123.00
Receive any other income	Yes
Amount	\$123.00
Is the calculated income of \$1,107 correct?	Yes

Return to Summary Screen

Contact Us
Accessibility
Privacy
Security

[change answer from review and edit](#)



American Community Survey

[Instructions](#)

[FAQs](#)

[Save and Log Out](#)

18 a. What is the monthly rent for this house? ([Help](#))

Monthly amount — *Dollars*

\$	<input type="text" value="Amount"/>	.00
----	-------------------------------------	-----

[Return to Review](#)


[Contact Us](#)

[Accessibility](#)

[Privacy](#)

[Security](#)

new item on review and edit



American Community Survey

Instructions
FAQs
Save and Log Out

Review & Edit

Answers to Housing Questions

! Additional information is needed. Please click the link on the highlighted row below to answer an additional question.

- To change a response, click on the underlined answer to return to that question.
- To complete an unanswered question, click on the underlined [BLANK] to return to that question.

[Print for your records](#)

Building Type	One-family house detached
Year Built	2010 to 2019
Month/Year Ref Person Doe Moved into building	06/2015
Number of Acres	10 or more acres
Agricultural Sales-past 12 months	\$1 to \$999
Number of Rooms	6
Number of Bedrooms	5
House has:	
a. hot and cold running water	<u>[BLANK]</u>
b. a bathtub or shower	<u>[BLANK]</u>
c. a sink with a faucet	<u>[BLANK]</u>
d. a stove or range	<u>[BLANK]</u>
e. a refrigerator	<u>[BLANK]</u>
Telephone service	Yes
Computer use at this house:	
a. Desktop or laptop	Yes
b. Smartphone	Yes
c. Tablet or other portable wireless computer	No
d. Some other type of computer	No
Internet Access	Yes, by paying service provider
Internet subscription	
a. Cellular data plan for a smartphone or other mobile device	Yes
b. Broadband (high speed) internet service	No
c. Satellite internet service	No
d. Dial-up internet service	No
e. Some other service	No
Number of vehicles	1
Heating fuel used most	Solar energy
Pay for electricity	Yes
Electricity cost last month	<u>[BLANK]</u>
Electricity payment	No charge for electricity
Use gas at this address	No
Pay for water/sewer	Yes
Water/sewer cost past 12 months	\$123.00
Use other fuels	No
Received food stamps	Yes
Part of a condominium	No
Tenure	Rented
Monthly Rent	<u>[BLANK]</u>
Meals included in rent	Yes

[Return to Summary Screen](#)

Contact Us
Accessibility
Privacy
Security

[save](#)

American Community Survey

- ➔ Your answers have been saved.
- ➔ Please return to complete the survey at <https://respond.census.gov/acs> as soon as possible with your User ID and PIN.

Your complete response is needed to make important decisions about your community, including where new schools, hospitals, and fire stations are needed.

[Continue Survey](#)[Exit Survey](#)

[welcomeback](#)

American Community Survey

[Instructions](#)[FAQs](#)[Save and Log Out](#)

Thank you for returning to the survey.

When you click the Next button, you will be taken to the screen where you left off.

[Next >](#)[Contact Us](#)[Accessibility](#)[Privacy](#)[Security](#)[Return to Top](#)

security



American Community Survey

Data are Encrypted at all Times

Our secure servers use "HTTPS", Hypertext Transfer Protocol over Secure Socket Layer, to ensure the encrypted transmission of data between your browser and the U.S. Census Bureau. This means that instead of sending readable text over the Internet, both your browser and our server encode (scramble) all text using a security key. That way, personal data sent to your browser or data you send back are extremely difficult to decode in the unlikely event it was intercepted by an unauthorized party.

All browsers connecting to our secure server must use a minimum encryption key size of 128 bits. If you cannot connect to our secure server and you are using an older browser, please upgrade to a newer browser capable of using the required encryption key size. In addition to data being encrypted while transmitted, all data are strongly encrypted when stored on our servers (even if stored temporarily).

Third Party Identity Proofing

Our secure server uses a digital certificate (digital ID) issued by a trusted, third party Certificate Authority (CA) as proof of identity. The only way to be sure of a web site's authenticity is to view their digital ID. In this way, you can be assured that you are not being "spoofed" or tricked by an imposter. The digital ID will contain information such as:

The name of the organization that owns the web site (e.g., "U.S. Census Bureau")

The site's registered Internet name/address (e.g., "respond.census.gov")

The name of the Certification Authority under which the digital ID was issued (e.g., "VeriSign Trust Network")

The method for viewing a web site's Digital Certificate/ID varies depending on the web browser. (For example, Mozilla's Firefox will display a clickable locked padlock icon in the lower right corner of your screen when in secure mode, Microsoft Internet Explorer shows a clickable locked padlock icon in the menu bar.) Please see your browser's "help" information for instructions on how to verify a web site's identity.

instructions

Instructions for Completing this Survey ✕

Navigation: Do NOT use the Forward or Back buttons on your browser to navigate from screen to screen. Use only the navigation buttons on the bottom of each screen.

Survey Time out: For your security, this survey will automatically time out after 15 minutes of inactivity. If you need to leave the survey for more than 15 minutes, please click "Save & Logout" on the survey menu bar so you may return to the survey at a later time.

Exiting/Returning to the Survey: If you need to leave the survey before you have fully completed it, you may click "Save & Logout" on the survey menu bar. When you return to the survey, you will begin at the same point where you left.

Saving your Answers: Your answers will be saved as you click "Next" and proceed through the survey.

Help with Survey Questions: If you need assistance on a specific survey question, use the "(Help)" link that appears with that question.

Submitting your Survey: You will be asked to submit your answers when you have completed the survey. If you also received an American Community Survey questionnaire in the mail, there is no need to mail it back once you have submitted your answers online.

Close Instructions

FAQs

FAQs



- [Is this a legitimate survey?](#)
- [How do I get help regarding the content of a question?](#)
- [Do I have to mail back my questionnaire if I complete the American Community Survey online?](#)
- [For this survey, is it safe to provide my information over the Internet?](#)
- [How can I be sure my information is really going to the Census Bureau and not some third party?](#)
- [Will the Census Bureau keep my information confidential?](#)
- [How was I selected for the survey?](#)
- [How long will it take to complete the survey?](#)
- [Do I have to answer the questions on the American Community Survey?](#)
- [How do I benefit by answering the American Community Survey?](#)
- [How will the Census Bureau use the information that I provide?](#)
- [What do I do if I don't know the answer to a question?](#)
- [Where can I find more information about the American Community Survey or get assistance?](#)

Close FAQs

contactus

Contact Us ×

If you need help or have questions, please call **1-800-354-7271** to speak with a Census Bureau representative. The telephone call is free. Representatives are available from 9 a.m. to 9 p.m. Monday through Saturday and noon to 9 p.m. on Sundays.

Text Telephone (TTY): Call 1-800-582-8330. The telephone call is free.

For more information about the American Community Survey, visit our website <http://www.census.gov/acs>

Close Contact Us

Survey.

[finalize](#)

American Community Survey

Thank you for completing the American Community Survey.
Your answers have been submitted to the U.S. Census Bureau.

(October 5, 2022 12:06 pm EST)

[Exit Survey](#)

[Contact Us](#)

[Accessibility](#)

[Privacy](#)

[Security](#)

[Return to Top](#)

completed



American Community Survey

The American Community Survey has already been completed for this address. If you have any questions, please call 1-800-354-7271.

[Exit Survey](#)

[Contact Us](#)

[Accessibility](#)

[Privacy](#)

[Security](#)

[Return to Top](#)

document_accessibility

V. Accessibility

The U.S. Census Bureau is committed to providing accessible Information and Communication Technology (ICT) to individuals with disabilities, including members of the public and federal employees, by meeting or exceeding the requirements of Section 508 of the Rehabilitation Act of 1973. In addition, the Census Bureau is also committed to ensuring accessibility of our buildings and facilities as required by the Architectural Barriers Act, 42 U.S. Code 4151 through 4157.

Section 508 of the Rehabilitation Act of 1973, as Amended (29 U.S. Code 794d)

Section 508 of the Rehabilitation Act of 1973, as amended, requires agencies, during the procurement, development, maintenance, or use of ICT, to ensure that individuals with disabilities have access to and use of ICT information and data comparable to the access and use afforded to individuals without disabilities (i.e., ICT accessibility), unless an undue burden would be imposed on the agency. More information on Section 508 and the technical standards can be found at www.section508.gov.

If you have feedback, questions, or concerns relating to the accessibility of any content that interferes with your ability to access the information on the Census Bureau's Web site, please contact (301)763-1508 or e-mail census.508.accessibility@census.gov for assistance.

If you believe that the ICT used by the Census Bureau does not comply with Section 508 of the Rehabilitation Act, you may file a Section 508 complaint by contacting the Census Bureau Accessibility Section 508 Program office at (301)763-1508 or census.508.accessibility@census.gov.

To enable us to respond in a manner most helpful to you, please indicate the nature of your accessibility problem, the preferred format in which to receive the material, the Web address (URL) of the material with which you are having difficulty, and your contact information.

Links to Third Party Web sites

Some pages on this Web site may contain links to third party sites not operated by the Census Bureau. These sites may not adhere to similar privacy, security, or accessibility policies and standards. The Census Bureau is not responsible for the content and accessibility of those sites, their partners, or advertisers.

Architectural Barriers Act of 1968 (42 U.S. Code §§ 4151–57)

The Architectural Barriers Act (ABA) requires access to facilities that are designed, built, altered, or leased with federal funds. The Access Board is the federal agency responsible for enforcing the ABA. The Access Board's accessibility standards are available on their Web site at www.access-board.gov/guidelines-and-standards/buildings-and-sites/about-the-aba-standards, and information about filing a complaint may be found at www.access-board.gov/aba-enforcement/file-a-complaint.

To allow us to better serve those with visual disabilities who are having difficulty accessing PDF documents; you may contact us directly for further assistance at 301-763-INFO (4636), 800-923-8282, or by submitting a request at ask.census.gov.

VI. Third Party Web Sites and Applications

The Census Bureau has a presence on several social media/Web 2.0 platforms (Facebook, YouTube, Twitter and Pinterest, and other third-party services) and clearly contain the Census Bureau's official logo. Each of these web sites provides the Census Bureau unique ways of sharing information. It also allows visitors with a way to communicate with the agency. Some may allow visitors to log in, create profiles and save information in those profiles. We do not collect any personally identifiable information about you through your use of these social media/Web 2.0 platforms. We may collect public information, such as user/screen name, city, state, and zip code of

VI. Third Party Web Sites and Applications

The Census Bureau has a presence on several social media/Web 2.0 platforms (Facebook, YouTube, Twitter and Pinterest, and other third-party services) and clearly contain the Census Bureau's official logo. Each of these web sites provides the Census Bureau unique ways of sharing information. It also allows visitors with a way to communicate with the agency. Some may allow visitors to log in, create profiles and save information in those profiles. We do not collect any personally identifiable information about you through your use of these social media/Web 2.0 platforms. We may collect public information, such as user/screen name, city, state, and zip code of visitors to these web sites, and comments posted about the Census Bureau for statistical, research, and promotional purposes only. Further, the Census Bureau has no control over the third-party's use of this information and is not liable regarding the third-party's safeguarding your information. These web sites have their own privacy, security and accessibility policies.

The Census Bureau will also use a third-party web site or application (hosted service) to conduct customer satisfaction surveys and/or feedback forms. These surveys and/or feedback forms may collect your name and email address for processing purposes. The results from these surveys or forms are used to conduct primary research into the quality of the Census Bureau programs and products. The results collected will be used strictly for internal program management purposes to assess staff work, material design and development and to enhance planning efforts for current and future surveys and censuses. In addition, other third-party web sites or applications may be used to host Census Bureau data products to be used by the public. These web sites do not require the use of personally identifiable information or business identifiable information.

VII. Security & Third Party Links


A. Security, Intrusion, and Detection

To ensure that computer service remains available to all users, this government IT system employs software programs to monitor network traffic to identify unauthorized attempts to upload or change information, or otherwise cause damage to our computer system. Web sites identified as representing an actual or potential security threat to Census Bureau information and/or information resources are blocked. Further, web sites that are known to violate Census Bureau, Department of Commerce, and/or Federal guidelines regarding access to certain types of web sites and/or content are blocked, for example:

- Web sites hosting malware/spam
- Web sites involved in the compromise of other government agencies
- Adult content web sites
- On-line storage and file sharing web sites
- Freeware/Shareware web sites
- Web sites attacking Census Bureau systems (attempting to identify and exploit vulnerabilities in Internet facing systems)
- Web sites scanning Census Bureau systems (attempting to identify Internet facing systems)

B. Links to Other Web Sites

Our web site contains links to other federal agencies, international agencies, and private organizations. Once you link to another web site, you are subject to the policies of the new web site.

Links to non-government websites are denoted by . Our linking to non-government web sites does not constitute an endorsement of any products, services or the information found on them.

VIII. Contact Us

Need more information about the Census Bureau's privacy and confidentiality protections? Contact our Chief Privacy Officer at 301-763-6440 or toll-free at 1-800-432-1494.

[Return to Top](#)

An official website of the United States government [Here's how you know](#)

United States Census Bureau Search

BROWSE BY TOPIC EXPLORE DATA LIBRARY SURVEYS/ PROGRAMS INFORMATION FOR... FIND A CODE ABOUT US

[Census.gov](#) / [About the Bureau](#) / [Policies and Notices](#) / [Data Protection and Privacy Policy](#)

WITHIN POLICIES AND NOTICES

- Data Stewardship
- Online Privacy Policy
- Privacy Impact Assessments (PIA)
- Statistical Safeguards
- System of Records Notices (SORN)
- Contact Us

Data Protection and Privacy Policy

We are committed to handling your information responsibly. Your information is kept confidential. This commitment applies to the individuals, households, and businesses that answer our surveys, and to those browsing our website.

Featured

Online Privacy Policy
Information on children's online privacy, data retention, document accessibility, info collected from e-mail and online forms, and third party websites.

Data Stewardship
Information about the Census Bureau's data stewardship program.

Our Privacy Principles
Information about the U.S. Census Bureau's privacy principles.

Survey Information

Are You in a Survey? Help for Survey Participants
Did the Census Bureau contact you about participating in a survey? This site provides answers about our surveys and who to contact for more information.

Our Surveys & Programs
Our surveys provide periodic and comprehensive statistics about the nation. This data is critical for government programs, policies, and decision-making.

Checking the Facts

Trust & Safety Team
Learn how the Trust & Safety Team helps you get the facts about our surveys and censuses and fights misinformation and disinformation.

Fighting Census Rumors
Learn how the U.S. Census Bureau's Trust & Safety Team protected the 2020 Census count by reporting inaccurate, suspicious, and fraudulent information.

Last Revised: July 7, 2022

Sign Up for Email Updates
To sign up for updates please enter your contact information below.

Enter your email address

Stay Current

- Newsroom
- America Counts
- Blogs
- Stats for Stories

Stay Connected

[f](#) [t](#) [in](#)

[v](#) [i](#)

Census Jobs | Information Quality | Data Linkage Infrastructure | Data Protection and Privacy Policy | Accessibility | FOIA | Inspector General | No FEAR Act
| U.S. Department of Commerce | USA.gov

Measuring America's People, Places, and Economy