

Atlantic Highly Migratory Species Online Permit Application

Click on **Buy a New Vessel Permit** under "Permits" on the right side of your browser screen or click on **Buy a New Vessel Permit** on the **Permits** drop-down menu.

The screenshot shows the top navigation bar with links for Home, Permits, Catch Reporting, Tournament Registration, Resources, and Contact Us. A search bar is located on the right. The 'Permits' dropdown menu is open, listing options: Buy a New Vessel Permit, Renew Your Vessel Permit, Check Your Status, Update Your Permit Information, Transfer a Vessel Permit, Replace a Lost Vessel Permit, and Cancel Your Vessel Permit. The 'Buy a New Vessel Permit' option is highlighted with a red box. Below the navigation, the 'Permits' section is visible, with a list of options: Buy a New Vessel Permit, Renew Your Vessel Permit, Check Your Status, Update Your Permit Information, Transfer a Vessel Permit, Replace a Lost Vessel Permit, and Cancel Your Vessel Permit. The 'Buy a New Vessel Permit' option is also highlighted with a red box. The 'How to Apply' section provides instructions on how to apply for a permit.

In the "Purchase or Renew a Permit" screen, click on the **Purchase New** button.

The screenshot shows the 'Purchase or Renew a Permit' screen. The title is 'Purchase or Renew a Permit'. Below the title, there is a paragraph of text: 'Click the permit names for descriptions. If your vessel has had any of these permits before, click **Renew**. If you have not had any of these permits, click **Purchase New**. You will be able to see the details of the permit later.' Below this text, there is a section titled 'What would you like to do?' with two buttons: 'Renewal a Permit' and 'Purchase New'. The 'Purchase New' button is highlighted with a red box. To the right of the buttons, there is a list of permit names: 'Permit', 'Recreational', 'ATLANTIC', 'For Hire', and 'ATLANTIC'.

In the "Pre-Fill Basic Data" screen, if you have or used to have an NMFS permit, click on and enter the **permit number** in the "Look up info with this permit number" checkbox and click **Continue**. If you cannot remember your permit number or have never had a permit issued by NMFS, click **I will enter the basic application data myself** and skip to step 8(a clicked radio button would have a black circle in the middle).

Pre-Fill Basic Data

You have started an initial permit application. If you already have, or have had, an Atlantic tunas permit, Atlantic HMS Angling permit, or Atlantic HMS Charter/Headboat permit for another vessel, it may be possible for the Permit Shop to pre-fill your name, address, etc. from the information on this other permit.

If you have, or used to have, an Atlantic tunas permit, Atlantic HMS Angling permit, or Atlantic HMS Charter/Headboat permit, select Look up info with this permit number, enter the permit number for that permit, and click Continue. Otherwise, please select I will enter the basic application data myself and click Continue.

Look up info with this permit number:

I will enter the basic application data myself

Confirm all entries and change any information as needed in the "Owner information" section. Make sure to fill in the "Basic Vessel Information" section and check the checkbox to confirm the ownership. Click the **Continue** button when you are done entering your information.

Note: At the bottom of the "Basic Application Data" screen is the "Basic Vessel Information" section. NMFS requires the permit holder to provide either the Coast Guard Documentation number or the State Registration number. Enter both numbers if they are available. Each vessel should be registered with the U.S. Coast Guard and the State.

Basic Vessel Information

NMFS requires at least one of the following two vessel identifiers. Please provide both if available. Note: Only VALID U.S.C.G. Vessel Documentation numbers or State Registration numbers are acceptable. Temporary registration numbers are NOT allowed.

Coast Guard Documentation

State Registration

(Coast Guard Documentation OR State Registration. State registration numbers may only contain the characters A-Z and 0-9) *

I am the owner/operator of this vessel OR I am fully authorized by the owner/operator to complete this transaction.

You MUST check this box in order to proceed with this transaction.

Once the system accepts all entries made in the "Basic Application Data" screen, the "Additional Application Data" screen will appear, containing all previous information entered in the "Basic Application Data" screen. Using your browser's side scroll bar, **scroll** down until you see the "Vessel Information" section. **Enter** in the information in each corresponding box. Click the **Continue** button when you are done entering your information. The **Reenter Data** button will take you back to the "Basic Application Data" screen.

Vessel Information

Coast Guard Documentation	<input type="text" value="11112222"/>	
State Registration	<input type="text"/>	
Vessel Name *	<input type="text"/>	
Home Port *	<input type="text"/>	<input type="text" value="select"/>
Principal Port (City, State) *	<input type="text"/>	<input type="text" value="select"/>
Vessel Length (to nearest foot) *	<input type="text"/>	
Year Built *	<input type="text"/>	
Crew Size *	<input type="text"/>	
Construction *	<input type="text" value="select"/>	
Gross Tonnage *	<input type="text"/>	<input type="button" value="Estimate"/>
Propulsion *	<input type="text" value="select"/>	
Main Engine Horsepower *	<input type="text"/>	
Number of Passengers	<input type="text"/>	
Hold Capacity (lbs)	<input type="text"/>	

Shark Endorsement

You must view this educational video and take a short, educational quiz in order to obtain a Shark Endorsement on your Atlantic HMS permit. **Permits authorized to obtain a Shark Endorsement include the HMS Angling, HMS Charter/Headboat, Atlantic Tunas General, and Swordfish General Commercial permits.** The video and quiz are designed to ensure shark anglers are familiar with prohibited shark identification, including dusky and other ridgeback sharks, tips for safe handling and release, and regulations for recreational shark fishing. Upon completion, you will be directed to the HMS permit webpage to obtain your permit and shark endorsement. Viewing the video, taking the quiz, and obtaining a Shark Endorsement on your Atlantic HMS permit are required to legally target and retain sharks in the federal waters of the Atlantic, Gulf of Mexico, and Caribbean. (OMB NO. 0648-0327)

Before adding the shark endorsement to your HMS permit, you are required to watch an educational video and take a quiz.

Our system detected you already finished the quiz this year. Do you want to add the shark endorsement to your HMS permit?

Shark Endorsement Video

You must view this educational video and take a short, educational quiz in order to obtain a Shark Endorsement on your Atlantic HMS permit. The video and quiz are designed to ensure shark anglers are familiar with prohibited shark identification, including dusky and other ridgeback sharks, tips for safe handling and release, and regulations for recreational shark fishing. Upon completion, you will be directed to the HMS permit webpage to obtain your permit and shark endorsement. Viewing the video, taking the quiz, and obtaining a Shark Endorsement on your Atlantic HMS permit are required to legally target and retain sharks in the federal waters of the Atlantic, Gulf of Mexico, and Caribbean. (OMB NO. 0648-0327)



After you have completed the Shark Endorsement step of the permitting process, the "Select Permit" screen will appear. Select the appropriate permit that you need. You can choose a permit category from the "Open Access" section by clicking on the checkbox next to the permit category.

Select Permit

Please review the information. For the permit you select, specify a gear-type, and click select next.

1 Basic Info 2 Additional Info 3 **Category** 4 Confirm Info 5 Review Cart 6 Select Delivery 7 Confirm Order 8 Pay

Below are the permit options for this vessel. DO NOT PROCEED unless you fully understand the differences between each permit and are sure of the permit you wish to select for this vessel.

ANY CORRECTION TO YOUR PERMIT MUST BE DONE WITHIN 45 CALENDAR DAYS OF THE DATE OF ISSUANCE.

If the permit you are looking for is not listed below, there may be an issue/conflict with the permits already issued to this vessel. Please contact Customer Service at 1-888-872-8862, Monday through Friday, 8am to 5pm EST, for additional assistance.

Open Access

ATLANTIC HMS ANGLING

All private vessel owners/operators recreationally fishing for and/or retaining regulated Atlantic Highly Migratory Species (Atlantic tunas, sharks, swordfish and billfish) for personal use in the Atlantic Ocean, including the Gulf of Mexico and Caribbean Sea, must obtain an Atlantic Highly Migratory Species (HMS) Angling permit. 2015 Atlantic HMS Angling permits cost \$20.00 and will be valid from the date of issuance through December 31, 2015.

ATLANTIC TUNAS GENERAL

Scroll down to the bottom of the page. Move your mouse over the **Select Gear Type** and click the desired gear-type.

Select Gear Type *

I fully understand the restrictions of my choice of vessel permit category. I have also read the restrictions of my choice of vessel permit category. I understand that any category change restriction.

You MUST check this box in order to proceed with your selection.

select

select

BANDIT GEAR

GREEN-STICK

HANDLINE

HARPOON

ROD AND REEL

Continue

Confirm the information provided in the "Application Data Confirmation" screen. If the information is correct, click on the checkbox at the bottom to confirm your information is true and correct, then click the **Add to Cart** button. Otherwise, click the **Reenter Data** button, taking you back to the "Basic Application Data" screen.

Application Data Confirmation

Please, check your permit information, documentation number, and category carefully. **ANY CORRECTION TO YOUR PERMIT CATEGORY MUST BE DONE WITHIN 45 CALENDAR DAYS OF THE DATE OF ISSUANCE.** While we encourage you to print this page for your records and future inquiries, THIS IS NOT YOUR PERMIT.

1 Basic Info. 2 Additional Info. 3 Category 4 Confirm Info 5 Review Cart 6 Select Delivery 7 Confirm Order 8 Pay I

Permit Information
Permit Type: 2015 ATLANTIC TUNAS & SWORDFISH

Owner Information
Name: AAAAA BBBBB

Vessel Information
CG Doc. Number: 11112222

I certify under penalty of perjury under the laws of the United States of America that the information given on this form is true and correct, and that I have full authority to execute this form as, or on behalf of, the secured party, lien creditor or encumbrancer indicated herein.

Re-enter Data Add to Cart

In the "Shopping Cart" screen, **review your cart content**. Click **Check Out** button if you are satisfied with the order. Otherwise click on the **Empty Cart** button to cancel the order.

Shopping Cart

This page lists the contents of your shopping cart. You may delete an item from your cart by clicking Delete next to that item. You may start the check-out process by clicking Check Out. Finally, you may empty your shopping cart by clicking Empty Cart. Your order will not be processed until you click Purchase on the Select Payment Method page.

1 Basic Info. 2 Additional Info. 3 Category 4 Confirm Info 5 Review Cart 6 Select Delivery 7 Confirm Order 8 P

Here is your order so far:

2015 ATLANTIC HMS	SWORDFISH GENERAL	VVVV	\$40.0
	COMMERCIAL		
	ATLANTIC TUNAS HARPOON		

Total without delivery is: \$40.0

Enter the your preferred **payment method** and corresponding information. Click **Continue with Plastic Card Payment** when done. Click the **Cancel** button if you want to cancel the order.

Step 1: Enter Payment Information 1 | 2

Pay Via Plastic Card (PC) (ex: American Express, Discover, Mastercard, VISA)

Required fields are indicated with a red asterisk *

Account Holder Name: *

Payment Amount: \$40.00

Billing Address: *





Billing Address 2:

City:

State / Province:

Zip / Postal Code:

Country:

Card Type: *    

Card Number: * (Card number value should not contain spaces or dashes)

Security Code: * [Help finding your security code](#)

Expiration Date: * / *

Select the "Continue with Plastic Card Payment" button to continue to the next step in the Plastic Card Payment Process.