



U.S. Citizenship and
Immigration Services

I-539, Application To Extend/Change Nonimmigrant Status

OMB No. 1615-0003

Expires: 12/31/2024

Edition: 05/31/2022

myUSCIS Team | June 2023

How to use this document:

- Each slide is a screenshot of the online form.
- All screenshots are in sequential order.
- Each screenshot is for both Applicant and Rep unless specified otherwise (in green).
- Specific screenshots will also display conditional logic (in green).

File-A-Form

File a Form


Select the form you want to file online. Once you start, we will automatically save your information for 30 days, or from the last time you worked on the form.

Fee waiver: If you are requesting a fee waiver, you cannot file online. You must file a paper version of both the Form I-912, Request for Fee Waiver and the form for the specific benefit you are requesting. You can review the fee waiver guidance at www.uscis.gov/feewaiver.

Select the form you want to file online.

I-539, Application To Extend/Change Nonimmigrant Status 

Certain nonimmigrants may use this form to request an extension of stay or a change to another nonimmigrant status. Currently, you may submit this form online only for yourself.

 **Note:** If you have additional applicants or you have an A, G, NATO, V, T or U nonimmigrant status, you cannot file online at this time. You must file a [paper Form I-539](#) offline.

Concurrent filing available

You can file Form I-907, Request for Premium Processing Service, if you are filing Form I-539 for a nonimmigrant classification that is eligible for premium processing.

If you request premium processing, we will present Form I-907 for you to complete after you sign Form I-539. This will allow you to pay for and submit both forms at the same time.

Start form

Overview

(Yellow alert)
(Static, always show)

I-539, Application To Extend/Change Nonimmigrant Status

Currently, you may file an Application to Extend/Change Nonimmigrant Status (I-539) online if you are filing for yourself.

You should refer to Instructions for [Form I-539](#) to see if you can use this online form for your nonimmigrant status.

Online filing is only available for certain applicants

At this time, you cannot file online if you:

- Have additional applicants
- Have an A, G, NATO, V, T, or U nonimmigrant status

You must file a [paper Form I-539](#) offline.

Before You Start Your Application

Eligibility

You may be eligible to apply for an extension of your authorized stay if:

- You were lawfully admitted into the United States with a nonimmigrant visa
- Your nonimmigrant visa status remains valid
- You have not committed any crimes that make you ineligible for a visa
- You have not violated the conditions of your admission
- Your passport is valid and will remain valid for the duration of your stay

If your nonimmigrant status is based on the fact that you are a family member or dependent of an individual who has already been granted nonimmigrant status, then you must file your application while that individual continues to maintain a valid nonimmigrant status. Family members and dependents are limited to the same period of authorized stay as the principal immigrant.

You may NOT be granted an extension or change of status if you were admitted under the Visa Waiver Program or if your current status is:

- An alien in transit (C) or in transit without a visa (TWOV)
- A crewman (D)
- A fiancé(e) or dependent of a fiancé(e) (K-1 or K-2)

Exception: A K-3 and K-4 are eligible to apply for an extension of status. They should file for an extension during the processing of Form I-130 filed on their behalf and up to completion of their adjustment-of-status application.

You may include your spouse and your unmarried children under 21 years of age as co-applicants in your application for the same extension or change of status, but only if you are all now in the same status or they are all in derivative status.

Note: Extensions granted to members of a family group must be for the same period of time. The shortest period granted to any member of the family shall be granted to all members of the family.

Note: You can file Form I-907, Request for Premium Processing Service, if you are filing Form I-539 for a nonimmigrant classification that is eligible for premium processing. If you request premium processing, we will present Form I-907 for you to complete after you sign Form I-539. This will allow you to pay for and submit both forms at the same time.



Fee

The application fee is \$370. An additional biometrics services fee of \$85 is required for you and for each person included on a Form I-539A.

Refund policy: USCIS does not refund fees, regardless of any action we take on your application, petition, or request, or how long USCIS takes to reach a decision. By continuing this transaction, you acknowledge that you must submit fees in the exact amount and that you are paying the fees for a government service.

Please refer to the instructions for the form(s) you are filing for additional information or you may call the USCIS Contact Center at 800-375-5283. For TTY (deaf or hard of hearing) 800-767-1833.

We will automatically calculate the cost for you when you submit your application, including any exceptions to the fees that may apply in your case.

Learn more about [filing a fee waiver](#).



Fee Exceptions

The following nonimmigrants are not required to submit the biometric services fee for either themselves or any dependents included on Form I-539A:

1. Individuals changing to H-4, L-2 or E nonimmigrant status;
2. Individuals extending H-4, L-2 or E nonimmigrant status

This exception will apply to applications filed through Sept. 30, 2023, subject to extensions as announced on the USCIS website.



Documents you may need

Most applicants will be required to submit:

- Nonimmigrant Arrival-Departure Record (I-94) for all applicants
- Passport and travel document numbers
- A valid passport

Several other documents will be required depending on your current nonimmigrant status.

We will automatically determine which documents you should provide us as you fill out your application. At the time of filing, you must submit all evidence and supporting documentation listed.



After You Submit Your Application



Track your case online

After you submit your form, you can track its status through your USCIS account. Sign into your account often to check your case status and read any important messages from USCIS.



Respond to requests for information

If we need more information from you, we will send you a Request for Evidence (RFE) or Request for Information (RFI). You can respond to our request and upload your documents through your USCIS account.



Provide your biometrics

We will contact you to schedule an appointment at an Application Support Center near you. At the appointment, we will get your fingerprints, photograph, and signature.

Next



Completing Your Form Online

Filing online

Submitting your application online is the same as mailing in a completed paper form. They both gather the same information and cost the same.



Complete the Getting Started section first

You should answer all questions in the Getting Started section first so we can best customize the rest of your online form experience.



Provide as many responses as you can

You should provide as many responses as you can. Incomplete or missing information may slow down processing of your case after you submit the form.



We will automatically save your responses

We will automatically save your information when you select next to go to a new page or navigate to another section of the form. We will save your information for 30 days from today, or from the last time you worked on the form.



How to continue filling out your form

After you start your form, you can sign in to your account to continue filling out your form.

DHS Privacy Notice

AUTHORITIES: The information requested on this application, and the associated evidence, is collected pursuant to the U.S. Code sections 1101, 1103, 1184, and 1258, and Title 8 of the Code of Federal Regulations parts 103, 214 and 248.

PURPOSE: The primary purpose for providing the requested information on this application is to apply for an extension of stay or a change from one nonimmigrant category to another nonimmigrant category. DHS will use the information you provide to grant or deny the immigration benefit you are seeking.

DISCLOSURE: The information you provide is voluntary. However, failure to provide the requested information, including your Social Security number (if applicable), and any requested evidence, may delay a final decision or result in denial of your application.

ROUTINE USES: DHS may share the information you provide on this application and any additional requested evidence with other Federal, state, local, and foreign government agencies and authorized organizations. DHS follows approved routine uses described in the associated published system of records notices [DHS/USCIS/ICE/CBP-001 Alien File, Index, and National File Tracking System, DHS/USCIS-007 Benefits Information System, and DHS/USCIS-018 Immigration Biometric and Background Check] and the published privacy impact assessment [DHS/USCIS/PIA-016(a) Computer Linked Application Information Management System and Associated Systems and DHS/USCIS/PIA-071 myUSCIS Account Experience], which can be found at www.dhs.gov/privacy. DHS may also share the information, as appropriate, for law enforcement purposes or in the interest of national security.

USCIS Compliance Review And Monitoring

By signing this application, you have stated under penalty of perjury (28 U.S.C. section 1746) that all information and documentation submitted with this application are complete, true, and correct. You also authorize the release of any information from your records that USCIS may need to determine your eligibility for the immigration benefit you are seeking and consent to USCIS verifying such information.

DHS has the authority to verify any information you submit to establish eligibility for the immigration benefit you are seeking at any time. USCIS' legal authority to verify this information is in 8 U.S.C. sections 1103, 1155, and 1184, and 8 CFR parts 103, 204, 205, and 214. To ensure compliance with applicable laws and authorities, USCIS may verify information before or after your case is decided.

Agency verification methods may include, but are not limited to: review of public records and information; contact through written correspondence, the internet, fax, other electronic transmission, or telephone; unannounced physical site inspections of residences and locations of employment; and interviews. USCIS will use information obtained through verification to assess your compliance with the laws and to determine your eligibility for an immigration benefit.

Subject to the restrictions under 8 CFR 103.2(b)(16), USCIS will provide you with an opportunity to address any adverse or derogatory information that may result from a USCIS compliance review, verification, or site visit after a formal decision is made on your case or after the agency has initiated an adverse action which may result in revocation or termination of an approval.

Paperwork Reduction Act

An agency may not conduct or sponsor in information collection, and a person is not required to respond to a collection of information, unless it displays a currently valid Office of Management and Budget (OMB) control number. The public reporting burden for this collection of information is estimated at 2.00 hours per response, including the time for reviewing instructions, gathering the required documentation and information, completing the application, preparing statements, attaching necessary documentation, and submitting the application. The collection of biometrics is estimated to require 1 hour and 10 minutes. Send comments regarding this burden estimate or any other aspect of this collection of information, including suggestions for reducing this burden to:

U.S. Citizenship and Immigration Services
Office of Policy and Strategy, Regulatory Coordination Division
5900 Capital Gateway Drive, Mail Stop #2140
Camp Springs, MD 20588-0009

Do not mail your completed Form I-539 to this address.

OMB No. 1615-0003
Expires: 12/31/2024

Security Reminder

If you do not work on your application for more than 30 days, we will delete your data in order to prevent storing personal information indefinitely.

[Back](#)

[Start](#)

Getting Started

(Yellow alert)
(Static, always show)

I-539, Application To Extend/Change Nonimmigrant Status

Getting Started ^

Basis of eligibility

Reason for request

Preparer and interpreter information

About You v

Moral Character v

Your Application v

Evidence v

Additional Information v

Review and Submit v

What is your current nonimmigrant status?

1B1 - H-1B1 Specialty Occupation v

⚠ You can file your request online only for certain statuses
Read [Instructions for Form I-539](#) to see if you can use this online form for your nonimmigrant status.
If your nonimmigrant status does not appear on the current nonimmigrant status dropdown list, you must file a [paper Form I-539](#).

Were you granted Duration of Status (D/S)?

Notation on certain nonimmigrant Form I-94 indicating that the individual, such as an F-1 nonimmigrant student, is authorized to remain in the U.S. as long as he or she maintains a valid status.

Yes

No

When does your current nonimmigrant status expire?

MM/DD/YYYY

Are you the only applicant applying with this Form?

Yes, I am the only applicant

No, members of my family are filing this application with me

Back **Next**

(Yellow alert)
(Static, always show)

(Yellow alert)
(if specific category and yes
to duration of status)

I-539, Application To Extend/Change Nonimmigrant Status

Getting Started ^

Basis of eligibility

Reason for request

Preparer and interpreter information

About You v

Moral Character v

Your Application v

Evidence v

Additional Information v

Review and Submit v

What is your current nonimmigrant status?

1B1 - H-1B1 Specialty Occupation v

⚠ You can file your request online only for certain statuses
Read [Instructions for Form I-539](#) to see if you can use this online form for your nonimmigrant status.
If your nonimmigrant status does not appear on the current nonimmigrant status dropdown list, you must file a [paper Form I-539](#).

Were you granted Duration of Status (D/S)?

Notation on certain nonimmigrant Form I-94 indicating that the individual, such as an F-1 nonimmigrant student, is authorized to remain in the U.S. as long as he or she maintains a valid status.

Yes
 No

⚠ You cannot be granted Duration of Status (D/S) if your current nonimmigrant status is 1B1.

When does your current nonimmigrant status expire?

MM/DD/YYYY

Are you the only applicant applying with this Form?

Yes, I am the only applicant
 No, members of my family are filing this application with me

[Back](#) [Next](#)

(Yellow alert)
(Static, always show)

(Yellow alert)
(if specific category and yes
to duration of status)

I-539, Application To Extend/Change Nonimmigrant Status

Getting Started ^

Basis of eligibility

Reason for request

Preparer and interpreter information

About You v

Moral Character v

Your Application v

Evidence v

Additional Information v

Review and Submit v

What is your current nonimmigrant status?

1B1 - H-1B1 Specialty Occupation v

⚠ You can file your request online only for certain statuses
Read [Instructions for Form I-539](#) to see if you can use this online form for your nonimmigrant status.
If your nonimmigrant status does not appear on the current nonimmigrant status dropdown list, you must file a [paper Form I-539](#).

Were you granted Duration of Status (D/S)?

Notation on certain nonimmigrant Form I-94 indicating that the individual, such as an F-1 nonimmigrant student, is authorized to remain in the U.S. as long as he or she maintains a valid status.

Yes
 No

⚠ You cannot be granted Duration of Status (D/S) if your current nonimmigrant status is 1B1.

When does your current nonimmigrant status expire?

MM/DD/YYYY

Are you the only applicant applying with this Form?

Yes, I am the only applicant
 No, members of my family are filing this application with me

ⓘ You must file a paper Form I-539

ⓘ You must file a paper Form I-539
You must complete and submit a [paper Form I-539](#) offline if you are including co-applicants.

Back **Next**

Getting Started ^

Basis of eligibility

Reason for request

Preparer and interpreter
information

About You v

Moral Character v

Your Application v

Evidence v

Additional Information v

Review and Submit v

What are you applying for?

- An extension of stay in my current status
- Reinstatement to student status
- A change of status

⚠ You can file your request online only for certain statuses

Read [instructions for Form I-539](#) to see if you can use this online form for your nonimmigrant status.

If your nonimmigrant status does not appear on the current nonimmigrant status dropdown list, you must file a [paper Form I-539](#).

! You must select your current nonimmigrant status category

Please select your current nonimmigrant status category in the Basis of eligibility page.

What date are you requesting your current or requested status be extended until?

MM/DD/YYYY

Back

Next

(Yellow alert)
(Static, always show)

(Red alert)
(If user selects a reason for
applying without selecting
their current non-immigrant
status)

(Yellow alert)
(Static, always show)

I-539, Application To Extend/Change Nonimmigrant Status

Getting Started ^

Basis of eligibility

Reason for request

Preparer and interpreter information

About You v

Moral Character v

Your Application v

Evidence v

Additional Information v

Review and Submit v

What are you applying for?

An extension of stay in my current status

A change of status

⚠ You can file your request online only for certain statuses

Read [Instructions for Form I-539](#) to see if you can use this online form for your nonimmigrant status.

If your nonimmigrant status does not appear on the current nonimmigrant status dropdown list, you must file a [paper Form I-539](#).

What date are you requesting your current or requested status be extended until?

MM/DD/YYYY

[Back](#) [Next](#)

(Yellow alert)
(Static, always show)

(Yellow alert)
(If status is E1, E2, E2C, or
E3 AND if extending status)

I-539, Application To Extend/Change Nonimmigrant Status

Getting Started ^

Basis of eligibility

Reason for request

Preparer and interpreter information

About You v

Moral Character v

Your Application v

Evidence v

Additional Information v

Review and Submit v

What are you applying for?

An extension of stay in my current status

A change of status

⚠ You can file your request online only for certain statuses

Read [Instructions for Form I-539](#) to see if you can use this online form for your nonimmigrant status.

If your nonimmigrant status does not appear on the current nonimmigrant status dropdown list, you must file a [paper Form I-539](#).

⚠ You can only request an extension of stay if you are a derivative

Based on your selected current nonimmigrant status, you can only extend your stay if you are a derivative. If you are a principal, you cannot extend your stay with this status.

What date are you requesting your current or requested status be extended until?

MM/DD/YYYY

[Back](#) [Next](#)

(Yellow alert)
(Static, always show)

I-539, Application To Extend/Change Nonimmigrant Status

Getting Started ^

Basis of eligibility

Reason for request

Preparer and interpreter information

About You v

Moral Character v

Your Application v

Evidence v

Additional Information v

Review and Submit v

What are you applying for?

An extension of stay in my current status

A change of status

⚠ You can file your request online only for certain statuses

Read [Instructions for Form I-539](#) to see if you can use this online form for your nonimmigrant status.

If your nonimmigrant status does not appear on the current nonimmigrant status dropdown list, you must file a [paper Form I-539](#).

What is the change of status you are requesting?

What is the effective date of change?

What date are you requesting your current or requested status be extended until?

(Yellow alert)
(Static, always show)

I-539, Application To
Extend/Change
Nonimmigrant Status

- Getting Started ^
- Basis of eligibility
- Reason for request**
- Preparer and interpreter information
- About You v
- Moral Character v
- Your Application v
- Evidence v
- Additional Information v
- Review and Submit v

What are you applying for?

- An extension of stay in my current status
- Reinstatement to student status
- A change of status

⚠ You can file your request online only for certain statuses

Read [instructions for Form I-539](#) to see if you can use this online form for your nonimmigrant status.

If your nonimmigrant status does not appear on the current nonimmigrant status dropdown list, you must file a [paper Form I-539](#).

What is the change of status you are requesting?

F1 - STUDENT ACADEMIC v

What is the effective date of change?

MM/DD/YYYY

What date are you requesting your current or requested status be extended until?

MM/DD/YYYY

Would you like to request Premium Processing Service?

Premium Processing Service guarantees that USCIS will take one of several possible actions (issue an approval notice, a denial notice, a notice of intent to deny, or a request for evidence) on your Form I-539 within 30 days.

The fee for Premium Processing Service for Form I-539 is \$1,750.

If you request premium processing, you will be asked to complete Form I-907 after you sign your Form I-539. You will then be able to pay for and submit both forms at the same time.

- Yes
- No

i Form I-539 and Form I-907 will be submitted together. After you sign Form I-539, the form will be locked. You will not be able to make any changes to the form once it is locked. You will immediately be directed to Form I-907 and will be able to pay for and submit both forms after you provide your signatures.

(PP Question)
(if user is changing their status
to: F1, F2, J1, J2, M1, M2)

(Blue alert)
(if user is changing their status to one of the eligible
statuses AND if yes to premium processing)

Getting Started ^

Basis of eligibility

Reason for request

**Preparer and interpreter
information**

About You v

Moral Character v

Your Application v

Evidence v

Additional Information v

Review and Submit v

Is someone assisting you with completing this application?

Yes

No

Back

Next

Getting Started ^

Basis of eligibility

Reason for request

**Preparer and interpreter
information**

About You v

Moral Character v

Your Application v

Evidence v

Additional Information v

Review and Submit v

Is someone assisting you with completing this application?

- Yes
- No

Is a preparer assisting you with completing this application?

A preparer is anyone who completes or helps you complete all or part of your application using information and answers that you provide.

- Yes
- No

Is an interpreter assisting you with completing this application?

An interpreter is anyone who translates or helps you translate all or part of your application using information and answers that you provide.

- Yes
- No

Back

Next

Getting Started ^

Basis of eligibility

Reason for request

**Preparer and interpreter
information**

Preparer information

Interpreter information

About You v

Moral Character v

Your Application v

Evidence v

Additional Information v

Review and Submit v

Is someone assisting you with completing this application?

- Yes
- No

Is a preparer assisting you with completing this application?

A preparer is anyone who completes or helps you complete all or part of your application using information and answers that you provide.

- Yes
- No

Is an interpreter assisting you with completing this application?

An interpreter is anyone who translates or helps you translate all or part of your application using information and answers that you provide.

- Yes
- No

Back

Next

Getting Started ^

Basis of eligibility

Reason for request

Preparer and interpreter
information

Preparer information

Interpreter information

About You v

Moral Character v

Your Application v

Evidence v

Additional Information v

Review and Submit v

What is your preparer's full name?

Given name (first name)

Family name (last name)

What is your preparer's business or organization
name?

My preparer is not part of a business or organization.

What is your preparer's mailing address?

Country

Address line 1

Street number and name

Address line 2

Apartment, suite, unit, or floor

City or town

State

ZIP code

Provide a 5 or 9-digit
ZIP code.

What is your preparer's contact information?

Daytime telephone number

Provide a 10-digit phone number.

Mobile telephone number

My preparer does not have a mobile telephone number.

Provide a 10-digit phone number.

Email address

My preparer does not have an email address.

Example: user@domain.com

Back

Next

(If preparer)

Getting Started ^

Basis of eligibility

Reason for request

Preparer and interpreter
information

Preparer information

Interpreter information

About You v

Moral Character v

Your Application v

Evidence v

Additional Information v

Review and Submit v

What is your interpreter's full name?

Given name (first name)

Family name (last name)

What is your interpreter's business or organization
name?

My interpreter is not part of a business or organization.

What is your interpreter's mailing address?

Country

Address line 1

Street number and name

Address line 2

Apartment, suite, unit, or floor

City or town

State

ZIP code

Provide a 5 or 9-digit
ZIP code.

What is your interpreter's contact information?

Daytime telephone number

Provide a 10-digit phone number.

Mobile telephone number

My interpreter does not have a mobile telephone number.

Provide a 10-digit phone number.

Email address

My interpreter does not have an email address.

Example: user@domain.com

What language is your interpreter using to
interpret this application for you?

Back

Next

(If interpreter)

About You

I-539, Application To
Extend/Change
Nonimmigrant Status

Getting Started ▼

About You ▲

Your name

Your contact information

When and where you were
born

Your immigration
information ▼

Other information

Moral Character ▼

Your Application ▼

Evidence ▼

Additional Information ▼

Review and Submit ▼

What is your current legal name?

Your current legal name is the name on your birth certificate, unless it changed after birth by a legal action such as marriage or court order. Do not provide any nicknames here.

Given name (first name)

Middle name

Family name (last name)

Back

Next

Getting Started

About You

Your name

Your contact information

When and where you were
born

Your immigration
information

Other information

Moral Character

Your Application

Evidence

Additional Information

Review and Submit

How can we contact you?

Daytime telephone number

Provide a 10-digit phone number.

Mobile telephone number

This is the same as my daytime telephone number.

Provide a 10-digit phone number.

Email address

Example: user@domain.com

What is your current U.S. mailing address?

We will use your current mailing address to contact you throughout the application process. We may not be able to contact you if you do not provide a complete and valid address. Please provide a U.S. address only.

In care of name (if any)

Address line 1

Street number and name

Address line 2

Apartment, suite, unit, or floor

City or town

State

ZIP code

Provide a 5 or 9-digit
ZIP code.

Is your current U.S. mailing address the same as
your U.S. physical address?

Yes

No

What is your physical address abroad?

Country

Address line 1

Street number and name

Address line 2

Apartment, suite, unit, or floor

City or town

Province

Postal code

Back

Next

I-539, Application To
Extend/Change
Nonimmigrant Status

Getting Started ▼

About You ▲

Your name

Your contact information

**When and where you were
born**

Your immigration
information ▼

Other information

Moral Character ▼

Your Application ▼

Evidence ▼

Additional Information ▼

Review and Submit ▼

What is your date of birth?

MM/DD/YYYY

What is your country of birth?

Back

Next

(Red alert)
(if different date of birth)

I-539, Application To Extend/Change Nonimmigrant Status

Getting Started ▾

About You ▲

- Your name
- Your contact information
- When and where you were born**
- Your immigration information ▾
- Other information

Moral Character ▾

Your Application ▾

Evidence ▾

Additional Information ▾

Review and Submit ▾

What is your date of birth?

01/01/2020

! This account has already been verified with a different date of birth

The date of birth in this account's profile is 01/01/2000.

If you need to apply for a benefit for someone else using the date of birth you entered, you should sign out of this account and create a new account for them at <https://myaccount.uscis.gov/>

What is your country of birth?

Back Next

I-539, Application To
Extend/Change
Nonimmigrant Status

Getting Started 

About You 

Your name

Your contact information

When and where you were
born


Your immigration
information 

Your immigration
information page 2

Other information

Moral Character 

Your Application 

Evidence 

Additional Information 

Review and Submit 

What is your country of citizenship or nationality?

Provide the name of the country as it currently exists, where you are currently a citizen or national. If the country no longer exists, use the current name of the country.

If you are a citizen or national of more than one country, provide the name of the foreign country that issued your last passport.

If you are stateless, enter the name of the current country where you were last a citizen or national.

Provide information about your most recent entry into the United States.

This information may be found on your Nonimmigrant Arrival/Departure Record (I-94) issued by U.S. Customs and Border Protection (CBP) or USCIS upon arrival to the United States. If you were admitted to the United States by CBP at an airport or seaport after April 30, 2013, you may have been issued an electronic I-94 by CBP, instead of a paper form. Visit the [CBP website](#) to obtain a copy of your I-94. If you are unable to obtain a copy of your I-94 from CBP, go to the [USCIS I-102](#) page to find additional I-94 Replacement Information.

What is your date of last arrival into the United States?

What is your I-94 Arrival-Departure Record Number?

Form I-94 or Form I-94A record numbers are 11 characters long and, if issued on or before May 12, 2019, are only digits. If issued on or after May 13, 2019, the format is nine digits, followed by a letter in the tenth position, and a digit in the last position.

What is the passport number listed on your I-94?

What is your travel document number?

What country issued your passport or travel document?

What is the expiration date for your passport or travel document?

Back

Next

I-539, Application To
Extend/Change
Nonimmigrant Status

Getting Started ▼

About You ▲

Your name

Your contact information

When and where you were
born

Your immigration
information ▲

**Your immigration
information page 2**

Other information

Moral Character ▼

Your Application ▼

Evidence ▼

Additional Information ▼

Review and Submit ▼

What is your current passport number?

What country issued your passport?

What date does your passport expire?

Back

Next

I-539, Application To
Extend/Change
Nonimmigrant Status

Getting Started 

About You 

Your name

Your contact information


When and where you were
born

Your immigration
information 

Other information

Moral Character 

Your Application 

Evidence 

Additional Information 

Review and Submit 

What is your A-Number?

I do not have or know my A-Number.

A-

Provide a 7, 8, or 9-digit number. If your A-Number is fewer than 9 digits, the system will automatically add zero(s) after the "A" and before the first digit so there is a total of 9 digits, for example: A-001234567.

What is your U.S. Social Security number?

I do not have or know my U.S. Social Security number.

Provide a 9-digit Social Security number.

What is your USCIS Online Account Number?

You will only have an Online Account Number, or OAN, if you previously filed a form that has a receipt number that begins with IOE. If you filed the form online, you can find your OAN in your account profile. If you mailed us the form, you can find your OAN at the top of the Account Access Notice we sent you.

If you do not have a receipt number that begins with IOE, you do not have an OAN.

(The OAN is not the same as an A-Number.)

I do not have or know my USCIS Online Account Number.

Provide a 12-digit Online Account Number.

[Back](#)

[Next](#)

(Red alert)
(if different A-Number)

I-539, Application To
Extend/Change
Nonimmigrant Status


Getting Started 

About You 

Your name

Your contact information


When and where you were
born

Your immigration
information 

Other information

Moral Character 

Your Application 

Evidence 

Additional Information 



Review and Submit 

What is your A-Number?

I do not have or know my A-Number.

A-

Provide a 7, 8, or 9-digit number. If your A-Number is fewer than 9 digits, the system will automatically add zero(s) after the "A" and before the first digit so there is a total of 9 digits, for example: A-001234567.

  This account has already been verified with a different A-Number

The A-Number in this account's profile is 043434344.

If you need to apply for a benefit for someone else using the A-Number you entered, you must sign out of this account and create a new account for them at <https://myaccount.uscis.gov/>

What is your U.S. Social Security number?

I do not have or know my U.S. Social Security number.

Provide a 9-digit Social Security number.

What is your USCIS Online Account Number?

You will only have an Online Account Number, or OAN, if you previously filed a form that has a receipt number that begins with IOE. If you filed the form online, you can find your OAN in your account profile. If you mailed us the form, you can find your OAN at the top of the Account Access Notice we sent you.

If you do not have a receipt number that begins with IOE, you do not have an OAN.

(The OAN is not the same as an A-Number.)

I do not have or know my USCIS Online Account Number.

Provide a 12-digit Online Account Number.

Back

Next

Moral Character

(If yes to any question,
'Provide an explanation' text
box appears)

Provide an explanation.

0/500

I-539, Application To Extend/Change Nonimmigrant Status

Getting Started ▼

About You ▼

Moral Character ▲

Party and group affiliations ▲

Party and group affiliations page 2

Immigration proceedings

Crimes and offenses

Your Application ▼

Evidence ▼

Additional Information ▼

Review and Submit ▼

Have you, or any other person included on this application, **EVER** ordered, incited, called for, committed, assisted, helped with, or otherwise participated in acts involving torture or genocide?

Yes

No

Have you, or any other person included on this application, **EVER** ordered, incited, called for, committed, assisted, helped with, or otherwise participated in killing any person?

Yes

No

Have you, or any other person included on this application, **EVER** ordered, incited, called for, committed, assisted, helped with, or otherwise participated in intentionally and severely injuring any person?

Yes

No

Have you, or any other person included on this application, **EVER** ordered, incited, called for, committed, assisted, helped with, or otherwise participated in engaging in any kind of sexual contact or relations with any person who did not consent or was unable to consent, or was being forced or threatened?

Yes

No

Have you, or any other person included on this application, **EVER** ordered, incited, called for, committed, assisted, helped with, or otherwise participated in limiting or denying any person's ability to exercise religious beliefs?

Yes

No

(If yes to any question,
'Provide an explanation' text
box appears)

Provide an explanation.

0/500

I-539, Application To Extend/Change Nonimmigrant Status

Getting Started ▼

About You ▼

Moral Character ▲

Party and group affiliations ▲

Party and group affiliations page 2

Immigration proceedings

Crimes and offenses

Your Application ▼

Evidence ▼

Additional Information ▼

Review and Submit ▼

Have you, or any person included on the application, **EVER** served in, been a member of, assisted, or participated in any military unit, paramilitary unit, police unit, self-defense unit, vigilante unit, rebel group, guerrilla group, militia, insurgent organization, or any other armed group?

Yes

No

Have you, or any person included in this application, **EVER** worked, volunteered, or otherwise served in any prison, jail, prison camp, detention facility, labor camp, or any other situation that involved detaining persons?

Yes

No

Have you, or any other person included in this application, **EVER** been a member of, assisted in, or participated in any group, unit, or organization of any kind in which you or other persons used any type of weapon against any person or threatened to do so?

Yes

No

Have you, or any person included in this application, **EVER** assisted or participated in selling, providing, or transporting weapons to any person who, to your knowledge, used them against another person?

Yes

No


Have you, or any person included in this application **EVER** received any type of military, paramilitary, or weapons training?

Yes


No

I-539, Application To
Extend/Change
Nonimmigrant Status

Getting Started 

About You 


Moral Character 

Party and group
affiliations 

Immigration proceedings

Crimes and offenses

Your Application 

Evidence 

Additional Information 

Review and Submit 

Have you, or any person included in this application, done anything that violated the terms of the nonimmigrant status you now hold?

Yes

No

Are you, or any other person included in this application, now in removal proceedings?

Yes


No

Back


Next

I-539, Application To
Extend/Change
Nonimmigrant Status

Getting Started 

About You 


Moral Character 

Party and group
affiliations 


Immigration proceedings

Crimes and offenses

Your Application 

Evidence 

Additional Information 

Review and Submit 

Have you, or any person included in this application, done anything that violated the terms of the nonimmigrant status you now hold?

Yes

No

Provide an explanation.

0/500

Are you, or any other person included in this application, now in removal proceedings?

Yes

No

Provide an explanation with the name of the person in removal proceedings, and information on jurisdiction, date proceedings began, and status of proceedings.

0/500

Back

Next

(If yes to any question,
'Provide an explanation' text
box appears)

Provide an explanation.

0/500

I-539, Application To Extend/Change Nonimmigrant Status

Getting Started ▼

About You ▼

Moral Character ▲

Party and group affiliations ▼

Immigration proceedings

Crimes and offenses

Your Application ▼

Evidence ▼

Additional Information ▼

Review and Submit ▼

Have you, or any other person included in this application, **EVER** been arrested or convicted of any criminal offense since last entering the United States?

Yes

No

[Back](#) [Next](#)

Your Application

I-539, Application To Extend/Change Nonimmigrant Status

Getting Started ▾

About You ▾

Moral Character ▾

Your Application ▲

Information about request ▲

Information about request page 2

Evidence ▾

Additional Information ▾

Review and Submit ▾

Is this application based on an extension or change of status already granted to your spouse, child, or parent?

- Yes
- No

Is this application based on a separate petition or application to give your spouse, child, or parent an extension or change in status?


The USCIS receipt number is a unique 13-character identifier that consists of three capital letters followed by 10 numbers (for example, ABC1234567890). You can find it on notices of action USCIS has sent your spouse, child, or parent.

- Yes, filed with this I-539
- Yes, filed previously and pending with USCIS
- No

Back

Next

Getting Started 


About You 

Moral Character 

Your Application 

Information about request 

Information about request page 2

Evidence 

Additional Information 

Review and Submit 

Is this application based on an extension or change of status already granted to your spouse, child, or parent?

- Yes
- No

Provide the USCIS receipt number for the extension or change already granted to your spouse, child, or parent.

The USCIS receipt number is a unique 13-character identifier that consists of three capital letters followed by 10 numbers (for example, ABC1234567890). You can find it on notices of action USCIS has sent your spouse, child, or parent.

Provide a 13-character receipt number, beginning with 3 capitalized letters followed by 10 digits.

Is this application based on a separate petition or application to give your spouse, child, or parent an extension or change in status?

The USCIS receipt number is a unique 13-character identifier that consists of three capital letters followed by 10 numbers (for example, ABC1234567890). You can find it on notices of action USCIS has sent your spouse, child, or parent.

- Yes, filed with this I-539
- Yes, filed previously and pending with USCIS
- No

[Back](#)

[Next](#)

Getting Started ▾

About You ▾

Moral Character ▾

Your Application ▲

**Information about
request** ▲

Information about
request page 2

Evidence ▾

Additional Information ▾

Review and Submit ▾

Is this application based on an extension or change of status already granted to your spouse, child, or parent?

Yes

No

Provide the USCIS receipt number for the extension or change already granted to your spouse, child, or parent.

The USCIS receipt number is a unique 13-character identifier that consists of three capital letters followed by 10 numbers (for example, ABC1234567890). You can find it on notices of action USCIS has sent your spouse, child, or parent.

Provide a 13-character receipt number, beginning with 3 capitalized letters followed by 10 digits.

Is this application based on a separate petition or application to give your spouse, child, or parent an extension or change in status?

The USCIS receipt number is a unique 13-character identifier that consists of three capital letters followed by 10 numbers (for example, ABC1234567890). You can find it on notices of action USCIS has sent your spouse, child, or parent.

Yes, filed with this I-539

Yes, filed previously and pending with USCIS

No

Provide the USCIS receipt number for the pending case.

The USCIS receipt number is a unique 13-character identifier that consists of three capital letters followed by 10 numbers (for example, ABC1234567890). You can find it on notices of action USCIS has sent your spouse, child, or parent.

Provide a 13-character receipt number, beginning with 3 capitalized letters followed by 10 digits.

What is the name of the petitioner or applicant for the pending application?

Given name (first name)

Family name (last name)

What date was the petition or application filed?

MM/DD/YYYY

Back

Next

(If yes to top 3 questions,
'Provide an explanation' text
box appears)

Provide an explanation.

0/500

I-539, Application To Extend/Change Nonimmigrant Status

Getting Started ▼

About You ▼

Moral Character ▼

Your Application ▲

Information about request ▲

Information about request page 2

Evidence ▼

Additional Information ▼

Review and Submit ▼

Are you, or any other person included on the application, an applicant for an immigrant visa?

Yes

No

Has an immigrant petition **EVER** been filed for you or for any other person included in this application?

Yes

No

Has an Application to Register Permanent Resident or Adjust Status (I-485), **EVER** been filed by you or by any other person included in this application?

Yes

No

Have you, or any other person included in this application, been employed in the United States since last admitted or granted an extension or change of status?

Yes

No

Are you, or any other person included on the application, currently or have you ever been a J-1 exchange visitor or a J-2 dependent of a J-1 exchange visitor?

Yes

No

Back Next

(If yes to top 3 questions,
'Provide an explanation' text
box appears)

Provide an explanation.

0/500

I-539, Application To Extend/Change Nonimmigrant Status

Getting Started ▼

About You ▼

Moral Character ▼

Your Application ▲

Information about request ▲

Information about request page 2

Evidence ▼

Additional Information ▼

Review and Submit ▼

Are you, or any other person included on the application, an applicant for an immigrant visa?

Yes

No

Has an immigrant petition **EVER** been filed for you or for any other person included in this application?

Yes

No

Has an Application to Register Permanent Resident or Adjust Status (I-485), **EVER** been filed by you or by any other person included in this application?

Yes

No

Have you, or any other person included in this application, been employed in the United States since last admitted or granted an extension or change of status?

Yes

No

Describe the employment and include the name of the person employed, name and address of the employer, weekly income, and whether the employment was specifically authorized by USCIS.

0/500

Are you, or any other person included on the application, currently or have you ever been a J-1 exchange visitor or a J-2 dependent of a J-1 exchange visitor?

Yes

No

(If yes to top 3 questions,
'Provide an explanation' text
box appears)

Provide an explanation.

0/500

I-539, Application To Extend/Change Nonimmigrant Status

Getting Started ▼

About You ▼

Moral Character ▼

Your Application ▲

Information about request ▲

Information about request page 2

Evidence ▼

Additional Information ▼

Review and Submit ▼

Are you, or any other person included on the application, an applicant for an immigrant visa?

Yes

No

Has an immigrant petition **EVER** been filed for you or for any other person included in this application?

Yes

No

Has an Application to Register Permanent Resident or Adjust Status (I-485), **EVER** been filed by you or by any other person included in this application?

Yes

No

Have you, or any other person included in this application, been employed in the United States since last admitted or granted an extension or change of status?

Yes

No

Describe how you are supporting yourself. Include any documentary evidence of the source, amount, and basis for any income.

0/500

Are you, or any other person included on the application, currently or have you ever been a J-1 exchange visitor or a J-2 dependent of a J-1 exchange visitor?

Yes

No

Back Next

(If yes to top 3 questions,
'Provide an explanation' text
box appears)

Provide an explanation.

0/500

I-539, Application To Extend/Change Nonimmigrant Status

Getting Started ▼

About You ▼

Moral Character ▼

Your Application ▲

Information about request ▲

Information about request page 2

Evidence ▼

Additional Information ▼

Review and Submit ▼

Are you, or any other person included on the application, an applicant for an immigrant visa?

Yes

No

Has an immigrant petition **EVER** been filed for you or for any other person included in this application?

Yes

No

Has an Application to Register Permanent Resident or Adjust Status (I-485), **EVER** been filed by you or by any other person included in this application?

Yes

No

Have you, or any other person included in this application, been employed in the United States since last admitted or granted an extension or change of status?

Yes

No

Describe how you are supporting yourself. Include any documentary evidence of the source, amount, and basis for any income.

0/500

Are you, or any other person included on the application, currently or have you ever been a J-1 exchange visitor or a J-2 dependent of a J-1 exchange visitor?

Yes

No

Provide the dates you maintained status as a J-1 exchange visitor or J-2 dependent.

0/500

Back Next

Evidence

I-539, Application To Extend/Change Nonimmigrant Status

Getting Started ▼

About You ▼

Moral Character ▼

Your Application ▼

Evidence ▲

Form I-94

Additional evidence

Additional Information ▼

Review and Submit ▼

Form I-94, Nonimmigrant Arrival/Departure Record

Upload an image or copy of both sides of your Form I-94, Nonimmigrant Arrival/Departure Record.

If you were admitted to the United States by U.S. Customs and Border Protection (CBP) at an airport or seaport after April 30, 2013, you may have been issued an electronic I-94 by CBP, instead of a paper form. Visit the [CBP website](#) to obtain a copy of your I-94.

If you are unable to obtain a copy of your I-94 from CBP, go to the [USCIS I-102](#) page to find additional I-94 Replacement Information.

File requirements

- Clear and readable
- Accepted file formats: JPG, JPEG, or PDF
- No encrypted or password-protected files
- If your documents are in a foreign language, upload a full English translation and the translator's certification with each original document.
- Upload no more than five documents at a time
- Accepted file name characters: English letters, numbers, spaces, periods, hyphens, underscores, and parentheses
- Maximum size: 12MB per file

[Choose](#) or drop files here to upload

[Back](#)

[Next](#)

I-539, Application To
Extend/Change
Nonimmigrant Status

Getting Started ∨

About You ∨

Moral Character ∨

Your Application ∨

Evidence ∧

Form I-94

Additional evidence

Additional Information ∨

Review and Submit ∨

Form I-94, Nonimmigrant Arrival/Departure Record

Upload an image or copy of both sides of your Form I-94, Nonimmigrant Arrival/Departure Record.

If you were admitted to the United States by U.S. Customs and Border Protection (CBP) at an airport or seaport after April 30, 2013, you may have been issued an electronic I-94 by CBP, instead of a paper form. Visit the [CBP website](#) to obtain a copy of your I-94.

If you are unable to obtain a copy of your I-94 from CBP, go to the [USCIS I-102](#) page to find additional I-94 Replacement Information.

File requirements

- Clear and readable
- Accepted file formats: JPG, JPEG, or PDF
- No encrypted or password-protected files
- If your documents are in a foreign language, upload a full English translation and the translator's certification with each original document.
- Upload no more than five documents at a time
- Accepted file name characters: English letters, numbers, spaces, periods, hyphens, underscores, and parentheses
- Maximum size: 12MB per file

[Choose](#) or drop files here to upload

! You must upload an image or copy of your Nonimmigrant Arrival/Departure Record (I-94)

You cannot submit your application until you upload an image or copy of your I-94.


Back

Next

(Red alert)
(If user does not upload I-94
required evidence)

I-539, Application To Extend/Change Nonimmigrant Status

Getting Started 

About You 

Moral Character 

Your Application 

Evidence 


Form I-94

Written statement

Proof of relationship to CW-1 transitional worker

Additional evidence for CW-2 applicants

Additional evidence

Additional Information 

Review and Submit 

Your Written Statement

Upload a written statement explaining in detail:

- The reasons for your request for an extension or change
- The reasons why your extended stay would be temporary, including what arrangements you have made to depart from the United States
- Any effect the extended stay may have on your foreign employment or residency

File requirements

- Clear and readable
- Accepted file formats: JPG, JPEG, or PDF
- No encrypted or password-protected files
- If your documents are in a foreign language, upload a full English translation and the translator's certification with each original document.
- Upload no more than five documents at a time
- Accepted file name characters: English letters, numbers, spaces, periods, hyphens, underscores, and parentheses
- Maximum size: 12MB per file


[Choose](#) or drop files here to upload

[Back](#)

[Next](#)

I-539, Application To
Extend/Change
Nonimmigrant Status

Getting Started 

About You 

Moral Character 

Your Application 

Evidence 


Form I-94

Proof of lawful residence

Proof of relationship to CW-
1 transitional worker

Additional evidence for CW-
2 applicants

Additional evidence

Additional Information 

Review and Submit 

Evidence Of Your Lawful Residence In Commonwealth Of Northern Mariana Islands

Upload an image or copy of proof of your lawful presence in the Commonwealth of the Northern Mariana Islands (CNMI) as defined in 8 CFR 214.2(w)(l)(v).

File requirements

- Clear and readable
- Accepted file formats: JPG, JPEG, or PDF
- No encrypted or password-protected files
- If your documents are in a foreign language, upload a full English translation and the translator's certification with each original document.
- Upload no more than five documents at a time
- Accepted file name characters: English letters, numbers, spaces, periods, hyphens, underscores, and parentheses
- Maximum size: 12MB per file


[Choose](#) or drop files here to upload

[Back](#)

[Next](#)

I-539, Application To
Extend/Change
Nonimmigrant Status

Getting Started 

About You 

Moral Character 

Your Application 

Evidence 

Form I-94

Proof of lawful residence

**Proof of relationship to
CW-1 transitional worker**

Additional evidence for CW-
2 applicants

Additional evidence

Additional Information 

Review and Submit 

Evidence Of Your Relationship With The CW-1 Transitional Worker

Upload an image or copy of any evidence that shows each applicant's relationship to the CW-1 transitional worker. This may include a birth certificate, marriage certificate, or proof of termination of any prior marriages.

File requirements

- Clear and readable
- Accepted file formats: JPG, JPEG, or PDF
- No encrypted or password-protected files
- If your documents are in a foreign language, upload a full English translation and the translator's certification with each original document.
- Upload no more than five documents at a time
- Accepted file name characters: English letters, numbers, spaces, periods, hyphens, underscores, and parentheses
- Maximum size: 12MB per file

[Choose](#) or drop files here to upload

[Back](#)

[Next](#)

I-539, Application To Extend/Change Nonimmigrant Status

Getting Started ▼

About You ▼

Moral Character ▼

Your Application ▼

Evidence ▲

Form I-94

Proof of lawful residence

Proof of relationship to CW-1 transitional worker

Additional evidence for CW-2 applicants

Additional evidence

Additional Information ▼

Review and Submit ▼

Additional Evidence For CW-2 Applicants

Upload an image or copy of one of the following:

1. Form I-129CW, Petition for a Nonimmigrant Worker in the CNMI, that was filed on behalf of the CW-1 transitional worker
2. A copy of the Form I-797, Receipt Notice, related to the transitional worker's already pending petition
3. A copy of the front and back of the transitional worker's most recent Form I-94, Nonimmigrant Arrival/Departure Record
4. A copy of the Form I-797, Approval Notice, showing the transitional worker has already been granted status for the period requested on your application.

File requirements

- Clear and readable
- Accepted file formats: JPG, JPEG, or PDF
- No encrypted or password-protected files
- If your documents are in a foreign language, upload a full English translation and the translator's certification with each original document.
- Upload no more than five documents at a time
- Accepted file name characters: English letters, numbers, spaces, periods, hyphens, underscores, and parentheses
- Maximum size: 12MB per file


[Choose](#) or drop files here to upload

[Back](#)

[Next](#)

I-539, Application To
Extend/Change
Nonimmigrant Status

Getting Started 

About You 

Moral Character 

Your Application 

Evidence 

Form I-94


Proof of relationship to CW-
1 transitional worker

Additional evidence for CW-
2 applicants

**Proof of relationship to
principle E nonimmigrant**

Additional evidence for
dependents of E
nonimmigrants

Additional evidence

Additional Information 

Review and Submit 

Evidence Of Your Relationship With The Principal E Nonimmigrant

Upload an image or copy of any evidence that shows each applicant's relationship to the principal E nonimmigrant. This may include a birth certificate, marriage certificate, or proof of termination of any prior marriages.

File requirements

- Clear and readable
- Accepted file formats: JPG, JPEG, or PDF
- No encrypted or password-protected files
- If your documents are in a foreign language, upload a full English translation and the translator's certification with each original document.
- Upload no more than five documents at a time
- Accepted file name characters: English letters, numbers, spaces, periods, hyphens, underscores, and parentheses
- Maximum size: 12MB per file

[Choose](#) or drop files here to upload

[Back](#)

[Next](#)

I-539, Application To Extend/Change Nonimmigrant Status

Getting Started ▼

About You ▼

Moral Character ▼

Your Application ▼

Evidence ▲

Form I-94

Proof of relationship to CW-1 transitional worker

Additional evidence for CW-2 applicants

Proof of relationship to principle E nonimmigrant

Additional evidence for dependents of E nonimmigrants

Additional evidence

Additional Information ▼

Review and Submit ▼

Additional Evidence For Dependents Of Principal E Nonimmigrants

Upload an image or copy of one of the following:

1. Form I-129, Petition for a Nonimmigrant Worker, that was filed on behalf of the principal E nonimmigrant
2. A copy of the Form I-797, Receipt Notice, related to the principal E nonimmigrant's already pending Form I-129, Petition for a Nonimmigrant Worker
3. A copy of the front and back of the principal E nonimmigrant's most recent Form I-94, Nonimmigrant Arrival/Departure Record
4. A copy of the Form I-797, Approval Notice, showing the principal E nonimmigrant has already been granted status for the period requested on your application.

File requirements

- Clear and readable
- Accepted file formats: JPG, JPEG, or PDF
- No encrypted or password-protected files
- If your documents are in a foreign language, upload a full English translation and the translator's certification with each original document.
- Upload no more than five documents at a time
- Accepted file name characters: English letters, numbers, spaces, periods, hyphens, underscores, and parentheses
- Maximum size: 12MB per file

[Choose](#) or drop files here to upload

[Back](#)

[Next](#)

I-539, Application To
Extend/Change
Nonimmigrant Status

Getting Started ▼

About You ▼

Moral Character ▼

Your Application ▼

Evidence ▲

Form I-94

Proof of relationship to CW-
1 transitional worker

Additional evidence for CW-
2 applicants

Proof of relationship to
principle E nonimmigrant

Additional evidence for
dependents of E
nonimmigrants

Form I-20

Proof of ability to pay

Evidence for reinstatement

Evidence of your

Form I-20, Certificate Of Eligibility For Nonimmigrant Student

Upload an image or copy of your Form I-20, Certificate of Eligibility for
Nonimmigrant Student, issued by the school where you will study.

File requirements

- Clear and readable
- Accepted file formats: JPG, JPEG, or PDF
- No encrypted or password-protected files
- If your documents are in a foreign language, upload a full English translation and the translator's certification with each original document.
- Upload no more than five documents at a time
- Accepted file name characters: English letters, numbers, spaces, periods, hyphens, underscores, and parentheses
- Maximum size: 12MB per file

[Choose](#) or drop files here to upload

[Back](#)

[Next](#)

I-539, Application To Extend/Change Nonimmigrant Status

Getting Started ▼

About You ▼

Moral Character ▼

Your Application ▼

Evidence ▲

Form I-94

Proof of relationship to CW-1 transitional worker

Additional evidence for CW-2 applicants

Proof of relationship to principle E nonimmigrant

Additional evidence for dependents of E nonimmigrants

Form I-20

Proof of ability to pay

Evidence for reinstatement

Evidence of your

Proof Of Ability To Pay

Upload an image or copy of any documentation that demonstrates your ability to pay for your studies and support yourself, and any accompanying dependent family members, while you are in the United States.

File requirements

- Clear and readable
- Accepted file formats: JPG, JPEG, or PDF
- No encrypted or password-protected files
- If your documents are in a foreign language, upload a full English translation and the translator's certification with each original document.
- Upload no more than five documents at a time
- Accepted file name characters: English letters, numbers, spaces, periods, hyphens, underscores, and parentheses
- Maximum size: 12MB per file


[Choose](#) or drop files here to upload

[Back](#)

[Next](#)

I-539, Application To Extend/Change Nonimmigrant Status

Getting Started 

About You 

Moral Character 

Your Application 

Evidence 

Form I-94

Proof of relationship to CW-1 transitional worker

Additional evidence for CW-2 applicants

Proof of relationship to principle E nonimmigrant

Additional evidence for dependents of E nonimmigrants

Form I-20

Proof of ability to pay

Evidence for reinstatement

Evidence of your relationship with the F-1 student

Additional evidence

Additional Information 

Review and Submit 

Evidence For Reinstatement

Upload an image or copy of any documentation that shows that your violation of status resulted from circumstances beyond your control or that your violation relates to a reduction in your course load that would have been within a Designated Schools Official's (DSO's) power to authorize, and that failure to approve reinstatement would result in extreme hardship for you.

If you have been out of status for more than 5 months at the time of filing your request for reinstatement, you must also provide evidence that your failure to file within the 5 month period was the result of exceptional circumstances and that you filed your request for reinstatement as promptly as possible under these exceptional circumstances.

File requirements

- Clear and readable
- Accepted file formats: JPG, JPEG, or PDF
- No encrypted or password-protected files
- If your documents are in a foreign language, upload a full English translation and the translator's certification with each original document.
- Upload no more than five documents at a time
- Accepted file name characters: English letters, numbers, spaces, periods, hyphens, underscores, and parentheses
- Maximum size: 12MB per file

[Choose](#) or drop files here to upload

[Back](#)

[Next](#)

I-539, Application To
Extend/Change
Nonimmigrant Status

Getting Started ▼

About You ▼

Moral Character ▼

Your Application ▼

Evidence ▲

Form I-94

Proof of relationship to CW-
1 transitional worker

Additional evidence for CW-
2 applicants

Proof of relationship to
principle E nonimmigrant

Additional evidence for
dependents of E
nonimmigrants

Form I-20

Proof of ability to pay

Evidence for reinstatement

**Evidence of your
relationship with the F-1**

Evidence Of Your Relationship With The F-1 Student

Upload an image or copy of any evidence that shows each applicant's relationship to the F-1 student. This may include a birth certificate, marriage certificate, or proof of termination of any prior marriages.

File requirements

- Clear and readable
- Accepted file formats: JPG, JPEG, or PDF
- No encrypted or password-protected files
- If your documents are in a foreign language, upload a full English translation and the translator's certification with each original document.
- Upload no more than five documents at a time
- Accepted file name characters: English letters, numbers, spaces, periods, hyphens, underscores, and parentheses
- Maximum size: 12MB per file

[Choose](#) or drop files here to upload

Back

Next

I-539, Application To
Extend/Change
Nonimmigrant Status

Getting Started ▼

About You ▼

Moral Character ▼

Your Application ▼

Evidence ▲

Form I-94

Proof of relationship to CW-
1 transitional worker

Additional evidence for CW-
2 applicants

Proof of relationship to
principle E nonimmigrant

Additional evidence for
dependents of E
nonimmigrants

Form I-20

Proof of ability to pay

Evidence for reinstatement

Evidence of your
relationship with the F-1

Evidence Of Your Relationship With The H Temporary Worker

Upload an image or copy of any evidence that shows each applicant's relationship to the H temporary worker. This may include a birth certificate, marriage certificate, or proof of termination of any prior marriages.

File requirements

- Clear and readable
- Accepted file formats: JPG, JPEG, or PDF
- No encrypted or password-protected files
- If your documents are in a foreign language, upload a full English translation and the translator's certification with each original document.
- Upload no more than five documents at a time
- Accepted file name characters: English letters, numbers, spaces, periods, hyphens, underscores, and parentheses
- Maximum size: 12MB per file

[Choose](#) or drop files here to upload

[Back](#)

[Next](#)

I-539, Application To Extend/Change Nonimmigrant Status

Getting Started ▼

About You ▼

Moral Character ▼

Your Application ▼

Evidence ▲

Form I-94

Proof of relationship to CW-1 transitional worker

Additional evidence for CW-2 applicants

Proof of relationship to principle E nonimmigrant

Additional evidence for dependents of E nonimmigrants

Form I-20

Proof of ability to pay

Evidence for reinstatement

Evidence of your relationship with the F-1 student

Proof of relationship to H temporary worker

Additional evidence for dependents of H temporary worker

Additional evidence

Additional Evidence For Dependents Of An H Temporary Worker

Upload an image or copy of one of the following:

1. Form I-129, Petition for a Nonimmigrant Worker, that was filed on behalf of the H temporary worker
2. A copy of the Form I-797, Receipt Notice, related to the H temporary worker's already pending Form I-129, Petition for a Nonimmigrant Worker
3. A copy of the front and back of the H temporary worker's most recent Form I-94, Nonimmigrant Arrival/Departure Record
4. A copy of the Form I-797, Approval Notice, showing the H temporary worker has already been granted status for the period requested on your application.

File requirements

- Clear and readable
- Accepted file formats: JPG, JPEG, or PDF
- No encrypted or password-protected files
- If your documents are in a foreign language, upload a full English translation and the translator's certification with each original document.
- Upload no more than five documents at a time
- Accepted file name characters: English letters, numbers, spaces, periods, hyphens, underscores, and parentheses
- Maximum size: 12MB per file

[Choose](#) or drop files here to upload

[Back](#)

[Next](#)

I-539, Application To Extend/Change Nonimmigrant Status

Getting Started ▼

About You ▼

Moral Character ▼

Your Application ▼

Evidence ▲

Form I-94

Proof of relationship to CW-1 transitional worker

Additional evidence for CW-2 applicants

Proof of relationship to principle E nonimmigrant

Additional evidence for dependents of E nonimmigrants

Form I-20

Employer Letter

Proof of relationship to principal I nonimmigrant

Proof of ability to pay

Evidence for reinstatement

Letter From Your Employer

Upload an image or copy of a letter from the employing media organization that:

- Verifies your employment
- Establishes that you are a representative of that media organization
- Describes your compensation and work to be performed

File requirements

- Clear and readable
- Accepted file formats: JPG, JPEG, or PDF
- No encrypted or password-protected files
- If your documents are in a foreign language, upload a full English translation and the translator's certification with each original document.
- Upload no more than five documents at a time
- Accepted file name characters: English letters, numbers, spaces, periods, hyphens, underscores, and parentheses
- Maximum size: 12MB per file

[Choose](#) or drop files here to upload

[Back](#)

[Next](#)

I-539, Application To Extend/Change Nonimmigrant Status

Getting Started ▼

About You ▼

Moral Character ▼

Your Application ▼

Evidence ▲

Form I-94

Proof of relationship to CW-1 transitional worker

Additional evidence for CW-2 applicants

Proof of relationship to principle E nonimmigrant

Additional evidence for dependents of E nonimmigrants

Form I-20

Employer Letter

Proof of relationship to principal I nonimmigrant

Proof of ability to pay

Evidence for reinstatement

Evidence Of Your Relationship With The Principal I Nonimmigrant

Upload an image or copy of any evidence that shows each applicant's relationship to the principal I nonimmigrant. This may include a birth certificate, marriage certificate, or proof of termination of any prior marriages.

File requirements

- Clear and readable
- Accepted file formats: JPG, JPEG, or PDF
- No encrypted or password-protected files
- If your documents are in a foreign language, upload a full English translation and the translator's certification with each original document.
- Upload no more than five documents at a time
- Accepted file name characters: English letters, numbers, spaces, periods, hyphens, underscores, and parentheses
- Maximum size: 12MB per file

[Choose](#) or drop files here to upload

[Back](#)

[Next](#)

I-539, Application To
Extend/Change
Nonimmigrant Status

Getting Started ▼

About You ▼

Moral Character ▼

Your Application ▼

Evidence ▲

Form I-94

Proof of relationship to CW-
1 transitional worker

Additional evidence for CW-
2 applicants

Proof of relationship to
principle E nonimmigrant

Additional evidence for
dependents of E
nonimmigrants

Form I-20

Employer Letter

Proof of relationship to
principal I nonimmigrant

Proof of ability to pay

Form DS-2019, Certificate Of Eligibility For Exchange Visitor Status

Upload an image or copy of your Form DS-2019, Certificate of Eligibility for
Exchange Visitor Status.

File requirements

- Clear and readable
- Accepted file formats: JPG, JPEG, or PDF
- No encrypted or password-protected files
- If your documents are in a foreign language, upload a full English translation and the translator's certification with each original document.
- Upload no more than five documents at a time
- Accepted file name characters: English letters, numbers, spaces, periods, hyphens, underscores, and parentheses
- Maximum size: 12MB per file

[Choose](#) or drop files here to upload

[Back](#)

[Next](#)

I-539, Application To Extend/Change Nonimmigrant Status

Getting Started ▼

About You ▼

Moral Character ▼

Your Application ▼

Evidence ▲

Form I-94

Proof of relationship to CW-1 transitional worker

Additional evidence for CW-2 applicants

Proof of relationship to principle E nonimmigrant

Additional evidence for dependents of E nonimmigrants

Form I-20

Employer Letter

Proof of relationship to principal nonimmigrant

Passport

Upload a copy of the applicant's passport showing the J visa stamp if they currently hold or previously held J nonimmigrant status.

File requirements

- Clear and readable
- Accepted file formats: JPG, JPEG, or PDF
- No encrypted or password-protected files
- If your documents are in a foreign language, upload a full English translation and the translator's certification with each original document.
- Upload no more than five documents at a time
- Accepted file name characters: English letters, numbers, spaces, periods, hyphens, underscores, and parentheses
- Maximum size: 12MB per file

[Choose](#) or drop files here to upload

[Back](#)

[Next](#)

I-539, Application To Extend/Change Nonimmigrant Status

Getting Started ▼

About You ▼

Moral Character ▼

Your Application ▼

Evidence ▲

Form I-94

Proof of relationship to CW-1 transitional worker

Additional evidence for CW-2 applicants

Proof of relationship to principle E nonimmigrant

Additional evidence for dependents of E nonimmigrants

Form I-20

Employer Letter

Proof of relationship to principal I nonimmigrant

Proof of ability to pay

Evidence Of Your Relationship With The L Intracompany Transferee

Upload an image or copy of any evidence that shows each applicant's relationship to the L intracompany transferee. This may include a birth certificate, marriage certificate, or proof of termination of any prior marriages.

File requirements

- Clear and readable
- Accepted file formats: JPG, JPEG, or PDF
- No encrypted or password-protected files
- If your documents are in a foreign language, upload a full English translation and the translator's certification with each original document.
- Upload no more than five documents at a time
- Accepted file name characters: English letters, numbers, spaces, periods, hyphens, underscores, and parentheses
- Maximum size: 12MB per file

[Choose](#) or drop files here to upload

[Back](#)

[Next](#)

I-539, Application To Extend/Change Nonimmigrant Status

Getting Started ▼

About You ▼

Moral Character ▼

Your Application ▼

Evidence ▲

Form I-94

Proof of relationship to CW-1 transitional worker

Additional evidence for CW-2 applicants

Proof of relationship to principle E nonimmigrant

Additional evidence for dependents of E nonimmigrants

Form I-20

Employer Letter

Proof of relationship to principal I nonimmigrant

Proof of ability to pay

Evidence for reinstatement

Evidence of your relationship with the F-1 student

Proof of relationship to H temporary worker

Additional evidence for dependents of H temporary

Additional Evidence For Dependents Of An L Intracompany Transferee

Upload an image or copy of one of the following:

1. Form I-129, Petition for a Nonimmigrant Worker, that was filed on behalf of the L intracompany transferee
2. A copy of the Form I-797, Receipt Notice, related to the L intracompany transferee's already pending Form I-129, Petition for a Nonimmigrant Worker
3. A copy of the front and back of the L intracompany transferee's most recent Form I-94, Nonimmigrant Arrival/Departure Record
4. A copy of the Form I-797, Approval Notice, showing the L intracompany transferee has already been granted status for the period requested on your application.

File requirements

- Clear and readable
- Accepted file formats: JPG, JPEG, or PDF
- No encrypted or password-protected files
- If your documents are in a foreign language, upload a full English translation and the translator's certification with each original document.
- Upload no more than five documents at a time
- Accepted file name characters: English letters, numbers, spaces, periods, hyphens, underscores, and parentheses
- Maximum size: 12MB per file

[Choose](#) or drop files here to upload

[Back](#)

[Next](#)

I-539, Application To Extend/Change Nonimmigrant Status

Getting Started ▼

About You ▼

Moral Character ▼

Your Application ▼

Evidence ▲

Form I-94

Proof of relationship to CW-1 transitional worker

Additional evidence for CW-2 applicants

Proof of relationship to principle E nonimmigrant

Additional evidence for dependents of E nonimmigrants

Form I-20

Employer Letter

Proof of relationship to principal I nonimmigrant

Proof of ability to pay

Evidence for reinstatement

Evidence of your relationship with the F-1 student

Proof of relationship to H temporary worker

Additional evidence for dependents of H temporary

Evidence Supporting Your Reason For An Extension

Upload an image or copy of any evidence supporting your reason for requesting an extension. You may request an extension if:

- Compelling educational or medical reasons have resulted in a delay of your course of study
- You are applying for a post-completion optional practical training
- You are transferring to a different school

If you are transferring schools 6 months, or more, after the date you first admitted, you will need to upload evidence showing you are unable to remain at the school you were initially admitted to attend due to circumstances beyond your control.

File requirements

- Clear and readable
- Accepted file formats: JPG, JPEG, or PDF
- No encrypted or password-protected files
- If your documents are in a foreign language, upload a full English translation and the translator's certification with each original document.
- Upload no more than five documents at a time
- Accepted file name characters: English letters, numbers, spaces, periods, hyphens, underscores, and parentheses
- Maximum size: 12MB per file


[Choose](#) or drop files here to upload

[Back](#)

[Next](#)

I-539, Application To
Extend/Change
Nonimmigrant Status

Getting Started 

About You 

Moral Character 

Your Application 

Evidence 


Form I-94

Form I-20

Proof of ability to pay

**Evidence of your
relationship with the M-1
student**

Additional evidence

Additional Information 

Review and Submit 

Evidence Of Your Relationship With The M-1 Student

Upload an image or copy of any evidence that shows each applicant's relationship to the M-1 student. This may include a birth certificate, marriage certificate, or proof of termination of any prior marriages.

File requirements

- Clear and readable
- Accepted file formats: JPG, JPEG, or PDF
- No encrypted or password-protected files
- If your documents are in a foreign language, upload a full English translation and the translator's certification with each original document.
- Upload no more than five documents at a time
- Accepted file name characters: English letters, numbers, spaces, periods, hyphens, underscores, and parentheses
- Maximum size: 12MB per file


[Choose](#) or drop files here to upload

[Back](#)

[Next](#)

I-539, Application To Extend/Change Nonimmigrant Status

Getting Started 

About You 

Moral Character 

Your Application 

Evidence 

Form I-94

Proof of relationship to O nonimmigrant worker

Evidence of your relationship with the M-1 student

Additional evidence for dependents of an O nonimmigrant worker

Additional evidence

Additional Information 

Review and Submit 

Evidence Of Your Relationship With The O Nonimmigrant Worker

Upload an image or copy of any evidence that shows each applicant's relationship to the O nonimmigrant worker. This may include a birth certificate, marriage certificate, or proof of termination of any prior marriages.

File requirements

- Clear and readable
- Accepted file formats: JPG, JPEG, or PDF
- No encrypted or password-protected files
- If your documents are in a foreign language, upload a full English translation and the translator's certification with each original document.
- Upload no more than five documents at a time
- Accepted file name characters: English letters, numbers, spaces, periods, hyphens, underscores, and parentheses
- Maximum size: 12MB per file

[Choose](#) or drop files here to upload

[Back](#)

[Next](#)

I-539, Application To Extend/Change Nonimmigrant Status

Getting Started ▼

About You ▼

Moral Character ▼

Your Application ▼

Evidence ▲

Form I-94

Proof of relationship to O nonimmigrant worker

Evidence of your relationship with the M-1 student

Additional evidence for dependents of an O nonimmigrant worker

Additional evidence

Additional Information ▼

Review and Submit ▼

Additional Evidence For Dependents Of An O Nonimmigrant Worker

Upload an image or copy of one of the following:

1. Form I-129, Petition for a Nonimmigrant Worker, that was filed on behalf of the O nonimmigrant worker
2. A copy of the Form I-797, Receipt Notice, related to the O nonimmigrant worker's already pending Form I-129, Petition for a Nonimmigrant Worker
3. A copy of the front and back of the O nonimmigrant worker's most recent Form I-94, Nonimmigrant Arrival/Departure Record
4. A copy of the Form I-797, Approval Notice, showing the O nonimmigrant worker has already been granted status for the period requested on your application.

File requirements

- Clear and readable
- Accepted file formats: JPG, JPEG, or PDF
- No encrypted or password-protected files
- If your documents are in a foreign language, upload a full English translation and the translator's certification with each original document.
- Upload no more than five documents at a time
- Accepted file name characters: English letters, numbers, spaces, periods, hyphens, underscores, and parentheses
- Maximum size: 12MB per file

[Choose](#) or drop files here to upload

[Back](#)

[Next](#)

I-539, Application To Extend/Change Nonimmigrant Status

Getting Started ▼

About You ▼

Moral Character ▼

Your Application ▼

Evidence ▲

Form I-94

Proof of relationship to O nonimmigrant worker

Evidence of your relationship with the M-1 student

Additional evidence for dependents of an O nonimmigrant worker

Proof of relationship to P nonimmigrant worker

Additional evidence for dependents of P nonimmigrant worker

Additional evidence

Additional Information ▼

Evidence Of Your Relationship With The P Nonimmigrant Worker

Upload an image or copy of any evidence that shows each applicant's relationship to the P nonimmigrant worker. This may include a birth certificate, marriage certificate, or proof of termination of any prior marriages.

File requirements

- Clear and readable
- Accepted file formats: JPG, JPEG, or PDF
- No encrypted or password-protected files
- If your documents are in a foreign language, upload a full English translation and the translator's certification with each original document.
- Upload no more than five documents at a time
- Accepted file name characters: English letters, numbers, spaces, periods, hyphens, underscores, and parentheses
- Maximum size: 12MB per file


[Choose](#) or drop files here to upload

[Back](#)

[Next](#)

I-539, Application To Extend/Change Nonimmigrant Status

Getting Started 

About You 

Moral Character 

Your Application 

Evidence 

Form I-94

Proof of relationship to O nonimmigrant worker

Evidence of your relationship with the M-1 student

Additional evidence for dependents of an O nonimmigrant worker

Proof of relationship to P nonimmigrant worker

Additional evidence for dependents of P nonimmigrant worker

Additional evidence

Additional Information 

Review and Submit 

Additional Evidence For Dependents Of An P Nonimmigrant Worker

Upload an image or copy of one of the following:

1. Form I-129, Petition for a Nonimmigrant Worker, that was filed on behalf of the P nonimmigrant worker
2. A copy of the Form I-797, Receipt Notice, related to the P nonimmigrant worker's already pending Form I-129, Petition for a Nonimmigrant Worker
3. A copy of the front and back of the P nonimmigrant worker's most recent Form I-94, Nonimmigrant Arrival/Departure Record
4. A copy of the Form I-797, Approval Notice, showing the P nonimmigrant worker has already been granted status for the period requested on your application.

File requirements

- Clear and readable
- Accepted file formats: JPG, JPEG, or PDF
- No encrypted or password-protected files
- If your documents are in a foreign language, upload a full English translation and the translator's certification with each original document.
- Upload no more than five documents at a time
- Accepted file name characters: English letters, numbers, spaces, periods, hyphens, underscores, and parentheses
- Maximum size: 12MB per file


[Choose](#) or drop files here to upload

[Back](#)

[Next](#)

I-539, Application To
Extend/Change
Nonimmigrant Status

Getting Started 

About You 

Moral Character 

Your Application 

Evidence 

Form I-94

**Proof of relationship to R
religious worker**

Additional evidence for
dependents of an R
religious worker

Additional evidence

Additional Information 

Review and Submit 

Evidence Of Your Relationship With The R Religious Worker

Upload an image or copy of any evidence that shows each applicant's relationship to the R religious worker. This may include a birth certificate, marriage certificate, or proof of termination of any prior marriages.

File requirements

- Clear and readable
- Accepted file formats: JPG, JPEG, or PDF
- No encrypted or password-protected files
- If your documents are in a foreign language, upload a full English translation and the translator's certification with each original document.
- Upload no more than five documents at a time
- Accepted file name characters: English letters, numbers, spaces, periods, hyphens, underscores, and parentheses
- Maximum size: 12MB per file

[Choose](#) or drop files here to upload

[Back](#)

[Next](#)

I-539, Application To Extend/Change Nonimmigrant Status

Getting Started ▼

About You ▼

Moral Character ▼

Your Application ▼

Evidence ▲

Form I-94

Proof of relationship to R religious worker

Additional evidence for dependents of an R religious worker

Additional evidence

Additional Information ▼

Review and Submit ▼

Additional Evidence For Dependents Of An R Religious Worker

Upload an image or copy of one of the following:

1. Form I-129, Petition for a Nonimmigrant Worker, that was filed on behalf of the R religious worker
2. A copy of the Form I-797, Receipt Notice, related to the R religious worker's already pending Form I-129, Petition for a Nonimmigrant Worker
3. A copy of the front and back of the R religious worker's most recent Form I-94, Nonimmigrant Arrival/Departure Record
4. A copy of the Form I-797, Approval Notice, showing the R religious worker has already been granted status for the period requested on your application.

File requirements

- Clear and readable
- Accepted file formats: JPG, JPEG, or PDF
- No encrypted or password-protected files
- If your documents are in a foreign language, upload a full English translation and the translator's certification with each original document.
- Upload no more than five documents at a time
- Accepted file name characters: English letters, numbers, spaces, periods, hyphens, underscores, and parentheses
- Maximum size: 12MB per file


[Choose](#) or drop files here to upload

[Back](#)

[Next](#)

I-539, Application To
Extend/Change
Nonimmigrant Status

Getting Started 

About You 

Moral Character 

Your Application 

Evidence 

Form I-94


Proof of relationship to R
religious worker

Additional evidence for
dependents of an R
religious worker

**Proof of relationship to TN
professional worker**

Additional evidence for
dependents of TN
professional worker

Additional evidence

Additional Information 

Review and Submit 

Evidence Of Your Relationship With The TN Professional Worker

Upload an image or copy of any evidence that shows each applicant's relationship to the TN professional worker. This may include a birth certificate, marriage certificate, or proof of termination of any prior marriages.

File requirements

- Clear and readable
- Accepted file formats: JPG, JPEG, or PDF
- No encrypted or password-protected files
- If your documents are in a foreign language, upload a full English translation and the translator's certification with each original document.
- Upload no more than five documents at a time
- Accepted file name characters: English letters, numbers, spaces, periods, hyphens, underscores, and parentheses
- Maximum size: 12MB per file

[Choose](#) or drop files here to upload

[Back](#)

[Next](#)

I-539, Application To Extend/Change Nonimmigrant Status

Getting Started ▼

About You ▼

Moral Character ▼

Your Application ▼

Evidence ▲

Form I-94

Proof of relationship to R religious worker

Additional evidence for dependents of an R religious worker

Proof of relationship to TN professional worker

Additional evidence for dependents of TN professional worker

Additional evidence

Additional Information ▼

Review and Submit ▼

Additional Evidence For Dependents Of A TN Professional Worker

Upload an image or copy of one of the following:

1. Form I-129, Petition for a Nonimmigrant Worker, that was filed on behalf of the TN professional worker
2. A copy of the Form I-797, Receipt Notice, related to the TN professional worker's already pending Form I-129, Petition for a Nonimmigrant Worker
3. A copy of the front and back of the TN professional worker's most recent Form I-94, Nonimmigrant Arrival/Departure Record
4. A copy of the Form I-797, Approval Notice, showing the TN professional worker has already been granted status for the period requested on your application.

File requirements

- Clear and readable
- Accepted file formats: JPG, JPEG, or PDF
- No encrypted or password-protected files
- If your documents are in a foreign language, upload a full English translation and the translator's certification with each original document.
- Upload no more than five documents at a time
- Accepted file name characters: English letters, numbers, spaces, periods, hyphens, underscores, and parentheses
- Maximum size: 12MB per file


[Choose](#) or drop files here to upload

[Back](#)

[Next](#)

I-539, Application To
Extend/Change
Nonimmigrant Status

Getting Started 

About You 

Moral Character 

Your Application 

Evidence 

Form I-94

Additional evidence

Additional Information 

Review and Submit 

Additional Evidence You Want To Provide

You can provide additional documents that support your application and help explain any of your answers on the application. If you want to provide additional evidence now, upload any documents below.

File requirements

- Clear and readable
- Accepted file formats: JPG, JPEG, or PDF
- No encrypted or password-protected files
- If your documents are in a foreign language, upload a full English translation and the translator's certification with each original document.
- Upload no more than five documents at a time
- Accepted file name characters: English letters, numbers, spaces, periods, hyphens, underscores, and parentheses
- Maximum size: 12MB per file

[Choose](#) or drop files here to upload


[Back](#)

[Next](#)

Additional Information


I-539, Application To
Extend/Change
Nonimmigrant Status

Getting Started 

About You 

Moral Character 

Your Application 

Evidence 

Additional Information 

Optional explanation

Review and Submit 

You may provide additional information for your application

If you need to provide any additional information for any of your answers to the questions in this form, enter it into the space below. You should include the questions that you are referencing.

If you do not need to provide any additional information, you may leave this section blank.

Additional information

0/2000

Back

Next

Review and Submit

I-539, Application To
Extend/Change
Nonimmigrant Status

- Getting Started
- About You
- Moral Character
- Your Application
- Evidence
- Additional Information

Review and Submit

Review your application

- Your application summary
- Preparer statement
- Preparer signature
- Interpreter certification
- Interpreter signature
- Your statement


Check your application before you submit

Please review your application and check it for accuracy and completeness before you submit it.

We encourage you to provide as many responses as you can throughout the application. Missing or incomplete information may slow down the review process after you submit your application.


You can return to this page to review your application as many times as you want before you submit it.

Your fee

 Your form filing fee is: \$455







Refund policy: USCIS does not refund fees, regardless of any action we take on your application, petition or request, or how long USCIS takes to reach a decision. By continuing this transaction, you acknowledge that you must submit fees in the exact amount and that you are paying the fees for a government service.

Alerts and warnings

 We found no alerts or warnings in your application.

Back

Next

- Getting Started 
- About You 
- Moral Character 
- Your Application 
- Evidence 
- Additional Information 

Review and Submit 

Review your application

Your application summary

Preparer statement

Preparer signature

Interpreter certification

Interpreter signature

Your statement

Review the I-539 form information

Here is a summary of all the information you provided in your application.

Make sure you have provided responses for everything that applies to you before you submit your application. You can edit your responses by going to each application section using the site navigation.

We also prepared a draft case snapshot with your responses, which you can download below.

[View draft snapshot](#)  [Print](#)

Getting Started

Basis of eligibility

What is your current nonimmigrant status? 1B1 - H-1B1 Specialty Occupation

Were you granted Duration of Status (D/S)? No

When does your current nonimmigrant status expire?

Are you the only applicant applying with this Form? Yes, I am the only applicant

Reason for request

What are you applying for? A change of status

What is the change of status you are requesting? B1 - TEMPORARY VISITOR FOR BUSINESS

What is the effective date of change? 05/05/2020

What date are you requesting your current or requested status be extended until? 05/05/2025

Would you like to request Premium Processing Service?

Preparer and interpreter information

Is someone assisting you with completing this application? Yes

Is a preparer assisting you with completing this application? Yes

Is an interpreter assisting you with completing this application? Yes

(If preparer)

I-539, Application To
Extend/Change
Nonimmigrant Status

- Getting Started
- About You
- Moral Character
- Your Application
- Evidence
- Additional Information

Review and Submit

- Review your application
- Your application summary
- Preparer statement**
- Preparer signature
- Interpreter certification
- Interpreter signature
- Your statement

Preparer's statement

Your preparer must read the statements below and select the statement that applies to him or her.

If your preparer is an attorney or accredited representative whose representation extends beyond preparation of this application, he or she may be obliged to submit a completed Notice of Entry of Appearance as Attorney or Accredited Representative (G-28) with your application.

- I am not an attorney or accredited representative but have prepared this application on behalf of the applicant and with the applicant's consent.
- I am an attorney or accredited representative and my representation of the applicant in this case does not extend beyond the preparation of this application.
- I am an attorney or accredited representative and my representation of the applicant in this case extends beyond the preparation of this application.

Preparer's certification

Your preparer must read and agree to the certification below.



By my signature, I certify, under penalty of perjury, that I prepared this application at the request of the applicant. The applicant then reviewed this completed application and informed me that he or she understands all of the information contained in, and submitted with, his or her application, including the **Applicant's Declaration and Certification**, and that all of this information is complete, true, and correct. I completed this application based only on information that the applicant provided to me or authorized me to obtain or use.

As the applicant's preparer, you must sign on paper and provide your signature page to the applicant. Follow these steps:

1. [Download the Preparer Signature page](#)
2. Print the Preparer Signature page
3. Read and sign the Preparer Signature page
4. Give the signed Preparer Signature page to the applicant

The applicant will need to scan and upload your completed signature page on the next screen.

Back

Next

(If preparer)

I-539, Application To Extend/Change Nonimmigrant Status

- Getting Started
- About You
- Moral Character
- Your Application
- Evidence
- Additional Information
- Review and Submit**

Review your application

Your application summary

Preparer statement

Preparer signature

Interpreter certification

Interpreter signature

Your statement

Preparer's Signature Upload

Scan and upload your preparer's completed signature page below.

File requirements

- Clear and readable
- Accepted file formats: JPG, JPEG, or PDF
- No encrypted or password-protected files
- If your documents are in a foreign language, upload a full English translation and the translator's certification with each original document.
- Upload no more than five documents at a time
- Accepted file name characters: English letters, numbers, spaces, periods, hyphens, underscores, and parentheses
- Maximum size: 12MB per file

[Choose](#) or drop files here to upload

[Back](#) [Next](#)

(If interpreter)

I-539, Application To
Extend/Change
Nonimmigrant Status

- Getting Started
- About You
- Moral Character
- Your Application
- Evidence
- Additional Information

Review and Submit

- Review your application
- Your application summary
- Preparer statement
- Preparer signature
- Interpreter certification**
- Interpreter signature
- Your statement

Interpreter's certification and signature

Your interpreter must read and agree to the certification below.



I certify, under penalty of perjury, that: I am fluent in English and the language provided in the Getting Started section of this application, and I have read to this applicant in the identified language every question and instruction on this application and his or her answer to every question. The applicant informed me that he or she understands every instruction, question, and answer on the application, including the **Applicant's Declaration and Certification**, and has verified the accuracy of every answer.

As the applicant's interpreter, you must sign on paper and provide your signature page to the applicant. Follow these steps:

1. [Download the Interpreter Signature page](#)
2. Print the Interpreter Signature page
3. Read and sign the Interpreter Signature page
4. Give the signed Interpreter Signature page to the applicant

The applicant will need to scan and upload your completed signature page on the next screen.

Back

Next

(If interpreter)

I-539, Application To Extend/Change Nonimmigrant Status

- Getting Started
- About You
- Moral Character
- Your Application
- Evidence
- Additional Information
- Review and Submit**

- Review your application
- Your application summary
- Preparer statement
- Preparer signature
- Interpreter certification
- Interpreter signature**
- Your statement

Interpreter's Signature Upload

Scan and upload your interpreter's completed signature page below.

File requirements

- Clear and readable
- Accepted file formats: JPG, JPEG, or PDF
- No encrypted or password-protected files
- If your documents are in a foreign language, upload a full English translation and the translator's certification with each original document.
- Upload no more than five documents at a time
- Accepted file name characters: English letters, numbers, spaces, periods, hyphens, underscores, and parentheses
- Maximum size: 12MB per file

[Choose](#) or drop files here to upload

[Back](#) [Next](#)

(If preparer)

(If interpreter)

I-539, Application To Extend/Change Nonimmigrant Status

- Getting Started
- About You
- Moral Character
- Your Application
- Evidence
- Additional Information
- Review and Submit**

Review your application

Your application summary

Preparer statement

Preparer signature

Interpreter certification

Interpreter signature

Your statement

Your signature

Applicant's statement regarding the preparer

You must read and agree to the statement below.

At my request, John Smith prepared this application for me based only upon the information I provided or authorized.

Applicant's statement regarding the interpreter

You must read and agree to the statement below.

Jane Doe read to me every question and instruction on this application and my answer to every question in the language I specified in the Getting Started section, a language in which I am fluent, and I understood everything.

(If no interpreter)

I-539, Application To Extend/Change Nonimmigrant Status

- Getting Started
- About You
- Moral Character
- Your Application
- Evidence
- Additional Information
- Review and Submit**
 - Review your application
 - Your application summary
 - Your statement**
 - Your signature

Applicant's statement

You must read and agree to the statement below.

I can read and understand English, and have read and understand every question and instruction on this application, as well as my answer to every question.

[Back](#) [Next](#)

- Getting Started ▾
- About You ▾
- Moral Character ▾
- Your Application ▾
- Evidence ▾
- Additional Information ▾

Review and Submit ^

- Review your application
- Your application summary
- Your statement
- Your signature**
- Pay and submit

Applicant's certification and signature

You must read and agree to the certification below. If you knowingly and willfully falsify or conceal a material fact or submit a false document with your request, we can deny your request and may deny any other immigration benefit. You may also face criminal prosecution and penalties provided by law.



Copies of any documents I have submitted are exact photocopies of unaltered, original documents, and I understand that USCIS may require that I submit original documents to USCIS at a later date. Furthermore, I authorize the release of any information from any and all of my records that USCIS may need to determine my eligibility for the immigration benefit that I seek.

I further authorize release of information contained in this application, in supporting documents, and in my USCIS records, to other entities and persons where necessary for the administration and enforcement of U.S. immigration law.

I understand that USCIS will require me to appear for an appointment to take my biometrics (fingerprints, photograph, and/or signature) and, at that time, I will be required to sign an oath reaffirming that:

1. I reviewed and understood all of the information contained in, and submitted with, my application; and
2. All of this information was complete, true, and correct at the time of filing.

I certify, under penalty of perjury, that all of the information in my application and any document submitted with it were provided or authorized by me, that I reviewed and understand all of the information contained in, and submitted with, my application and that all of this information is complete, true, and correct.

I have read and agree to the applicant's statement

Your signature

You must provide your digital signature below by typing your full legal name. We may deny your application if you do not completely fill out this application or fail to submit required documents. We will record the date of your signature with your application.

John Smith

Back

Next

(If "Your statement"
and "Your signature"
is complete)
AND
(if standalone filing)

I-539, Application To Extend/Change Nonimmigrant Status

- Getting Started
- About You
- Moral Character
- Your Application
- Evidence
- Additional Information
- Review and Submit**

Review your application

Your application summary

Your statement

Your signature


Pay and submit

Pay for and submit your application

The final step to submit your Form I-539, Application To Extend/Change Nonimmigrant Status, is to pay the required fee.

Your application fee is: **\$455.**

Refund policy: By continuing this transaction, you agree that you are paying for a government service and that the filing fee, biometric services fee and all related financial transactions are final and not refundable, regardless of any action USCIS takes on an application, petition or request, or how long USCIS takes to reach a decision. You must submit all fees in the exact amounts.



We will send you to Pay.gov — our safe, secure payment website — to pay your fees and submit your form online.

Here are the steps in the payment and submission process:

1. Provide your billing information on Pay.gov
2. Provide your credit card or U.S. bank account information
3. Submit your payment

When you have paid your fee, your application will be submitted.

Pay.gov will redirect you to a uscis.gov confirmation screen, which will include your receipt number. Please keep a copy of your receipt number for your records. You can track the status of your application through your USCIS online account.

Pay and submit

(If "Your Statement"
and "Your signature"
are complete)
AND
(if user concurrently
filed)

I-539, Application To Extend/Change Nonimmigrant Status

- Getting Started
- About You
- Moral Character
- Your Application
- Evidence
- Additional Information
- Review and Submit**

Review your application

Your application summary

Your statement

Your signature

Finish and continue to I-907

Finish the I-539 and continue to the I-907

By finishing this form, your Form I-539 will be locked and no further changes can be made. Please make sure that the information on your Form I-539 is complete and accurate before continuing. If you need to make any edits after finishing, you will need to create a new Form I-539.

Next, you will continue to Form I-907. Once you complete Form I-907, you can pay for and submit both forms at the same time.

[Back](#) [Finish and continue](#)

(if standalone filing)

You successfully submitted your I-539

We will contact you if we have any questions or need additional information. You can track the status of your application through your USCIS online account.

[Go to my cases](#)