

Mothership eLogbook Instructions for eLandings

Created by Susan Hall - NOAA Federal (Unlicensed)

Last updated: Mar 29, 2018 by Sara Villafuerte - NOAA Affiliate • 10 min read

In 2015, all at-sea vessels with a flow scale will be required to use the electronic logbook to capture their deploy and retrieval information in addition to Daily Flow Scale Tests.

The electronic logbook is available through the eLandings application, instructions can be found below. Motherships that also act as Catcher Processors will be able to enter Deliveries and Hauls in one eLogbook.

How to Register the eLogbook

1. Login to eLandings at <https://elandings.alaska.gov>

Landing and/or Production Data Report Login https://elandings.alaska.gov/

Login below to record rationalized crab fisheries, halibut and sablefish IFQ, statewide groundfish or salmon harvest in the eLandings System.

INFO - 1354: User WKYD logged off

UserID:	<input type="text" value="amackerel"/>
Password:	<input type="password" value="*****"/>
	<input type="button" value="Login"/> ←

2. On the *Reports Menu* page you will need to do the following:
 - a. Select the *Operation* that you want to register a logbook for
 - b. Click on the *Register Logbook* button to get to the registration page

TO MAKE A NEW REPORT, please select your operation and choose one of the following:

Operation: Starship Enterprise - mothership a. Select the Operation you want to register a logbook for

Groundfish	Salmon	Shellfish	Logbook
<input type="button" value="Groundfish Landing Report"/>	<input type="button" value="Salmon Landing Report"/>	<input type="button" value="Crab Landing Report"/>	<input type="button" value="Current Year Logbook"/>
<input type="button" value="Production Report"/>			<input type="button" value="Prior Year Logbook"/>
<input type="button" value="Consolidated Report"/>	<input type="button" value="Mixed Salmon Percentage"/>	b. Click on Register Logbook →	<input type="button" value="Register Logbook"/>

3. On the *Register Logbook* page, you will need to select the following:
 - a. *Year*
 - b. *Weight Units*
 - c. *Depth Units*
4. Click on the *Register Logbook* button

Register Logbook

INFO - 1301: Report displayed

User: Andy Mackerel	Company: NMFS Testing Operation	PH: (206) 555-1212	Email: chris@wostmann.com
Vessel: 56789 STARSHIP ENTERPRISE	Federal Fisheries Permit: 3245		
Year:	2015 ▼	Select the Year	
Weight Units:	Metric Tons ▼	Select your Weight Units	
Depth Units:	Fathoms ▼	Select your Depth Units	
Register Logbook ←		Cancel	

5. You will be returned to the *Reports Menu* page where you will do the following:

- Select the operation you just registered a logbook for
- Click on the *Current Year Logbook* button

Operation: Starship Enterprise - mothership ▼ ← a. Select your Operation	Grading and Pricing
Groundfish	Salmon
Groundfish Landing Report	Salmon Landing Report
Production Report	Crab Landing Report
Consolidated Report	Mixed Salmon Percentage
Shellfish	
Crab Landing Report	
Logbook	
Current Year Logbook ← b. Click on Current Year Logbook	
Prior Year Logbook	
Register Logbook	

6. You will be taken to the *eLogbook* page where you will need to enter basic initial Voyage information

- Click on the *New Voyage* button
- You will be taken to the *eLogbook* page where you can enter your initial *Voyage* information

eLogbook

INFO - 1301: Report displayed

User: Andy Mackerel	Company: NMFS Testing Operation	PH: (206) 555-1212	Email: chris@wostmann.com
Logbook ID: 16114729			
Vessel: 56789 STARSHIP ENTERPRISE	Federal Fisheries Permit: 3245		
Voyage Starting: ▼	New Voyage →		Cancel

Voyage Entry

Voyages capture the basic header information that you're used to seeing on your paper DCPL, elements such as the vessel FFP and ADF&G number are auto-filled based on your operation information.

You will not be able to make any entries in your eLogbook until three things occur:

1. A *New Voyage* is submitted
2. A *Gear Type* has been added
3. You enter a *Go Active* date

1. Enter the following information on the *Voyage Entry* page:

- a. Your *Start Date* should be 01/01/2015 even if you are not engaged in fishing activity on this date.

- b. Crew Size
- c. Operator Name
- d. Select your *Weight Units*
- e. Click on *Save*

Voyage Entry

INFO - 1311: Please enter the following information

User: Andy Mackerel	Company: NMFS Testing Operation	PH: (206) 555-1212	Email: chris@wostmann.com
Logbook ID:	16114729		
Vessel:	56789 STARSHIP ENTERPRISE	Federal Fisheries Permit:	3245
Start Date:	<input type="text" value="01/01/2015"/>	Crew Size:	<input type="text" value="25"/>
Operator Name:	<input type="text" value="Alex McKinnon"/>	Weight Units:	<input type="text" value="Metric Tons"/>
Observer 1:	<input type="text"/>	Cruise Number:	<input type="text"/>
Observer 2:	<input type="text"/>	Cruise Number:	<input type="text"/>
Observer 3:	<input type="text"/>	Cruise Number:	<input type="text"/>
Operator Ifq Permit:	<input type="text"/>	Halibut Cdq Permit 1:	<input type="text"/>
Halibut Cdq Permit 2:	<input type="text"/>	Additional Ifq Permit:	<input type="text"/>
Additional Ifq Permit:	<input type="text"/>	Additional Ifq Permit:	<input type="text"/>
Additional Ifq Permit:	<input type="text"/>	Additional Ifq Permit:	<input type="text"/>

←

- If you are actually engaged in fishing activity or taking deliveries and have Observers on-board, you should enter that information as well.

2. Next you will need to *Add Gear*

eLogbook

INFO - 1301: Report displayed

User: Andy Mackerel	Company: NMFS Testing Operation	PH: (206) 555-1212	Email: chris@wostmann.com
Logbook ID:	16114729		
Vessel:	56789 STARSHIP ENTERPRISE	Federal Fisheries Permit:	3245
Voyage Starting:	<input type="text" value="01/01/2014"/>	<input type="button" value="Display"/>	<input type="button" value="New Voyage"/>
<input type="button" value="Edit Voyage"/>	<input type="button" value="Go Active"/>	→ <input type="button" value="Add Gear"/>	<input type="button" value="Cancel"/>

Operator Name	Crew Size	Observers
Alex McKinnon	25	

- a. You will be taken to the *Gear Entry* page
 - Enter 07 or 47 (even if you only act as a mothership) and then click on the *Save* button
 - Many of the fields you see will not apply, specifically those enclosed within the red box in the screen shot below.

Gear Code: ← ENTER 07 OR 47

If Gear Code is 91 Pot, please enter the following information:

Description:

If Gear Code is 61 Longline, please enter the following information:

Gear Type Conventional Fixed Hook Tub Fixed Hook Autoline Snap

Length of Skate (feet):

Hook Size: %
 %
 %

Hook Spacing (feet):

Hooks per Skate:

Percent with swivels: Swivels on hooks Swivels on snaps

←

3. Go Active

- If you are actually actively engaged in taking deliveries at this point in time, you can simply enter that date on the Go Active page.
- If you are not yet active, just cancel out of the page and go back to it when you begin to take deliveries

Go Active

INFO - 1311: Please enter the following information

User: Andy Mackerel	Company: NMFS Testing Operation	PH: (206) 555-1212	Email: chris@wostmann.com
Logbook ID:	16114729		
Vessel:	56789 STARSHIP ENTERPRISE	Federal Fisheries Permit:	3245
Voyage Start Date:	01/01/2014		
Operator Name	Crew Size	Observers	
Alex McKinnon	25		
Go Active Date:	<input type="text" value="1/21/2014"/>		
<input type="button" value="Save"/> ←	<input type="button" value="Cancel"/>		

NOTE: Chances are good that once you Go Active, some of your initial *Voyage* information will have changed. At this point you should add a *New Voyage* to ensure your information is accurate.

Now you're ready to add *Deliveries* and/or *Hauls* to your logbook.

Adding Delivery Information

Now your logbook is ready for you to add *Delivery* information to it.

You should start out on the *eLogbook* page within eLandings, from this page you can:

- Edit Voyage*
- Add Voyage*
- Add Gear*
- Display previous Voyages*
- Add a Delivery*

eLogbook

INFO - 1301: Report displayed


User: Andy Mackerel Company: NMFS Testing Operation PH: (206) 555-1212 Email: chris@wostmann.com

Logbook ID: 16114729

Vessel: 56789 STARSHIP ENTERPRISE Federal Fisheries Permit: 3245

Voyage Starting: 01/21/2014

Operator Name	Crew Size	Observers
Alex McKinnon	34	Sam Washburn 56551 Michelle Mears 11476

Date	Entries	Last Update Date
01/21/2014	Go Active	11/10/2014 14:45
01/22/2014  <input type="button" value="e."/>		

- Navigation to specific days is accomplished by clicking on that date on the *eLogbook* page
- Once you select a date, you will be taken to the *eLogbook Entries* page where you can:
 - Add Delivery
 - Add Haul
 - Go Inactive
 - Add Flow Scale Test
 - Return to the Main *eLogbook* page

eLogbook Entries

INFO - 1301: Report displayed


User: Andy Mackerel Company: NMFS Testing Operation PH: (206) 555-1212 Email: chris@wostmann.com

Logbook ID: 16114729

Vessel: 56789 STARSHIP ENTERPRISE Federal Fisheries Permit: 3245

Date: 01/21/2014

Entry	Times Comment	Gear	Location	Depths	Mgmt Pgm	Species	Wt/No	Page
Go Active								1



- Click on the *Add Delivery* button, enter the required information below and then click on the *SAVE* button.
 - Enter the *Fish Ticket* number that correlates with the vessel Delivery
 - Enter the *ADF&G* number of the vessel
 - Select the applicable reply for the *Discard Report*
 - Enter the *Gear code* of the delivering vessel
 - Enter the *Management Program* and *Mgmt Program ID* (if applicable)
 - Enter the *Receipt Time*
 - Enter the *Receipt Latitude* and *Receipt Longitude* (your vessel)
 - Enter the *Federal Reporting Area*
 - Enter *Special Area* (if applicable)
 - Enter *Hail Weight*

Delivery Entry

INFO - 1311: Please enter the following information

User: Andy Mackerel Company: NMFS Testing Operation PH: (206) 555-1212 Email: chris@wostmann.com

Logbook ID: 16114729

Vessel: 56789 STARSHIP ENTERPRISE Federal Fisheries Permit: 3245

Date: 01/22/2014

Fish Ticket: E14 626262 Catcher Vessel ADF&G Number: 00850 Discard Report: Not Required less than 60 ft

Gear: 47 Management Program: OA Mgmt Program ID:

Receipt Time: 0930 Receipt Latitude: 55 52.0 Receipt Longitude: -163 44.7

Federal Reporting Area: 509 Special Area:

Hail Weight: 51.19 MT

Save Cancel

- You will be taken to the eLogbook Entries page where you can access the *Delivery* you just submitted by clicking on the FT number highlighted in blue text.

eLogbook Entries

INFO - 1301: Report displayed

User: Andy Mackerel Company: NMFS Testing Operation PH: (206) 555-1212 Email: chris@wostmann.com

Logbook ID: 16114729

Vessel: 56789 STARSHIP ENTERPRISE Federal Fisheries Permit: 3245

Date: 01/22/2014

Entry	Times Comment	Gear	Location	Depths	Mgmt Pgm	Species	Wt/No	Page
E14 555555	03:50 -	47	55 53.8 N 163 44.1 W 509		OA		37.090 MT	2
Catch				60 Sold		110 P. cod	32.2154 MT	
Flow Scale Entry	02:00		Flow/Plat: 485.10 / 485.60 -0.10%					
E14 626262	09:30 -	47	55 52.0 N 163 44.7 W 509		OA		51.190 MT	2

Add Haul Add Comment Go Inactive Back to Main eLogbook

Add Delivery Display PDF Add Flow Scale Test

- You will be taken to the *Delivery Entry* page, locate and click on the *Add IR/IU Species* button.

Delivery Entry

INFO - 1311: Please enter the following information

User: Andy Mackerel Company: NMFS Testing Operation PH: (206) 555-1212 Email: chris@wostmann.com

Logbook ID: 16114729

Vessel: 56789 STARSHIP ENTERPRISE Federal Fisheries Permit: 3245

Date: 01/22/2014

Fish Ticket: E14 626262 Catcher Vessel ADF&G Number: 09500 Discard Report: Not Required less than 60 ft

Gear: 47 Management Program: OA Mgmt Program ID:

Receipt Time: 09:30 Receipt Latitude: 55 52.0 N Receipt Longitude: 163 44.7 W

Federal Reporting Area: 509 Special Area:

Hail Weight: 51.19 MT

Save Add IR/IU Species Cancel

- Add your pcod and pollock *Species*, weight in *MT*, and the *Disposition* code
- Click on the *Save* button

Fish Ticket:	E14 626262	Catcher Vessel	08500 BELLADONNA
Management Program	OA	Mgmt Program ID:	
Receipt Time:	09:30	Receipt Latitude:	55 52.0 N
Federal Reporting Area:	509	Special Area:	
Hail Weight:	51.190 MT	Discard Report:	NL Not Required less than 60 ft
Gear:	47 Pelagic/mid-water trawl		
Receipt Longitude:	163 44.7 W		

Entry	Species <small>Species Codes</small>	Weight	Count	Disposition <small>Disposition Codes</small>
1	110	35.154 MT		60 <input type="button" value="Delete"/>
2	270	14.9854 MT		60 <input type="button" value="Delete"/>
3				<input type="button" value="Delete"/>
4				<input type="button" value="Delete"/>
5				<input type="button" value="Delete"/>
6				<input type="button" value="Delete"/>

- You have now completed your *Delivery* entry so you will be taken back to the *eLogbook Entry* page where you can generate your logbook PDF.

Entry	Times Comment	Gear	Location	Depths	Mgmt Pgm	Species	Wt/No	Page
E14 555555	03:50 -	47	55 53.8 N 163 44.1 W 509		OA		37.090 MT	2
Catch				60 Sold		110 P. cod	32.2154 MT	
Flow Scale Entry	02:00		Flow/Plat: 485.10 / 485.60 -0.10%					
E14 626262	09:30 -	47	55 52.0 N 163 44.7 W 509		OA		51.190 MT	2
Catch				60 Sold		110 P. cod	35.154 MT	
Catch				60 Sold		270 Pollock	14.9854 MT	

The PDF below displays the two *Deliveries* made on 1/22/2014 with catch and one *Flow Scale Test*.

MOTHERSHIP EDCPL		VESSEL NAME STARSHIP ENTERPRISE		Date (M-D-Y) 01/22/2014		PAGE							
		OPERATOR NAME AND SIGNATURE Alex McClellon		ADPAG Vessel No. 56789		Federal Fisheries Permit No. 3245							
INACTIVE	START	END	REASON	GEAR TYPE 47 Pelagic/mid-water trawl	CREW SIZE 34								
OBSERVER INFORMATION		DESIGNER NAME AND CRUISE # Sam Washburn 56551	DESIGNER NAME AND CRUISE # Michelle Mears 11476	DESIGNER NAME AND CRUISE #	NO. OF DELIVERIES ASSIGNED 2								
CV	REASON FOR DISCARD REPORT	MGMT	NAME	AGE/AG TONNAGE	RECEIPT	RECEIPT POSITION		FEDERAL REPORTING AREA	SPECIAL AREA	FISH TICKET NUMBER	TOTAL HAIL WEIGHT MT	BRIGGS CODE	WT. MT
CV	NL	OA	BELLADONNA	08500	03:50	LATITUDE	LONGITUDE	509		E14 555555	37.0900	110	32.2154
CV	NL	OA	BELLADONNA	08500	09:30	55 53.8 N	163 44.1 W	509		E14 626262	51.1900	110	35.154
						55 52.0 N	163 44.7 W				60	270	14.9854
COMMENTS:													
FLOW SCALE TEST TIME	02:00	PLATFORM SCALE WEIGHT (kg)	485.60	FLOW SCALE WEIGHT (kg)	485.10	ERROR	-0.50	PERCENT ERROR	-0.10				

How to Add your Flow Scale Test

You will need to be on the *eLogbook Entries* page in your logbook in order to add a daily *Flow Scale Test* entry.

- Access the button by clicking on a specific date while on the *Main eLogbook* page

eLogbook Entries

INFO - 1301: Report displayed

User: Andy Mackerel	Company: NMFS Testing Operation	PH: (206) 555-1212	Email: chris@wostmann.com
----------------------------	--	---------------------------	----------------------------------

Logbook ID:	16114729 STARSHIP ENTERPRISE		
Vessel:	56789	Federal Fisheries Permit:	3245
Date:	01/23/2014		

Add Haul
Add Comment
Go Inactive
Back to Main eLogbook

Add Delivery
Add Flow Scale Test

On the *Flow Scale Test Entry* page, enter the following information:

- a. *Time of Test*
 - b. *Flow Scale Weight*
 - c. *Platform Scale Weight*
 - d. *Comment Text (optional field use as needed)*
- Click on *Save*

Flow Scale Test Entry

INFO - 1311: Please enter the following information

User: Andy Mackerel	Company: NMFS Testing Operation	PH: (206) 555-1212	Email: chris@wostmann.com
----------------------------	--	---------------------------	----------------------------------

Logbook ID:	16114729		
Vessel:	56789 STARSHIP ENTERPRISE	Federal Fisheries Permit:	3245
Date:	01/23/2014		

Operator Name	Crew Size	Observers
Alex McKinnon	34	Sam Washburn 56551 Michelle Mears 11476

Time of Test	<input type="text" value="0530"/>	Flow Scale Weight	<input type="text" value="422.1"/>	Platform Scale Weight	<input type="text" value="518"/>
Comment Text	<input type="text"/>				

Save
Cancel

The system will calculate the *Error and % Error* information based on what was entered and display that on the *eLogbook Entries* page as well as the PDF printout.

- You can see that the *Flow Scale Entry* is in blue text, that means you can click on that link and be taken back to your entry page.
- You can make edits to your information as well as add comments.
- All edits will still display on the PDF but they will have a strike-through line across them.
- If your first test was bad, you can always add an additional one and enter comments to explain what happened.

eLogbook Entries								
INFO - 1301: Report displayed								
User: Andy Mackerel		Company: NMFS Testing Operation		PH: (206) 555-1212		Email: chris@wostmann.com		
Logbook ID:	16114729 STARSHIP ENTERPRISE							
Vessel:	56789		Federal Fisheries Permit:			3245		
Date:	01/23/2014							
Entry	Times Comment	Gear	Location	Depths	Mgmt Pgm	Species	Wt/No	Page
Flow Scale Entry	05:30	Flow/Plat: 422.10 / 518.00 -18.51%						

How to Add Hauls

Here is a link to the documentation on how to Add Hauls to your eLogbook: [Trawl Catcher Processor eLogbook Instructions for eLandings](#)

If you have any questions or concerns, please contact elandings@alaska.gov

In 2015, all at-sea vessels with a flow scale will be required to use the electronic logbook to capture their deploy and retrieval information in addition to Daily Flow Scale Tests.

The electronic logbook is available through the eLandings application, instructions can be found below. Motherships that also act as Catcher Processors will be able to enter Deliveries and Hauls in one eLogbook.

How to Register the eLogbook

1. Login to eLandings at <https://elandings.alaska.gov>

Landing and/or Production Data Report Login <https://elandings.alaska.gov/>

Login below to record rationalized crab fisheries, halibut and sablefish IFQ, statewide groundfish or salmon harvest in the eLandings System.

INFO - 1354: User WKYD logged off

UserID:	<input type="text" value="amackerel"/>
Password:	<input type="password" value="....."/>
	<input type="button" value="Login"/> ←

2. On the *Reports Menu* page you will need to do the following:
 - a. Select the *Operation* that you want to register a logbook for
 - b. Click on the *Register Logbook* button to get to the registration page

TO MAKE A NEW REPORT, please select your operation and choose one of the following:

Operation: a. Select the Operation you want to register a logbook for

Groundfish	Salmon	Shellfish	Logbook
<input type="button" value="Groundfish Landing Report"/>	<input type="button" value="Salmon Landing Report"/>	<input type="button" value="Crab Landing Report"/>	<input type="button" value="Current Year Logbook"/>
<input type="button" value="Production Report"/>			<input type="button" value="Prior Year Logbook"/>
<input type="button" value="Consolidated Report"/>	<input type="button" value="Mixed Salmon Percentage"/>	b. Click on Register Logbook →	<input type="button" value="Register Logbook"/>

3. On the *Register Logbook* page, you will need to select the following:

- Year
- Weight Units
- Depth Units

4. Click on the *Register Logbook* button

Register Logbook

INFO - 1301: Report displayed

User: Andy Mackerel Company: NMFS Testing Operation PH: (206) 555-1212 Email: chris@wostmann.com

Vessel: 56789 STARSHIP ENTERPRISE Federal Fisheries Permit: 3245

Year: Select the Year

Weight Units: Select your Weight Units

Depth Units: Select your Depth Units

←

5. You will be returned to the *Reports Menu* page where you will do the following:

- Select the operation you just registered a logbook for
- Click on the *Current Year Logbook* button

Operation: ← a. Select your Operation

Groundfish	Salmon	Shellfish	Logbook
<input type="button" value="Groundfish Landing Report"/>	<input type="button" value="Salmon Landing Report"/>	<input type="button" value="Crab Landing Report"/>	<input type="button" value="Current Year Logbook"/>
<input type="button" value="Production Report"/>		b. Click on Current Year Logbook	<input type="button" value="Prior Year Logbook"/>
<input type="button" value="Consolidated Report"/>	<input type="button" value="Mixed Salmon Percentage"/>		<input type="button" value="Register Logbook"/>

6. You will be taken to the *eLogbook* page where you will need to enter basic initial Voyage information

- Click on the *New Voyage* button
- You will be taken to the *eLogbook* page where you can enter your initial *Voyage* information

eLogbook

INFO - 1301: Report displayed

User: Andy Mackerel	Company: NMFS Testing Operation	PH: (206) 555-1212	Email: chris@wostmann.com
Logbook ID:	16114729		
Vessel:	56789 STARSHIP ENTERPRISE	Federal Fisheries Permit:	3245
Voyage Starting:	<input type="text"/>	<input type="button" value="New Voyage"/>	
<input type="button" value="Cancel"/>			

Voyage Entry

Voyages capture the basic header information that you're used to seeing on your paper DCPL, elements such as the vessel FFP and ADF&G number are auto-filled based on your operation information.

You will not be able to make any entries in your eLogbook until three things occur:

1. A *New Voyage* is submitted
2. A *Gear Type* has been added
3. You enter a *Go Active* date

1. Enter the following information on the *Voyage Entry* page:

- a. Your *Start Date* should be 01/01/2015 even if you are not engaged in fishing activity on this date.
- b. *Crew Size*
- c. *Operator Name*
- d. Select your *Weight Units*
- e. Click on *Save*

Voyage Entry

INFO - 1311: Please enter the following information


User: Andy Mackerel	Company: NMFS Testing Operation	PH: (206) 555-1212	Email: chris@wostmann.com
Logbook ID:	16114729		
Vessel:	56789 STARSHIP ENTERPRISE	Federal Fisheries Permit:	3245
Start Date:	<input type="text" value="01/01/2015"/>	Crew Size:	<input type="text" value="25"/>
Operator Name:	<input type="text" value="Alex McKinnon"/>	Weight Units:	<input type="text" value="Metric Tons"/>
Observer 1:	<input type="text"/>	Cruise Number:	<input type="text"/>
Observer 2:	<input type="text"/>	Cruise Number:	<input type="text"/>
Observer 3:	<input type="text"/>	Cruise Number:	<input type="text"/>
Operator Ifq Permit:	<input type="text"/>	Halibut Cdq Permit 1:	<input type="text"/>
Halibut Cdq Permit 2:	<input type="text"/>	Additional Ifq Permit:	<input type="text"/>
Additional Ifq Permit:	<input type="text"/>	Additional Ifq Permit:	<input type="text"/>
Additional Ifq Permit:	<input type="text"/>	Additional Ifq Permit:	<input type="text"/>
<input type="button" value="Save"/>		<input type="button" value="Cancel"/>	

- If you are actually engaged in fishing activity or taking deliveries and have Observers on-board, you should enter that information as well.

2. Next you will need to *Add Gear*

eLogbook


INFO - 1301: Report displayed

User: Andy Mackerel	Company: NMFS Testing Operation	PH: (206) 555-1212	Email: chris@wostmann.com
Logbook ID:	16114729		
Vessel:	56789 STARSHIP ENTERPRISE	Federal Fisheries Permit:	3245
Voyage Starting:	01/01/2014 ▾	<input type="button" value="Display"/>	<input type="button" value="New Voyage"/>
<input type="button" value="Edit Voyage"/>	<input type="button" value="Go Active"/>	 <input type="button" value="Add Gear"/>	<input type="button" value="Cancel"/>

Operator Name	Crew Size	Observers
Alex McKinnon	25	

a. You will be taken to the *Gear Entry* page

- Enter 07 or 47 (even if you only act as a mothership) and then click on the *Save* button
- Many of the fields you see will not apply, specifically those enclosed within the red box in the screen shot below.

Gear Code:  ENTER 07 OR 47

If Gear Code is 91 Pot, please enter the following information:

Description:

If Gear Code is 61 Longline, please enter the following information:

Gear Type Conventional Fixed Hook Tub Fixed Hook Autoline Snap


Length of Skate (feet):

Hook Size: %
 %
 %

Hook Spacing (feet):

Hooks per Skate:

Percent with swivels: Swivels on hooks Swivels on snaps



3. Go Active

- If you are actually actively engaged in taking deliveries at this point in time, you can simply enter that date on the Go Active page.
- If you are not yet active, just cancel out of the page and go back to it when you begin to take deliveries


Go Active

INFO - 1311: Please enter the following information

User: Andy Mackerel	Company: NMFS Testing Operation	PH: (206) 555-1212	Email: chris@wostmann.com
Logbook ID:	16114729		
Vessel:	56789 STARSHIP ENTERPRISE	Federal Fisheries Permit:	3245
Voyage Start Date:	01/01/2014		

Operator Name	Crew Size	Observers
Alex McKinnon	25	

Go Active Date:

Save 	Cancel
--	--------

NOTE: Chances are good that once you *Go Active*, some of your initial *Voyage* information will have changed. At this point you should add a *New Voyage* to ensure your information is accurate.

Now you're ready to add *Deliveries* and/or *Hauls* to your logbook.

Adding Delivery Information

Now your logbook is ready for you to add *Delivery* information to it.

You should start out on the *eLogbook* page within eLandings, from this page you can:

- a. *Edit Voyage*
- b. *Add Voyage*
- c. *Add Gear*
- d. *Display previous Voyages*
- e. *Add a Delivery*

eLogbook

INFO - 1301: Report displayed

User: Andy Mackerel Company: NMFS Testing Operation PH: (206) 555-1212 Email: chris@wostmann.com


Logbook ID: 16114729

Vessel: 56789 STARSHIP ENTERPRISE Federal Fisheries Permit: 3245

Voyage Starting: 01/21/2014 d. Display b. New Voyage

a. Edit Voyage c. Add Gear Cancel

Operator Name	Crew Size	Observers
Alex McKinnon	34	Sam Washburn 56551 Michelle Mears 11476

Date	Entries	Last Update Date
01/21/2014	Go Active	11/10/2014 14:45
01/22/2014  e.		

1. Navigation to specific days is accomplished by clicking on that date on the *eLogbook* page
2. Once you select a date, you will be taken to the *eLogbook Entries* page where you can:
 - a. *Add Delivery*
 - b. *Add Haul*
 - c. *Go Inactive*
 - d. *Add Flow Scale Test*
 - e. *Return to the Main eLogbook page*

eLogbook Entries

INFO - 1301: Report displayed

User: Andy Mackerel Company: NMFS Testing Operation PH: (206) 555-1212 Email: chris@wostmann.com


Logbook ID: 16114729

Vessel: 56789 STARSHIP ENTERPRISE Federal Fisheries Permit: 3245

Date: 01/21/2014

Entry	Times Comment	Gear	Location	Depths	Mgmt Pgm	Species	Wt/No	Page
Go Active								1

Add Haul Add Comment Go Inactive Back to Main eLogbook

Add Delivery  Display PDF Add Flow Scale Test

3. Click on the *Add Delivery* button, enter the required information below and then click on the *SAVE* button.

- a. Enter the *Fish Ticket* number that correlates with the vessel Delivery
- b. Enter the *ADF&G* number of the vessel
- c. Select the applicable reply for the *Discard Report*
- d. Enter the *Gear code* of the delivering vessel
- e. Enter the *Management Program* and *Mgmt Program ID* (if applicable)
- f. Enter the *Receipt Time*
- g. Enter the *Receipt Latitude* and *Receipt Longitude* (your vessel)
- h. Enter the *Federal Reporting Area*
- i. Enter *Special Area* (if applicable)
- j. Enter *Hail Weight*

Delivery Entry

INFO - 1311: Please enter the following information

User: Andy Mackereel	Company: NMFS Testing Operation	PH: (206) 555-1212	Email: chris@wostmann.com
Logbook ID:	16114729		
Vessel:	56789 STARSHIP ENTERPRISE	Federal Fisheries Permit:	3245
Date:	01/22/2014		

Fish Ticket: <input type="text" value="E14 626262"/>	Catcher Vessel ADF&G Number: <input type="text" value="00850"/>	Discard Report: <input type="text" value="Not Required less than 60 ft"/>
Gear: <input type="text" value="47"/>	Management Program: <input type="text" value="OA"/>	Mgmt Program ID: <input type="text"/>
Receipt Time: <input type="text" value="0930"/>	Receipt Latitude: <input type="text" value="55 52.0"/>	Receipt Longitude: <input type="text" value="-163 44.7"/>
Federal Reporting Area: <input type="text" value="509"/>	Special Area: <input type="text"/>	
Hail Weight: <input type="text" value="51.19"/> MT		

- You will be taken to the eLogbook Entries page where you can access the *Delivery* you just submitted by clicking on the FT number highlighted in blue text.

eLogbook Entries

INFO - 1301: Report displayed

User: Andy Mackereel	Company: NMFS Testing Operation	PH: (206) 555-1212	Email: chris@wostmann.com
Logbook ID:	16114729		
Vessel:	56789 STARSHIP ENTERPRISE	Federal Fisheries Permit:	3245
Date:	01/22/2014		

Entry	Times Comment	Gear	Location	Depths	Mgmt Pgm	Species	Wt/No	Page
E14 555555	03:50 -	47	55 53.8 N 163 44.1 W 509		OA		37.090 MT	2
Catch				60 Sold		110 P. cod	32.2154 MT	
Flow Scale Entry	02:00		Flow/Plat: 485.10 / 485.60 -0.10%					
E14 626262	09:30 -	47	55 52.0 N 163 44.7 W 509		OA		51.190 MT	2

- You will be taken to the *Delivery Entry* page, locate and click on the *Add IR/IU Species* button.

Delivery Entry

INFO - 1311: Please enter the following information

User: Andy Mackerel Company: NMFS Testing Operation PH: (206) 555-1212 Email: chris@wostmann.com

Logbook ID: 16114729

Vessel: 56789 STARSHIP ENTERPRISE Federal Fisheries Permit: 3245

Date: 01/22/2014

Fish Ticket: E14 626262 Catcher Vessel ADF&G Number: 08500 Discard Report: Not Required less than 60 ft

Gear: 47 Management Program: OA Mgmt Program ID:

Receipt Time: 09:30 Receipt Latitude: 55 52.0 N Receipt Longitude: 163 44.7 W

Federal Reporting Area: 509 Special Area:

Hail Weight: 51.19 MT

Save Add IR/IU Species Cancel

- Add your pcod and pollock *Species*, weight in *MT*, and the *Disposition* code
- Click on the *Save* button

Fish Ticket:	E14 626262	Catcher Vessel	08500 BELLADONNA
Management Program:	OA	Mgmt Program ID:	
Gear:	47 Pelagic/mid-water trawl		
Receipt Time:	09:30	Receipt Latitude:	55 52.0 N
Receipt Longitude:	163 44.7 W		
Federal Reporting Area:	509	Special Area:	
Discard Report:	NL Not Required less than 60 ft		
Hail Weight:	51.190 MT		

Entry	Species <small>Species Codes</small>	Weight	Count	Disposition <small>Disposition Codes</small>
1	110	35.154 MT		60 <input type="button" value="Delete"/>
2	270	14.9854 MT		60 <input type="button" value="Delete"/>
3				<input type="button" value="Delete"/>
4				<input type="button" value="Delete"/>
5				<input type="button" value="Delete"/>
6				<input type="button" value="Delete"/>

Save More Lines Cancel

- You have now completed your *Delivery* entry so you will be taken back to the *eLogbook Entry* page where you can generate your logbook PDF.

Entry	Times Comment	Gear	Location	Depths	Mgmt Pgm	Species	Wt/No	Page
E14 555555	03:50 -	47	55 53.8 N 163 44.1 W		OA		37.090 MT	2
Catch				60 Sold		110 P. cod	32.2154 MT	
Flow Scale Entry	02:00		Flow/Plat: 485.10 / 485.60 -0.10%					
E14 626262	09:30 -	47	55 52.0 N 163 44.7 W		OA		51.190 MT	2
Catch				60 Sold		110 P. cod	35.154 MT	
Catch				60 Sold		270 Pollock	14.9854 MT	

The PDF below displays the two *Deliveries* made on 1/22/2014 with catch and one *Flow Scale Test*.

MOTHERSHIP EDCPL		VESSEL NAME STARSHIP ENTERPRISE		Date (DD-MM-YY) 01/22/2014		PAGE	
		OPERATOR NAME AND SIGNATURE Alex McKinnon McKinnon		ADCFAD Vessel No. 56789			
				Federal Fisheries Permit No. 3245			
INACTIVE	START	END	REASON	GEAR TYPE 47 Pelagic/mid-water (2-AN1)		CREW SIZE 34	
OBSERVER INFORMATION		OBSERVER NAME AND CRUISE # Sam Washburn 56551		OBSERVER NAME AND CRUISE # Michelle Mears 11476		OBSERVER NAME AND CRUISE #	
CV	NL	OA	NAME BELLADONNA	ADCFAD VESSEL NO. 08500	RECEIPT TIME 03:50	RECEIPT POSITION LATITUDE 55 53.8 N	LONGITUDE 163 44.1 W
CV	NL	OA	NAME BELLADONNA	ADCFAD VESSEL NO. 08500	RECEIPT TIME 09:30	RECEIPT POSITION LATITUDE 55 52.0 N	LONGITUDE 163 44.7 W
						FEDERAL REPORTING AREA 509	SPECIAL AREA
						FEDERAL REPORTING AREA E14 555555	SPECIAL AREA
						FEDERAL REPORTING AREA E14 626262	SPECIAL AREA
						FEDERAL REPORTING AREA 60	SPECIAL AREA
						FEDERAL REPORTING AREA 270	SPECIAL AREA
						FEDERAL REPORTING AREA 110	SPECIAL AREA
						FEDERAL REPORTING AREA 32.2154	SPECIAL AREA
						FEDERAL REPORTING AREA 35.154	SPECIAL AREA
						FEDERAL REPORTING AREA 14.9854	SPECIAL AREA
COMMENTS:							
FLOW SCALE TEST TIME		02:00		PLATFORM SCALE WEIGHT (KG)		485.60	
				FLOW SCALE WEIGHT (KG)		485.10	
				ERROR		-0.50	
				PERCENT ERROR		-0.10	

How to Add your Flow Scale Test

You will need to be on the eLogbook Entries page in your logbook in order to add a daily Flow Scale Test entry.

- Access the button by clicking on a specific date while on the Main eLogbook page

eLogbook Entries

INFO - 1301: Report displayed

User: Andy Mackerel **Company:** NMFS Testing Operation **PH:** (206) 555-1212 **Email:** chris@wostmann.com

Logbook ID: 16114729 STARSHIP ENTERPRISE

Vessel: 56789 **Federal Fisheries Permit:** 3245

Date: 01/23/2014

On the Flow Scale Test Entry page, enter the following information:

- Time of Test
- Flow Scale Weight
- Platform Scale Weight
- Comment Text (optional field use as needed)

- Click on Save

Flow Scale Test Entry

INFO - 1311: Please enter the following information

User: Andy Mackerel **Company:** NMFS Testing Operation **PH:** (206) 555-1212 **Email:** chris@wostmann.com

Logbook ID: 16114729

Vessel: 56789 STARSHIP ENTERPRISE **Federal Fisheries Permit:** 3245

Date: 01/23/2014

Operator Name **Crew Size** **Observers**

Alex McKinnon 34 Sam Washburn 56551
Michelle Mears 11476

Time of Test 0530 **Flow Scale Weight** 422.1 **Platform Scale Weight** 518

Comment Text

The system will calculate the *Error and % Error* information based on what was entered and display that on the *eLogbook Entries* page as well as the PDF printout.

- You can see that the *Flow Scale Entry* is in blue text, that means you can click on that link and be taken back to your entry page.
- You can make edits to your information as well as add comments.
- All edits will still display on the PDF but they will have a strike-through line across them.
- If your first test was bad, you can always add an additional one and enter comments to explain what happened.

eLogbook Entries								
INFO - 1301: Report displayed								
User: Andy Mackerel		Company: NMFS Testing Operation		PH: (206) 555-1212		Email: chris@wostmann.com		
Logbook ID:		16114729 STARSHIP ENTERPRISE						
Vessel:		56789		Federal Fisheries Permit:		3245		
Date:		01/23/2014						
Entry	Times Comment	Gear	Location	Depths	Mgmt Pgm	Species	Wt/No	Page
Flow Scale Entry	05:30	Flow/Plat: 422.10 / 518.00 -18.51%						

How to Add Hauls

Here is a link to the documentation on how to Add Hauls to your eLogbook: [Trawl Catcher Processor eLogbook Instructions for eLandings](#)

If you have any questions or concerns, please contact elandings@alaska.gov



[elog](#) × [elogbook](#) × [mothership](#) ×