

Longline/Pot Gear Catcher Processor eLogbook Instructions for eLandings

Created by Susan Hall - NOAA Federal (Unlicensed)

Last updated: Nov 11, 2019 by Claire Mineelga - NOAA Affiliate • 5 min read

The eLogbook replaces the paper DCPL and is required for longline catcher/processor vessels named on an LLP license with a Pacific cod CP hook-and-line endorsement for the BSAI who are directed fishing for Pacific cod in the BSAI and conducting groundfish CDQ fishing.

Register a New Logbook



Once you have logged into elandings you will need to select the operation that you want to register the logbook to.

- Select your *Operation*
- Click on the *Register Logbook* button.

Reports Menu

INFO - 1353: User JCABOT(John Cabot) logged in

TO MAKE A NEW REPORT, please select your operation and choose one of the following:

Operation: <input type="text" value="The Narwhal"/>  Select your operation			<input type="button" value="Grading and Pricing"/>
Groundfish	Salmon	Shellfish	Logbook
<input type="button" value="Groundfish Landing Report"/>	<input type="button" value="Salmon Landing Report"/>	<input type="button" value="Crab Landing Report"/>	<input type="button" value="Current Year Logbook"/>
<input type="button" value="Production Report"/>	<input type="button" value="Troll Landing Report"/>		<input type="button" value="Prior Year Logbook"/>
<input type="button" value="Consolidated Report"/>	<input type="button" value="Mixed Salmon Percentage"/>	Click here 	<input type="button" value="Register Logbook"/>

On the *Register Logbook* page you will need to select the following:

- Year
- Weight Units
- Depth Units

Click on the *Register Logbook* button.

Register Logbook

INFO - 1301: Report displayed

User: John Cabot	Company: The Fish Processor	PH: (907) 555-2222	Email: suja.hall@noaa.gov
Vessel:	46571 DAYBREAK	Federal Fisheries Permit:	4105
Year:	2017 ▼		
Weight Units:	Metric Tons ▼		
Depth Units:	Fathoms ▼		
 Register Logbook		Cancel	



You will be returned to the *Reports Menu* page.

- Select your Operation
- Click on the *Current Year Logbook* button

Reports Menu

INFO - 1805: Logbook 17691580 registered for year 2017

TO MAKE A NEW REPORT, please select your operation and choose one of the following:

Operation: The Narwhal ▼ 			Grading and Pricing
Groundfish	Salmon	Shellfish	Logbook
Groundfish Landing Report	Salmon Landing Report	Crab Landing Report	Current Year Logbook 
Production Report	Troll Landing Report		Prior Year Logbook
Consolidated Report	Mixed Salmon Percentage		Register Logbook

Enter Initial Voyage Information

Before you can make any set entries in your logbook, you will need to do the following three things:

- *Add a New Voyage*
- *Add Gear*
- *Go Active*

Click on the *New Voyage* button.

eLogbook

INFO - 1301: Report displayed


User: John Cabot	Company: The Fish Processor	PH: (907) 555-2222	Email: suja.hall@noaa.gov
Logbook ID:	17691580		
Vessel:	46571 DAYBREAK	Federal Fisheries Permit:	4105
Voyage Starting:	<input type="text"/>		<input type="button" value="New Voyage"/>
			<input type="button" value="Cancel"/>
From Date (mm/dd/yyyy):	<input type="text"/>	To Date (mm/dd/yyyy):	<input type="text"/>
			<input type="button" value="Display PDF"/>

- The *New Voyage* page will appear, enter the following information:
 - *Start Date*: It should always be January 1st of the current year you will be fishing
 - *Crew Size* (even if it's only one or two)
 - *Operator Name*
 - *Weight Units*
 - *Observer 1*: if you are actively fishing on January 1st and have an observer on board, enter the applicable information here
 - *Cruise Number*
 - *Observer 2*: If you are actively fishing on January 1st and have a 2nd observer on board, enter the applicable information here
 - *Cruise Number*
 - *Operator IFQ permit*: enter if applicable to this Voyage
- Click on the *Save* button

Voyage Entry

INFO - 1311: Please enter the following information

User: John Cabot	Company: The Fish Processor	PH: (907) 555-2222	Email: suja.hall@noaa.gov
Logbook ID:	17691580		
Vessel:	46571 DAYBREAK	Federal Fisheries Permit:	4105
Start Date:	<input type="text" value="01/01/2017"/>	Crew Size	<input type="text" value="15"/>
Operator Name:	<input type="text" value="John Cabot"/>	Weight Units:	<input type="text" value="Pounds"/>
Observer 1:	<input type="text"/>	Cruise Number:	<input type="text"/>
Observer 2:	<input type="text"/>	Cruise Number:	<input type="text"/>
Observer 3:	<input type="text"/>	Cruise Number:	<input type="text"/>
Operator Ifq Permit:	<input type="text"/>	Halibut Cdq Permit 1:	<input type="text"/>
Halibut Cdq Permit 2:	<input type="text"/>	Additional Ifq Permit:	<input type="text"/>
Additional Ifq Permit:	<input type="text"/>	Additional Ifq Permit:	<input type="text"/>
Additional Ifq Permit:	<input type="text"/>	Additional Ifq Permit:	<input type="text"/>



Once you have entered the *New Voyage* information and saved it, you will be returned to the *eLogbook* page

- Click on the *Add Gear* button.

eLogbook

INFO - 1301: Report displayed

User: John Cabot	Company: The Fish Processor	PH: (907) 555-2222	Email: suja.hall@noaa.gov
Logbook ID:	17691580		
Vessel:	46571 DAYBREAK	Federal Fisheries Permit:	4105
Voyage Starting:	<input type="text" value="01/01/2017"/>	<input type="button" value="Display"/>	<input type="button" value="New Voyage"/>
<input type="button" value="Edit Voyage"/>	<input type="button" value="Go Active"/>	 <input type="button" value="Add Gear"/>	<input type="button" value="Cancel"/>

Operator Name	Crew Size	Observers
John Cabot	15	

On the *Gear Entry* page enter the following applicable information:

- Gear Code:* 61 (hook and line) or 91 (pot gear)
- Description:* ONLY FOR POT GEAR
- Gear Type:* conventional fixed hook, tub fixed hook, autoline, or snap

- *Length of Skate*
- *Hook Size*: if you have multiple hook sizes, that can now be accounted for using the % fields
- *Hook Spacing*
- *Hooks per Skate*
- *Percent with Swivels*
 - *Swivels on hooks*
 - *Swivels on snaps*
- Click *Save*

If you have more than one gear type, you can add them one after another if you click on the *Save and Continue* button after each entry.

TEST

Release 4.97 Build 1.2760

Gear Entry

INFO - 1311: Please enter the following information

User: John Cabot	Company: The Fish Processor	PH: (907) 555-2222	Email: suja.hall@noaa.gov
Logbook ID:	17691580		
Vessel:	46571 DAYBREAK	Federal Fisheries Permit:	4105
Operator Name	Crew Size	Observers	
John Cabot	15		

Gear Code:

If Gear Code is 91 Pot, please enter the following information:

Description:

If Gear Code is 61 Longline, please enter the following information:

Gear Type Conventional Fixed Hook Tub Fixed Hook Autoline Snap

Length of Skate (feet):

Hook Size: %
 %
 %

Hook Spacing (feet):

Hooks per Skate:


Percent with swivels: Swivels on hooks Swivels on snaps

Go Active

- You will be returned to the *eLogbook* page
- Click on the *Go Active* button if you are actually engaged in fishing activity at this time.
- Enter your *Go Active* date (cannot be in the future)
 - If you are not actively fishing when you register your logbook, you can ignore this step until you do actually *Go Active*.

eLogbook

INFO - 1301: Report displayed


User: John Cabot	Company: The Fish Processor	PH: (907) 555-2222	Email: suja.hall@noaa.gov
Logbook ID:	17691580		
Vessel:	46571 DAYBREAK	Federal Fisheries Permit:	4105
Voyage Starting:	01/01/2017 ▾	Display	New Voyage
Edit Voyage	 Go Active	Add Gear	Cancel

eLogbook

INFO - 1301: Report displayed

User: John Cabot	Company: The Fish Processor	PH: (907) 555-2222	Email: suja.hall@noaa.gov
Logbook ID:	17691580		
Vessel:	46571 DAYBREAK	Federal Fisheries Permit:	4105
Voyage Starting:	01/01/2017 ▾	Display	New Voyage
Edit Voyage		Add Gear	Cancel

Operator Name	Crew Size	Observers
John Cabot	15	

Date	Entries	Last Update Date
01/01/2017 	Go Active	03/08/2017 13:40
01/02/2017		

If you are not actually engaged in fishing activity yet, you will need to **Go Inactive** until you actually begin a fishing trip.

- Click on the date (01/01/2017) in blue text in the first column
- Click on the **Go Inactive** button

eLogbook Entries

INFO - 1301: Report displayed

User: John Cabot	Company: The Fish Processor	PH: (907) 555-2222	Email: suja.hall@noaa.gov
Logbook ID:	17691580		
Vessel:	46571 DAYBREAK	Federal Fisheries Permit:	4105
Date:	01/01/2017		

Entry	Times Comment	Gear	Location	Depths	Mgmt Pgm	Species	Wt/No	Page
Go Active								1
Voyage		John Cabot						

A page will appear requiring a reason for going inactive. Enter the appropriate comment and click on the **Save** button.

eLogbook Go Inactive

INFO - 1311: Please enter the following information

User: John Cabot	Company: The Fish Processor	PH: (907) 555-2222	Email: suja.hall@noaa.gov
Logbook ID:	17691580		
Vessel:	46571 DAYBREAK	Federal Fisheries Permit:	4105
Date:	01/01/2017		

Operator Name	Crew Size	Observers
John Cabot	15	

Inactive Reason Comment:

Checking out logbook for the year. Not yet engaged in fishing activity.

You should create a **New Voyage** when you decide to **Go Active** again.

eLogbook Set Entries

eLogbook


INFO - 1301: Report displayed

User: John Cabot	Company: The Fish Processor	PH: (907) 555-2222	Email: suja.hall@noaa.gov
-------------------------	------------------------------------	---------------------------	----------------------------------

Logbook ID:	17691580		
Vessel:	46571 DAYBREAK	Federal Fisheries Permit:	4105
Voyage Starting:	01/01/2017 ▾	<input type="button" value="Display"/>	<input type="button" value="New Voyage"/>
	<input type="button" value="Edit Voyage"/>	<input type="button" value="Add Gear"/>	<input type="button" value="Cancel"/>

Operator Name	Crew Size	Observers
John Cabot	15	

Date	Entries	Last Update Date
01/01/2017	Go Active Go Inactive	03/08/2017 13:40
01/02/2017	Inactive thru 01/31/2017	
02/01/2017	Go Active	03/08/2017 14:08
02/02/2017		
02/03/2017		

 Clicking on the date in blue text will take you to the *Set Entry* page.

You will be taken to the page shown below where you will need to click on the **Add Set** button to begin making your entries.

eLogbook Entries

INFO - 1301: Report displayed

User: John Cabot	Company: The Fish Processor	PH: (907) 555-2222	Email: suja.hall@noaa.gov
-------------------------	------------------------------------	---------------------------	----------------------------------

Logbook ID:	17691580		
Vessel:	46571 DAYBREAK	Federal Fisheries Permit:	4105
Date:	02/01/2017		

Entry	Times Comment	Gear	Location	Depths	Mgmt Pgm	Species	Wt/No	Page
Go Active								3

<input type="button" value="Add Set"/>	<input type="button" value="Add Comment"/>	<input type="button" value="Go Inactive"/>	<input type="button" value="Back to Main eLogbook"/>
<input type="button" value="Add Offload"/>	<input type="button" value="Add IPHC Sample"/>		
<input type="button" value="Display PDF"/>	<input type="button" value="Add Flow Scale Test"/>		

Set Deploy

Enter the following information:

- The *Set Number* will auto-fill for you but can be modified as needed
- *Gear Type* can be selected from the drop down menu if you have more than one type
- *Management Program* (no need to enter management *Program ID* unless fishing under a CDQ program)
- *Time set* (needs to be in military format)
- *Begin* and *End Depths*
- *Begin Latitude* and *Begin Longitude* (there are multiple ways to enter lat/long, see table at the end of this section)
- *Begin/End Buoy* numbers - this is an Optional field
- *End Latitude* and *End Longitude* (there are multiple ways to enter lat/long, see table at the end of this section)
- *Bird Avoidance Gear* select the appropriate one from the drop down menu
- *Federal Reporting Area*
- *Target Species* - more than one can be entered as applicable
- *Number of Skates or Pots Set*

Click on *Save* when you're done.

Set Deploy Entry

INFO - 1311: Please enter the following information

User: John Cabot	Company: The Fish Processor	PH: (907) 555-2222	Email: suja.hall@noaa.gov
Logbook ID:	17691580		
Vessel:	46571 DAYBREAK	Federal Fisheries Permit:	4105
Date:	02/01/2017		

Set Number:	<input type="text" value="1"/>	Target Species: <small>Species Codes</small>	<input type="text" value="200"/> <input type="text" value="710"/>	Bird Avoidance Gear:	<input type="text" value="0 No Deterrent Used"/>
Management Program <small>Management Program Codes</small>	<input type="text" value="IFQ"/>	Mgmt Program ID	<input type="text"/>		
Time Set:	<input type="text" value="02:15"/>	Begin Latitude:	<input type="text" value="51 47.86"/>	Begin Longitude:	<input type="text" value="-174 24.29"/>
Begin Buoy or Bag Number:	<input type="text" value="1"/>	End Buoy or Bag Number:	<input type="text" value="5"/>		
Federal Reporting Area:	<input type="text" value="541"/>	End Latitude:	<input type="text" value="51 46.14"/>	End Longitude:	<input type="text" value="-174 32.56"/>
Begin Depth:	<input type="text" value="300"/> FM	End Depth:	<input type="text" value="325"/> FM		
Gear			Number of Skates or Pots Set		
<input type="text" value="61A tb, 1600 ft skate, #12 hooks, 640 per skate"/>			<input type="text" value="10"/>		
<input type="text"/>			<input type="text"/>		
<input type="text"/>			<input type="text"/>		

- You will be taken back to the *eLogbook Entries* page as shown below.

eLogbook Entries

INFO - 1301: [Report displayed](#)

User: John Cabot	Company: The Fish Processor	PH: (907) 555-2222	Email: suja.hall@noaa.gov
Logbook ID:	17691580		
Vessel:	46571 DAYBREAK	Federal Fisheries Permit:	4105
Date:	02/01/2017		

Entry	Times Comment	Gear	Location	Depths	Mgmt Pgm	Species	Wt/No	Page
Go Active								3
Gear		61 Longline (hook and line)						
Set 1	02:15 -	61A	51 47.9 N 174 24.3 W 51 46.1 N 174 32.6 W 541	300 / 325	IFQ	200 710		4

[Click here to return to the Set Deploy screen so you can add your retrieval information](#)

Add Set	Add Comment	Go Inactive	Back to Main eLogbook
	Add Offload	Add IPHC Sample	
Display PDF	Add Flow Scale Test		

- Click on Set 1 in blue text to return to the Set Deploy screen. Click on the Add Retrieval button.

Set Deploy Entry

INFO - 1311: Please enter the following information

User: John Cabot	Company: The Fish Processor	PH: (907) 555-2222	Email: suja.hall@noaa.gov
Logbook ID:	17691580		
Vessel:	46571 DAYBREAK	Federal Fisheries Permit:	4105
Date:	02/01/2017		

Set Number:	1	Target Species: <small>Species Codes</small>	200 710	Bird Avoidance Gear:	0 No Deterrent Used
Management Program <small>Management Program Codes</small>	IFQ	Mgmt Program ID			
Time Set:	02:15	Begin Latitude:	51 47.9 N	Begin Longitude:	174 24.3 W
Begin Buoy or Bag Number:	1	End Buoy or Bag Number:			
Federal Reporting Area:	541	End Latitude:	51 46.1 N	End Longitude:	174 32.6 W
Begin Depth:	300 FM	End Depth:	325 FM		
Gear			Number of Skates or Pots Set		
61A tb, 1600 ft skate, #12 hooks, 640 per skate			10		

Set Retrieval Entry

- Enter the *Time Hauled*
- Enter the *Hail Weight* [Longline/Pot Gear Catcher Processor eLogbook Instructions for eLandings](#)
- Enter *Number of Skates or Pots Lost*
- Enter the *Flow Scale Weight*

Set Retrieval Entry

ERROR - 2448: Flow scale weight is required

User: John Cabot	Company: The Fish Processor	PH: (907) 555-2222	Email: suja.hall@noaa.gov
Logbook ID:	17691580		
Vessel:	46571 DAYBREAK	Federal Fisheries Permit:	4105
Date:	02/01/2017		
Set Number:	1	Target Species:	200 710
Management Program	IFQ	Bird Avoidance Gear:	0
Time Set:	02/01 02:15	Mgmt Program ID	
Begin Latitude:	51 47.9 N	Begin Longitude:	174 24.3 W
Begin Buoy or Bag Number:	1	End Buoy or Bag Number:	5
Federal Reporting Area:	541	End Latitude:	51 46.1 N
		End Longitude:	174 32.6 W
Begin Depth:	300 FM	End Depth:	325 FM
Gear	Number of Skates or Pots Set	Number of Skates or Pots Lost	
61A tb, 1600 ft skate, #12 hooks, 640 per skate	10	<input type="text" value="0"/>	
Time Hauled:	<input type="text" value="2/2 06:30"/>	Hail Weight:	<input type="text" value="3256"/> LB
		Flow Scale Weight:	<input type="text" value="3255"/> MT
<input type="button" value="Save"/>		<input type="button" value="Cancel"/>	

If you have a haul that crosses days:

- In the *Time Hauled* data field enter the day in mm/dd format, hit the space bar once and enter the time the set was retrieved.
- You can see the proper format in the example below.

Time Hauled:	<input type="text" value="2/2 06:30"/>
---------------------	--

After saving the Haul Retrieval you will be brought back to the eLogbook Entry screen.

- You will need to click on *Set 1* to return to that screen so you can access the *Add Catch* button.

Entry	Times Comment	Gear	Location	Depths	Mgmt Pgm	Species	Wt/No	Page
Go Active								3
Gear		61 Longline (hook and line)						
Set 1	02:15 - 02/02 06:30	61A	51 47.9 N 174 24.3 W 51 46.1 N 174 32.6 W 541	300 / 325	IFQ	200 710	3,256.000 320.000	4

Catch Entry

- Click on the *Add Catch* button

Set Deploy Entry

INFO - 1311: Please enter the following information

User: John Cabot	Company: The Fish Processor	PH: (907) 555-2222	Email: suja.hall@noaa.gov
Logbook ID:	17691580		
Vessel:	46571 DAYBREAK	Federal Fisheries Permit:	4105
Date:	02/01/2017		

Set Number:	1	Target Species: <small>Species Codes</small>	200 710	Bird Avoidance Gear:	0 No Deterrent Used
Management Program <small>Management Program Codes</small>	IFQ	Mgmt Program ID			
Time Set:	02:15	Begin Latitude:	51 47.9 N	Begin Longitude:	174 24.3 W
Begin Buoy or Bag Number:	1	End Buoy or Bag Number:			
Federal Reporting Area:	541	End Latitude:	51 46.1 N	End Longitude:	174 32.6 W
Begin Depth:	300 FM	End Depth:	325 FM		

Gear	Number of Skates or Pots Set	Number of Skates or Pots Lost
61A tb, 1600 ft skate, #12 hooks, 640 per skate	10	0


Time Hauled:	02/02 06:30	Hail Weight:	3,256 LB
		Flow Scale Weight:	320.000 MT

Enter the following information:

- Species code
- Weight (units can be changed by using the drop down menu)
- Count (Id salmon species)
- Disposition code (what you intend to do with the fish)

Click on Save.

Entry	Species <small>Species Codes</small>	Condition <small>Sablefish Only 07/08 Condition Codes</small>	Weight	Count	Disposition <small>Disposition Codes</small>
1	<input type="text" value="200"/>	<input type="text"/>	<input type="text" value="2000"/> Pounds ▾	<input type="text"/>	<input type="text" value="60"/>
2	<input type="text" value="710"/>	<input type="text" value="07"/>	<input type="text" value="1256"/> Pounds ▾	<input type="text"/>	<input type="text" value="60"/>
3	<input type="text" value="420"/>	<input type="text"/>	<input type="text"/> Pounds ▾	<input type="text" value="3"/>	<input type="text" value="86"/>
4	<input type="text"/>	<input type="text"/>	<input type="text"/> Pounds ▾	<input type="text"/>	<input type="text"/>
5	<input type="text"/>	<input type="text"/>	<input type="text"/> Pounds ▾	<input type="text"/>	<input type="text"/>
6	<input type="text"/>	<input type="text"/>	<input type="text"/> Pounds ▾	<input type="text"/>	<input type="text"/>



To download the instructions, click on the link below:

[Longline+Pot Gear Catcher Processor eLogbook Instructions for eLandings.pdf](#)



pot × elogbook × longline ×