

# Integrated Registration Services (IRES) Internet Screen Package



**Integrated Registration Services (IRES)**

OMB Clearance Package OMB# 0960-0626

### Revision History

Date	Document Version	Release #	Description	Author(s)
04/16/18	1.3		Updated all screens with exception of the ones related to cell phone updates (additional test data required).	Quaid Mehirdel
04/13/18	1.2		Updated Screen to # 70	Quaid Mehirdel
04/11/18	1.1		Updated Screen #'s 4-8	Quaid Mehirdel
04/10/18	1.0		Started to sync screens with current VAL.	Quaid Mehirdel

## Table of Contents

REVISION HISTORY.....	2
TABLE OF CONTENTS.....	3
SCREEN REQUIREMENTS.....	6
1.0 LOG IN TO BSO.....	7
2.0 FORGOT PASSWORD.....	8
3.0 LOG OUT OF BSO.....	9
4.0 USER REGISTRATION ATTESTATION.....	10
5.0 CREATE A LOGIN ACCOUNT – STEP 1: PROVIDE INFORMATION.....	11
6.0 CREATE A LOGIN ACCOUNT – STEP 2: CREATE YOUR PASSWORD.....	12
7.0 CREATE A LOGIN ACCOUNT – STEP 3: REVIEW & SUBMIT.....	13
8.0 CREATE A LOGIN ACCOUNT – STEP 4: PRINT YOUR USER ID.....	14
9.0 COMPLETE PHONE REGISTRATION ATTESTATION.....	15
10.0 COMPLETE PHONE REGISTRATION.....	16
11.0 COMPLETE PHONE REGISTRATION - SUCCESSFUL.....	17
12.0 BSO USER REGISTRATION, LOGIN, AND EMPLOYER INFORMATION HELP TOPICS.....	18
13.0 VIEW/EDIT ACCOUNT INFORMATION.....	21
14.0 EDIT PERSONAL & CONTACT INFORMATION.....	22
15.0 EDIT PERSONAL & CONTACT INFORMATION – CONFIRMATION.....	23
16.0 EDIT SECURITY QUESTIONS & ANSWERS.....	24
17.0 EDIT SECURITY QUESTIONS & ANSWERS – CONFIRMATION.....	25
18.0 REQUEST ACCESS TO BSO SERVICES – SELECT SUITE OF SERVICES.....	26
19.0 REQUEST ACCESS TO BSO SERVICES – EMPLOYER INFORMATION IS REQUIRED.....	27
20.0 REQUEST ACCESS TO BSO SERVICES – EMPLOYER INFORMATION NOT AVAILABLE (MEF FAILURE).....	28
21.0 REQUEST ACCESS TO BSO SERVICES - EMPLOYER ADDRESS NOT AVAILABLE (PENDING EIN ADDRESS).....	29
22.0 REQUEST ACCESS TO BSO SERVICES - AGE RESTRICTION.....	30
23.0 REQUEST ACCESS TO BSO SERVICES - EMPLOYER INFORMATION (PAGE 1 OF 3).....	31
24.0 REQUEST ACCESS TO BSO SERVICES - REPORT WAGES TO SOCIAL SECURITY/VIEW WAGE REPORT NAME/SSN ERRORS (PAGE 2 OF 3).....	32
25.0 25. REQUEST ACCESS TO BSO SERVICES - SOCIAL SECURITY NUMBER VERIFICATION SERVICE (SSNVS) (PAGE 3 OF 3).....	33
26.0 REQUEST ACCESS TO BSO SERVICES - COMPLETE FORM SSA-1694 BUSINESS TAXPAYER INFORMATION FORM (PAGE 4 OF 4).....	34
27.0 REQUEST ACCESS TO BSO SERVICES - INTERNET REPRESENTATIVE PAYEE (PAGE 5 OF 5).....	35
28.0 REQUEST ACCESS TO BSO SERVICES - REQUEST SUMMARY.....	36
29.0 REQUEST ACCESS TO BSO SERVICES CONFIRMATION.....	37
30.0 MAIN MENU-WITHOUT SERVICES.....	38
31.0 MAIN MENU-WITH SERVICES.....	39

32.0 SOCIAL SECURITY NUMBER VERIFICATION SERVICE.....40

33.0 FORM SSA-1694 REQUEST FOR BUSINESS ENTITY TAXPAYER INFORMATION.....41

34.0 INTERNET REPRESENTATIVE PAYEE ACCOUNTING.....42

35.0 ENTER ACTIVATION CODE(S) FOR THE APPOINTED REPRESENTATIVE.....43

36.0 APPOINTED REPRESENTATIVE SERVICES - MAIN MENU.....44

37.0 VIEW / EDIT SERVICES – NO SERVICES AVAILABLE.....45

38.0 REQUEST NEW SERVICES.....46

39.0 REMOVE ACCESS TO BSO SERVICES.....47

40.0 REMOVE ACCESS TO BSO SERVICES SUCCESSFUL.....48

41.0 ACTIVATE ACCESS TO BSO SERVICES - NO SERVICES AVAILABLE.....49

42.0 ACTIVATE ACCESS TO BSO SERVICES.....50

43.0 ACTIVATE ACCESS TO BSO SERVICES SUCCESSFUL.....51

44.0 VIEW PENDING SERVICES - RE-REQUEST ACTIVATION CODE - WITHOUT SERVICES.....52

45.0 VIEW PENDING SERVICES - RE-REQUEST ACTIVATION CODE - WITH SERVICES.....53

46.0 VIEW PENDING SERVICES - CONFIRMATION OF ACTIVATION CODE NOTICE RE-REQUEST.....54

47.0 ENTER TEXT-ENABLED CELL PHONE.....55

48.0 EMPLOYER INFORMATION ATTESTATION.....56

49.0 ADD EMPLOYER.....57

50.0 ADD EMPLOYER INFORMATION SUCCESSFUL.....58

51.0 UPDATE YOUR EMPLOYER INFORMATION.....59

52.0 UPDATE YOUR EMPLOYER INFORMATION.....60

53.0 REMOVE YOUR EMPLOYER INFORMATION.....61

54.0 REMOVE YOUR EMPLOYER INFORMATION SUCCESSFUL.....62

55.0 VIEW/EDIT ACCOUNT.....63

56.0 EDIT PERSONAL & CONTACT INFORMATION.....64

57.0 EDIT PERSONAL & CONTACT INFORMATION – CONFIRMATION.....65

58.0 CHANGE TEXT-ENABLED CELL PHONE NUMBER - OPTION 1 SELECTED.....66

59.0 CHANGE TEXT-ENABLED CELL PHONE NUMBER - STEP 1: ENTER ONE-TIME PASSWORD.....67

60.0 CHANGE TEXT-ENABLED CELL PHONE NUMBER - STEP 2: PROVIDE A NEW CELL PHONE NUMBER...68

61.0 CHANGE TEXT-ENABLED CELL PHONE NUMBER - STEP 2: PROVIDE A NEW CELL PHONE NUMBER –  
FAIL 69

62.0 CHANGE TEXT-ENABLED CELL PHONE NUMBER - STEP 3: VERIFY YOUR NEW CELL PHONE NUMBER  
70

63.0 CHANGE TEXT-ENABLED CELL PHONE NUMBER - STEP 3: VERIFY YOUR NEW CELL PHONE NUMBER -  
FAIL 71

64.0 CHANGE TEXT-ENABLED CELL PHONE NUMBER - STEP 4: CONFIRMATION.....72

65.0 CHANGE TEXT-ENABLED CELL PHONE NUMBER - OPTION 2 SELECTED.....73

66.0 CHANGE TEXT-ENABLED CELL PHONE NUMBER - STEP 1: ENTER ONE-TIME PASSWORD.....74

67.0 CHANGE TEXT-ENABLED CELL PHONE NUMBER - OPTION 3 SELECTED.....75

68.0 CHANGE TEXT-ENABLED CELL PHONE NUMBER - REQUEST A NOTICE TO CHANGE YOUR CELL  
PHONE NUMBER.....76

69.0 CHANGE TEXT-ENABLED CELL PHONE NUMBER - A NOTICE WILL BE MAILED TO YOU TO CHANGE YOUR TEXT-ENABLED CELL PHONE NUMBER.....77

70.0 EDIT SECURITY QUESTIONS.....78

71.0 EDIT SECURITY QUESTIONS – CONFIRMATION.....79

72.0 CHANGE PASSWORD.....80

73.0 PASSWORD CHANGE SUCCESSFUL.....81

74.0 DISABLE ACCOUNT.....82

75.0 DISABLE ACCOUNT – ERROR.....83

76.0 DISABLE ACCOUNT – CONFIRMATION.....84

77.0 USER IDENTIFICATION DEACTIVATED.....85

78.0 FORGOT PASSWORD UPDATE SUCCESSFUL.....86

79.0 REQUEST PASSWORD BY MAIL.....87

80.0 PASSWORD BY MAIL SUCCESS.....88

81.0 CHANGE PASSWORD.....89

82.0 PASSWORD CHANGE SUCCESSFUL.....90

83.0 REACHED LIMIT OF ATTEMPTS.....91

84.0 ALREADY REGISTERED.....92

85.0 SYSTEM FAILURE.....93

86.0 PAPERWORK REDUCTION ACT STATEMENT – ONLINE REGISTRATION.....94

87.0 PAPERWORK REDUCTION ACT STATEMENT – PHONE REGISTRATION.....95

88.0 PRIVACY ACT STATEMENT.....96

**SCREEN REQUIREMENTS**

This document contains the all the screen shots for IRES Internet only. The screen shots are based on what was in the Validation environment as of July 2021.

# 1.0 LOG IN TO BSO (UPDATE)

Social Security Online  
www.socialsecurity.gov

Business Services Online  
BSO Welcome | BSO Information | Keyboard Navigation

## Log In to Online Services

For your security, please log out of the application and close all Internet windows when you are finished.

### New User?

You must create an account to use this website. Once you do, you will be provided a User ID to log in to our online services.

To create new account you will need to:

- Provide personal information
- Provide contact information
- Create your password and security questions

[Create Log In Account](#)

Did you register with SSA by [phone or paper form](#) and need to create a password?

### Existing User?

Please log in below:

User ID:

Password:

[Forgot user ID?](#)

[Forgot your password?](#)

**User Certification:**

I understand that the Social Security Administration (SSA) will validate the information I provide against the information in SSA's files.

I have read & agree to these terms.

www.socialsecurity.gov

BSO Welcome | BSO Information | Keyboard Navigation

HELP

# 2.0 FORGOT PASSWORD

Social Security Online

## Business Services Online

[www.socialsecurity.gov](http://www.socialsecurity.gov)

[BSO Welcome](#) | [BSO Information](#) | [Keyboard Navigation](#)

[HELP](#)



### Forgot Password

#### Online Services Availability

- Monday-Friday: 5 AM - 1 AM ET
- Saturday: 5 AM - 11 PM ET
- Sunday: 8 AM - 11:30 PM ET

#### Request to replace forgotten password

To select a new password, you must answer three random questions that your previously supplied answers to. If you correctly answer the questions you will be allowed to select a new password.

WHAT IS THE NAME OF YOUR FIRST NEPHEW? :

WHAT IS THE NAME OF YOUR FIRST NIECE? :

WHAT IS THE MIDDLE NAME OF YOUR MOTHER? :

#### Choose your new password

Input New Password:

Confirm New Password:

To maintain a secure system, your password needs to meet the following requirements:

- Must contain exactly **8 characters**
- Must contain **only numbers and letters**
- Must contain **at least 1 number and 1 letter**
- Is **not case sensitive**

[www.socialsecurity.gov](http://www.socialsecurity.gov)

[BSO Welcome](#) | [BSO Information](#) | [Keyboard Navigation](#)



### 3.0 LOG OUT OF BSO (UPDATE)

Social Security Online  
www.socialsecurity.gov

Business Services Online  
Main Menu | Contact Us | BSO Information | Keyboard Navigation

BECKY SWEDLUND

Log Out

Manage Account

- View/Edit Account Info
- Change Password
- Disable Account

Manage Services

- View/Edit Services
- Request New Services
- View Pending Services
- Enter Activation Codes

Manage Employer Information

- Add/Update Employer Information

Log Out of BSO

For your security, please log out of the application and close all Internet windows when you are finished.

Are you sure you want to log out of Business Services Online?

No Yes

www.socialsecurity.gov

## 4.0 USER REGISTRATION ATTESTATION (UPDATE)

Social Security Online  
www.socialsecurity.gov

Business Services Online  
BSO Welcome | BSO Information | Keyboard Navigation

HELP



### User Registration Attestation

Please read the following information about registering to use Business Services Online.

#### Registering for Business Services

To obtain a User ID and password, complete the registration form and select the submit button on the following page. The information you submit will be verified against our records.

Upon successful registration, you will have your User ID and password.

You may update your registration information or change your password at any time.

I understand that the Social Security Administration (SSA) will validate the information I provide against the information in SSA's files.

#### User Certification for SSA Business Services Online

I certify that:

- I understand that SSA may prevent me from using these services if SSA determines or suspects there has been misuse of these services.
- I understand that I may be subject to penalties if I submit fraudulent information.
- I am aware that any person who knowingly and willingly makes any representation to falsely obtain information from Social Security records and/or intends to deceive the Social Security Administration as to the true identity of an individual could be punished by a fine or imprisonment, or both.

By selecting the "I Accept" button, you certify that you have read, understand and agree to the user certification of Business Services Online.

www.socialsecurity.gov

# 5.0 CREATE A LOGIN ACCOUNT - STEP 1: PROVIDE INFORMATION (UPDATE)



## Create a Login Account

OMB No. 0950-0596  
[Paperwork Reduction Act](#)

### Step 1: Provide Information

[Privacy Act Statement](#)

The information you provide will be compared against our records in order to verify your identity.  
\* Indicates required information

#### Create an Account

1. Provide Information
2. Create Password
3. Review and Submit
4. Print User ID

#### Personal Information

\*First  Middle  \*Last  Suffix  \*Name:

\*Date of Birth:

mmddyyyy

\*Social Security Number (SSN):

XXXXXXXX

[More information](#)

#### Personal Contact Information

\*Country:

United States

\*Home Street Address:

\*City:

\*State:

\*Zip Code:

Ext.:

AR

\*Daytime Phone Number:

Extension:

Fax Number:

\*Email Address:

[Why do you need an email address?](#)

Cancel & Exit

Next

# 6.0 CREATE A LOGIN ACCOUNT - STEP 2: CREATE YOUR PASSWORD (UPDATE)

Social Security Online  
www.socialsecurity.gov

Business Services Online  
BSO Welcome | BSO Information | Keyboard Navigation

HELP

---

**Create an Account**

1. [Provide Information](#)
2. **Create Password**
3. Review and Submit
4. Print User ID

**Create a Login Account**

**Step 2: Create Your Password**

Your password will be used to log in to online services; your User ID will be provided to you.  
\* Indicates required information

**\*Enter Password:**

**\*Re-enter Password:**

**Security Questions and Answers**  
The security questions and answers you select will be used to validate your identity in case you forget your password.

**\*Question 1:**  
Select a Question

**\*Answer 1:**

**\*Question 2:**  
Select a Question

**\*Answer 2:**

**\*Question 3:**  
Select a Question

**\*Answer 3:**

**\*Question 4:**  
Select a Question

**\*Answer 4:**

**\*Question 5:**  
Select a Question

**\*Answer 5:**

**Your Password:**

- Must contain exactly **8 characters**
- Must contain **only numbers and letters**
- Must contain **at least 1 number and 1 letter**
- Must **not be a commonly used password**
- Is **not case sensitive**

---

Back
Cancel & Exit
Next

www.socialsecurity.gov

# 7.0 CREATE A LOGIN ACCOUNT - STEP 3: REVIEW & SUBMIT (UPDATE)

Social Security Online  
www.socialsecurity.gov

**Create an Account**

- 1 [Provide Information](#)
- 2 [Create Password](#)
- 3 **Review and Submit**
- 4 [Print User ID](#)

Business Services Online  
BSO Welcome | BSO Information | Keyboard Navigation

**Create a Login Account**

**Step 3: Review & Submit**

Please verify that the information you provided is correct.

**Personal & Contact Information** [Edit Personal Information](#)

---

Name: ROBERT S BIRMINGHAM  
 Date of Birth: 06/05/1961  
 SSN: 018-80-7105  
 Country: United States  
 Home Street Address: 12 FINE GLEN TER  
 City, State, Zip: WALLINGFORD, CT 06492  
 Daytime Phone Number: (443) 779-9797  
 Fax Number:  
 Email: quang.nguyen-002@ssa.gov

**Security Questions and Answers** [Edit Security Information](#)

---

Question 1: WHAT IS THE NAME OF YOUR FIRST NEPHEW?  
 Answer 1: AFDFEA  
 Question 2: WHAT IS THE MIDDLE NAME OF YOUR MOTHER?  
 Answer 2: FARHSFHFS  
 Question 3: WHAT WAS YOUR HIGH SCHOOL MASCOT?  
 Answer 3: RAYYGAG  
 Question 4: WHAT IS THE NAME OF THE HIGH SCHOOL YOU ATTENDED?  
 Answer 4: EIOKGFQ  
 Question 5: WHAT IS YOUR ASTROLOGICAL SIGN?  
 Answer 5: PKHARRAR

**User Certification for Online Services**

I understand that the Social Security Administration (SSA) will validate the information I provide against the information in SSA's files.

I certify that:

- I understand that I may be subject to penalties if I submit fraudulent information.
- I understand that SSA may prevent me from using these services if SSA determines or suspects there has been misuse of the services.
- I am aware that any person who knowingly and willfully makes any representation to falsely obtain information from Social Security records and/or intends to deceive the Social Security Administration as to the true identity of an individual could be punished by a fine or imprisonment, or both.
- I am authorized to do business under this User ID.

*By checking the box below you certify that you have read, understand and agree to the user certification of Business Services Online.*

I Accept

[Back](#) [Cancel & Exit](#)
[Submit](#)

## 8.0 CREATE A LOGIN ACCOUNT - STEP 4: PRINT YOUR USER ID (UPDATE)

Social Security Online  
www.socialsecurity.gov

Business Services Online  
BSO Welcome | BSO Information | Keyboard Navigation



### Create a Login Account

#### Step 4: Print your User ID

#### Create an Account

1. Provide Information
2. Create Password
3. Review and Submit
4. **Print User ID**

**Thank you! You have successfully created a login account.**  
The User ID below has been assigned to you:

**User ID: 4HQ9BKPX**

#### Please secure this User ID for your future use.

You must enter the above User ID and your self-selected Password each time you log in and access online services.  
[Print a confirmation Receipt](#)

#### What's Next?

Now that you've created a log in account for Online Services, you will need to tell us what functions and services you require to do your work.

Depending on the services that you are requesting, you may be required to provide additional information about yourself or the organizations that you represent.

[Next](#)

www.socialsecurity.gov

## 9.0 COMPLETE PHONE REGISTRATION ATTESTATION (UPDATE)



### Complete Phone Registration Attestation

Please read the following information about registering to use Business Services Online.

#### Registering for Business Services

To obtain a User ID and password, complete the registration form and select the submit button on the following page. The information you submit will be verified against our records.

Upon successful registration, you will have your User ID and password.

You may update your registration information or change your password at any time.

I understand that the Social Security Administration (SSA) will validate the information I provide against the information in SSA's files.

#### User Certification for SSA Business Services Online

I certify that:

- I understand that SSA may prevent me from using these services if SSA determines or suspects there has been misuse of these services.
- I understand that I may be subject to penalties if I submit fraudulent information.
- I am aware that any person who knowingly and willingly makes any representation to falsely obtain information from Social Security records and/or intends to deceive the Social Security Administration as to the true identity of an individual could be punished by a fine or imprisonment, or both.

By selecting the "I Accept" button, you certify that you have read, understand and agree to the user certification of Business Services Online.

# 10.0 COMPLETE PHONE REGISTRATION (UPDATE)



## Complete Phone Registration

OMB No. 0960-0626  
[Paperwork Reduction Act](#)

A User Identification (User ID) and password are required to use Online Services. Your User ID was issued during the registration process. You must now choose your personal password to complete registration.

\* Indicates required information

\*User ID:

\*First Name:

\*Last Name:

\*Social Security Number:

(If you do NOT have an SSN leave this field blank.)

\*Date of Birth

(MMDDYYYY)

\*Enter Password:

\*Re-enter Password:

**Your Password:**

- Must contain exactly **8 characters**
- Must contain **only numbers and letters**
- Must contain **at least 1 number and 1 letter**
- Must **not be a commonly used password**
- Is **not case sensitive**



# 11.0 COMPLETE PHONE REGISTRATION - SUCCESSFUL (UPDATE)



## Phone Registration Successful

Your phone registration is complete.

Your password will expire on **October 29, 2024**.

You must change your password before this date to prevent it from expiring.

[BSO Welcome](#)

[Login](#)

# 12.0 BSO USER REGISTRATION, LOGIN, AND EMPLOYER INFORMATION HELP TOPICS (UPDATE)

Social Security Online  
www.socialsecurity.gov

Business Services Online  
BSO Welcome | BSO Information | Keyboard Navigation



## BSO User Registration, Login, and Employer Information Help Topics

- Index**  
[User Registration Questions](#)  
[Employer Information Questions](#)  
[EIN Questions](#)  
[Self Employed Questions](#)  
[Third Party Filer Questions](#)  
[Volunteer Questions](#)  
[Household Employers Questions](#)  
[User ID Questions](#)  
[Password Questions](#)  
[Login Questions](#)  
[Browser Questions](#)

**User Registration Questions:**

- Q1 [Who has to register?](#)
- Q2 [Where can I find more information on how to fill out the User Registration Form?](#)
- Q3 [When I register is the User ID issued to my company or to me?](#)
- Q4 [When can I register?](#)
- Q5 [How do I register?](#)
- Q6 [What information do I need to register?](#)
- Q7 [How old must I be to register?](#)
- Q8 [Why do you need my SSN?](#)
- Q9 [I live in another country and I do not have an SSN. How can I register for a User ID and password?](#)
- Q10 [Why do you need my e-mail address?](#)
- Q11 [Why do I need to provide Knowledge Based Authentication \(KBA\) questions and answers?](#)

**Employer Information Questions:**

- Q12 [What information do I need to associate an Employer?](#)
- Q13 [Why do I have to supply my EIN?](#)
- Q14 [What Business Services are available to registered users?](#)
- Q15 [When I try to add employer information I receive a message that I'm already registered?](#)

**EIN Questions:**

- Q16 [My company has multiple EINs. Which one do I enter on the registration screen?](#)
- Q17 [My company has applied for an EIN but hasn't received it yet. Can I register for a User ID/Password?](#)

**Self-employed Questions:**

- Q18 [Can self-employed individuals register using the Internet?](#)
- Q19 [I am self-employed, but have an EIN. Can I register using the Internet?](#)

**Third Party Filer Questions:**

- Q20 [I am a third party filer \(accountant, CPA etc.\). Do I need a User ID for each company I am doing business for?](#)

**Volunteer Questions:**

- Q21 [I am a volunteer who works for an organization such as a church. Can I register for a User ID?](#)

**Household Employers Questions:**

- Q22 [Can household employers register using the Internet?](#)
- Q23 [I have a User ID because I report wages for my employer. I also have a household employee. Do I need another User ID to report wages for a household employee?](#)
- Q24 [I am a household employer and have an EIN to report wages for my employee, but I do not work under that EIN. How do I register?](#)
- Q25 [I have an EIN for my own business and have a household employee as well. How do I register?](#)

**User ID Questions:**

- Q26 [How do I use my User ID?](#)
- Q27 [Can I have more than one User ID?](#)
- Q28 [How long does it take to get my User ID/Password?](#)
- Q29 [Will I need to renew my Password?](#)
- Q30 [How long is my User ID valid?](#)
- Q31 [What happens if my User ID expires?](#)
- Q32 [What happens if my User ID is deactivated?](#)

**Password Questions:**

- Q33 [Why do I need a password?](#)
- Q34 [How long should I wait to receive my password?](#)
- Q35 [What do I do if I forgot my password?](#)

**Login Questions:**

- Q36 [I tried several times to login and I received a message that says, "You have reached the limit on number of attempts." What do I do now?](#)

**Browser Questions:**

- Q37 [What is 128-bit encryption and why do I need it?](#)
- Q38 [How can I tell if I have 128-bit encryption?](#)
- Q39 [I do not have 128-bit encryption. What should I do?](#)

[Close Browser Window](#)

Didn't find the answers you were looking for?

You can call 1-800-772-6270 Monday through Friday, 7:00 a.m. to 5:30 p.m. Eastern Time to speak with Employer Customer Service personnel. For TDD/TTY call 1-800-325-0778.

**User Registration Questions:**

**Q 1. Who has to register?**

- A1. All individuals interested in using the [services](#) available within the Business Services Online (BSO).  
[Return to Help Topics List](#)

**Q 2. Where can I find more information on how to fill out the registration form?**

A2. To receive more information:  
 1. Select the link within the sentence at the top of the User Registration form, "Select this link for more help with completing this form" to access the BSO User Registration Help form. You may also access BSO User Registration Help Topics by selecting the BSO Help link in the upper right corner of the screen.  
 2. SSA Customer Service  
 Call 1-800-772-6270 Monday through Friday, 7:00 a.m. to 5:30 p.m. Eastern Time to speak with Employer Customer Service personnel. For TDD/TTY call 1-800-325-0778.  
[Return to Help Topics List](#)

**Q 3. When I register, is the User ID issued to my company or to me?**

A3. The User ID is issued to you. Each individual must register and will have his/her own User ID. In addition, an individual may work for several companies and have multiple User IDs, one for each company.  
[Return to Help Topics List](#)

**Q 4. When can I register?**

A4. Registration is available year round.  
[Return to Help Topics List](#)

**Q 5. How do I register?**

A5. You can register by choosing one of two methods:  
 1. Online  
 Access Business Services Online (BSO) at <http://www.socialsecurity.gov/bsowelcome.htm>  
 2. SSA Customer Support.  
 Call 1-800-772-6270 Monday through Friday, 7:00 a.m. to 5:30 p.m. Eastern Time to speak with Employer Customer Service personnel. For TDD/TTY call 1-800-325-0778.  
[Return to Help Topics List](#)

**Q 6. What information do I need to register?**

A6. You will need to supply the following information:  
 1. Name (First Name, Middle Initial and Last Name) as shown on your Social Security Card.  
 2. SSN  
 3. Date of birth  
 4. Address (Street Address, City, Country, State abbreviation, Zip Code) where you want to receive correspondence  
 5. User's phone number  
 6. User's E-mail address  
 7. User's Fax number  
 8. Selection of five Knowledge Based Authentication (KBA) questions from a provided list of ten questions  
 9. Answers to the five KBA questions selected  
 10. Self-selected password  
[Return to Help Topics List](#)

**Q 7. How old must I be to register?**

A7. Anyone can register; however, you must be 18 or older to request access to certain business services. If you are under 18, and you are requesting access to specific business services, you will be instructed to validate your work authorization.  
[Return to Help Topics List](#)

**Q 8. Why do you need my SSN?**

A8. We use your SSN to identify you and authenticate you. It also helps us to ensure the privacy of your information.  
[Return to Help Topics List](#)

**Q 9. I live in another country and I do not have an SSN. Can I register for a User ID and password?**

A9. Yes, you can register by choosing one of two methods:  
 1. Online  
 Access Business Services Online (BSO) at <http://www.socialsecurity.gov/bsowelcome.htm>  
 2. SSA Customer Support.  
 Call 1-800-772-6270 Monday through Friday, 7:00 a.m. to 5:30 p.m. Eastern Time to speak with Employer Customer Service personnel. For TDD/TTY call 1-800-325-0778.  
[Return to Help Topics List](#)

**Q 10. Why do you need my e-mail address?**

A10. SSA will use your e-mail address to send you important information. Because your time is valuable, your e-mail address will be used only to contact you with important wage and tax reporting updates (e.g. changes for the upcoming tax year).  
[Return to Help Topics List](#)

**Q 11. Why do I need to provide Knowledge Based Authentication (KBA) questions and answers?**

A11. You need to select five KBA questions and provide answers in order to register in the event that you should forget your password. If you forget your password and can match your answers to three of the previously answered KBA questions presented to you, you can regain access to Business Services Online immediately. Otherwise, you will have to wait up to two weeks for a temporary password to be mailed to you.  
[Return to Help Topics List](#)

**Employer Information Questions:**

**Q 12. What information do I need to associate an Employer?**

A12. For your employer association, you will need to supply the following information:  
 1. Your employment relationship type  
 2. EIN (if your Business or Organization has an EIN)  
 3. Business or Organization Name  
 4. Third Party submitter selection (optional)  
[Return to Help Topics List](#)

**Q 13. Why do I have to supply my EIN?**

A13. The EIN is used to identify a business or organization associated to you and will be used to electronically verify your relationship with your employer.  
[Return to Help Topics List](#)

**Q 14. What business services are available to registered users?**

A14. For more details on the types of BSO Services that are available, go to <http://www.socialsecurity.gov/bsowelcome.htm> and select the [Suite of Services](#) link located under the Information title on the left side. Some services will not be available until you have passed required authorization checks.  
[Return to Help Topics List](#)

**Q 15. When I try to register, I receive a message that I am already registered under the Employer Identification Number (EIN) that I provided. What should I do?**

A15. If you do not remember your User ID associated with that employer, please contact SSA Customer Service.  
 Call 1-800-772-6270 Monday through Friday, 7:00 a.m. to 5:30 p.m. Eastern time to speak with Employer Customer Service personnel. For TDD/TTY, call 1-800-325-0778.  
[Return to Help Topics List](#)

**EIN Questions:**

**Q 16. My company has multiple EINs. Which one do I enter on the registration screen?**

A16. Use the EIN that appears on your Form W-2.  
[Return to Help Topics List](#)

# IRES INTERNET SCREEN DOCUMENT

## Q 17. My company has applied for an EIN but hasn't received it yet. Can I register for a User ID and Password?

A17. Yes, you can register for a User ID and Password but you will not be granted access to some SSA services until you receive your EIN from the Internal Revenue Service (IRS). You may want to request a filing extension if the filing deadline is approaching. Additional information on requesting a filing extension can be found on the [Internal Revenue Service's \(IRS\) web site](#), by searching for documents related to "filing extension".

[Return to Help Topics List](#)

### Self Employed Questions:

## Q 18. Can self-employed individuals register using the Internet?

A18. Yes, self-employed individuals can register via the Internet. On the "Add Your Employer Information" page, select the appropriate choice for: Self-Employed Individual with an EIN and receive a W-2 under this EIN, or Self-Employed Individual with an EIN and do NOT receive a W-2 under this EIN, or Self-Employed and my earnings are reported on IRS Schedule SE (Self-Employment earnings).

[Return to Help Topics List](#)

## Q 19. I am self-employed, but have an EIN. Can I register using the Internet?

A19. Yes, self-employed individuals that have an EIN can register via the Internet. On the "Add Your Employer Information" page, select the appropriate choice for: Self-Employed Individual with an EIN and receive a W-2 under this EIN, or Self-Employed Individual with an EIN and do NOT receive a W-2 under this EIN.

[Return to Help Topics List](#)

### Third Party Filer Questions:

## Q 20. I am a third party filer (accountant, CPA etc.). Do I need a User ID for each company I am doing business for?

A20. No, third party filers need to register only once. On the "Add Your Employer Information" page enter your company's EIN and select the box indicating "I am a third party submitter registering to do business on behalf of another business or organization."

[Return to Help Topics List](#)

## Q 21. I am a volunteer who works for an organization such as a church. Can I register for a User ID?

A21. Yes, if you work for an organization but do not receive a Form W-2 from the organization, you can still register for a User ID. On the "Add Your Employer Information" page, select the appropriate choice for "I am a Volunteer for an organization that has an EIN." Upon requesting access to business services, the organization will be mailed an activation code notice and must provide you with the activation code(s) to authorize your access to each service requested.

[Return to Help Topics List](#)

### Household Employers:

## Q 22. Can household employers register using the Internet?

A22. Yes, household employers can register using the Internet. On the "Add Your Employer Information" page, select the appropriate choice for "I am a Household Employer and have an EIN."

[Return to Help Topics List](#)

## Q 23. I have a User ID because I report wages for my employer. I also have a household employee. Do I need another User ID to report wages for a household employee?

A23. You will need to register for another User ID to report wages for your household employee. You must obtain an EIN from the IRS for that purpose. Additional information on requesting an EIN can be found on the [Internal Revenue Service's \(IRS\) web site](#).

[Return to Help Topics List](#)

## Q 24. I am a household employer and have an EIN to report wages for my employee, but I do not work under that EIN. How do I register?

A24. You can register using the Internet to report wages for your household employee under the EIN you obtained for that purpose.

[Return to Help Topics List](#)

## Q 25. I have an EIN for my own business and have a household employee as well. How do I register?

A25. You can register via the Internet. You should use your EIN to report wages for your business and for your household employee(s).

[Return to Help Topics List](#)

### User ID Questions:

## Q 26. How do I use my User ID?

A26. There are two ways you use your User ID:

1. To access the services offered under Business Services Online (BSO).
2. As an electronic signature in your wage file, when using the electronic EFW2/EFW2C format.

[Return to Help Topics List](#)

## Q 27. Can I have more than one User ID?

A27. Yes, some situations may require you to have more than one User ID. You must have a User ID for each business or organization for which you are authorized to conduct business with SSA. For example, you may work for 2 companies and do wage reporting for both, therefore you would have two User IDs?

[Return to Help Topics List](#)

## Q 28. How long does it take to get my User ID and Password?

A28. User ID is issued immediately if the information provided on your registration form matches SSA's records. You will self-select your password when you complete the User Registration form.

[Return to Help Topics List](#)

## Q 29. Will I need to renew my Password?

A29. You will be required to change your password during the login process if your password is older than 90 days.

[Return to Help Topics List](#)

## Q 30. How long is my User ID valid?

A30. Your User ID will not expire. You will be forced to change your password during the login process if your password is older than 90 days.

[Return to Help Topics List](#)

## Q 31. What happens if my User ID is deactivated?

A31. If you deactivated your User ID, you must register for a new User ID. You can register:

1. Online by accessing Business Services Online (BSO) at <http://www.socialsecurity.gov/bsowelcome.htm>, or
2. By calling 1-800-772-6270 Monday through Friday, 7:00 a.m. to 5:30 p.m. Eastern Time to speak with Employer Customer Service personnel. For TDD/TTY call 1-800-325-0778.

**Note:** If your employer deactivated your User ID, your employer needs to call 1-800-772-6270 Monday through Friday, 7:00 a.m. to 5:30 p.m. Eastern Time to speak with Employer Customer Service personnel. For TDD/TTY call 1-800-325-0778.

[Return to Help Topics List](#)

### Password Questions:

## Q 32. Why do I need a password?

A32. You will need your password to access the services offered under Business Services Online (BSO).

[Return to Help Topics List](#)

## Q 33. How long should I wait to receive my password?

A33. If you need immediate access to BSO you can select a password of your own choosing by accessing BSO at <http://www.socialsecurity.gov/bsowelcome.htm>. Select the "Complete Phone Registration" button. Once you have completed this process, you will be able to use your password to access BSO. If you requested a new temporary password via the BSO Forgot Password form, or by speaking with Employer Customer Service personnel, your password will be sent to you via first class mail and should be received usually within 2 weeks.

[Return to Help Topics List](#)

**Q 34. Will I need to renew my password?**

A34. You will be required to change your password during the login process if your password is older than 90 days.

[Return to Help Topics List](#)

**Q 35. What do I do if I forgot my password?**

A35. You can request a new password online by accessing Business Services Online (BSO) at <http://www.socialsecurity.gov/bsowelcme.htm>. Select the "Login" link to get to the Login page. Then select the "Forgot your password" link. You have two options. You can provide answers to three randomly selected Knowledge Based Authentication questions you previously answered. If you are able to answer all three questions correctly you may self-select a new password and have immediate access. Or you may choose the option to have a temporary password sent to you by first class mail. You should receive the new temporary password within two weeks. It will be sent to the address you provided during User Registration. If you need to verify or correct this address please call 1-800-772-6270 Monday through Friday, 7:00 a.m. to 5:30 p.m. Eastern time to speak with Employer Customer Service personnel. For TDD/TTY, call 1-800-325-0778.

[Return to Help Topics List](#)

**Login Questions:**

**Q 36. I tried several times to login and I received a message that says, "You have reached the limit on number of attempts." What do I do now?**

A36. Your login information incorrectly multiple times and your account was locked out. Please check to make sure you have the correct login information. Call 1-800-772-6270 Monday through Friday, 7:00 a.m. to 5:30 p.m. Eastern Time to speak with Employer Customer Service personnel to unlock your account. For TDD/TTY call 1-800-325-0778.

[Return to Help Topics List](#)

**Browser Questions:**

**Q 37. What is 128-bit encryption and why do I need it?**

A37. 128-bit encryption protects your data by making the data unreadable to anyone not authorized to receive it. SSA requires 128-bit encryption to protect the data transmitted by customers. Most common browsers such as Internet Explorer and Netscape have 128-bit encryption.

[Return to Help Topics List](#)

**Q 38. How can I tell if I have 128-bit encryption?**

A38. This will vary depending on which browser you are using. For assistance please visit your browser's home page. You may also call 1-800-772-6270 Monday through Friday, 7:00 a.m. to 5:30 p.m. Eastern Time to speak with Employer Customer Service personnel. For TDD/TTY call 1-800-325-0778.

[Return to Help Topics List](#)

**Q 39. I do not have 128-bit encryption. What should I do?**

A39. You will have to upgrade your browser. For more information on upgrading your browser please go to your browser's home page.

[Return to Help Topics List](#)

[Close Browser Window](#)

# 13.0 VIEW/EDIT ACCOUNT INFORMATION (UPDATE)

Social Security Online  
www.socialsecurity.gov

Business Services Online  
Main Menu | Contact Us | BSO Information | Keyboard Navigation

ROBERT BIRMINGHAM  
User ID: 23TPPGWZ

[Log Out](#)

**View/Edit Account Information**

Your account information is displayed below. You may update this information at anytime.

**Manage Account**

- [View/Edit Account Info](#)

**Manage Services**

- [View/Edit Services](#)
- [Request New Services](#)
- [View Pending Services](#)
- [Enter Activation Codes](#)

**Manage Employer Information**

- [Add/Update Employer Information](#)
- [Remove Employer Information](#)

**Personal & Contact Information** [Edit Personal Information](#)

Name:	ROBERT BIRMINGHAM
Date of Birth:	06/09/1961
SSN:	XXX-XX-7105
Country:	United States
Home Street Address:	12 PINE GLEN TER
City, State, Zip:	WALLINGFORD, CT 06492
Daytime Phone Number:	(443) 779-9797 ext. 12345
Fax Number:	
Email:	quang.nguyen+459932361@ssa.gov

[Main Menu](#)

www.socialsecurity.gov

# 14.0 EDIT PERSONAL & CONTACT INFORMATION (UPDATE)

Social Security Online Business Services Online

www.socialsecurity.gov Main Menu | Contact Us | BSO Information | Keyboard Navigation

ROBERT BIRMINGHAM User ID: 237PPGWZ

Log Out

### Edit Personal & Contact Information

\* Indicates required information

**Personal Information**

\*Name: ROBERT [ ] [ ] BIRMINGHAM [ ] [ ]  
 \*First Middle \*Last Suffix

\*Date of Birth: 06051961 [ ]  
 mmddyyyy

**Personal Contact Information**

\*Country: United States [v]

\*Home Street Address: 12 PINE GLEN TER [ ] [ ]

\*City: WALLINGFORD \*State: CT \*Zip Code: 06492 Ext.: [ ]

\*Daytime Phone Number: 643799797 Extension: 12345

Fax Number: [ ] [ ]

\*Email Address: Why do you need an email address? quang.nguyen+459932361@ssa.gov

Cancel Update Information

# 15.0 EDIT PERSONAL & CONTACT INFORMATION - CONFIRMATION (UPDATE)

Social Security Online  
www.socialsecurity.gov

Business Services Online  
Main Menu | Contact Us | BSO Information | Keyboard Navigation

ROBERT BIRMINGHAM  
User ID: 237PPGWZ

Log Out

**Edit Personal & Contact Information - Confirmation**

You have successfully updated your personal and contact information.  
Your new information will be displayed on the View / Edit Account Info page.

[Go to the Main Menu](#)

Manage Account

- [View/Edit Account Info](#)

Manage Services

- [View/Edit Services](#)
- [Request New Services](#)
- [View Pending Services](#)
- [Enter Activation Codes](#)

Manage Employer Information

- [Add/Update Employer Information](#)
- [Remove Employer Information](#)

www.socialsecurity.gov



# 16.0 EDIT SECURITY QUESTIONS & ANSWERS (UPDATE)

BECKY SWEDLUND  
Log Out



## Edit Security Questions & Answers

### Manage Account

- [View/Edit Account Info](#)
- [Change Password](#)
- [Disable Account](#)

### Manage Services

- [View/Edit Services](#)
- [Request New Services](#)
- [View Pending Services](#)
- [Enter Activation Codes](#)

### Manage Employer Information

- [Add/Update Employer Information](#)
- [Remove Employer Information](#)

The security questions and answers you select will be used to validate your identity in the event you forget your password.

\* Indicates required information

*Question 1: WHAT IS THE NAME OF YOUR FIRST NEPHEW?	*Answer 1: <input type="text"/>
*Question 2: WHAT IS YOUR HOMETOWN?	*Answer 2: <input type="text"/>
*Question 3: WHAT IS THE NAME OF THE HIGH SCHOOL YOU ATTENDED?	*Answer 3: <input type="text"/>
*Question 4: WHAT IS THE YEAR YOU GRADUATED HIGH SCHOOL?	*Answer 4: <input type="text"/>
*Question 5: WHAT IS THE MIDDLE NAME OF YOUR FATHER?	*Answer 5: <input type="text"/>

Cancel

Update Information

# 17.0 EDIT SECURITY QUESTIONS & ANSWERS - CONFIRMATION (UPDATE)

BECKY SWEDLUND  
Log Out



## Edit Security Questions - Confirmation

You have successfully updated your security questions.  
Your new information will be displayed on the View / Edit Account Info page.

[Go to the Main Menu](#)

### Manage Account

- [View/Edit Account Info](#)
- [Change Password](#)
- [Disable Account](#)

### Manage Services

- [View/Edit Services](#)
- [Request New Services](#)
- [View Pending Services](#)
- [Enter Activation Codes](#)

### Manage Employer Information

- [Add/Update Employer Information](#)
- [Remove Employer Information](#)

# 18.0 REQUEST ACCESS TO BSO SERVICES - SELECT SUITE OF SERVICES (UPDATE)

Social Security Online  
www.socialsecurity.gov

Business Services Online  
Main Menu | Contact Us | BSO Information | Keyboard Navigation

ROBERT BIRMINGHAM  
User ID: R7JZH5VT  
Log Out

**Request Access to BSO Services**

Select Service Suites

You must request access to do specific functions within a service suite. Let us help you choose which functions to add.

**SSA Services Suite for Employers:**

**Electronic Wage Reporting Service and/or Social Security Number Verification Service (SSNVS)**

Electronic Wage Reporting allows employers to test wage files using AccuWage, report wages to Social Security, and to view the status of their submission.

Social Security Number Verification Service (SSNVS)

Allows the completion of an online form or submission of a file to request verification of names and Social Security Numbers of employees free of charge to employers and their agents for wage reporting purposes only. To verify SSNs for other than wage reporting purposes, please select the Special Services Suite for Consent Based Social Security Number Verification Service (CBSV) below.

**Internet Representative Payee Suite:**

Allows organizational representatives to file their Representative Payee Report electronically. This includes Form SSA-6234 for Representative Payee organizations.

Allows submission and printing of the appropriate representative payee accounting forms and allows downloading submitted forms for up to 30 days after submission

Cancel Next

www.socialsecurity.gov

# 19.0 REQUEST ACCESS TO BSO SERVICES - EMPLOYER INFORMATION IS REQUIRED (UPDATE)

Social Security Online  
www.socialsecurity.gov

Business Services Online  
Main Menu | Contact Us | BSO Information | Keyboard Navigation

ROBERT BIRMINGHAM  
User ID: RTJZH5VT  
Log Out

Manage Account

- View/Edit Account Info

Manage Services

- View/Edit Services
- Request New Services
- View Pending Services
- Enter Activation Codes

Manage Employer Information

- Add/Update Employer Information

**Request Access to BSO Services**

Select Service Suites

- Employer Information is required for the selected suite(s). Please select this link [Add Your Employer Information to continue.](#)

You must request access to do specific functions within a service suite. Let us help you choose which functions to add.

**SSA Services Suite for Employers:**

**Electronic Wage Reporting Service and/or Social Security Number Verification Service (SSNVS)**

Electronic Wage Reporting allows employers to test wage files using AccuWage, report wages to Social Security, and to view the status of their submission.

Social Security Number Verification Service (SSNVS) allows the completion of an online form or submission of a file to request verification of names and Social Security Numbers of employees free of charge to employers and their agents for wage reporting purposes only. To verify SSNs for other than wage reporting purposes, please select the Special Services Suite for Consent Based Social Security Number Verification Service (CBSV) below.

**Internet Representative Payee Suite:**

Allows organizational representatives to file their Representative Payee Report electronically. This includes Form SSA-6234 for Representative Payee organizations.

Allows submission and printing of the appropriate representative payee accounting forms and allows downloading submitted forms for up to 30 days after submission

www.socialsecurity.gov

# 20.0 REQUEST ACCESS TO BSO SERVICES - EMPLOYER INFORMATION NOT AVAILABLE (MEF FAILURE)

Social Security Online

Business Services Online

www.socialsecurity.gov

[Main Menu](#) | [Contact Us](#) | [BSO Information](#) | [Keyboard Navigation](#)

HELP

JOHN PUBLIC



## Request Access to BSO Services

[Log Out](#)

### Employer Information Not Available

We cannot match the employer information that you provided. Only services allowed without matching this information will be available for request at this time.

We are unable to complete your request for services at this time because the information you provided does not match the information SSA has on file for the Employer Identification Number. If you were hired in the last 18 months by the employer you submitted information for, it is possible that SSA's records do not yet reflect your employment with the business or organization for whom you are trying to request services.

Please send a fax to (570) 706-7874 and provide the following information:

A letter on your company's letter head providing the following:

- [Add/Update Employer Information](#)
- [Remove Employer Information](#)
- Your Company Name
- Your Company Address
- Your Company Telephone Number
- Your Company EIN
- Your Name
- Your User ID (used to log in to these services)
- Your Social Security Number (SSN)
- Your Date of Birth
- Authorizing Official's Name
- Authorizing Official's Title
- Authorizing Official's Date of Birth
- Authorizing Official's Social Security Number
- Statement certifying that you work for the employer and are authorized to conduct business on behalf of the employer

Under normal circumstances, you should be able to resume requesting access to services within two business days after sending your fax. We will inform you of how to proceed by e-mail, phone call, or fax.

[Main Menu](#)

www.socialsecurity.gov

# 21.0 REQUEST ACCESS TO BSO SERVICES - EMPLOYER ADDRESS NOT AVAILABLE (PENDING EIN ADDRESS)

Social Security Online

Business Services Online

www.socialsecurity.gov

[Main Menu](#) | [Contact Us](#) | [BSO Information](#) | [Keyboard Navigation](#)

HELP

JOHN PUBLIC



## Request Access to BSO Services Confirmation

[Log Out](#)

### Employer Address Not Available

Your request for access to the services and tasks listed below was received on October 21, 2010.



**The service(s) listed below is (are) currently pending because your employer's address cannot be found in SSA records.**

### Main Menu

#### Manage Account

- [View/Edit Account Info](#)
- [Change Password](#)
- [Disable Account](#)

#### Manage Services

- [View/Edit Services](#)
- [Request New Services](#)
- [View Pending Services](#)
- [Enter Activation Codes](#)

#### Manage Employer Information

- [Add/Update Employer Information](#)
- [Remove Employer Information](#)

Report Wages to Social Security

View Wage Report Name / SSN Errors

Social Security Number Verification Service

Form SSA-1694 Request for Business Entity Taxpayer Information

**To confirm your employer's address, please send a fax to (570) 706-7874 and provide the following information:**

A letter on your company's letter head providing the following:

- A copy of IRS Form SS-4 (or)
- A copy of IRS Form 941 (or)
- IRS EIN Notification Letter **and** a letter on your company letter head including the following:
  - Your Company Name
  - Your Company Address
  - Your Company Telephone Number
  - Your Name
  - Your Social Security Number
  - Your Date of Birth
  - Your User ID (used to log in to BSO)
  - Your Signature
  - Your Printed Name
  - Your Title
  - Authorizing Official's Name
  - Authorizing Official's Title
  - Authorizing Official's Date of Birth
  - Authorizing Official's Social Security Number
  - Statement certifying that you work for the employer and are authorized to conduct business on behalf of the employer

You will be informed by email, phone, or fax what to do next. You should hear from us within two business days after sending your fax. Please note that from January through April, the peak wage-reporting season, it may take a few business days longer.

Please print this page for your records. [Print](#)

[Main Menu](#)

www.socialsecurity.gov

## 22.0 REQUEST ACCESS TO BSO SERVICES - AGE RESTRICTION

Social Security Online

Business Services Online

www.socialsecurity.gov

[Main Menu](#) | [Contact Us](#) | [BSO Information](#) | [Keyboard Navigation](#)

[HELP](#)

JOHN PUBLIC

[Log Out](#)



### Request Access to BSO Services

#### Age Restriction

#### Main Menu

#### Manage Account

- [View/Edit Account Info](#)
- [Change Password](#)
- [Disable Account](#)

#### Manage Services

- [View/Edit Services](#)
- [Request New Services](#)
- [View Pending Services](#)
- [Enter Activation Codes](#)

#### Manage Employer Information

- [Add/Update Employer Information](#)
- [Remove Employer Information](#)

**We are unable to process your request at this time because you are less than 18 years of age.**

To continue, please send a fax to (570) 706-7874 and provide the following information:

A statement on your company's letter head from an authorizing officer that:

- You work for the company whose EIN you are providing,
- You are authorized to conduct business on behalf of the company with whose EIN you are providing,
- You are under 18 years old,
- The authorizing officer is older than 18 years,
- The authorizing officer take full responsibility for your actions.

[Main Menu](#)

www.socialsecurity.gov

# 23.0 REQUEST ACCESS TO BSO SERVICES - EMPLOYER INFORMATION (PAGE 1 OF 3)

Social Security Online  
www.socialsecurity.gov


**Business Services Online**

[Main Menu](#) | [Contact Us](#) | [BSO Information](#) | [Keyboard Navigation](#)

HELP

STANLEY RUTKOW SKI

[Log Out](#)



**Employer Information**

**Manage Account**

- [View/Edit Account Info](#)
- [Change Password](#)
- [Disable Account](#)

**Manage Services**

- [View/Edit Services](#)
- [Request New Services](#)
- [View Pending Services](#)
- [Enter Activation Codes](#)

**Manage Employer Information**

- [Add/Update Employer Information](#)
- [Remove Employer Information](#)

Page 1 of 5

**Employer Identification Number (EIN):**

**Business or Organization Name:**

You currently have access to the following services:

Your additional request for services will be for the Employer Information listed above. To update Employer Information, select "Add/Update Employer Information" link from the left panel.

[Previous](#)
[Next](#)

www.socialsecurity.gov



# 24.0 REQUEST ACCESS TO BSO SERVICES - REPORT WAGES TO SOCIAL SECURITY/VIEW WAGE REPORT NAME/SSN ERRORS (PAGE 2 OF 3) (UPDATE)

Social Security Online  
www.socialsecurity.gov

Business Services Online  
Main Menu | Contact Us | BSO Information | Keyboard Navigation

HELP

ROBERT BIRMINGHAM  
User ID: 237PPGVZ



### Request Access to BSO Services

Log Out

Page 2 of 3

Manage Account

- [View/Edit Account Info](#)

Manage Services

- [View/Edit Services](#)
- [Request New Services](#)
- [View Pending Services](#)
- [Enter Activation Codes](#)

Manage Employer Information

- [Add/Update Employer Information](#)
- [Remove Employer Information](#)

#### Report Wages to Social Security

Requesting access for the Report Wages to Social Security function will allow you to :

- Test wage files using AccuWage.
- Create, print, and submit Forms W-2 and W-2c Online,
- Upload wage submission or resubmission files that are prepared in the Electronic Filing (EFW2/EFW2C) format,
- Acknowledge resubmission request notices and obtain time extensions for submission requests, and
- View Wage Report status.

**⚠ Access to the Wage Reporting service involves a more rigorous process and requires pre-authorization from your employer. If access is requested, your employer will be notified via first class mail, usually within 2 weeks. The notice will include an activation code which is needed to activate your request.**

Do you want to report wages to Social Security and/or test wage files using AccuWage?

Yes  No

In addition, do you want to View Wage Report Name/SSN Errors?

Yes  No

[< Previous](#)

[Next >](#)

www.socialsecurity.gov

# 25.025. REQUEST ACCESS TO BSO SERVICES - SOCIAL SECURITY NUMBER VERIFICATION SERVICE (SSNVS) (PAGE 3 OF 3) (UPDATE)

ROBERT BIRMINGHAM  
Jser ID: 237PPGWZ



## Request Access to BSO Services

Log Out

Page 3 of 3

### Manage Account

- [View/Edit Account Info](#)

### Manage Services

- [View/Edit Services](#)
- [Request New Services](#)
- [View Pending Services](#)
- [Enter Activation Codes](#)

### Manage Employer Information

- [Add/Update Employer Information](#)
- [Remove Employer Information](#)

### Social Security Number Verification Service (SSNVS)

#### Do you want to verify Social Security Numbers Online?

Requesting access for the Social Security Number Verification Service will allow you to complete an online form or to submit files to request verification of names and Social Security Numbers of employees of the company for which you work or of the company that has hired you to perform this service.



**Access to the name/number verification service involves a more rigorous process and requires pre-authorization from your employer. If access is requested, your employer will be notified via first class mail, usually within 2 weeks. The notice will include an activation code which is needed to activate your request.**

Yes

No

[< Previous](#)

[Next >](#)

# 26.0 REQUEST ACCESS TO BSO SERVICES - COMPLETE FORM SSA-1694 BUSINESS TAXPAYER INFORMATION FORM (PAGE 4 OF 4)

Social Security Online  
www.socialsecurity.gov


**Business Services Online**

[Main Menu](#) | [Contact Us](#) | [BSO Information](#) | [Keyboard Navigation](#)

HELP

STANLEY RUTKOWSKI

[Log Out](#)



**Request Access to BSO Services**

**Manage Account**

- [View/Edit Account Info](#)
- [Change Password](#)
- [Disable Account](#)

**Manage Services**

- [View/Edit Services](#)
- [Request New Services](#)
- [View Pending Services](#)
- [Enter Activation Codes](#)

**Manage Employer Information**

- [Add/Update Employer Information](#)
- [Remove Employer Information](#)

Page 4 of 5

**Complete Form SSA-1694 Business Taxpayer Information Form**

**Do you want to Complete Form SSA-1694 Business Taxpayer Information Form?**

Law firms, partnerships, corporations, or multi-member LLCs/LLPs that have attorneys and/or non-attorney representatives as partners or employees who receive direct payments **must** provide us with taxpayer identification information for that business entity using the Business Taxpayer Information Form (Form SSA-1694). You will be able to:

- Complete a Business Taxpayer Information Form
- Update a Business Taxpayer Information Form

**Yes**  
 **No**

[< Previous](#)
[Next](#)

www.socialsecurity.gov

# 27.0 REQUEST ACCESS TO BSO SERVICES - INTERNET REPRESENTATIVE PAYEE (PAGE 5 OF 5)

JOHN PUBLIC



### Request Access to BSO Services

Log Out

Page 5 of 5

#### Main Menu

#### Manage Account

- [View/Edit Account Info](#)
- [Change Password](#)
- [Disable Account](#)

#### Manage Services

- [View/Edit Services](#)
- [Request New Services](#)
- [View Pending Services](#)
- [Enter Activation Codes](#)

#### Manage Employer Information

- [Add/Update Employer Information](#)
- [Remove Employer Information](#)

#### Internet Representative Payee

#### Do you want to complete Form SSA-623, SSA-6230 or SSA-6234?

Allows individual and organizational representatives to file their Representative Payee Report electronically. This includes the following:

- Form SSA-623 for individual Representative Payees
- SSA-6230 for parents, stepparents and grandparents with minor children in custody
- SSA-6234 for Representative Payee organizations

Allows submission and printing of the appropriate representative payee accounting forms and allows downloading submitted forms for up to 30 days after submission.

- No**
- Yes, and I am an employee of a Representative Payee organization that administers benefits for several benefit recipients**

*Support for registration, login, and selecting the IRPA service: Call 1-800-772-6270*

< Previous

Next >


# 28.0 REQUEST ACCESS TO BSO SERVICES - REQUEST SUMMARY (UPDATE)

Social Security Online  
www.socialsecurity.gov

Business Services Online  
Main Menu | Contact Us | BSO Information | Keyboard Navigation

ROBERT BIRMINGHAM  
User ID: 237PFGWZ

Log Out



## Request Access to BSO Services

### Request Summary

You have selected the following functions:

- Report Wages to Social Security
- View Wage Report Name/SSN Errors
- Social Security Number Verification Service (SSNVS)

Select the "Confirm" button below to send your access request to the Social Security Administration. If you wish to make changes, use the "<< Previous" button to return to the appropriate page.

<< Previous

Confirm

Manage Account

- [View/Edit Account Info](#)

Manage Services

- [View/Edit Services](#)
- [Request New Services](#)
- [View Pending Services](#)
- [Enter Activation Codes](#)

Manage Employer Information

- [Add/Update Employer Information](#)
- [Remove Employer Information](#)

www.socialsecurity.gov

# 29.0 REQUEST ACCESS TO BSO SERVICES CONFIRMATION (UPDATE)

Social Security Online  
www.socialsecurity.gov

ROBERT BIRMINGHAM  
User ID: 237PPGWZ

[Log Out](#)

**Manage Account**

- [View/Edit Account Info](#)

**Manage Services**

- [View/Edit Services](#)
- [Request New Services](#)
- [View Pending Services](#)
- [Enter Activation Codes](#)

**Manage Employer Information**

- [Add/Update Employer Information](#)
- [Remove Employer Information](#)

Business Services Online  
Main Menu | Contact Us | BSO Information | Keyboard Navigation

---

**Request Access to BSO Services Confirmation**

Your request for access to the services and tasks listed below was received on August 05, 2024.

**Report Wages to Social Security**  
An activation code has been sent by first class mail to the address we have on record for your employer (BANGOR, ME). Once you have received the activation code and activated this service, you may access "Report Wages to Social Security" from the BSO Main Menu page.

**View Wage Report Name / SSN Errors**  
An activation code has been sent by first class mail to the address we have on record for your employer (BANGOR, ME). Once you have received the activation code and activated this service, you may view "View Wage Report Name / SSN Errors" from the Wage Reporting menu.

**Social Security Number Verification Service**  
An activation code has been sent by first class mail to the address we have on record for your employer (BANGOR, ME). Once you have received the activation code and activated this service, you may access "Social Security Number Verification Service" from the BSO Main Menu page.

Please print this page for your records. [Print](#)

[Main Menu](#)

www.socialsecurity.gov

# 30.0 MAIN MENU-WITHOUT SERVICES (UPDATE)

<p>Social Security Online www.socialsecurity.gov</p>	<p>Business Services Online BSO Main Menu   BSO Information   Contact Us   Keyboard Navigation</p>
<p>ROBERT BIRMINGHAM User ID: R7JZH5VT <a href="#">Logout</a></p> <p><b>Manage Account</b></p> <ul style="list-style-type: none"> <li><a href="#">View / Edit Account Info</a></li> </ul> <p><b>Manage Services</b></p> <ul style="list-style-type: none"> <li><a href="#">View / Edit Services</a></li> <li><a href="#">Business View Services</a></li> <li><a href="#">View Pending Services</a></li> <li><a href="#">Enter Activation Code(s)</a></li> </ul> <p><b>Manage Employer Information</b></p> <ul style="list-style-type: none"> <li><a href="#">Add/Update Employer Information</a></li> </ul> <p><small>Have a question? Call 1-800-772-4270 Monday through Friday, 7:00 a.m. to 5:30 p.m. Eastern Time to speak with Employer Customer Service personnel. For TDD/TTY call 1-800-328-0178.</small></p> <p>www.socialsecurity.gov</p>	<p><b>Main Menu</b> <a href="#">HELP</a></p> <p>Welcome, ROBERT BIRMINGHAM</p> <p><b>You currently do not have access to any services.</b> The following options are available to you:</p> <ul style="list-style-type: none"> <li>You can add services to your menu at <a href="#">Request New Services</a></li> </ul>

# 31.0 MAIN MENU-WITH SERVICES

<p>Social Security Online <b>Business Services Online</b></p> <p>www.socialsecurity.gov BSO Main Menu   BSO Information   Contact Us   Keyboard Navigation</p>	
 <p><b>Main Menu</b> <a href="#">HELP</a></p>	
<p>STANLEY RUTKOWSKI Logout</p> <p><b>Manage Account</b></p> <ul style="list-style-type: none"> <li><a href="#">View / Edit Account Info</a></li> <li><a href="#">Change Password</a></li> <li><a href="#">Disable Account</a></li> </ul> <p><b>Manage Services</b></p> <ul style="list-style-type: none"> <li><a href="#">View / Edit Services</a></li> <li><a href="#">Request New Services</a></li> <li><a href="#">View Pending Services</a></li> <li><a href="#">Enter Activation Code(s)</a></li> </ul> <p><b>Manage Employer Information</b></p> <ul style="list-style-type: none"> <li><a href="#">Add/Update Employer Information</a></li> <li><a href="#">Remove Employer Information</a></li> </ul> <p>Have a question? Call 1-800-772-6270 Monday through Friday, 7:00 a.m. to 7:00 p.m. Eastern Time to speak with Employer Customer Service personnel. For TDD/TTY call 1-800-325-0778.</p>	<p>Welcome, STANLEY RUTKOWSKI Your password expires on <b>July 09, 2018</b></p> <p><b><a href="#">Report Wages To Social Security</a></b> Test wage files using AccuWage Submit, download and print W-2s and W-2cs View submission status, errors and error notices for wage reports submitted by or for your company Request an extension to resubmit a wage file</p> <p><b><a href="#">Social Security Number Verification Service</a></b> Request online SSN verification, or Submit files for SSN verification</p> <p><b><a href="#">Form SSA-1694 Request for Business Entity Taxpayer Information</a></b> Submit or update a Business Taxpayer Information form to receive form 1099 for work related to claimant representation</p>
<p>www.socialsecurity.gov</p>	



# 32.0 SOCIAL SECURITY NUMBER VERIFICATION SERVICE

Social Security Online	<b>Business Services Online</b>	
www.socialsecurity.gov	BSO Main Menu   BSO Information   Contact Us   Keyboard Navigation	
		
<b>Social Security Number Verification Service</b>		
<a href="#">HELP</a>		
<p>STANLEY RUTKOWSKI  <input type="button" value="Logout"/></p> <p><b>Manage Account</b></p> <ul style="list-style-type: none"> <li><a href="#">View / Edit Account Info</a></li> <li><a href="#">Change Password</a></li> <li><a href="#">Disable Account</a></li> </ul> <p><b>Manage Services</b></p> <ul style="list-style-type: none"> <li><a href="#">View / Edit Services</a></li> <li><a href="#">Request New Services</a></li> <li><a href="#">View Pending Services</a></li> <li><a href="#">Enter Activation Code(s)</a></li> </ul> <p><b>Manage Employer Information</b></p> <ul style="list-style-type: none"> <li><a href="#">Add/Update Employer Information</a></li> <li><a href="#">Remove Employer Information</a></li> </ul> <p>Have a question? Call 1-800-772-6270 Monday through Friday, 7:00 a.m. to 7:00 p.m. Eastern Time to speak with Employer Customer Service personnel. For TDD/TTY call 1-800-325-0778.</p>	<p><b><a href="#">Request Online SSN Verification</a></b>          Manually enter and submit up to 10 Social Security Numbers and Names to be verified by Social Security. Results are returned immediately for review.</p> <p><b><a href="#">Submit an Electronic File for SSN Verification</a></b>          Submit a file containing Names and Social Security Numbers to be verified by Social Security. The data in the file must be in the correct format.</p> <p><b><a href="#">View Status and Retrieval Information</a></b>          View the current status of a submission.</p> <p><b><a href="#">View Social Security Number Verification Service Handbook</a></b>          Review additional information on submitting files to Social Security for verification and retrieving the results of the submissions.</p>	<input type="button" value="BSO Main Menu"/>
www.socialsecurity.gov		

# 33.0 FORM SSA-1694 REQUEST FOR BUSINESS ENTITY TAXPAYER INFORMATION

<p>Social Security Online www.socialsecurity.gov</p>	<p><b>Business Services Online</b> BSO Main Menu   BSO Information   Contact Us   Keyboard Navigation</p>
<p>STANLEY RUTKOWSKI <input type="button" value="Logout"/></p> <p><b>Manage Account</b></p> <ul style="list-style-type: none"> <li><a href="#">View / Edit Account Info</a></li> <li><a href="#">Change Password</a></li> <li><a href="#">Disable Account</a></li> </ul> <p><b>Manage Services</b></p> <ul style="list-style-type: none"> <li><a href="#">View / Edit Services</a></li> <li><a href="#">Request New Services</a></li> <li><a href="#">View Pending Services</a></li> <li><a href="#">Enter Activation Code(s)</a></li> </ul> <p><b>Manage Employer Information</b></p> <ul style="list-style-type: none"> <li><a href="#">Add/Update Employer Information</a></li> <li><a href="#">Remove Employer Information</a></li> </ul> <p>Have a question? Call 1-800-772-6270 Monday through Friday, 7:00 a.m. to 7:00 p.m. Eastern Time to speak with Employer Customer Service personnel. For TDD/TTY call 1-800-325-0778.</p>	<p> <b>Form SSA-1694 Request for Business Entity Taxpayer Information</b> <a href="#">HELP</a></p> <p><b><a href="#">Submit / Update Business Taxpayer Information</a></b> Submit or update a Business Taxpayer Information form to receive form 1099 for work related to claimant representation.</p> <p><input type="button" value="BSO Main Menu"/></p>
<p>www.socialsecurity.gov</p>	

# 34.0 INTERNET REPRESENTATIVE PAYEE ACCOUNTING (UPDATE)

Social Security Online

Business Services Online

[www.socialsecurity.gov](http://www.socialsecurity.gov)

[BSO Main Menu](#) | [BSO Information](#) | [Contact Us](#) | [Keyboard Navigation](#)


ROBERT BIRMINGHAM  
User ID: M3V3274H  
[Logout](#)

Manage Account

- [View / Edit Account Info](#)

Have a question? Call 1-800-772-6279 Monday through Friday, 7:00 a.m. to 5:30 p.m. Eastern Time to speak with Employer/ Customer Service personnel. For TDD/TTY call 1-800-325-0778.

[www.socialsecurity.gov](http://www.socialsecurity.gov)

 **Internet Representative Payee Accounting** [HELP](#)

---

[File a Representative Payee Accounting Report](#)  
File a Representative Payee Accounting Report

[View a Submitted Representative Payee Report](#)  
View a Submitted Representative Payee Report

[BSO Main Menu](#)

### 35.0 ENTER ACTIVATION CODE(S) FOR THE APPOINTED REPRESENTATIVE

**Social Security Online**  
www.socialsecurity.gov

**Business Services Online**  
Main Menu | Contact Us | BSO Information | Keyboard Navigation

DAVID LEIGHTON  
Rep ID: HFK8XCCQ7B

Log Out

 **Enter Activation Code(s)**

**Manage Account**

- [View/Edit Account Info](#)
- [Change Password](#)
- [Disable Account](#)

Enter the activation code for any service(s) for which you have requested access and have received an activation code.

**Enter Activation Code:**

---

Cancel Activate Service(s)

www.socialsecurity.gov

# 36.0 APPOINTED REPRESENTATIVE SERVICES - MAIN MENU (UPDATE)

The screenshot displays the Social Security Administration's website interface for 'Appointed Representative Services'. At the top left is the SSA logo with the text 'Social Security' and 'The Official Website of the U.S. Social Security Administration'. The main heading is 'Appointed Representative Services'. Below this, there are two primary sections: 'Availability and Scheduling Calendar' and 'Manage Account'. The 'Availability and Scheduling Calendar' section includes a list of actions users can perform, such as accessing their profile, editing availability, and viewing hearing schedules, along with an 'Enter ERE' button. The 'Manage Account' section offers links for 'View / Edit Account Info', 'Change Password', and 'Disable Account'. At the bottom of the main content area, there is a placeholder '{regn}' and a 'Log Out' button.

# 37.0 VIEW / EDIT SERVICES - NO SERVICES AVAILABLE (UPDATE)

Social Security Online

Business Services Online

www.socialsecurity.gov

Main Menu | Contact Us | BSO Information | Keyboard Navigation

HELP

BECKY SWEDLUND

Log Out



## No Services Available

There are no services available for the option you selected.

If you require additional assistance, please call 1-800-772-6270. For TDD/TTY call 1-800-325-0778 Monday through Friday, 7:00 a.m. to 5:30 p.m. Eastern Time to speak with Employer Customer Service personnel.

Main Menu

### Manage Account

- [View/Edit Account Info](#)
- [Change Password](#)
- [Disable Account](#)

### Manage Services

- [View/Edit Services](#)
- [Request New Services](#)
- [View Pending Services](#)
- [Enter Activation Codes](#)

### Manage Employer Information

- [Add/Update Employer Information](#)

www.socialsecurity.gov

# 38.0 REQUEST NEW SERVICES (UPDATE)

Social Security Online  
www.socialsecurity.gov

Business Services Online  
Main Menu | Contact Us | BSO Information | Keyboard Navigation

HELP

BECKY SWEDLUND  
[Log Out](#)



## Request Access to BSO Services

### Select Service Suites

You must request access to do specific functions within a service suite. Let us help you choose which functions to add.

**SSA Services Suite for Employers:**

The SSA Services Suite for Employers is unavailable on this page at this point. Please visit the [Business Services Online Welcome Page](#) for details on how to access this service.

**Special Services Suite:**

**CBSV: Consent Based Social Security Number Verification Service**

CBSV, a consent and fee-based, third party verification service should not be confused with SSNVS service displayed above in the SSA Services Suite for Employers.

In order to complete your registration we must collect your Employer Information. Please check the CBSV box to the left then select the "Next" button below to record your Employer's EIN and Business or Organization name. Note: You will be denied access to CBSV if this information is not provided.

[Cancel](#)

[Next](#)

**Manage Account**

- [View/Edit Account Info](#)
- [Change Password](#)
- [Disable Account](#)

**Manage Services**

- [View/Edit Services](#)
- [Request New Services](#)
- [View Pending Services](#)
- [Enter Activation Codes](#)

**Manage Employer Information**

- [Add/Update Employer Information](#)

# 39.0 REMOVE ACCESS TO BSO SERVICES

Social Security Online  
www.socialsecurity.gov

## Business Services Online

[Main Menu](#) | [Contact Us](#) | [BSO Information](#) | [Keyboard Navigation](#)

HELP

STANLEY RUTKOWSKI

### Remove Access to BSO Services

To remove access from BSO Services please select the services(s) that you would like to remove.

**Manage Account**

- [View/Edit Account Info](#)
- [Change Password](#)
- [Disable Account](#)

**Manage Services**

- [View/Edit Services](#)
- [Request New Services](#)
- [View Pending Services](#)
- [Enter Activation Codes](#)

**Manage Employer Information**

- [Add/Update Employer Information](#)
- [Remove Employer Information](#)

- Report Wages to Social Security**
  - Create, print, and submit Forms W-2 and W-2c Online,
  - Upload wage submission or resubmission files that are prepared in the Electronic Filing (EFW2/EFW2C) format,
  - Acknowledge resubmission request notices and obtain time extensions for resubmission requests, and
  - View Wage Report Name / SSN Errors

**If access to Report Wages to Social Security is removed, View Wage Report Name / SSN Errors will also be removed.**
- View Wage Reports Name / SSN Errors**
  - View the submission status, errors and error notices for wage files and/or wage reports with Name/SSN Errors submitted by you or on your behalf.
- Social Security Number Verification Service (SSNVS)**
  - Complete an online form or submit files to request verification of names and Social Security Numbers of employees of the company for which you work or of the company that has hired you to perform this service.
- Form SSA-1694 Request for Business Entity Taxpayer Information**

Law firms, partnerships, corporations, and multi-member LLCs/ LLPs that have attorneys and /or non-attorney representatives as partners or employees who receive direct payment must provide us with taxpayer identification information for that business entity using the Business Taxpayer Information Form. You will be able to:

  - Complete a Business Taxpayer Information Form
  - Update a Business Taxpayer Information Form

www.socialsecurity.gov



# 40.0 REMOVE ACCESS TO BSO SERVICES SUCCESSFUL

Social Security Online

## Business Services Online

www.socialsecurity.gov

Main Menu | Contact Us | BSO Information | Keyboard Navigation

HELP

JOHN PUBLIC



### Remove Access to BSO Services Successful

Log Out

#### Main Menu

#### Manage Account

- [View/Edit Account Info](#)
- [Change Password](#)
- [Disable Account](#)

#### Manage Services

- [View/Edit Services](#)
- [Request New Services](#)
- [View Pending Services](#)
- [Enter Activation Codes](#)

#### Manage Employer Information

- [Add/Update Employer Information](#)
- [Remove Employer Information](#)

Your request to remove access to View Wage Report Name/SSN Errors was successful. If you have removed this access in error you may select the "[Request New Services](#)" on the left panel to re-select the service.

Cancel

Deactivate Another Service

www.socialsecurity.gov

# 41.0 ACTIVATE ACCESS TO BSO SERVICES - NO SERVICES AVAILABLE

Social Security Online

## Business Services Online

www.socialsecurity.gov

[Main Menu](#) | [Contact Us](#) | [BSO Information](#) | [Keyboard Navigation](#)

[HELP](#)

JOHN PUBLIC

[Log Out](#)



### No Services Available

**There are no services available for the option you selected.**

If you require additional assistance, please call 1-800-772-6270. For TDD/TTY call 1-800-325-0778 Monday through Friday, 7:00 a.m. to 7:00 p.m. Eastern Time to speak with Employer Customer Service personnel.

[Main Menu](#)

#### Main Menu

#### Manage Account

- [View/Edit Account Info](#)
- [Change Password](#)
- [Disable Account](#)

#### Manage Services

- [View/Edit Services](#)
- [Request New Services](#)
- [View Pending Services](#)
- [Enter Activation Codes](#)

#### Manage Employer Information

- [Add/Update Employer Information](#)

www.socialsecurity.gov

# 42.0 ACTIVATE ACCESS TO BSO SERVICES

Social Security Online

## Business Services Online

www.socialsecurity.gov

Main Menu | Contact Us | BSO Information | Keyboard Navigation

HELP

JOHN PUBLIC



### Enter Activation Code(s)

Log Out

#### Main Menu

#### Manage Account

- [View/Edit Account Info](#)
- [Change Password](#)
- [Disable Account](#)

#### Manage Services

- [View/Edit Services](#)
- [Request New Services](#)
- [View Pending Services](#)
- [Enter Activation Codes](#)

#### Manage Employer Information

- [Add/Update Employer Information](#)
- [Remove Employer Information](#)

Enter the activation code for any service(s) for which you have requested access and have received an activation code.

#### Enter Activation Code:

Cancel

Activate Service(s)

www.socialsecurity.gov

# 43.0 ACTIVATE ACCESS TO BSO SERVICES SUCCESSFUL

Social Security Online

## Business Services Online

www.socialsecurity.gov

[Main Menu](#) | [Contact Us](#) | [BSO Information](#) | [Keyboard Navigation](#)

[HELP](#)

JOHN PUBLIC



### Enter Activation Code(s) - Confirmation

[Log Out](#)

#### Main Menu

**You have successfully activated View Name and Social Security Number Errors.**

#### Manage Account

- [View/Edit Account Info](#)
- [Change Password](#)
- [Disable Account](#)

The service(s) listed are now available from the Main Menu.

[Go to the Main Menu](#)

#### Manage Services

- [View/Edit Services](#)
- [Request New Services](#)
- [View Pending Services](#)
- [Enter Activation Codes](#)

#### Manage Employer Information

- [Add/Update Employer Information](#)
- [Remove Employer Information](#)

www.socialsecurity.gov

## 44.0 VIEW PENDING SERVICES - RE-REQUEST ACTIVATION CODE - WITHOUT SERVICES

Social Security Online  
www.socialsecurity.gov

### Business Services Online

[Main Menu](#) | [Contact Us](#) | [BSO Information](#) | [Keyboard Navigation](#)

HELP

STANLEY RUTKOWSKI

Log Out

### Re-Request Activation Codes

**Manage Account**

- [View/Edit Account Info](#)
- [Change Password](#)
- [Disable Account](#)

**Manage Services**

- [View/Edit Services](#)
- [Request New Services](#)
- [View Pending Services](#)
- [Enter Activation Codes](#)

**Manage Employer Information**

- [Add/Update Employer Information](#)

You have not entered the activation code(s) for the requested services listed below. If you have not received your activation code(s) or have misplaced them, you may have the activation code(s) mailed to you again by selecting the service(s) below. You may only request activation codes every 10 days. Each activation code will expire 60 days after the date you initially selected the service. If the activation code expires, select [Request New Services](#) on the left panel to re-select the service.

**The service(s) listed below is (are) currently pending because your employer's address cannot be found in SSA records.**

**You may have already faxed in the required information.** You will be informed by email, phone, or fax what to do next. You should hear from us within two business days after sending your fax. Please note that from January through April, the peak wage-reporting season, it may take a few business days longer.

**If you have not faxed in the required information, please send a fax to 1-877-267-4016 and provide the following information:**

A letter on your company's letter head providing the following:

- A copy of IRS Form SS-4 (or)
- A copy of IRS Form 941 (or)
- IRS EIN Notification Letter **and** a letter on your company letter head including the following:
  - Your Company Name
  - Your Company Address
  - Your Company Telephone Number
  - Your Name
  - Your Social Security Number
  - Your Date of Birth
  - Your User ID (used to log in to BSO)
  - Your Signature
  - Your Printed Name
  - Your Title
  - Authorizing Official's Name
  - Authorizing Official's Title
  - Authorizing Official's Date of Birth
  - Authorizing Official's Social Security Number
  - Statement certifying that you work for the employer and are authorized to conduct business on behalf of the employer

Cancel

Re-Request

www.socialsecurity.gov

## 45.0 VIEW PENDING SERVICES - RE-REQUEST ACTIVATION CODE - WITH SERVICES

Social Security Online

# Business Services Online

www.socialsecurity.gov

[Main Menu](#) | [Contact Us](#) | [BSO Information](#) | [Keyboard Navigation](#)

HELP

JOHN PUBLIC



### Re-Request Activation Codes

[Log Out](#)

#### Main Menu

#### Manage Account

- [View/Edit Account Info](#)
- [Change Password](#)
- [Disable Account](#)

#### Manage Services

- [View/Edit Services](#)
- [Request New Services](#)
- [View Pending Services](#)
- [Enter Activation Codes](#)

#### Manage Employer Information

- [Add/Update Employer Information](#)
- [Remove Employer Information](#)

You have not entered the activation code(s) for the requested services listed below. If you have not received your activation code(s) or have misplaced them, you may have the activation code mailed to you again by selecting the service(s) below. You may only request activation codes every 10 days. Each activation code will expire 60 days after the date you initially selected the service. If the activation code expires, select [Request New Services](#) on the left panel to re-select the service.

**View Wage Report Name/SSN Errors**

- View Wage Report Name/SSN Errors will display these errors for the wage information submitted by you or for your employer.

[Cancel](#)

[Re-Request](#)

www.socialsecurity.gov

# 46.0 VIEW PENDING SERVICES - CONFIRMATION OF ACTIVATION CODE NOTICE RE-REQUEST

Social Security Online

## Business Services Online

www.socialsecurity.gov

[Main Menu](#) | [Contact Us](#) | [BSO Information](#) | [Keyboard Navigation](#)

[HELP](#)

JOHN PUBLIC

[Log Out](#)



### View Pending Services - Confirmation of Activation Code Notice Re-Request

#### Main Menu

You have successfully submitted a request for a new activation notice.

#### Manage Account

- [View/Edit Account Info](#)
- [Change Password](#)
- [Disable Account](#)

[View Pending Services](#)

[Go to the Main Menu](#)

#### Manage Services

- [View/Edit Services](#)
- [Request New Services](#)
- [View Pending Services](#)
- [Enter Activation Codes](#)

#### Manage Employer Information

- [Add/Update Employer Information](#)
- [Remove Employer Information](#)

www.socialsecurity.gov

# 47.0 ENTER TEXT-ENABLED CELL PHONE

Social Security Online

## Appointed Representative Services

www.socialsecurity.gov

Main Menu | Contact Us | BSO Information | Keyboard Navigation

HELP

JOHN PUBLIC  
Rep ID: ABCD9REPID



### Enter Text-Enabled Cell Phone Number

Log Out

#### Main Menu

#### Manage Account

- [View/Edit Account Info](#)
- [Change Password](#)
- [Disable Account](#)

#### Manage Services

- [View/Edit Services](#)
- [Request New Services](#)
- [View Pending Services](#)
- [Enter Activation Codes](#)

\*Indicates Required Information

**The following services you are activating require an increased level of security due to the sensitive information they may contain:**

- Access Claimant's Electronic Folder

Provide a Cell Phone Number

A text-enabled cell phone number must be provided so that SSA can send a one-time password to you by text message whenever you access specific services. This text-enabled cell phone number will also be used for services you request in the future.

\*Text-enabled Cell Phone Number: [Why do I need a text-enabled cell phone?](#)



**Make sure your cell phone number is available before you continue!**  
Please allow up to two minutes for the text message to arrive. The one-time password will be valid for a total of 10 minutes from the time of your request.

< Back

Cancel

Next >

www.socialsecurity.gov



DAVID LEIGHTON  
Rep ID: HFK8XCCQ7B



## Enter Text-Enabled Cell Phone Number

Log Out

### Manage Account

- [View/Edit Account Info](#)
- [Change Password](#)
- [Disable Account](#)

\*Indicates Required Information

The following services you are activating require an increased level of security due to information they may contain:

- Access Claimant's Electronic Folder

Provide a Cell Phone Number

A text-enabled cell phone number must be provided so that SSA can send a one-time password message whenever you access specific services. This text-enabled cell phone number will also be used for other services you request in the future.

\*Text-enabled Cell Phone Number: [Why do I need a text-enabled cell phone?](#)



**Make sure your cell phone number is available before you continue!**

Please allow up to two minutes for the text message to arrive. The one-time password is valid for a total of 10 minutes from the time of your request.

<a href="#">&lt; Back</a>	<a href="#">Cancel</a>	<a href="#">Next &gt;</a>
---------------------------	------------------------	---------------------------

# 48.0 EMPLOYER INFORMATION ATTESTATION (UPDATE)

Social Security Online  
www.socialsecurity.gov

ROBERT BIRMINGHAM  
User ID: R7JZH5VT

[Log Out](#)

**Manage Account**

- [View/Edit Account Info](#)

**Manage Services**

- [View/Edit Services](#)
- [Request New Services](#)
- [View Pending Services](#)
- [Enter Activation Codes](#)

**Manage Employer Information**

- [Add/Update Employer Information](#)

Business Services Online  
Main Menu | Contact Us | BSO Information | Keyboard Navigation

## Employer Information Attestation

Please read the following information about entering employer information to request access to BSO services.

**Employer Information for Business Services Online.**

To request access to BSO services, complete the employer information form and select the submit button on the following page. The information you submit will be verified against our records.

After successfully entering employer information, you will be able to select individual services based upon the suite(s) of services you selected.

You may update your employer information any time.

I understand that the Social Security Administration (SSA) will validate the information I provide against the information in SSA's files

**User Certification for SSA Business Services Online**

I certify that:

- I am currently employed by the employer associated with my employer information and am authorized to conduct business on behalf of the employer.  
OR
- I am the employer of an individual or individuals who work(s) for me in my household.  
OR
- I am a self-employed individual.  
OR
- I am a volunteer for an organization.
- I understand that SSA may prevent me and/or the company or organization I represent from using these services if SSA determines or suspects there has been misuse of these services.
- I understand that I may be subject to penalties if I submit fraudulent information.

*By selecting the "I Accept" button, you certify that you have read, understand and agree to the user certification of Business Services Online.*

# 49.0 ADD EMPLOYER

Social Security Online  
www.socialsecurity.gov

## Business Services Online


[Main Menu](#) | [Contact Us](#) | [BSO Information](#) | [Keyboard Navigation](#)

HELP

---

STANLEY RUTKOWSKI

[Log Out](#)



### Add Employer Information

OMB No. 0960-0626  
[Paperwork Reduction Act](#)

---

**Manage Account**

- [View/Edit Account Info](#)
- [Change Password](#)
- [Disable Account](#)

**Manage Services**

- [View/Edit Services](#)
- [Request New Services](#)
- [View Pending Services](#)
- [Enter Activation Codes](#)

**Manage Employer Information**

- [Add/Update Employer Information](#)

You must have an Employer Identification Number (EIN) to request access to some of the BSO Services. If you are self-employed, you may request limited access without an EIN. [Apply For EIN](#)

NOTE: Accountants, CPAs, etc. You only need to register once in your own firm's name. You can then conduct business for as many clients as you wish.

Information about you, or your business or organization: We will compare this information with our records to verify you are currently employed by the business or organization you represent. Correspondence to your employer will be sent to the address we have on file. Select [this link](#) for more help with completing this form.

I have an SSN and I am an employee of a business or organization that has an EIN  
 I do NOT have an SSN and I work outside the U.S. for a business or organization that has an EIN  
 I am Self-Employed with an EIN and receive a W-2 under this EIN  
 I am Self-Employed with an EIN and do NOT receive a W-2 under this EIN  
 I am Self-Employed and my earnings are reported on IRS Schedule SE (Self-Employment Earnings)  
 I am a Household Employer and have an EIN  
 I am a Volunteer for an organization that has an EIN

**Employer Identification Number (EIN):**

(If you do NOT have an EIN then leave this field blank)

**Business or Organization Name:**

You may edit the name here, but it does not change the name on Internal Revenue Service (IRS) records.

---

Cancel

Submit Employer Information

www.socialsecurity.gov

Page 59 of 98

# 50.0 ADD EMPLOYER INFORMATION SUCCESSFUL (UPDATE)

Social Security Online  
www.socialsecurity.gov

Business Services Online  
Main Menu | Contact Us | BSO Information | Keyboard Navigation

ROBERT BIRMINGHAM  
User ID: R7JZH5VT

Log Out

**Add Employer Information**

You have successfully added your employer information.

Manage Account  
• [View/Edit Account Info](#)

Manage Services  
• [View/Edit Services](#)  
• [Request New Services](#)  
• [View Pending Services](#)  
• [Enter Activation Codes](#)

Manage Employer Information  
• [Add/Update Employer Information](#)

Main Menu Request Access to BSO Services

www.socialsecurity.gov

# 51.0 UPDATE YOUR EMPLOYER INFORMATION (UPDATE)

Social Security Online  
www.socialsecurity.gov

ROBERT BIRMINGHAM  
User ID: RJZKSVT  
[Log Out](#)

**Manage Account**

- [View/Edit Account Info](#)

**Manage Services**

- [View/Edit Services](#)
- [Request New Services](#)
- [View Pending Services](#)
- [Enter Activation Codes](#)

**Manage Employer Information**

- [Add/Update Employer Information](#)
- [Remove Employer Information](#)

**Business Services Online**  
Main Menu | Contact Us | BSO Information | Keyboard Navigation

### Update Your Employer Information

This employer information form is used to gather information about the business you own or by which you are employed. We will compare this information with our records to verify you are currently employed by the business or organization you represent. Correspondence with your employer will be sent to the address we have on file.

To change your EIN you must first "Remove Your Employer Information" using the link in the left panel. That will deactivate all active services with this employer. Then re-request services for the new EIN using the "Request New Services" link in the left panel.

I have an SSN and I am an employee of a business or an organization that has an EIN.

**Employer Identification Number (EIN):**  [Look-up Name](#)

**Business or Organization Name:**

You may add the name here, but it does not change the name on Internal Revenue Service (IRS) records.

# 52.0 UPDATE YOUR EMPLOYER INFORMATION (UPDATE)

Social Security Online  
www.socialsecurity.gov

Business Services Online  
Main Menu | Contact Us | BSO Information | Keyboard Navigation

ROBERT BIRMINGHAM  
User ID: RTJZH5VT  
Log Out

**Update Your Employer Information Successful**  
Your employer information has been updated.

Manage Account  
• [View/Edit Account Info](#)

Manage Services  
• [View/Edit Services](#)  
• [Request New Services](#)  
• [View Pending Services](#)  
• [Enter Activation Codes](#)

Manage Employer Information  
• [Add/Update Employer Information](#)  
• [Remove Employer Information](#)

Main Menu

www.socialsecurity.gov

# 53.0 REMOVE YOUR EMPLOYER INFORMATION (UPDATE)

Social Security Online  
www.socialsecurity.gov

Business Services Online  
Main Menu | Contact Us | BSO Information | Keyboard Navigation

ROBERT BIRMINGHAM  
User ID: R7JZH5VT  
[Log Out](#)

**Remove Your Employer Information**

Employer Identification Number (EIN):

Business or Organization Name:

Removing this employer information will cause the following services to be deactivated:  
Select "Remove Employer" to remove your employer information and deactivate access to the services listed above.

Manage Account  
• [View/Edit Account Info](#)

Manage Services  
• [View/Edit Services](#)  
• [Request New Services](#)  
• [View Pending Services](#)  
• [Enter Activation Codes](#)

Manage Employer Information  
• [Add/Update Employer Information](#)  
• [Remove Employer Information](#)

www.socialsecurity.gov

# 54.0 REMOVE YOUR EMPLOYER INFORMATION SUCCESSFUL (UPDATE)

Social Security Online  
www.socialsecurity.gov

Business Services Online  
Main Menu | Contact Us | BSO Information | Keyboard Navigation

ROBERT BIRMINGHAM  
User ID: R7JZH9VT  
[Log Out](#)

**Remove Your Employer Information Successful**

Your employer information has been removed and all access to services associated with that employer has been deactivated.

Select "Request Access to BSO Services" to request access to business services online and add new employer information, if required

[BSO Main Menu](#) [Request Access to BSO Services](#)

Manage Account

- [View/Edit Account Info](#)

Manage Services

- [View/Edit Services](#)
- [Request New Services](#)
- [View Pending Services](#)
- [Enter Activation Codes](#)

Manage Employer Information

- [Add/Update Employer Information](#)

www.socialsecurity.gov



# 55.0 VIEW/EDIT ACCOUNT (UPDATE)

BECKY SWEDLUND

[Log Out](#)



## View/Edit Account Information

### Manage Account

- [View/Edit Account Info](#)
- [Change Password](#)
- [Disable Account](#)

### Manage Services

- [View/Edit Services](#)
- [Request New Services](#)
- [View Pending Services](#)
- [Enter Activation Codes](#)

### Manage Employer Information

- [Add/Update Employer Information](#)
- [Remove Employer Information](#)

Your account information is displayed below. You may update this information at anytime.

#### Personal & Contact Information

[Edit Personal Information](#)

Name: BECKY L SWEDLUND  
 Date of Birth: 06/01/1936  
 SSN: XXX-XX-8301  
 Country: United States  
 Home Street Address: 8419 SPRING CREEK WAY  
 City, State, Zip: SEVERN MD , MD 21144  
 Daytime Phone Number: (410) 966-8375  
 Fax Number:  
 Email: Quang.Nguyen@ssa.gov

#### Security Questions and Answers

[Edit Security Questions](#)

Question 1: WHAT IS THE NAME OF YOUR FIRST NEPHEW?  
 Answer 1: 323ADF  
 Question 2: WHAT IS YOUR HOMETOWN?  
 Answer 2: DFAERS  
 Question 3: WHAT IS THE NAME OF THE HIGH SCHOOL YOU ATTENDED?  
 Answer 3: ADFHH  
 Question 4: WHAT IS THE YEAR YOU GRADUATED HIGH SCHOOL?  
 Answer 4: LMKALIDF  
 Question 5: WHAT IS THE MIDDLE NAME OF YOUR FATHER?  
 Answer 5: ERCCGG

[Main Menu](#)

# 56.0 EDIT PERSONAL & CONTACT INFORMATION (UPDATE)

Social Security Online  
www.socialsecurity.gov

BECKY SWEDLUND  
[Log Out](#)

**Manage Account**

- [View/Edit Account Info](#)
- [Change Password](#)
- [Disable Account](#)

**Manage Services**

- [View/Edit Services](#)
- [Request New Services](#)
- [View Pending Services](#)
- [Enter Activation Codes](#)

**Manage Employer Information**

- [Add/Update Employer Information](#)
- [Remove Employer Information](#)

**Business Services Online**

[Main Menu](#) | [Contact Us](#) | [BSO Information](#) | [Keyboard Navigation](#)

---

**Edit Personal & Contact Information**

\* Indicates required information

**Personal Information**

\*Name:      
\*First Middle \*Last Suffix

\*Date of Birth:   
mmddyyyy

**Personal Contact Information**

\*Country:

\*Home Street Address:

\*City:  \*State:  \*Zip Code:  Ext.:

\*Daytime Phone Number:  Extension:

Fax Number:

\*Email Address: [Why do you need an email address?](#)

[Cancel](#) [Update Information](#)

# 57.0 EDIT PERSONAL & CONTACT INFORMATION - CONFIRMATION (UPDATE)

Social Security Online

Business Services Online

www.socialsecurity.gov

Main Menu | Contact Us | BSO Information | Keyboard Navigation

HELP

BECKY SWEDLUND



## Edit Personal & Contact Information - Confirmation

Log Out

You have successfully updated your personal and contact information.

Your new information will be displayed on the View / Edit Account Info page.

[Go to the Main Menu](#)

### Manage Account

- [View/Edit Account Info](#)
- [Change Password](#)
- [Disable Account](#)

### Manage Services

- [View/Edit Services](#)
- [Request New Services](#)
- [View Pending Services](#)
- [Enter Activation Codes](#)

### Manage Employer Information

- [Add/Update Employer Information](#)
- [Remove Employer Information](#)

www.socialsecurity.gov

# 58.0 CHANGE TEXT-ENABLED CELL PHONE NUMBER - OPTION 1 SELECTED

Social Security Online

## Appointed Representative Services

www.socialsecurity.gov

Main Menu | Contact Us | BSO Information | Keyboard Navigation

HELP

JOHN PUBLIC  
Rep ID: ABCD9REPID



### Change Text-enabled Cell Phone Number

Log Out

#### Main Menu

#### Manage Account

- [View/Edit Account Info](#)
- [Change Password](#)
- [Disable Account](#)

#### Manage Services

- [View/Edit Services](#)
- [Request New Services](#)
- [View Pending Services](#)
- [Enter Activation Codes](#)

To change your text-enabled cell phone number online *immediately*, you must be in possession of the current cell phone number below *and* the new cell phone number you would like to change it to. If you do not have both cell phone numbers available, you will be provided an alternative means to change your number.

**Current Text-enabled Cell Phone Number: (123) 123-1234**

Select an option to change your number:

- I have **both** my current text-enabled cell phone number **and** the new cell phone number I would like to change it to available.
- I have received a notice in the mail to change my text-enabled cell phone number.
- I do not have either of the above options.



**Make sure your current number is available before you continue!**

When you select "Next", a one-time password will be sent by text message to your current text-enabled cell phone number. You will need to enter the password within 10 minutes to validate your identity and change your number.

Cancel

Next >

www.socialsecurity.gov

# 59.0 CHANGE TEXT-ENABLED CELL PHONE NUMBER - STEP 1: ENTER ONE-TIME PASSWORD

Social Security Online

## Appointed Representative Services

www.socialsecurity.gov

Main Menu | Contact Us | BSO Information | Keyboard Navigation

HELP

JOHN PUBLIC  
Rep ID: ABCD9REPID



### Change Text-enabled Cell Phone Number

Log Out

#### Step 1: Enter One-Time Password

#### Change Number

\*Indicates required information

1. Enter Password
2. Provide New Number
3. Verify Number
4. Confirmation



**A one-time password has been sent to cell phone number: (123) 123-1234**  
Please allow up to two minutes for the text message to arrive. The one-time password will be valid for a total of 10 minutes from the time of your request.

\*Enter  
One  
Time  
Password:

#### Didn't receive a text Message?

1. Is your cell phone receiving service reception? You may need to move to a location where you can get a better signal.
2. Still unable to continue? We can [send a new text message](#).

< Back

Cancel

Next >

www.socialsecurity.gov

# 60.0 CHANGE TEXT-ENABLED CELL PHONE NUMBER - STEP 2: PROVIDE A NEW CELL PHONE NUMBER

Social Security Online

## Appointed Representative Services

www.socialsecurity.gov

Main Menu | Contact Us | BSO Information | Keyboard Navigation

HELP

JOHN PUBLIC  
Rep ID: ABCD9REPID



### Change Secure Text-enabled Cell Phone Number

Log Out

#### Step 2: Provide a New Cell Phone Number

#### Change Number

- 1. Enter Password
- 2. **Provide New Number**
- 3. Verify Number
- 4. Confirmation

\*Indicates required information

Please provide your **new cell phone number**. A text-enabled cell phone number is required so that SSA can send a one-time password to you by text message when you access secure services. This cell phone number will be used for all services you request in the future.

\*Text-enabled Cell Phone Number: [Why do I need a text-enabled cell phone?](#)



#### Make sure your new cell phone number is available before you continue!

Please allow up to two minutes for the text message to arrive. The one-time password will be valid for a total of 10 minutes from the time of your request.

< Back Cancel

Next >

www.socialsecurity.gov

# 61.0 CHANGE TEXT-ENABLED CELL PHONE NUMBER - STEP 2: PROVIDE A NEW CELL PHONE NUMBER - FAIL

Social Security Online

## Appointed Representative Services

www.socialsecurity.gov

Main Menu | Contact Us | BSO Information | Keyboard Navigation

HELP

JOHN PUBLIC  
Rep ID: ABCD9REPID



### Change Secure Text-enabled Cell Phone Number

Log Out

#### Step 2: Provide a New Cell Phone Number

#### Change Number

1. Enter Password
2. **Provide New Number**
3. Verify Number
4. Confirmation

• You have entered an invalid cell phone number.

\*Indicates required information

Please provide your **new cell phone number**. A text-enabled cell phone number is required so that SSA can send a one-time password to you by text message when you access secure services. This cell phone number will be used for all services you request in the future.

\*Text-enabled Cell Phone Number: [Why do I need a text-enabled cell phone?](#)

1231231234



**Make sure your new cell phone number is available before you continue!**

Please allow up to two minutes for the text message to arrive. The one-time password will be valid for a total of 10 minutes from the time of your request.

< Back Cancel

Next >

www.socialsecurity.gov

# 62.0 CHANGE TEXT-ENABLED CELL PHONE NUMBER - STEP 3: VERIFY YOUR NEW CELL PHONE NUMBER

Social Security Online

## Appointed Representative Services

www.socialsecurity.gov

Main Menu | Contact Us | BSO Information | Keyboard Navigation

HELP

JOHN PUBLIC  
Rep ID: ABCD9REPID



### Change Text-enabled Cell Phone Number

Log Out

#### Step 3: Verify your New Cell Phone Number

#### Change Number

1. Enter Password
2. Provide New Number
3. **Verify Number**
4. Confirmation

\*Indicates required information



**A one-time password has been sent to cell phone number: (123) 123-1234**  
 Please allow up to two minutes for the text message to arrive. The one-time password will be valid for a total of 10 minutes from the time of your request.

**\*Enter One Time Password:**

#### Didn't receive a text Message?

1. Verify that your cell phone number is correct. If it is not correct, please update your number.
2. Is your cell phone receiving service reception? You may need to move to a location where you can get a better signal.
3. Still unable to continue? We can [send a new text message](#).

< Back

Cancel

Change Number

www.socialsecurity.gov



# 63.0 CHANGE TEXT-ENABLED CELL PHONE NUMBER - STEP 3: VERIFY YOUR NEW CELL PHONE NUMBER - FAIL

Social Security Online

## Appointed Representative Services

www.socialsecurity.gov

Main Menu | Contact Us | BSO Information | Keyboard Navigation

HELP

JOHN PUBLIC  
Rep ID: ABCD9REPID

[SSA logo: link to Social Security Online home](#)

### Change Text-enabled Cell Phone Number

Log Out

#### Step 3: Verify your New Cell Phone Number

#### Change Number

1. Enter Password
2. Provide New Number
3. **Verify Number**
4. Confirmation

• Password entered does not match password sent. Please re-enter the password you received.

\*Indicates required information



**A one-time password has been sent to cell phone number: (123) 123-1234**  
Please allow up to two minutes for the text message to arrive. The one-time password will be valid for a total of 10 minutes from the time of your request.

\*Enter One Time Password:

#### Didn't receive a text Message?

1. Verify that your cell phone number is correct. If it is not correct, please update your number.
2. Is your cell phone receiving service reception? You may need to move to a location where you can get a better signal.
3. Still unable to continue? We can [send a new text message](#).

< Back

Cancel

Change Number

www.socialsecurity.gov

# 64.0 CHANGE TEXT-ENABLED CELL PHONE NUMBER - STEP 4: CONFIRMATION

Social Security Online

## Appointed Representative Services

www.socialsecurity.gov

[Main Menu](#) | [Contact Us](#) | [BSO Information](#) | [Keyboard Navigation](#)

[HELP](#)

JOHN PUBLIC  
Rep ID: ABCD9REPID



### Change Text-enabled Cell Phone Number

[Log Out](#)

#### Step 4: Confirmation

Your secure text-enabled cell phone number has been changed to (123) 123-1234.

This cell phone will be required whenever you attempt to enter certain services.

#### Change Number

1. Enter Password
2. Provide New Number
3. Verify Number
4. **Confirmation**

[View Account Info](#)

[Go to Main Menu](#)

www.socialsecurity.gov

# 65.0 CHANGE TEXT-ENABLED CELL PHONE NUMBER - OPTION 2 SELECTED

Social Security Online

## Appointed Representative Services

www.socialsecurity.gov

[Main Menu](#) | [Contact Us](#) | [BSO Information](#) | [Keyboard Navigation](#)

[HELP](#)

JOHN PUBLIC  
Rep ID: ABCD9REPID



### Change Text-enabled Cell Phone Number

[Log Out](#)

#### Main Menu

#### Manage Account

- [View/Edit Account Info](#)
- [Change Password](#)
- [Disable Account](#)

#### Manage Services

- [View/Edit Services](#)
- [Request New Services](#)
- [View Pending Services](#)
- [Enter Activation Codes](#)

To change your text-enabled cell phone number online *immediately*, you must be in possession of the current cell phone number below *and* the new cell phone number you would like to change it to. If you do not have both cell phone numbers available, you will be provided an alternative means to change your number.

**Current Text-enabled Cell Phone Number: (123) 123-1234**

Select an option to change your number:

- I have **both** my current text-enabled cell phone number **and** the new cell phone number I would like to change it to available.
- I have received a notice in the mail to change my text-enabled cell phone number.
- I do not have either of the above options.

[Cancel](#)

[Next >](#)

www.socialsecurity.gov

# 66.0 CHANGE TEXT-ENABLED CELL PHONE NUMBER - STEP 1: ENTER ONE-TIME PASSWORD

Social Security Online

## Appointed Representative Services

www.socialsecurity.gov

[Main Menu](#) | [Contact Us](#) | [BSO Information](#) | [Keyboard Navigation](#)

[HELP](#)

JOHN PUBLIC  
Rep ID: ABCD9REPID



### Change Text-enabled Cell Phone Number

#### Step 1: Enter One-Time Password

[Log Out](#)

#### Change Number

1. Enter Password
2. Provide New Number
3. Verify Number
4. Confirmation

\*Indicates required information

**A one-time password was provided on the notice you received.** Entering the password below will allow you to change your secure text-enabled cell phone number.

\*Enter One Time Password:

[< Back](#)

[Cancel](#)

[Next >](#)

www.socialsecurity.gov

# 67.0 CHANGE TEXT-ENABLED CELL PHONE NUMBER - OPTION 3 SELECTED

Social Security Online

## Appointed Representative Services

www.socialsecurity.gov

[Main Menu](#) | [Contact Us](#) | [BSO Information](#) | [Keyboard Navigation](#)

[HELP](#)

JOHN PUBLIC  
Rep ID: ABCD9REPID



### Change Text-enabled Cell Phone Number

[Log Out](#)

#### Main Menu

#### Manage Account

- [View/Edit Account Info](#)
- [Change Password](#)
- [Disable Account](#)

#### Manage Services

- [View/Edit Services](#)
- [Request New Services](#)
- [View Pending Services](#)
- [Enter Activation Codes](#)

To change your text-enabled cell phone number online *immediately*, you must be in possession of the current cell phone number below *and* the new cell phone number you would like to change it to. If you do not have both cell phone numbers available, you will be provided an alternative means to change your number.

**Current Text-enabled Cell Phone Number: (123) 123-1234**

Select an option to change your number:

- I have **both** my current text-enabled cell phone number **and** the new cell phone number I would like to change it to available.
- I have received a notice in the mail to change my text-enabled cell phone number.
- I do not have either of the above options.

[Cancel](#)

[Next >](#)

www.socialsecurity.gov

# 68.0 CHANGE TEXT-ENABLED CELL PHONE NUMBER - REQUEST A NOTICE TO CHANGE YOUR CELL PHONE NUMBER

Social Security Online

## Appointed Representative Services

www.socialsecurity.gov

[Main Menu](#) | [Contact Us](#) | [BSO Information](#) | [Keyboard Navigation](#)

[HELP](#)

JOHN PUBLIC  
Rep ID: ABCD9REPID



### Change Text-enabled Cell Phone Number

[Log Out](#)

#### Request a Notice to Change your Cell Phone Number

#### Main Menu

#### Manage Account

- [View/Edit Account Info](#)
- [Change Password](#)
- [Disable Account](#)

#### Manage Services

- [View/Edit Services](#)
- [Request New Services](#)
- [View Pending Services](#)
- [Enter Activation Codes](#)

In order to change your text-enabled cell phone number, you will need to request for a notice to be sent to your mailing address on file.

The notice you will receive will contain a one-time password that will allow you to provide a new text-enabled cell phone number. Please allow up to two weeks for your notice to arrive.

Select 'Request a Notice' below to submit your request.

[< Back](#)

[Cancel](#)

[Request a Notice](#)

www.socialsecurity.gov

# 69.0 CHANGE TEXT-ENABLED CELL PHONE NUMBER - A NOTICE WILL BE MAILED TO YOU TO CHANGE YOUR TEXT-ENABLED CELL PHONE NUMBER

Social Security Online

## Appointed Representative Services

www.socialsecurity.gov

[Main Menu](#) | [Contact Us](#) | [BSO Information](#) | [Keyboard Navigation](#)

[HELP](#)

JOHN PUBLIC  
Rep ID: ABCD9REPID



### Change Text-enabled Cell Phone Number

Log Out

**A notice will be mailed to you to change your text-enabled cell phone number.**

#### Main Menu

#### Manage Account

- [View/Edit Account Info](#)
- [Change Password](#)
- [Disable Account](#)

Please allow up to two weeks for your notice to arrive. Once received, you will need to return to the Change Text-enabled Cell Phone Number page and select the notice option to change your number.

View Account Info

Go to Main Menu

#### Manage Services

- [View/Edit Services](#)
- [Request New Services](#)
- [View Pending Services](#)
- [Enter Activation Codes](#)

www.socialsecurity.gov

# 70.0 EDIT SECURITY QUESTIONS

Social Security Online

## Appointed Representative Services

www.socialsecurity.gov

Main Menu | Contact Us | BSO Information | Keyboard Navigation

HELP

JOHN PUBLIC  
Rep ID: ABCD9REPID



### Edit Security Questions

Log Out

#### Main Menu

#### Manage Account

- [View/Edit Account Info](#)
- [Change Password](#)
- [Disable Account](#)

#### Manage Services

- [View/Edit Services](#)
- [Request New Services](#)
- [View Pending Services](#)
- [Enter Activation Codes](#)

The security questions and answers you select will be used to validate your identity in case you forget your password.

\* Indicates required information

**\*Question 1:**

WHAT IS THE NAME OF YOUR FIRST NEPHEW?

**\*Answer 1:**

ANSWER1

**\*Question 2:**

WHAT IS YOUR HOMETOWN?

**\*Answer 2:**

ANSWER4

**\*Question 3:**

WHAT IS THE NAME OF YOUR FIRST NIECE?

**\*Answer 3:**

ANSWER2

**\*Question 4:**

WHAT IS THE NAME OF YOUR FIRST PET?

**\*Answer 4:**

ANSWER3

**\*Question 5:**

WHAT WAS YOUR FIRST JOB?

**\*Answer 5:**

ANSWER5

Cancel

Update Information

www.socialsecurity.gov



# 71.0 EDIT SECURITY QUESTIONS - CONFIRMATION

Social Security Online

## Appointed Representative Services

www.socialsecurity.gov

[Main Menu](#) | [Contact Us](#) | [BSO Information](#) | [Keyboard Navigation](#)

[HELP](#)

JOHN PUBLIC  
Rep ID: ABCD9REPID



### Edit Security Questions - Confirmation

[Log Out](#)

You have successfully updated your security questions.

Your new information will be displayed on the View / Edit Account Info page.

[Go to the Main Menu](#)

#### Main Menu

#### Manage Account

- [View/Edit Account Info](#)
- [Change Password](#)
- [Disable Account](#)

#### Manage Services

- [View/Edit Services](#)
- [Request New Services](#)
- [View Pending Services](#)
- [Enter Activation Codes](#)

www.socialsecurity.gov

# 72.0 CHANGE PASSWORD- (UPDATE)

Social Security Online  
www.socialsecurity.gov

Business Services Online  
BSO Welcome | BSO Information | Keyboard Navigation

## Change Password

You must change your temporary password before continuing with BSO Services.

Enter Current Password:  For security Purposes, your password will expire and must be changed every 90 days.

Enter New Password:

Confirm New Password:

**Your Password:**

- Must contain exactly 8 characters
- Must contain only numbers and letters
- Must contain at least 1 number and 1 letter
- Must not be a commonly used password
- Is not case sensitive

www.socialsecurity.gov BSO Welcome | BSO Information | Keyboard Navigation HELP

# 73.0 PASSWORD CHANGE SUCCESSFUL (UPDATE)

Social Security Online  
www.socialsecurity.gov

Business Services Online  
Main Menu | Contact Us | BSO Information | Keyboard Navigation

HELP

BECKY SWEDLUND

Log Out



## Password Change Successful

**Your password has been successfully changed.**  
Your new password will remain valid until: November 03, 2024

[Go to the Main Menu](#)

### Manage Account

- [View/Edit Account Info](#)
- [Change Password](#)
- [Disable Account](#)

### Manage Services

- [View/Edit Services](#)
- [Request New Services](#)
- [View Pending Services](#)
- [Enter Activation Codes](#)

### Manage Employer Information

- [Add/Update Employer Information](#)

www.socialsecurity.gov

# 74.0 DISABLE ACCOUNT (UPDATE)

Social Security Online  
www.socialsecurity.gov

## Appointed Representative Services

Main Menu | Contact Us | BSO Information | Keyboard Navigation

HELP

MILLIE JACOBSEN  
Rep ID: X57SXRFFVVT

Log Out



### Disable Account

#### Manage Account

- [View/Edit Account Info](#)
- [Change Password](#)
- [Disable Account](#)

This function will disable your User ID so that it can no longer be used to access online services.

\* Indicates required information

\*Input Current Password:

#### \*Why are you disabling the account?

- I am no longer authorized to access these services and/or I no longer require these services.
- The account has been compromised (ex: unauthorized access or disclosure).



**Your account will be permanently disabled.**

If you continue you will need to register a new account to access online services.

Cancel

Disable Account

www.socialsecurity.gov

# 75.0 DISABLE ACCOUNT - ERROR (UPDATE)


Social Security Online  
www.socialsecurity.gov

Main Menu | Contact Us | BSO Information | Keyboard Navigation

WILLIE JACOBSEN  
Rep ID: X57SXRFFVVT

Log Out

Appointed Representative Services

 **Disable Account**

**We Cannot Match The Information That You Provided**


We are sorry for the inconvenience, but we cannot match the information you have sent us. Make any corrections necessary and resubmit your request.

If the information that you have provided is correct, it may be necessary to correct our records. Please call 1-800-772-6270, Monday through Friday, 7:00 a.m to 5:30 p.m. Eastern Time to speak with Employer Customer Service personnel. For TDD/TTY, call 1-800-325-0778.

This function will disable your User ID so that it can no longer be used to access online services.  
\* Indicates required information

\*Input Current Password:  
.....

\*Why are you disabling the account?  
 I am no longer authorized to access these services and/or I no longer require these services.  
 The account has been compromised (ex: unauthorized access or disclosure).

 **Your account will be permanently disabled.**  
If you continue you will need to register a new account to access online services.

Cancel Disable Account

www.socialsecurity.gov

## 76.0 DISABLE ACCOUNT - CONFIRMATION

Social Security Online

# Business Services Online

www.socialsecurity.gov

[Main Menu](#) | [Contact Us](#) | [BSO Information](#) | [Keyboard Navigation](#)

HELP 

JOHN PUBLIC



### Disable Account - Confirmation

Log Out

**Your account has been successfully disabled.**

Your account can no longer be used to access online services. You will need to create a new account to login to SSA online services again.

I'm Done - Log Out

www.socialsecurity.gov

# 77.0 USER IDENTIFICATION DEACTIVATED (UPDATE)

Social Security Online  
www.socialsecurity.gov

Business Services Online  
BSO Welcome | BSO Information | Keyboard Navigation

**User Identification Deactivated**

**Your User ID has been deactivated.**

This means SSA, your employer, or you have deactivated your User ID. To access Business Services Online you will need to register for a new User ID. If you deactivated your own User ID you can register for a new User ID online by selecting the Re-register button below.

If you did not deactivate your own User ID please, call:  
**1-800-772-6270. For TDD/TTY call 1-800-325-0778**  
 to speak with an Employer Customer Service Representative.

[BSO Welcome](#) [Re-register](#)

www.socialsecurity.gov BSO Welcome | BSO Information | Keyboard Navigation HELP

# 78.0 FORGOT PASSWORD UPDATE SUCCESSFUL

Social Security Online

## Business Services Online

[www.socialsecurity.gov](http://www.socialsecurity.gov)

[BSO Welcome](#) | [BSO Information](#) | [Keyboard Navigation](#)

[HELP](#)



### Forgot Password Update Successful

#### Online Services Availability

- Monday-Friday: 5 AM - 1 AM ET
- Saturday: 5 AM - 11 PM ET
- Sunday: 8 AM - 11:30 PM ET

Your forgotten password has been successfully changed.

[BSO Welcome](#)

[Log In](#)

[www.socialsecurity.gov](#) | [1-800-795-3271](#) | [TTY: 1-800-325-7717](#)



# 79.0 REQUEST PASSWORD BY MAIL (UPDATE)

Office of Systems El... IRES Internet Use C... ATS-MI-Audit - View BSO DOVS Status Reports Home Page - DESEI... IDA TeamRoom IMT IRES CSA Managment Inform... RCS Other favorites

Social Security Online **Business Services Online**

www.socialsecurity.gov BSO Welcome | BSO Information | Keyboard Navigation HELP

## Request Password by Mail

You have requested to receive a temporary password by mail to replace your forgotten password.

To request a temporary password, enter your First Name, Last Name, Social Security Number (if you have one) and Date of Birth, then select Request Temporary Password.

**First Name:**   
**Last Name:**   
**U.S. Social Security Number:**   
**Date of Birth (m m d d y y y y):**


www.socialsecurity.gov BSO Welcome | BSO Information | Keyboard Navigation HELP

# 80.0 PASSWORD BY MAIL SUCCESS (UPDATE)

Social Security Online  
www.socialsecurity.gov

Business Services Online

BSO Welcome | BSO Information | Keyboard Navigation | HELP

 **Password By Mail Success**

**Your request for a new password by mail was successful**


Your temporary password will be sent to you by first class mail usually in 2 weeks. You must wait for your temporary password to use Business Services Online. If you have previously requested a temporary password, that password is now cancelled.

BSO Welcome

www.socialsecurity.gov | BSO Welcome | BSO Information | Keyboard Navigation | HELP

# 81.0 CHANGE PASSWORD (UPDATE)

Social Security Online **Business Services Online**  
 www.socialsecurity.gov | Main Menu | Contact Us | BSO Information | Keyboard Navigation

BECKY SWEDLUND  **Change Password**

[Log Out](#)

**Manage Account**

- [View/Edit Account Info](#)
- [Change Password](#)
- [Disable Account](#)

**Manage Services**

- [View/Edit Services](#)
- [Request New Services](#)
- [View Pending Services](#)
- [Enter Activation Codes](#)

**Manage Employer Information**

- [Add/Update Employer Information](#)
- [Remove Employer Information](#)

Your current password is scheduled to expire: November 03, 2024

**Enter Current Password:**

**Enter New Password:**

**Confirm New Password:**

For security Purposes, your password will expire and must be changed every 90 days.

**Your Password:**

- Must contain exactly **8 characters**
- Must contain **only numbers and letters**
- Must contain **at least 1 number and 1 letter**
- Must **not be a commonly used password**
- Is **not case sensitive**

www.socialsecurity.gov

# 82.0 PASSWORD CHANGE SUCCESSFUL (UPDATE)

BECKY SWEDLUND

Log Out



## Password Change Successful

### Manage Account

- [View/Edit Account Info](#)
- [Change Password](#)
- [Disable Account](#)

### Manage Services

- [View/Edit Services](#)
- [Request New Services](#)
- [View Pending Services](#)
- [Enter Activation Codes](#)

### Manage Employer Information

- [Add/Update Employer Information](#)

**Your password has been successfully changed.**

Your new password will remain valid until: November 03, 2024

[Go to the Main Menu](#)

# 83.0 REACHED LIMIT OF ATTEMPTS (UPDATE)

The screenshot shows the Social Security Online Business Services interface. At the top left, it says 'Social Security Online' and 'www.socialsecurity.gov'. The main header is 'Business Services Online' with navigation links for 'BSO Welcome', 'BSO Information', and 'Keyboard Navigation'. A 'HELP' link is in the top right. The page title is 'Reached Limit of Attempts'. The main content area contains the following text: 'You have reached the limit on number of attempts. We are unable to match the information you entered with our records. If the information you provided is correct, then it may be necessary to correct our records. For assistance, please call 1-800-772-6270 Monday through Friday, 7:00 a.m. to 5:30 p.m. Eastern Time to speak with Employer Customer Service representative. For TDD/TTY, please call 1-800-325-0778.' Below this text are two buttons: 'BSO Welcome' and 'Request Password by Mail'. The footer of the page repeats the 'www.socialsecurity.gov' URL and the navigation links.

# 84.0 ALREADY REGISTERED (UPDATE)

Social Security Online  
www.socialsecurity.gov

Business Services Online  
BSO Welcome | BSO Information | Keyboard Navigation

HELP



## Already Registered

We are unable to complete your request. You have an existing User ID that is already associated with the Employer Identification Number (EIN) that you provided.

For additional assistance, please call 1-800-772-6270 Monday through Friday, 7:00 A.M. to 5:30 P.M. Eastern Time to speak with Employer Customer Service personnel. Please call 1-800-325-0778 for TDD/TTY.

[Main Menu](#)

www.socialsecurity.gov

# 85.0 SYSTEM FAILURE (UPDATE)

Social Security Online  
www.socialsecurity.gov

Appointed Representative Services  
BSO Welcome | BSO Information | Keyboard Navigation

HELP



## System Failure

A system failure occurred. Please contact the Employer Reporting Branch at 1-800-772-6270 between Monday and Friday, 7:00 a.m. and 5:30 p.m. Eastern Time.

BSO Welcome

www.socialsecurity.gov

# 86.0 PAPERWORK REDUCTION ACT STATEMENT - ONLINE REGISTRATION (UPDATE)

**Paperwork Reduction Act: Knowledge-Based Authentication via Access Control**

Last reviewed or modified 05/09/2022



PRA-ACU

This information collection meets the requirements of 44 U.S.C. 3507, as amended by section 2 of the Paperwork Reduction Act of 1995. You do not need to answer these questions unless we display a valid Office of Management and Budget (OMB) control number.

The OMB control number for this form is 0960-0596. The expiration date is November 30, 2024.

We estimate it will take about 5 minutes to read the instructions, gather the facts and answer the questions.

You may send comments on our time estimate to:

Social Security Administration  
6401 Security Blvd.  
Baltimore, MD 21235-0001

*Send only comments on our time estimate to this address, nothing else.*

Close



# 87.0 PAPERWORK REDUCTION ACT STATEMENT - PHONE REGISTRATION (UPDATE)

**Paperwork Reduction Act: Integrated Registration Services**

Last reviewed or modified 05/09/2022



PRA-IRES

This information collection meets the requirements of 44 U.S.C. 3507, as amended by section 2 of the Paperwork Reduction Act of 1995. You do not need to answer these questions unless we display a valid Office of Management and Budget (OMB) control number.

The OMB control number for this form is 0960-0626. The expiration date is March 31, 2025.

We estimate it will take about 12 minutes to read the instructions, gather the facts and answer the questions.

You may send comments on our time estimate to:

Social Security Administration  
6401 Security Blvd.  
Baltimore, MD 21235-0001

*Send only comments on our time estimate to this address, nothing else.*

Close

# 88.0 PRIVACY ACT STATEMENT


Social Security Online  
www.socialsecurity.gov

**Business Services Online**  
BSO Welcome | BSO Information | Keyboard Navigation

HELP

**Online Services Availability**

- Monday-Friday: 5 AM - 1 AM ET
- Saturday: 5 AM - 11 PM ET
- Sunday: 8 AM - 11:30 PM ET



## Privacy Act Statement

**PRIVACY ACT STATEMENT**

**Collection and Use of Personal Information**

Sections 205(a) and 1106 of the Social Security Act, as amended, authorize us to collect this information to allow you access to our online applications. We will use the information you provide to verify your identity and register you, your company, or authorized employee(s) to use our Business Services Online (BSO).

Providing us this information is voluntary. However, failing to provide us with all or part of the information could prevent us from offering you access to our BSO.

We rarely use the information you supply for any purpose other than for registration and granting access to our BSO suite of services. However, we may use the information for the administration of our programs including sharing information:

1. To comply with Federal laws requiring the release of information from our records (e.g., to the Government Accountability Office and Department of Veterans Affairs); and,
2. To facilitate statistical research, audit, or investigative activities necessary to ensure the integrity and improvement of our programs (e.g., to the Bureau of the Census and to private entities under contract with us).

A list of when we may share your information with others, called routine uses, is available in our System of Records Notice entitled, [Master Files of Social Security Number \(SSN\) Holders and SSN Applications](#) (60-0058). Additional information about our BSO suite of services, routine uses of information, programs, and systems is available online at [www.socialsecurity.gov](http://www.socialsecurity.gov) or at your local Social Security office.

We may share the information you provide to other agencies through computer matching programs. Matching programs compare our records with records kept by other Federal, State, or local government agencies. We can use the information from these matching programs to establish or verify a person's eligibility for federally funded or administered benefit programs and for repayment of payments or delinquent debts under these programs.

Close Browser Window

www.socialsecurity.gov