



U.S. Citizenship  
and Immigration  
Services

# My Appointment

OMB-48-004

1615-0113



U.S. Citizenship  
and Immigration  
Services

# USCIS My Appointment Flow

Entry page: <https://my.uscis.gov/appointment/v2>

### My Appointment

Select your language  
English

Have An Appointment Already?  
After viewing your appointment, you can cancel or print your confirmation letter.  
[View your appointment](#)

---

Requesting An Appointment  
Inside the United States

If you are in the United States, you may request an appointment online for the following services:

- ADIT Stamp
- Emergency Advance Parole (EAP)
- Immigration Judge Grant
- Other

If our online tools do not provide the help you need, please call the [USCIS Contact Center](#) to request an appointment.

[Request an appointment](#)

---


Outside the United States

If you are outside the United States, select the international USCIS office with jurisdiction for your residence to schedule an appointment.


Select a Country:

---


If you want an answer fast, click on one of the buttons below.




I want to ask a general question




I need an application form




I want to file an application in person



I am a permanent resident and have not received my Green Card



I want to sign into my USCIS online account or create a new account



I want to check my case status

---

Additional Information about your appointment

- DHS Privacy Notice
- USCIS Accessibility Statement
- Paperwork Reduction Act

---

DHS Warning

You are about to access a Department of Homeland Security (DHS) computer system. This computer system and data therein are property of the U.S. government and provided for official U.S. government information and use. There is no expectation of privacy when you use this computer system. The use of a password or any other security measure does not establish an expectation of privacy. By using this system, you consent to the terms set forth in this notice. You may not process classified national security information on this computer system. Access to this system is restricted to authorized users only. Unauthorized access, use, or modification of this system or of data contained herein, or its transfer to from this system, may constitute a violation of section 1030 of title 18 of the U.S. Code and other criminal laws. Anyone who accesses a federal computer system without authorization or exceeds access authority, or obtains, alters, damages, destroys, or discloses information, or prevents authorized use of information on the computer system, may be subject to penalties, fines or imprisonment. This computer system and any related equipment is subject to monitoring for administrative oversight, law enforcement, criminal investigative purposes, inquiries into alleged wrongdoing or misuse, and to ensure proper performance of applicable security features and procedures. DHS may conduct monitoring activities without further notice.

## Revised

### My Appointment

Select your language  
English

Have An Appointment Already?  
After viewing your appointment, you can cancel or print your confirmation letter.  
[View your appointment](#)

---

### Afghans Who Require Supplemental Medical Screening

Certain Afghans who arrived in the United States under Operation Allies Welcome (OAW) and are applying for adjustment of status to that of a lawful permanent resident must complete supplemental medical screening in order to demonstrate that they are not inadmissible under the health-related grounds.

You may schedule an appointment for supplemental medical screening online if you:

- Arrived in the United States during OAW between July 30, 2021, and Sept. 30, 2022;
- Have filed or will file an application for adjustment of status (Form I-485, Application to register Permanent Residence or Adjust Status) pending with USCIS; and
- Only completed a medical screening documented of Form SF-600, *Chronological Record of Medical Care*.

If you need additional information about the Afghan Support Centers, you can visit <https://www.uscis.gov/humanitarian/information-for-afghan-nationals>.

**Note:** If you need to reschedule a supplemental medical screening appointment for another day, you must cancel the pending appointment (unless the period has already expired) before you can schedule a new one.

[Schedule a supplemental medical screening appointment](#)

---

### Requesting An Appointment Inside the United States

If you are in the United States, you may request an appointment online for the following services:

- ADIT Stamp
- Emergency Advance Parole (EAP)
- Immigration Judge Grant
- Other

If our online tools do not provide the help you need, please call the [USCIS Contact Center](#) to request an appointment.

[Request an appointment](#)


Outside the United States

If you are outside the United States, select the international USCIS office with jurisdiction for your residence to schedule an appointment.


Select a Country:

---


If you want an answer fast, click on one of the buttons below.




I want to ask a general question




I need an application form




I want to file an application in person



I am a permanent resident and have not received my Green Card



I want to sign into my USCIS online account or create a new account



I want to check my case status

---

Additional Information about your appointment

- DHS Privacy Notice
- USCIS Accessibility Statement
- Paperwork Reduction Act

---

DHS Warning

You are about to access a Department of Homeland Security (DHS) computer system. This computer system and data therein are property of the U.S. government and provided for official U.S. government information and use. There is no expectation of privacy when you use this computer system. The use of a password or any other security measure does not establish an expectation of privacy. By using this system, you consent to the terms set forth in this notice. You may not process classified national security information on this computer system. Access to this system is restricted to authorized users only. Unauthorized access, use, or modification of this system or of data contained herein, or its transfer to from this system, may constitute a violation of section 1030 of title 18 of the U.S. Code and other criminal laws. Anyone who accesses a federal computer system without authorization or exceeds access authority, or obtains, alters, damages, destroys, or discloses information, or prevents authorized use of information on the computer system, may be subject to penalties, fines or imprisonment. This computer system and any related equipment is subject to monitoring for administrative oversight, law enforcement, criminal investigative purposes, inquiries into alleged wrongdoing or misuse, and to ensure proper performance of applicable security features and procedures. DHS may conduct monitoring activities without further notice.

The My Appointment page can be translated into the following languages:

# My Appointment

Select your language

- English
- العربية
- English
- Español
- Français
- 한국어
- Polski
- Português

Appointment Already?

you can cancel or print your confirmation letter.

# My Appointment

Select your language

- English
- 한국어
- Polski
- Português
- Русский
- Tagalog
- Tiếng Việt
- 中文

Appointment Already?

you can cancel or print your confirmation letter.

### Mi Cita

Seleccionar su idioma  
Español

¿Ya Tiene Una Cita?  
Después de ver su cita, puede cancelar o imprimir su confirmación de confirmación.  
[Ver su Cita](#)

---

#### Alghans Who Require Supplemental Medical Screening

Certain Alghans who arrived in the United States under Operation Allies Welcome (OAW) and are applying for adjustment of status to that of a lawful permanent resident must complete supplemental medical screening in order to demonstrate that they are not inadmissible under the health-related grounds.

You may schedule an appointment for supplemental medical screening as early as:

- Arrived in the United States during DHSI between July 30, 2021, and Sept. 30, 2022;
- Have filed or will file an application for adjustment of status (Form I-485, Application to Register Permanent Residence or Adjust Status) pending on USCIS; and
- Only completed a medical screening documented of Form SF 400, Chronological Record of Medical Care.

If you need additional information about the Afghan Supplemental Screening, you can visit <https://www.dhs.gov/humanitarian/afghans-in-the-us>.

**Note:** If you miss the scheduled or supplemental medical screening appointment for medical stay, you must cancel the pending appointment before the period has already expired before you can schedule a new one.

[Schedule a supplemental medical screening appointment](#)

---

#### Programar Una Cita

##### En Estados Unidos

If you are in the United States, you may request an appointment under the following services:

- ADT Stamp;
- Emergency Medical Screen (EMS);
- Intelligence and Support Unit;
- Other.

Si usted está en Estados Unidos, se le puede programar una cita en línea por medio de MyAccess para diferentes servicios. Sin embargo, **por favor verifique en el sitio de los Estados Unidos de América, el sitio de atención al paciente y el sitio de atención al paciente en español**.

Si necesita información en línea o información en español que usted necesita, por favor vaya al [Centro de Contacto de USCIS](#) para pedir una cita.

[Request an appointment](#)

---

**Traducción unavailable**

Language translation services are limited for appointment requests at this time. If you are unable to complete the form in the language you prefer, you may [schedule an appointment](#) in Spanish or English.


##### Fuera de Estados Unidos

Si usted está fuera de Estados Unidos, seleccione la oficina internacional de USCIS que tiene jurisdicción sobre su residencia para programar su cita.


Seleccionar un país

---


Si desea una respuesta rápida, haga clic en alguno de los botones siguientes.




¿Tiene alguna pregunta general?




¿Necesita un formulario?




¿Necesita presentar una solicitud personalmente?



Soy residente permanente y no he recibido mi tarjeta de Residente Permanente de Green Card, ¿por qué?



Quiero visitar una sesión en el centro de USCIS en línea o en persona.



Quiero verificar el estatus de mi caso.

---

Información adicional acerca de su cita ▼

Ley de Privacidad de los Estados Unidos ▼

Declaración de Accesibilidad de USCIS ▼

Ley de Reducción de Trámites ▼

---

#### Advertencia de DHS (Departamento de Seguridad Nacional)

Este sitio web de Internet es propiedad del Departamento de Seguridad Nacional (DHS) por un sitio en inglés. Este sitio web proporciona información y datos del personal del gobierno de los Estados Unidos que se creó o desarrolló por el DHS. No se garantiza ni se garantiza que el contenido de este sitio web sea correcto o preciso. El uso de este sitio web puede implicar la divulgación de información personal o de seguridad confidencial. El acceso a este sitio web está restringido únicamente a los usuarios autorizados. El acceso a la información no autorizada de este sistema es un delito, y es un delito federal. El acceso no autorizado a este sistema puede resultar en una violación de la Sección 5013(a) del Título 5 de los Estados Unidos y otros leyes penales. Toda persona que acceda a este sistema con fines de investigación o de recolección de datos de acceso a este sistema, a que elabore, modifique, elimine, destruya o divulgue información, o que refiera o sea responsable de información en este sistema que no es información de seguridad nacional, puede ser responsable de un delito federal. Este sitio web proporciona información y datos del personal del gobierno de los Estados Unidos que se creó o desarrolló por el DHS. No se garantiza ni se garantiza que el contenido de este sitio web sea correcto o preciso. El uso de este sitio web puede implicar la divulgación de información personal o de seguridad confidencial. El acceso a este sitio web está restringido únicamente a los usuarios autorizados. El acceso a la información no autorizada de este sistema es un delito, y es un delito federal. El acceso no autorizado a este sistema puede resultar en una violación de la Sección 5013(a) del Título 5 de los Estados Unidos y otros leyes penales. Toda persona que acceda a este sistema con fines de investigación o de recolección de datos de acceso a este sistema, a que elabore, modifique, elimine, destruya o divulgue información, o que refiera o sea responsable de información en este sistema que no es información de seguridad nacional, puede ser responsable de un delito federal.

# Entry page

My Appointment

Select your language  
English

Have An Appointment Already?  
After resending your appointment, you can cancel or print your confirmation letter.  
[View your appointment](#)

**Afghans Who Require Supplemental Medical Screening**

Certain Afghans who arrived in the United States under Operation Allies Welcome (OAW) and are applying for adjustment of status to that of a lawful permanent resident must complete supplemental medical screening in order to demonstrate that they are not inadmissible under the health-related grounds.

You may schedule an appointment for supplemental medical screening online if you:

- Arrived in the United States during OAW between July 30, 2021, and Sept. 30, 2022;
- Have filed or will file an application for adjustment of status (Form I-485, Application to register Permanent Residence or Adjust Status) pending with USCIS; and
- Only completed a medical screening document of Form SF-400, *Chronological Record of Medical Care*.

If you need additional information about the Afghan Support Centers, you can visit <https://www.uscis.gov/immigration-information-for-afghan-entrants>.

Note: If you need to reschedule a supplemental medical screening appointment for another day, you must cancel the pending appointment (unless the period has already expired) before you can schedule a new one.

[Schedule a supplemental medical screening appointment](#)

**Requesting An Appointment**

**Inside the United States**

If you are in the United States, you may request an appointment online for the following services:

- ADT Stamp
- Emergency Advance Parole (EAP)
- Immigration Judge Grant
- Other

If our online tools do not provide the help you need, please call the [USCIS Contact Center](#) to request an appointment.

[Request an appointment](#)

**Outside the United States**

If you are outside the United States, select the international USCIS office with jurisdiction for your residence to schedule an appointment.

Select a Country:

If you want an answer fast, click on one of the buttons below.

[I want to ask a general question](#)

[I need an application form](#)

[I want to file an application in person](#)

[I am a permanent resident and have not received my Green Card](#)

[I want to sign into my USCIS online account or create a new account](#)

[I want to check my case status](#)

[Additional Information about your appointment](#)

[DHS Privacy Notice](#)

[USCIS Accessibility Statement](#)

[Paperwork Reduction Act](#)

**DHS Warning**

You are about to access a Department of Homeland Security (DHS) computer system. This computer system and data therein are property of the U.S. government and provided for official U.S. government information and use. There is no expectation of privacy when you use this computer system. The use of a password or any other security measure does not establish an expectation of privacy. By using this system, you consent to the terms set forth in this notice. You may not process classified national security information on this computer system. Access to this system is restricted to authorized users only. Unauthorized access, use, or modification of this system or of data contained herein, or in transit to/from this system, may constitute a violation of section 1030 of title 18 of the U.S. Code and other criminal laws. Anyone who accesses a federal computer system without authorization or exceeds access authority, or obtains, alters, damages, destroys, or discloses information, or prevents authorized use of information on the computer system, may be subject to penalties, fines or imprisonment. This computer system and any related equipment is subject to monitoring for administrative oversight, law enforcement, criminal investigative purposes, inquiries into alleged wrongdoing or misuse, and to ensure proper performance of applicable security features and procedures. DHS may conduct monitoring activities without further notice.

## Additional Information about your appointment

USCIS appointments are free. If you know of anyone selling an appointment, call the USCIS Contact Center at (800) 375-5283.

Do not bring to the appointment any scissors, flammable liquids (including aerosol sprays and bottles of perfume), knives, nail clippers, tweezers and other sharp objects.

The offices are small. Only the people who need to attend should come. If you need an interpreter, you should arrange to have an interpreter available by phone. Do not bring an interpreter to your appointment.

Please come 15 minutes early before your time to go through the security checkpoint and check in. Do not come earlier than 15 minutes. If you are late, your appointment will be cancelled and you will have to reschedule.

## DHS Privacy Notice

## USCIS Accessibility Statement

## Paperwork Reduction Act

## DHS Warning

You are about to access a Department of Homeland Security (DHS) computer system. This computer system and data therein are property of the U.S. government and provided for official U.S. government information and use. There is no expectation of privacy when you use this computer system. The use of a password or any other security measure does not establish an expectation of privacy. By using this system, you consent to the terms set forth in this notice. You may not process classified national security information on this computer system. Access to this system is restricted to authorized users only. Unauthorized access, use, or modification of this system or of data contained herein, or in transit to/from this system, may constitute a violation of section 1030 of title 18 of the U.S. Code and other criminal laws. Anyone who accesses a federal computer system without authorization or exceeds access authority, or obtains, alters, damages, destroys, or discloses information, or prevents authorized use of information on the computer system, may be subject to penalties, fines or imprisonment. This computer system and any related equipment is subject to monitoring for administrative oversight, law enforcement, criminal investigative purposes, inquiries into alleged wrongdoing or misuse, and to ensure proper performance of applicable security features and procedures. DHS may conduct monitoring activities without further notice.

## My Appointment

Select your language  
English

### Have An Appointment Already?

After creating your appointment, you can cancel or print your confirmation letter.

[View your appointment](#)

### Afghans Who Require Supplemental Medical Screening

Certain Afghans who arrived in the United States under Operation Allies Welcome (OAW) and are applying for adjustment of status to that of a lawful permanent resident must complete supplemental medical screening in order to demonstrate that they are not inadmissible under the health-related grounds.

You may schedule an appointment for supplemental medical screening online if you:

- Arrived in the United States during OAW between July 30, 2021, and Sept. 30, 2022;
- Have filed or will file an application for adjustment of status (Form I-485, Application to Register Permanent Residence or Adjust Status) pending with USCIS; and
- Only completed a medical screening document of Form SF-400, *Chronological Record of Medical Care*.

If you need additional information about the Afghan Support Centers, you can visit

<https://www.uscis.gov/immigration-international/afghan-support-centers>

**Note:** If you need to reschedule a supplemental medical screening appointment for another day, you must cancel the pending appointment (unless the period has already expired) before you can schedule a new one.

[Schedule a supplemental medical screening appointment](#)

### Requesting An Appointment

#### Inside the United States

If you are in the United States, you may request an appointment online for the following services:

- ADT Stamp
- Emergency Advance Parole (EAP)
- Immigration Judge Grant
- Other

If our online tools do not provide the help you need, please call the [USCIS Contact Center](#) to request an appointment.

[Request an appointment](#)

#### Outside the United States

If you are outside the United States, select the international USCIS office with jurisdiction for your residence to schedule an appointment.

Select a Country:

If you want an answer fast, click on one of the buttons below.



I want to ask a general question

I need an application form



I want to file an application in person

I am a permanent resident and have not received my Green Card



I want to sign into my USCIS online account or create a new account

I want to check my case status

- [Additional Information about your appointment](#)
- [DHS Privacy Notice](#)
- [USCIS Accessibility Statement](#)
- [Paperwork Reduction Act](#)

#### DHS Warning

You are about to access a Department of Homeland Security (DHS) computer system. This computer system and data therein are property of the U.S. government and provided for official U.S. government information and use. There is no expectation of privacy when you use this computer system. The use of a password or any other security measure does not establish an expectation of privacy. By using this system, you consent to the terms set forth in this notice. You may not process classified national security information on this computer system. Access to this system is restricted to authorized users only. Unauthorized access, use, or modification of this system or of data contained herein, or in transit to/from this system, may constitute a violation of section 1030 of title 18 of the U.S. Code and other criminal laws. Anyone who accesses a federal computer system without authorization or exceeds access authority, or obtains, alters, damages, destroys, or discloses information, or prevents authorized use of information on the computer system, may be subject to penalties, fines or imprisonment. This computer system and any related equipment is subject to monitoring for administrative oversight, law enforcement, criminal investigative purposes, inquiries into alleged wrongdoing or misuse, and to ensure proper performance of applicable security features and procedures. DHS may conduct monitoring activities without further notice.

# Entry page

## Additional Information about your appointment

### DHS Privacy Notice

**AUTHORITIES:** The information requested on this form is collected under the Immigration and Nationality Act, as amended, 8 U.S.C. §§ 1101, 1103, 1201, and 1255.

**PURPOSE:** The primary purpose for providing on this form is to schedule an appointment with a USCIS office. USCIS may also contact you through email to complete a voluntary survey or participate in a voluntary focus group about your customer service experiences.

**DISCLOSURE:** The information you provide is voluntary. However, if you do not provide the requested information, you may not be able to successfully schedule an appointment. Participation in a survey or focus group is voluntary and will not affect the outcome of the underlying benefit request.

**ROUTINE USES:** DHS uses and discloses the information to DHS personnel and contractors who need the information to schedule an appointment, administer a survey, or facilitate a focus group. DHS also shares information with U.S. Embassy or Consulate security personnel to facilitate visitor processing. DHS follows approved routine uses described in the associated published system of records notices [DHS-USCIS-007 - Benefits Information System] and the published privacy impact assessment [DHS/USCIS/PIA-046(a) Customer Scheduling and Services], which can be found at [www.dhs.gov/privacy](http://www.dhs.gov/privacy).

## USCIS Accessibility Statement

## Paperwork Reduction Act

## DHS Warning

You are about to access a Department of Homeland Security (DHS) computer system. This computer system and data therein are property of the U.S. government and provided for official U.S. government information and use. There is no expectation of privacy when you use this computer system. The use of a password or any other security measure does not establish an expectation of privacy. By using this system, you consent to the terms set forth in this notice. You may not process classified national security information on this computer system. Access to this system is restricted to authorized users only. Unauthorized access, use, or modification of this system or of data contained herein, or in transit to/from this system, may constitute a violation of section 1030 of title 18 of the U.S. Code and other criminal laws. Anyone who accesses a federal computer system without authorization or exceeds access authority, or obtains, alters, damages, destroys, or discloses information, or prevents authorized use of information on the computer system, may be subject to penalties, fines or imprisonment. This computer system and any related equipment is subject to monitoring for administrative oversight, law enforcement, criminal investigative purposes, inquiries into alleged wrongdoing or misuse, and to ensure proper performance of applicable security features and procedures. DHS may conduct monitoring activities without further notice.

# Entry page

My Appointment

Select your language  
English

Have An Appointment Already?  
After viewing your appointment, you can cancel or print your confirmation letter.  
[View your appointment](#)

**Afghans Who Require Supplemental Medical Screening**

Certain Afghans who arrived in the United States under Operation Allies Welcome (OAW) and are applying for adjustment of status to that of a lawful permanent resident must complete supplemental medical screening in order to demonstrate that they are not inadmissible under the health-related grounds.

You may schedule an appointment for supplemental medical screening online if you:

- Arrived in the United States during OAW between July 30, 2021, and Sept. 30, 2022;
- Have filed or will file an application for adjustment of status (Form I-485, Application to register Permanent Residence or Adjust Status) pending with USCIS; and
- Only completed a medical screening document of Form SF-400, *Chronological Record of Medical Care*.

If you need additional information about the Afghan Support Centers, you can visit <https://www.uscis.gov/immigration-information-for-afghan-entrants>.

**Note:** If you need to reschedule a supplemental medical screening appointment for another day, you must cancel the pending appointment (unless the period has already expired) before you can schedule a new one.

[Schedule a supplemental medical screening appointment](#)

**Requesting An Appointment**

**Inside the United States**

If you are in the United States, you may request an appointment online for the following services:

- ADT Stamp
- Emergency Advance Parole (EAP)
- Immigration Judge Grant
- Other

If our online tools do not provide the help you need, please call the [USCIS Contact Center](#) to request an appointment.







[Request an appointment](#)

**Outside the United States**

If you are outside the United States, select the international USCIS office with jurisdiction for your residence to schedule an appointment.

Select a Country:

If you want an answer fast, click on one of the buttons below.

 I want to ask a general question	 I need an application form
 I want to file an application in person	 I am a permanent resident and have not received my Green Card
 I want to sign into my USCIS online account or create a new account	 I want to check my case status

[Additional Information about your appointment](#)

[DHS Privacy Notice](#)

[USCIS Accessibility Statement](#)

[Paperwork Reduction Act](#)

**DHS Warning**

You are about to access a Department of Homeland Security (DHS) computer system. This computer system and data therein are property of the U.S. government and provided for official U.S. government information and use. There is no expectation of privacy when you use this computer system. The use of a password or any other security measure does not establish an expectation of privacy. By using this system, you consent to the terms set forth in this notice. You may not process classified national security information on this computer system. Access to this system is restricted to authorized users only. Unauthorized access, use, or modification of this system or of data contained herein, or in transit to/from this system, may constitute a violation of section 1030 of title 18 of the U.S. Code and other criminal laws. Anyone who accesses a federal computer system without authorization or exceeds access authority, or obtains, alters, damages, destroys, or discloses information, or prevents authorized use of information on the computer system, may be subject to penalties, fines or imprisonment. This computer system and any related equipment is subject to monitoring for administrative oversight, law enforcement, criminal investigative purposes, inquiries into alleged wrongdoing or misuse, and to ensure proper performance of applicable security policies and procedures. DHS may conduct monitoring activities without further notice.

Additional Information about your appointment

DHS Privacy Notice

USCIS Accessibility Statement

The United States Citizenship and Immigration Service (USCIS), a component of the Department of Homeland Security (DHS), is committed to making its electronic and information technologies accessible to individuals with disabilities by meeting or exceeding the requirements of Section 508 of the Rehabilitation Act (29 U.S.C. 794d), as amended in 1998. Section 508 is a federal law that requires agencies to provide individuals with disabilities equal access to electronic information and data comparable to those who do not have disabilities, unless an undue burden would be imposed on the agency. The Section 508 standards are the technical requirements and criteria that are used to measure conformance within this law. More information on Section 508 and the technical standards can be found at [www.section508.gov](http://www.section508.gov).

If you have feedback or concerns related to the accessibility of any content on this website, please contact the webmaster via email at [uscis.webmaster@dhs.gov](mailto:uscis.webmaster@dhs.gov). If applicable, please include the web address or URL and the specific problems you have encountered. If you would like to file a Section 508-related complaint, please contact the Section 508 Coordinator via email at [USCIS-Section508@uscis.dhs.gov](mailto:USCIS-Section508@uscis.dhs.gov).

If you have comments and/or questions related to the agency's Section 508 program, please contact the Section 508 Coordinator via email at [USCIS-Section508@uscis.dhs.gov](mailto:USCIS-Section508@uscis.dhs.gov).

Updated 04/30/2013.

Paperwork Reduction Act

## DHS Warning

You are about to access a Department of Homeland Security (DHS) computer system. This computer system and data therein are property of the U.S. government and provided for official U.S. government information and use. There is no expectation of privacy when you use this computer system. The use of a password or any other security measure does not establish an expectation of privacy. By using this system, you consent to the terms set forth in this notice. You may not process classified national security information on this computer system. Access to this system is restricted to authorized users only. Unauthorized access, use, or modification of this system or of data contained herein, or in transit to/from this system, may constitute a violation of section 1030 of title 18 of the U.S. Code and other criminal laws. Anyone who accesses a federal computer system without authorization or exceeds access authority, or obtains, alters, damages, destroys, or discloses information, or prevents authorized use of information on the computer system, may be subject to penalties, fines or imprisonment. This computer system and any related equipment is subject to monitoring for administrative oversight, law enforcement, criminal investigative purposes, inquiries into alleged wrongdoing or misuse, and to ensure proper performance of applicable security features and procedures. DHS may conduct monitoring activities without further notice.

# Entry page

My Appointment

Select your language  
English

Have An Appointment Already?

After creating your appointment, you can cancel or print your confirmation letter.

[View your appointment](#)

---

**Afghans Who Require Supplemental Medical Screening**

Certain Afghans who arrived in the United States under Operation Allies Welcome (OAW) and are applying for adjustment of status to that of a lawful permanent resident must complete supplemental medical screening in order to demonstrate that they are not inadmissible under the health-related grounds.

You may schedule an appointment for supplemental medical screening online if you:

- Arrived in the United States during OAW between July 30, 2021, and Sept. 30, 2022;
- Have filed or will file an application for adjustment of status (Form I-485, Application to register Permanent Residence or Adjust Status) pending with USCIS; and
- Only completed a medical screening document of Form SF-400, Chronological Record of Medical Care.

If you need additional information about the Afghan Support Centers, you can visit <https://www.uscis.gov/immigration-information-for-afghan-entrants>.

**Note:** If you need to reschedule a supplemental medical screening appointment for another day, you must cancel the pending appointment (unless the period has already expired) before you can schedule a new one.

[Schedule a supplemental medical screening appointment](#)

---

**Requesting An Appointment**

**Inside the United States**

If you are in the United States, you may request an appointment online for the following services:

- ADT Stamp
- Emergency Advance Parole (EAP)
- Immigration Judge Grant
- Other

If our online tools do not provide the help you need, please call the [USCIS Contact Center](#) to request an appointment.

[Request an appointment](#)







---

**Outside the United States**

If you are outside the United States, select the international USCIS office with jurisdiction for your residence to schedule an appointment.

Select a Country:

If you want an answer fast, click on one of the buttons below.

 I want to ask a general question	 I need an application form
 I want to file an application in person	 I am a permanent resident and have not received my Green Card
 I want to sign into my USCIS online account or create a new account	 I want to check my case status

---

[Additional Information about your appointment](#)

[DHS Privacy Notice](#)

[USCIS Accessibility Statement](#)

[Paperwork Reduction Act](#)

---

**DHS Warning**

You are about to access a Department of Homeland Security (DHS) computer system. This computer system and data therein are property of the U.S. government and provided for official U.S. government information and use. There is no expectation of privacy when you use this computer system. The use of a password or any other security measure does not establish an expectation of privacy. By using this system, you consent to the terms set forth in this notice. You may not process classified national security information on this computer system. Access to this system is restricted to authorized users only. Unauthorized access, use, or modification of this system or of data contained herein, or in transit to/from this system, may constitute a violation of section 1030 of title 18 of the U.S. Code and other criminal laws. Anyone who accesses a federal computer system without authorization or exceeds access authority, or obtains, alters, damages, destroys, or discloses information, or prevents authorized use of information on the computer system, may be subject to penalties, fines or imprisonment. This computer system and any related equipment is subject to monitoring for administrative oversight, law enforcement, criminal investigative purposes, inquiries into alleged wrongdoing or misuse, and to ensure proper performance of applicable security features and procedures. DHS may conduct monitoring activities without further notice.

Additional Information about your appointment



DHS Privacy Notice



USCIS Accessibility Statement



Paperwork Reduction Act



### Burden Disclosure Notice:

USCIS may not conduct or sponsor an information collection, and you are not required to respond to a collection of information, unless it displays a currently valid Office of Management and Budget (OMB) control number. The public reporting burden for this collection of information is estimated at 6 minutes per response for an electronic submission, 9 minutes for a phone submission, and 13.2 minutes for a web-based chat submission, including the time for reviewing instructions, and completing and submitting the required information. Send comments regarding this burden estimate or any other aspect of this collection of information, including suggestions for reducing this burden, to: U.S. Citizenship and Immigration Services, Office of Policy and Strategy, Regulatory Coordination Division, 5900 Capital Gateway Drive, Mail Stop #2140, Camp Springs, MD 20588-0009; OMB No. 1615-0020.

OMB Control Number: 1615-0113

Expiration Date: 11/30/2025

### DHS Warning

You are about to access a Department of Homeland Security (DHS) computer system. This computer system and data therein are property of the U.S. government and provided for official U.S. government information and use. There is no expectation of privacy when you use this computer system. The use of a password or any other security measure does not establish an expectation of privacy. By using this system, you consent to the terms set forth in this notice. You may not process classified national security information on this computer system. Access to this system is restricted to authorized users only. Unauthorized access, use, or modification of this system or of data contained herein, or in transit to/from this system, may constitute a violation of section 1030 of title 18 of the U.S. Code and other criminal laws. Anyone who accesses a federal computer system without authorization or exceeds access authority, or obtains, alters, damages, destroys, or discloses information, or prevents authorized use of information on the computer system, may be subject to penalties, fines or imprisonment. This computer system and any related equipment is subject to monitoring for administrative oversight, law enforcement, criminal investigative purposes, inquiries into alleged wrongdoing or misuse, and to ensure proper performance of applicable security features and procedures. DHS may conduct monitoring activities without further notice.





U.S. Citizenship  
and Immigration  
Services

# USCIS My Appointment Flow

Appointment being scheduled by an applicant, petitioner, or  
requestor: Supplemental Medical Screening

An official website of the United States government [Here's how you know](#) ▾

U.S. Citizenship and Immigration Services My Account ▾ Resources ▾ Sign Out

## Schedule a Supplemental Medical Screening Appointment (Form I-693A)

### Schedule a Supplemental Medical Screening Appointment

State

[Return to top](#)

[Topics](#) [Contact Us](#) [Citizenship](#) [Schedule An Appointment](#) [Find A Doctor](#) [Find A Class](#)

U.S. Citizenship and Immigration Services f t in @ y e [Contact USCIS](#)

**USCIS.gov**  
An official website of the U.S. Department of Homeland Security

About USCIS  
Accessibility  
Budget and Performance  
DHS Components

Freedom of Information Act  
No FFAR Act Data  
Privacy and Legal Disclaimers  
Site Map

Office of the Inspector General  
The White House  
USA.gov

National Terrorism Advisory System  
**NTAS**  
NATIONAL TERRORISM ADVISORY SYSTEM  
**ACTIVE BULLETIN**  
READY TO GO!  
Put this widget on your web page

U.S. Citizenship and Immigration Services

My Account Resources Sign Out

## Schedule a Supplemental Medical Screening Appointment (Form I-693A)

### Schedule a Supplemental Medical Screening Appointment

**State**

California

Search

Showing 3 Afghan Support Center Offices in "California"

Select your preferred location.

- USCIS Application Support Center (ASC)  
14541 Red Hill Ave, Tustin, CA 92780
- USCIS Application Support Center (ASC)  
8381 La Palma Ave Suite A, Buena Park, CA 90620
- USCIS Application Support Center (ASC)  
3747 S La Brea Ave, Los Angeles, CA 90016

Next Back

An official website of the United States government [Here's how you know](#)

U.S. Citizenship and Immigration Services My Account Resources Sign Out

## Schedule a Supplemental Medical Screening Appointment (Form I-693A)

### Schedule a Supplemental Medical Screening Appointment

USCIS Application Support Center (ASC)  
14941 Red Hill Ave, Tustin CA 92780 [Change location](#)

Select an available date and time

< October >

M	T	W	Th	F
	1	2	3	4
7	15	9	10	11
14	15	16	17	18
21	22	23	24	25
28	29	30	31	

[Next](#) [Back](#)

[Return to top](#)

[Topics](#) [Contact Us](#) [Citizenship](#) [Schedule An Appointment](#) [Find A Doctor](#) [Find A Class](#)

U.S. Citizenship and Immigration Services f t in @ ▶ ✉

[Contact USCIS](#)

USCIS.gov  
An official website of the U.S. Department of Homeland Security

About USCIS  
Accessibility  
Budget and Performance  
DHS Components

Freedom of Information Act  
No FEAR Act Data  
Privacy and Legal Disclaimers  
Site Map

Office of the Inspector General  
The White House  
USA.gov

National Terrorism Advisory System  
NTAS  
ACTIVE BULLETIN  
LEAD MORE  
[Click this button to get more news](#)

An official website of the United States government [Here's how you know](#)

U.S. Citizenship and Immigration Services My Account Resources Sign Out

## Schedule a Supplemental Medical Screening Appointment (Form I-693A)

### Schedule a Supplemental Medical Screening Appointment

USCIS Application Support Center (ASC)  
14541 Red Hill Ave, Tustin CA 92789 [Change location](#)

Select an available date and time

< December 2024 >

M	T	W	Th	F
		4	5	6
9	10	11	12	13
16	17	18	19	20
23	24	25	26	27
30	31			

Available times for 3/23/2025

9:00 AM 9:30 AM 11:00 AM 12:30 PM 2:00 PM

Next Back

[Return to top](#)

Topics Contact Us Citizenship Schedule An Appointment Find A Doctor Find A Class


U.S. Citizenship and Immigration Services [Contact USCIS](#)

USCIS.gov An official website of the U.S. Department of Homeland Security

About USCIS Accessibility Budget and Performance DHS Components Freedom of Information Act No FEAR Act Data Privacy and Legal Disclaimers Site Map Office of the Inspector General The White House USA.gov

National Immigrant Advocacy System NTAS ACTIVE BULLETIN READ MORE [Find this website on your mobile device](#)

An official website of the United States government [Here's how you know](#)

 U.S. Citizenship and Immigration Services My Account ▾ Resources ▾ Sign Out

## Schedule a Supplemental Medical Screening Appointment (Form I-693A)

### Schedule a Supplemental Medical Screening Appointment

You must complete all fields with an asterisk (\*) to submit this form.

Wednesday, March 15, 2025  
At 9:00 AM  
USCIS Application Support Center (ASC)  
14541 Red Hill Ave, Tustin, CA 92780


[Edit Location](#) [Edit Date and Time](#)

<b>Given name (first name) *</b> <input type="text"/>	<b>Family name (last name) *</b> <input type="text"/>
<b>Email address *</b> <input type="text"/> <small>Example: user@domain.com</small>	<b>Phone number *</b> <input type="text"/> <small>Provide a 10-digit phone number.</small>
<b>Date of birth *</b> <input type="text"/> <small>MM/DD/YYYY</small>	
<b>A-Number *</b> <input type="text"/> <small>Provide a 7, 8, or 9-digit number. If the A-Number is fewer than 9 digits, the system will automatically add zero(s) after the "A" and before the first digit so there is a total of 9 digits, for example: A-011234567.</small>	


[Next](#) [Back](#)

[Return to top](#)


Topics [Contact Us](#) [Citizenship](#) [Schedule An Appointment](#) [Find A Doctor](#) [Find A Class](#)

 U.S. Citizenship and Immigration Services [f](#) [t](#) [in](#) [@](#) [v](#) [✉](#)

[Contact USCIS](#)


 **USCIS.gov**  
An official website of the U.S. Department of Homeland Security

<a href="#">About USCIS</a>	<a href="#">Freedom of Information Act</a>	<a href="#">Office of the Inspector General</a>
<a href="#">Accessibility</a>	<a href="#">No FEAR Act Data</a>	<a href="#">The White House</a>
<a href="#">Budget and Performance</a>	<a href="#">Privacy and Legal Disclaimers</a>	<a href="#">USA.gov</a>
<a href="#">DHS Components</a>	<a href="#">Site Map</a>	



**NTAS**  
National Terrorism Advisory System  
**ACTIVE BULLETIN**  
READ MORE  
For this system, see: [uscis.mhs.gov](#)

An official website of the United States government [Here's how you know](#) ▾

 U.S. Citizenship and Immigration Services My Account ▾ Resources ▾ Sign Out

## Schedule a Supplemental Medical Screening Appointment (Form I-693A)

**Confirm Your New Appointment**

**Wednesday, March 15, 2025**  
**At 9:00 AM**  
USCIS Application Support Center (ASC)  
14541 Red Hill Ave, Tustin, CA 92780


<b>Given name (first name)</b>	<b>Email Address</b>
Name	Email@domain.com
<b>Family name (last name)</b>	<b>Phone Number</b>
Hyphenated-Lastname	222-222-2222
<b>Date of Birth</b>	<b>A-Number</b>
01/01/2001	000456789

[Edit Location](#) [Edit Date and Time](#)

Confirm appointment [Back](#)

[Return to top](#)


[Topics](#) [Contact Us](#) [Citizenship](#) [Schedule An Appointment](#) [Find A Doctor](#) [Find A Class](#)




U.S. Citizenship and Immigration Services

[!\[\]\(903130ed6058e2c828f13cd7443f1600\_img.jpg\)](#) [!\[\]\(b25355660c87d4489d7c3e6a9e50e78c\_img.jpg\)](#) [!\[\]\(d985d645507ce76ee0109eae98a32c20\_img.jpg\)](#) [!\[\]\(3bf82a128355add8e3b003fc83067b23\_img.jpg\)](#) [!\[\]\(94a74132313ec4402774a2dadccdfc29\_img.jpg\)](#) [!\[\]\(8728ea602d895703ad57908b6ad88239\_img.jpg\)](#)

[Contact USCIS](#)



**USCIS.gov**  
An official website of the U.S. Department of Homeland Security



National Terrorism Advisory System  
**NTAS**  
ACTIVE BULLETIN  
READ MORE  
Put this alert on your web page

<a href="#">About USCIS</a>	<a href="#">Freedom of Information Act</a>	<a href="#">Office of the Inspector General</a>
<a href="#">Accessibility</a>	<a href="#">No FEAR Act Data</a>	<a href="#">The White House</a>
<a href="#">Budget and Performance</a>	<a href="#">Privacy and Legal Disclaimers</a>	<a href="#">USA.gov</a>
<a href="#">DHS Components</a>	<a href="#">Site Map</a>	

An official website of the United States government [Here's how you know](#)

U.S. Citizenship and Immigration Services My Account Resources Sign Out

## Schedule a Supplemental Medical Screening Appointment (Form I-693A)

### Confirm Your New Appointment

**!** We could not schedule this appointment due to a system error. Please try again later.

**Wednesday, March 15, 2025**  
**At 9:00 AM**  
USCIS Application Support Center (ASC)  
14541 Red Hill Ave, Tustin, CA 92780

<b>Given name (first name)</b>	<b>Email Address</b>
Name	Email@domain.com
<b>Family name (last name)</b>	<b>Phone Number</b>
Hyphenated-Lastname	222-222-2222
<b>Date of Birth</b>	<b>A-Number</b>
01/01/2001	000456789

[Edit Location](#) [Edit Date and Time](#)

[Confirm appointment](#) [Back](#)

**!** We could not schedule this appointment due to a system error. Please try again later.

**!** You already scheduled an appointment. If you want to schedule for a different available time and date, you must [cancel your current appointment](#).



An official website of the United States government [Here's how you know](#)

U.S. Citizenship and Immigration Services My Account Resources Sign Out


**✔ Your Supplemental Medical Screening Appointment (Form I-693A) is confirmed**

[Click here to print your appointment letter.](#)

**Appointment Details**

<b>Name:</b> Sam Wilson	<b>Your USCIS office:</b> USCIS Application Support Center (ASC) 14541 Red Hill Ave, Tustin, CA 92789	<b>Date:</b> 10-16-2024	<b>Time:</b> 09:00 AM
-------------------------	--	----------------------------	--------------------------

**This is the only time that we will provide you with your Personal Identification Number (PIN). Keep your PIN and confirmation letter in a safe place in case you have to reschedule or cancel your appointment.**

**Confirmation Number:** CAL-22-626 

**PIN:** 16454

**Attention:** Appointment availability is very limited due to physical distancing requirements in our offices and public waiting rooms. Each applicant requires their own appointment. The number of appointment may fluctuate base on current health condition and local government restrictions. All visitors to the embassy age two and older must wear a mask. When making an appointment, please ensure you provide your A# number.

**Attention:** Individuals residing in Mexico may request biometrics (e.g., fingerprints and photograph) collection at our office after USCIS has requested biometrics in association with the adjudication of specific form type. You must bring an appointment notice showing that biometric collection was scheduled at a domestic USCIS office in order to be able to eligible to have your biometrics captured. You can contact USCIS Mexico City to determine whether you are eligible to have your biometrics captured at this office or for further information.

**What you need to bring**

- ▶ **This letter:** Print a copy of this appointment letter.
- ▶ **Government photo ID:** You can bring your passport, valid driver's license, military ID, U.S. government ID, work permit, or Green Card
- ▶ **This letter:** Bring all immigration forms, receipts, and any other documents related to your case.


**Additional information**

- ▶ If you need special accommodations, contact the USCIS office to make the arrangements. You can find the contact information once you start making an appointment.
- ▶ If you need an interpreter, you should arrange to have an interpreter available by phone. Do not bring an interpreter to your appointment.

[Done](#)

[Return to top](#)

[Topics](#) [Contact Us](#) [Citizenship](#) [Schedule An Appointment](#) [Find A Doctor](#) [Find A Class](#)

U.S. Citizenship and Immigration Services 

[Contact USCIS](#)

USCIS.gov  
An official website of the U.S. Department of Homeland Security

[About USCIS](#) [Freedom of Information Act](#) [Office of the Inspector General](#)  
[Accessibility](#) [No FEAR Act Data](#) [The White House](#)  
[Budget and Performance](#) [Privacy and Legal Disclaimers](#) [USA.gov](#)  
[DHS Components](#) [Site Map](#)

National Terrorism Advisory System  
NTAS  
ACTIVE BULLETIN  
10/15/24  
[View the alert on your web page](#)



U.S. Citizenship  
and Immigration  
Services

# USCIS My Appointment Flow

Requesting an appointment outside the U.S.

# Requesting an appointment outside the U.S.

## My Appointment

Select your language  
English

### Have An Appointment Already?

After viewing your appointment, you can cancel or print your confirmation letter.

[View your appointment](#)

---

### Afghans Who Require Supplemental Medical Screening

Certain Afghans who arrived in the United States under Operation Allies Welcome (OAW) and are applying for adjustment of status to that of a lawful permanent resident must complete supplemental medical screening in order to demonstrate that they are not inadmissible under the health-related grounds.

You may schedule an appointment for supplemental medical screening online if you:

- Arrived in the United States during OAW between July 30, 2021, and Sept. 30, 2022;
- Have filed or will file an application for adjustment of status (Form I-485, Application to register Permanent Residence or Adjust Status) pending with USCIS; and
- Only completed a medical screening documented of Form SF-600, *Chronological Record of Medical Care*.

**Note:** If you need to reschedule a supplemental medical screening appointment for another day, you must cancel the pending appointment (unless the period has already expired) before you can schedule a new one.

[Schedule a supplemental medical screening appointment](#)

---

## Requesting An Appointment

### Inside the United States

If you are in the United States, you may request an appointment online for the following services

- ADIT Stamp
- Emergency Advance Parole (EAP)
- Immigration Judge Grant
- Other

If your online tools do not provide the help you need, please call the [USCIS Contact Center](#) to request an appointment.


[Request an appointment](#)

## Outside the United States


If you are outside the United States, select the international USCIS office with jurisdiction for your residence to schedule an appointment.

Select a Country:


If you want an answer fast, click on one of the buttons below.




I want to ask a general question




I need an application form




I want to file an application in person



I am a permanent resident and have not received my Green Card



I want to sign into my USCIS online account or create a new account



I want to check my case status

---

[Additional Information about your appointment](#)

[DHS Privacy Notice](#)

[USCIS Accessibility Statement](#)

[Paperwork Reduction Act](#)

---

### DHS Warning

You are about to access a Department of Homeland Security (DHS) computer system. This computer system and data therein are property of the U.S. government and provided for official U.S. government information and use. There is no expectation of privacy when you use this computer system. The use of a password or any other security measure does not establish an expectation of privacy. By using this system, you consent to the terms set forth in this notice. You may not process classified national security information on this computer system. Access to this system is restricted to authorized users only. Unauthorized access, use, or modification of this system or of data contained herein, or in transit to/from this system, may constitute a violation of section 1030 of title 18 of the U.S. Code and other criminal laws. Anyone who accesses a federal computer system without authorization or exceeds access authority, or obtains, alters, damages, destroys, or discloses information, or prevents authorized use of information on the computer system, may be subject to penalties, fines or imprisonment. This computer system and any related equipment is subject to monitoring for administrative oversight, law enforcement, criminal investigative purposes, inquiries into alleged wrongdoing or misuse, and to ensure proper performance of applicable security features and procedures. DHS may conduct monitoring activities without further notice.

## Outside the United States

If you are outside the United States, select the international USCIS office with jurisdiction for your residence to schedule an appointment.

Select a Country:

- China - Beijing
- China - Guangzhou
- Colombia
- Comoros
- Congo
- The Democratic Republic Of
- The Congo (Zaire)

ARA Applicants

by if your case is:

*If the country selected does not have an international USCIS office (e.g. Colombia)...*

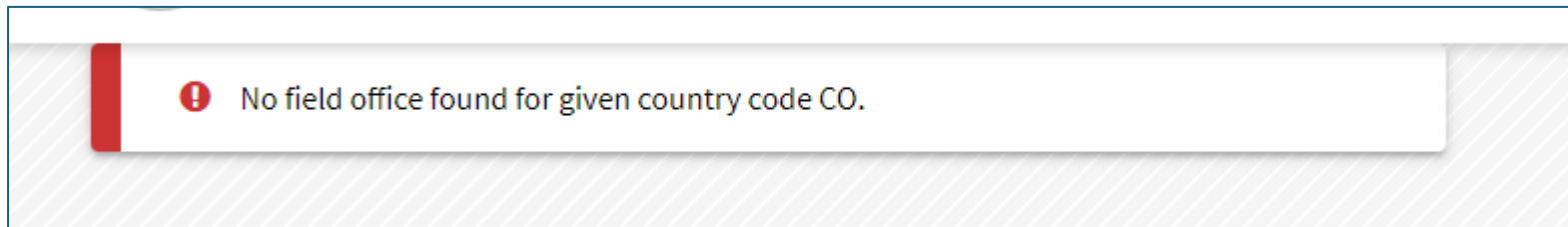
### Outside the United States

If you are outside the United States, select the international USCIS office with jurisdiction for your residence to schedule an appointment.

Select a Country:

Colombia

*...an error message displays at the top of the page.*



*If the country selected does have an international USCIS office (e.g. Guatemala)...*

### Outside the United States

If you are outside the United States, select the international USCIS office with jurisdiction for your residence to schedule an appointment.

Select a Country:


Guatemala

Select the location you would like to use.

1

**USCIS GUATEMALA CITY**

BOULEVARD AUSTRIACO 11-51, ZONE 16  
UNITED STATES EMBASSY DHS/USCIS  
GUATEMALA CITY

 Important office information

If you need an appointment, please call us at: (502) 2354-0762 for assistance. Thank you!

[See Available Appointments](#)

[← Back to my appointment](#)

## Schedule An Appointment

Why do you need an appointment?

<a href="#">Service Only</a>	<a href="#">Submit request for evidence response</a>
<a href="#">Pick up a re-entry permit</a>	<a href="#">Pick up passport and I-730 travel packet</a>
<a href="#">I have a request for biometrics from USCIS</a>	

*If no appointments are available for the appointment type selected:*

The screenshot displays a web interface for booking an appointment. At the top, a red error message states: "No appointment category found for given USCIS Site Code GMT." Below this, there is a link to "Back to my appointment". The main content area is titled "Your USCIS Office" and lists the details for "USCIS GUATEMALA CITY": "BOULEVARD AUSTRIACO 11-51, ZONE 16", "UNITED STATES EMBASSY DHS/USCIS", and "GUATEMALA CITY, GUATEMALA". To the right of the office details, a note says: "Please note: Check back tomorrow for new appointment times." At the bottom, a large white box contains the message: "Currently, there are no available appointments. Please check again tomorrow."



*If appointments are available for the appointment type selected:*

The screenshot shows a web interface for booking an appointment. At the top left, there is a link: <a href='\"#\">Back to my appointment</a>. Below this is a section titled 'Your USCIS Office' with a home icon. The office details are: USCIS GUATEMALA CITY, BOULEVARD AUSTRIACO 11-51, ZONE 16, UNITED STATES EMBASSY DHS/USCIS, GUATEMALA CITY, GUATEMALA. To the right of these details is a note: 'Please note: Check back tomorrow for new appointment times.' Below the office information is a calendar for 'Nov 2024'. The calendar shows days from Sun to Sat. The date '22' (Friday) is highlighted with a dark blue circle. Below the calendar, a text prompt says: 'Please select your appointment time for Friday, November 22nd'. Underneath this prompt is a single button labeled '09:00 AM'.

<a href='\"#\">Back to my appointment</a>

**Your USCIS Office**

USCIS GUATEMALA CITY  
BOULEVARD AUSTRIACO 11-51, ZONE 16  
UNITED STATES EMBASSY DHS/USCIS  
GUATEMALA CITY, GUATEMALA

Please note: Check back tomorrow for new appointment times.

< Previous week      Nov 2024      Next week >

Sun	Mon	Tue	Wed	Thu	Fri	Sat
17	18	19	20	21	22	23
24	25	26	27	28	29	30

Please select your appointment time for Friday, November 22nd

09:00 AM

# Requesting an appointment outside the U.S.

[Back to my appointment](#)

## Appointment Details Edit

<b>Your USCIS office</b> USCIS GUATEMALA CITY BOULEVARD AUSTRIACO 11-51, ZONE 16 UNITED STATES EMBASSY DHS/USCIS GUATEMALA CITY, GUATEMALA	<b>Date</b> 11-22-2024	<b>Time</b> 09:00 AM
--	---------------------------	-------------------------

---

### Customer Information

To confirm your appointment, please enter the information requested below. We use this information only for scheduling purposes and will not share it with anyone else. We need your phone number in case we need to contact you to cancel an appointment.

**First Name (required)**  **Middle Name**

**Last Name (required)**

---

**Email Address (required)**

**Phone Number (required)**

---

**Date of Birth (required)**  
 MM/DD/YYYY

**Receipt Number**

**A-Number**  
A-

---

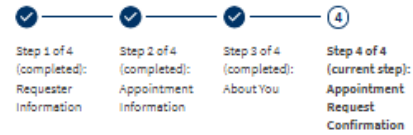
**Number Attending (including you)**  
- 1 +

If you need an interpreter, you should arrange to have an interpreter available by phone. Do not bring an interpreter to your appointment.

If you need special accommodations, contact the USCIS office to make the arrangements. You can find the contact information once you start making an appointment. [Send an E-Request](#)

---

**Next** >



## Review Your Appointment Request

### Your Information

Name  
sdsdff

Date of birth  
01/01/2000

Family name (last name)  
sdfdsfdasfa

Phone number  
(231) 231-9123

Country of birth  
AFARS

Email address  
quicktst\_102@test.com

### Your Appointment Information

Appointment type  
ADIT Stamp

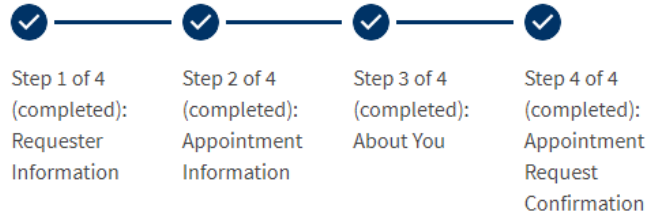
A-Number

Receipt number(s)  
IOE1232134782

Number attending (including you)  
1

Back

Submit



## Your Request Has Been Submitted

We will review your request for an appointment, but USCIS may be able to resolve your request without the need for an in-person appointment. USCIS Contact Center will contact you within **3-5 business days** either by email or phone in reference to **Service Item number 33421063**. If by phone, calls begin at 7:00 AM local time.

We will contact you from either 202-238-2104 or via email, [reply@uscis.dhs.gov](mailto:reply@uscis.dhs.gov). If you provided a cell number for your return call, you should add this number as a USCIS contact in your phone, since we will only make **2 attempts** to reach you before we close your request. If you do not receive an email or call within **3-5 business days**, please make sure you check your spam folder before reaching back out to us.

 [Print](#)

# Requesting an appointment outside the U.S.

An official website of the United States government. [Check back you know.](#)

U.S. Citizenship and Immigration Services Resources Sign In


[Back to my appointment](#)

## Your Appointment Is Confirmed Download PDF

[Click here to print your appointment letter.](#)

Appointment Details	Your USCIS office	Date	Time
Customer: International Tester	USCIS MEXICO CITY	02-22-2022	08:00 AM
Name 1: Testy Tester	PASEO DE LA REFORMA #805 ROOM 118, COL. CUAUHTEMOC CIUDAD DE MEXICO, CDMX, 06600, MEXICO - MEXICO CITY		

**This is the only time that we will provide you with your Personal Identification Number (PIN). Keep your PIN and confirmation letter in a safe place in case you have to reschedule or cancel your appointment.**

Confirmation Number: MEX-22-262		PIN: 16454
------------------------------------	---	---------------

**Attention:** Appointment availability is very limited due to physical distancing requirements in our offices and public waiting rooms. Each applicant requires their own appointment. The number of appointments may fluctuate based on current health conditions and local government restrictions. All visitors to the embassy age two and older must wear a mask. When making an appointment, please ensure you provide your Air and receipt number.

**Attention:** Individuals residing in Mexico may request biometrics (e.g., fingerprints and photographs) collection at our office after USCIS has requested biometrics in association with the adjudication of a specific form type. You must bring an appointment notice showing that biometrics collection was scheduled at a domestic USCIS office in order to be able to eligible to have your biometrics captured. You can contact USCIS Mexico City to determine whether you are eligible to have your biometrics captured at this office or for further information.

### What you need to bring

- This letter** - Print a copy of this appointment letter.
- Government photo ID** - You can bring your passport, valid driver's license, military ID, U.S. government ID, work permit, or Green Card.
- Application documents** - Bring all immigration forms, receipts, and any other documents related to your case.

### Additional information

- If you need special accommodations, contact the USCIS office to make the arrangements. You can find the contact information once you start making an appointment.
- If you need an interpreter, you should arrange to have an interpreter available by phone. Do not bring an interpreter to your appointment.

[Return to top](#)

[Topics](#) [Citizenship](#) [Schedule an Appointment](#) [Find a Doctor](#) [Find a Class](#)

U.S. Citizenship and Immigration Services Facebook Twitter YouTube Instagram LinkedIn Email [Contact USCIS](#)

USCIS.gov  
An official website of the U.S. Department of Homeland Security

<a href="#">About USCIS</a>	<a href="#">FOIA Requests</a>	<a href="#">Office of the Inspector General</a>
<a href="#">Accessibility</a>	<a href="#">No FEAR Act Data</a>	<a href="#">The White House</a>
<a href="#">Budget and Performance</a>	<a href="#">Privacy and Legal</a>	<a href="#">USA.gov</a>
<a href="#">DHS Components</a>	<a href="#">Disclaimer</a>	
	<a href="#">Site Map</a>	

National Translation Agency Bureau  
**NTAS**  
BULLETIN  
BUREAU OF CONSULAR AFFAIRS  
PLEASE VISIT [ntas.gov](#) ON YOUR NEXT VISIT



U.S. Citizenship  
and Immigration  
Services

# USCIS My Appointment Flow

Requesting an appointment inside the U.S.

# Requesting an appointment inside the U.S.

## My Appointment

Select your language

English

### Have An Appointment Already?

After viewing your appointment, you can cancel or print your confirmation letter.

[View your appointment](#)

## Afghans Who Require Supplemental Medical Screening

Certain Afghans who arrived in the United States under Operation Allies Welcome (OAW) and are applying for adjustment of status to that of a lawful permanent resident must complete supplemental medical screening in order to demonstrate that they are not inadmissible under the health-related grounds.

You may schedule an appointment for supplemental medical screening online if you:

- Arrived in the United States during OAW between July 30, 2021, and Sept. 30, 2022;
- Have filed or will file an application for adjustment of status (Form I-485, Application to register Permanent Residence or Adjust Status) pending with USCIS; and
- Only completed a medical screening documented of Form SF-600, *Chronological Record of Medical Care*.

**Note:** If you need to reschedule a supplemental medical screening appointment for another day, you must cancel the pending appointment (unless the period has already expired) before you can schedule a new one.

[Schedule a supplemental medical screening appointment](#)

## Requesting An Appointment

### Inside the United States

If you are in the United States, you may request an appointment online for the following services

- ADIT Stamp
- Emergency Advance Parole (EAP)
- Immigration Judge Grant
- Other

If our online tools do not provide the help you need, please call the [USCIS Contact Center](#) to request an appointment.

[Request an appointment](#)

### Outside the United States

If you are outside the United States, select the international USCIS office with jurisdiction for your residence to schedule an appointment.

Select a Country:

If you want an answer fast, click on one of the buttons below.



I want to ask a general question



I need an application form



I want to file an application in person



I am a permanent resident and have not received my Green Card



I want to sign into my USCIS online account or create a new account



I want to check my case status

Additional Information about your appointment

DHS Privacy Notice

USCIS Accessibility Statement

Paperwork Reduction Act

### DHS Warning

You are about to access a Department of Homeland Security (DHS) computer system. This computer system and data therein are property of the U.S. government and provided for official U.S. government information and use. There is no expectation of privacy when you use this computer system. The use of a password or any other security measure does not establish an expectation of privacy. By using this system, you consent to the terms set forth in this notice. You may not process classified national security information on this computer system. Access to this system is restricted to authorized users only. Unauthorized access, use, or modification of this system or of data contained herein, or in transit to/from this system, may constitute a violation of section 1030 of title 18 of the U.S. Code and other criminal laws. Anyone who accesses a federal computer system without authorization or exceeds access authority, or obtains, alters, damages, destroys, or discloses information, or prevents authorized use of information on the computer system, may be subject to penalties, fines or imprisonment. This computer system and any related equipment is subject to monitoring for administrative oversight, law enforcement, criminal investigative purposes, inquiries into alleged wrongdoing or misuse, and to ensure proper performance of applicable security features and procedures. DHS may conduct monitoring activities without further notice.

An official website of the United States government [Here's how you know](#)

U.S. Citizenship and Immigration Services Resources Sign In

## Appointment Types

### Primary Appointment Types

Appointment requests at USCIS offices are for matters relating to the following services:

- ADIT Stamp
- Emergency Advance Parole
- Immigration Judge Grant

**Note:** If you need services that are not listed or to request a disability accommodation (such as a sign language interpreter), make your request by calling the USCIS Contact Center at 800-375-5283 (TTY 800-767-1833). Assistance is available in English and Spanish.

### Other immigration service tools

There are other ways to get information about immigration services and ask questions about your case online without an office visit or a phone call. If you have a question about a pending application, petition, or request, you can:

- [Check your case status](#), including your employment authorization card and clock date;
- [Change your address online](#);
- [Check case processing times](#);
- [Find free forms](#); or
- [File certain forms online](#).

[Next](#)

[Return to top](#)

[Topics](#) [Contact Us](#) [Citizenship](#) [Schedule An Appointment](#) [Find A Doctor](#) [Find A Class](#)

U.S. Citizenship and Immigration Services f t in @ y e

[Contact USCIS](#)

USCIS.gov  
An official website of the U.S. Department of Homeland Security

Freedom of Information Act  
No. FFAR Act Data  
Privacy and Legal Disclaimers  
Site Map


Office of the Inspector General  
The White House  
USA.gov

National Terrorism Advisory System  
NTAS  
ACTIVE BULLETIN  
Read this bulletin on your web page



# Requesting an appointment inside the U.S.

An official website of the United States government [Here's how you know](#)

 U.S. Citizenship and Immigration Services Resources Sign In

## Appointment Types

### Primary Appointment Types

Appointment requests at USCIS offices are for matters relating to the following services:

#### ADIT Stamp

An Alien Documentation Identification and Telecommunication (ADIT) stamp (also known as an I-551 stamp) may be issued to Lawful Permanent Residents (LPRs) as evidence of their lawful permanent resident status in limited circumstances. An ADIT stamp is placed in the individual's unexpired passport or, if the individual's passport is expired or unavailable, on Form I-94, Arrival/Departure Record. Applicants who do not possess a valid passport must bring two passport-style photos to their appointment to create a Form I-94.

**Note:** If you were issued an extension notice after filing, and you are in possession of your expired Permanent Resident Card (PRC), please show these two documents as your valid proof of status upon request. If you are not in possession of your expired Permanent Resident Card, your extension notice is no longer valid, please make an appointment to obtain proof of status.

[Check your case status online](#)

#### Emergency Advance Parole

#### Immigration Judge Grant

**Note:** If you need services that are not listed or to request a disability accommodation (such as a sign language interpreter), make your request by calling the USCIS Contact Center at 800-375-5283 (TTY 800-767-1833). Assistance is available in English and Spanish

---

### Other immigration service tools

There are other ways to get information about immigration services and ask questions about your case online without an office visit or a phone call. If you have a question about a pending application, petition, or request, you can:

- [Check your case status](#), including your employment authorization card and clock date;
- [Change your address online](#);
- [Check case processing times](#);
- [Find free forms](#); or
- [File certain forms online](#).

[Next](#)

# Requesting an appointment inside the U.S.

An official website of the United States government [here's how you know](#)

U.S. Citizenship and Immigration Services Resources Sign In

## Appointment Types

### Primary Appointment Types

Appointment requests at USCIS offices are for matters relating to the following services:

#### ADIT Stamp

##### Emergency Advance Paraaole

Field offices sometimes receive emergency requests for issuance of an advance parole document. Whether or not to grant a request for emergency advance parole document depends on if the travel need is considered emergent. "Emergent" means "arising unexpectedly," while "emergency" means "calling for prompt action." If you are experiencing an extremely urgent situation, you may request an emergency advance parole appointment at your local field office. You should bring the following items to your appointment:

- A completed [Form I-31, Application for Travel Document](#), with payment (if payment is required);
- Proof of eligibility (evidence of current status or pending application, petition, or request);
- Proof of the emergency (e.g., death certificate, medical documentation);
- Proof of relationship (if applicable);
- Valid passport; and
- Two passport-style photos.

[Determine if you are eligible for Emergency Advance Paraaole: Emergency Travel.](#)

**Note:** Asylum applicants, asylees (individuals who have been granted asylum), refugees, and lawful permanent residents who obtained such status based on their asylum or refugee status are also subject to special rules regarding traveling outside the United States. Additional information regarding traveling outside the United States as well as the consequences that could result if an asylum applicant, an asylee, a refugee, or a lawful permanent resident who obtained such status based on his or her asylum or refugee status returns to his or her country of claimed persecution may be found in the [Fact Sheet entitled Traveling Outside the United States as an Asylum Applicant, an Asylee, or a Lawful Permanent Resident Who Obtained Such Status Based on Asylum Status](#).

**Note:** Asylees (individuals who have been granted asylum) and lawful permanent residents who obtained such status based on their asylum status may travel abroad with the prior approval of the Secretary of the Department of Homeland Security (DHS). Such prior approval comes in the form of a refugee travel document. A refugee travel document is valid for one year and is issued to an asylee to allow his or her return to the United States after temporary travel abroad. Like advance parole, a refugee travel document **does not guarantee** admission into the United States. Rather, the asylee must still undergo inspection by an immigration inspector from the U.S. Customs and Border Protection (CBP) who will determine whether the asylee should be readmitted to the United States with the refugee travel document.

#### Immigration Judge Grant

**Note:** If you need services that are not listed or to request a disability accommodation (such as a sign language interpreter), make your request by calling the USCIS Contact Center at 800-375-5283 (TTY 800-767-1833). Assistance is available in English and Spanish.

### Other immigration service tools

There are other ways to get information about immigration services and ask questions about your case online without an office visit or a phone call. If you have a question about a pending application, petition, or request, you can:

- [Check your case status](#), including your employment authorization card and clock date;
- [Change your address online](#);
- [Check case processing times](#);
- [Find fee forms](#); or
- [File certain forms online](#).

Next

# Requesting an appointment inside the U.S.

An official website of the United States government [Here's how you know](#)

U.S. Citizenship and Immigration Services Resources | Sign In

## Appointment Types

### Primary Appointment Types

Appointment requests at USCIS offices are for matters relating to the following services:

- ADIT Stamp
- Emergency Advance Parole
- Immigration Judge Grant**

When you are granted lawful permanent residence or asylum by an Immigration Judge (IJ) during immigration court proceedings or by the Board of Immigration Appeals (BIA), USCIS is responsible for producing your Permanent Resident Card (PRC) or providing proof of status.

Typically, USCIS will receive the decision and produce your PRC or provide evidence of status within 45 days after the IJ grant. If you have not received your PRC or evidence of status and it has been at least 45 days since the IJ grant, you may request an appointment to a local field office to obtain your PRC or evidence of status. Bring your copy of the Final Order, photo identification, and a valid passport to your appointment.

- IJ Asylum grant applicants should also bring two passport-style photos to the appointment.
- IJ LPR grant applicants who do not possess a valid passport need to bring two passport-style photos to the appointment. If USCIS determines that an applicant does not have valid fingerprints on file, USCIS may schedule the applicant for an Application Support Center appointment to produce the I-551 LPR Card.

**Note:** If you need services that are not listed or to request a disability accommodation (such as a sign language interpreter), make your request by calling the USCIS Contact Center at 800-375-5283 (TTY 800-767-1833). Assistance is available in English and Spanish.

---

### Other immigration service tools


There are other ways to get information about immigration services and ask questions about your case online without an office visit or a phone call. If you have a question about a pending application, petition, or request, you can:

- [Check your case status](#), including your employment authorization card and clock date;
- [Change your address online](#);
- [Check case processing times](#);
- [Find free forms](#); or
- [File certain forms online](#).

Next

# Requesting an appointment inside the U.S.

An official website of the United States government [Here's how you know](#) ▾

 U.S. Citizenship and Immigration Services Resources ▾ | Sign In ▾

1 **Step 1 of 4 (current step):** Requester Information | 2 Step 2 of 4 (not started): Appointment Information | 3 Step 3 of 4 (not started): About You | 4 Step 4 of 4 (not started): Appointment Request Confirmation

You must complete all fields with an asterisk (\*) to submit this form.

## Requester Information

Who is requesting this appointment? \*


Applicant, petitioner, or requester


Attorney or accredited representative

[Back](#) [Next](#)


[Return to top](#)

[Topics](#) [Contact Us](#) [Citizenship](#) [Schedule An Appointment](#) [Find A Doctor](#) [Find A Class](#)

 U.S. Citizenship and Immigration Services [f](#) [t](#) [in](#) [@](#) [v](#) [e](#) [Contact USCIS](#)

 **USCIS.gov**  
An official website of the U.S. Department of Homeland Security

[About USCIS](#) [Freedom of Information Act](#) [Office of the Inspector General](#)  
[Accessibility](#) [No FEAR Act Data](#) [The White House](#)  
[Budget and Performance](#) [Privacy and Legal Disclaimers](#) [USA.gov](#)  
[DHS Components](#) [Site Map](#)

 National Terrorism Advisory System  
**NTAS**  
NATIONAL TERRORISM ADVISORY SYSTEM  
**ACTIVE BULLETIN**  
READ MORE  
[Find this website on your web page](#)



U.S. Citizenship  
and Immigration  
Services

# USCIS My Appointment Flow

Appointment being scheduled by an applicant, petitioner, or  
requestor: ADIT Stamp flow

An official website of the United States government [Here's how you know](#)

U.S. Citizenship and Immigration Services Resources Sign In

Step 1 of 4 (completed): Requester information

**Step 2 of 4 (current step): Appointment information**

Step 3 of 4 (not started): About You

Step 4 of 4 (not started): Appointment Request Confirmation

You must complete all fields with an asterisk (\*) to submit this form.

## Appointment Request Details

What type of appointment are you requesting? \*

ADIT Stamp

Emergency Advance Parole (EAP)

Immigration Judge (IJ) Grant

Other

---

When do you need to have your proof of status for work, travel, or other benefits? \*

You have proof of status if you have a valid, unexpired I-551 Permanent Resident Card (Green Card), a machine-readable Immigrant Visa (MRV) with a CBP Admission Stamp, a Temporary Resident Stamp (ADIT Stamp) contained in a passport or on Form I-94, or a valid re-entry permit.

Appointments can be scheduled if you need proof of status within the next 60 days.

**Note:** If your I-551 Permanent Resident Card is expired, use the expiration date noted on your Form I-90, I-751, N-400 or I-829 receipt notice (also known as Form I-797).

I do not know when I need to have my proof of status.

MM/DD/YYYY

---

[Back](#) [Next](#)

# ADIT Stamp Flow: applicant, petitioner, or requester

An official website of the United States government [Here's how you know](#)

U.S. Citizenship and Immigration Services Resources | Sign In

Step 1 of 4 (Completed): Requester Information | **Step 2 of 4 (Current step): Appointment Information** | Step 3 of 4 (Not started): About You | Step 4 of 4 (Not started): Appointment Request Confirmation

You must complete all fields with an asterisk (\*) to submit this form.

## Appointment Request Details

What type of appointment are you requesting? \*

ADIT Stamp  
 Emergency Advance Parole (EAP)  
 Immigration Judge (IJ) Grant  
 Other

When do you need to have your proof of status for work, travel, or other benefits? \*

You have proof of status if you have a valid, unexpired I-551 Permanent Resident Card (Green Card), a machine-readable Immigrant Visa (IRMV) with a CBP Admission Stamp, a Temporary Resident Stamp (ADIT Stamp) contained in a passport or on Form I-94, or a valid re-entry permit.

Appointments can be scheduled if you need proof of status within the next 60 days.

Note: If your I-551 Permanent Resident Card is expired, use the expiration date noted on your Form I-90, I-751, N-400 or I-829 receipt notice (also known as Form I-795).

I do not know when I need to have my proof of status.

08/24/2024

Provide an explanation for why you need an ADIT Stamp appointment. Specify if the ADIT Stamp is for work, travel, or other benefits.

0/500

What day(s) of the week would you prefer to come into the field office for your appointment? \*

Select your preferred day of the week for an appointment from the following options. Due to the limited availability of appointments, we may not be able to accommodate your requested day, but we will take it into consideration.

Monday  
 Tuesday  
 Wednesday  
 Thursday  
 Friday  
 No preference

What time of the day would you prefer to have your appointment? \*

Morning  
 Afternoon  
 No preference

Back Next

# ADIT Stamp Flow: applicant, petitioner, or requester

U.S. Citizenship and Immigration Services

ADIT Stamp Appointment Request

Step 1 of 4: Information  
Step 2 of 4: Appointment Information  
Step 3 of 4: Appointment Request  
Step 4 of 4: Confirmation

You must complete all fields with an asterisk (\*) to submit this form.

**About You**

To process your appointment request details, enter the information requested below. We need your appointment number or case number to control you about your appointment.

**What is your legal name?**  
Your current legal name is the name on your birth certificate, unless it was changed after birth by a legal action such as marriage or court order. Do not provide a nickname here.

Given name (first name) \*  
Middle name  
Family name (last name) \*

What is your date of birth? \*  
MM/DD/YYYY

What is your ZIP code? \*  
Provide a 5 or 9 digit ZIP code

What is your country of birth? \*

What is your receipt number or A-Number? \*

**You must provide your receipt number or A-Number to submit your request.**

Receipt number of your related application, petition, or request  
Provide a 13 character receipt number, beginning with 3 capital letters followed by 10 digits.

A-Number  
Provide a 7, 8, or 9 digit number. If the A-Number is less than 8 digits, the system will automatically add zeros, either to the left or before the first digit so there is a total of 8 digits, for example, A-001234567.

**What is your contact information? \***

Email Address \*  
If you do not provide an email address, you will need to call the Contact Center at 800-375-5282 (Toll free 800-367-5838)

Example: user@domain.com  
Confirm your email address \*

Example: user@domain.com

Phone Number \*  
USIS requires a contact phone number so we can call you regarding your request for additional, if needed.

Provide a 10-digit phone number.

Would you like to receive text messages? \*

Before we call you, USIS can send you text messages regarding your inability to receive phone calls. If you would like to receive these text messages, you must provide a mobile phone number. Standard USIS text messaging rates may apply.

Yes  
 No

Do you have additional family members who need the service you selected? \*

Yes  
 No

Information of additional family members \*  
Enter the information for your family members who also need the service.

+ Add family member

Back Next



# ADIT Stamp Flow: applicant, petitioner, or requester

An official website of the United States government [Here's how you know](#)

U.S. Citizenship and Immigration Services Resources Sign in

Step 1 of 4 (completed): Requester Information | Step 2 of 4 (completed): Appointment Information | **Step 3 of 4 (current step): About You** | Step 4 of 4 (not started): Appointment Request Confirmation

You must complete all fields with an asterisk (\*) to submit this form.

### Add A Family Member

What is your relationship to this family member? \*

I am their:

What is their legal name? Their current legal name is the name on their birth certificate, unless it was changed after birth by a legal action such as marriage or court order. Do not provide nicknames here.

First name \* Last name \*

What is their date of birth? \*

MM/DD/YYYY

What is their country of birth? \*

What is their receipt number or A-Number? \*

**You must provide their receipt number or A-number to submit your request.**

Receipt number of family member application, petition, or request

Provide a 13-character receipt number, beginning with 3 capitalized letters followed by 10 digits.

A-Number

A:

Provide a 7, 8, or 9 digit number. If the A-Number is fewer than 9 digits, the system will automatically add zero(s) after the "A" and before the first digit so there is a total of 9 digits, for example: A-001234567.

Save entry Cancel

What is your relationship to this family member? \*

I am their:

Spouse  
Parent  
Child  
Sibling  
Other

An official website of the United States government [Here's how you know](#)

U.S. Citizenship and Immigration Services Resources Sign In

Step 1 of 4 (completed): Requester Information   Step 2 of 4 (completed): Appointment Information   Step 3 of 4 (current step): About You   Step 4 of 4 (current step): Appointment Request Confirmation

## Review Your Appointment Request

Your appointment information

Appointment Type	Number Attending (including you)
ADIT Stamp	4

Your information

Given name (first name)	Email Address
Name	Email@domain.com
Family name (last name)	Phone Number
Hyphenated-Lastname	222-222-2222
Country of Birth	A-Number
United States	000456789
Date of birth	Receipt number(s)
01/01/2001	IOE100000000

Family member information


Family name, Name

Family name, Name	
Relationship	A-Number
Cousin	000456789
Country of Birth	Receipt number(s)
United States	IOE100000000
Date of birth	
01/01/2001	

Family name, Name

[Back](#) [Submit](#)

An official website of the United States government [Here's how you know](#)

 U.S. Citizenship and Immigration Services [Resources](#) | [Sign In](#)

Step 1 of 4 (completed): Requester Information

Step 2 of 4 (completed): Appointment Information

Step 3 of 4 (current step): About You

Step 4 of 4 (not started): **Appointment Request Confirmation**

## Your request has been submitted

We will review your request for an appointment, but USCIS may be able to resolve your request without the need for an in-person appointment. USCIS Contact Center will contact you within **3-5 business days** either by email or phone in reference to **Service Item number XXX1234**. If by phone, calls begin at 7:00 AM local time.

We will contact you from either 202-238-2104 or no-reply@uscis.dhs.gov. If you provide a cell number for your return call, you should add this number as a USCIS contact in your phone, since we will only make **2 attempts** to reach you before we close your request. If you do not receive an email or phone call within **3-5 business days**, please make sure you check your spam folder before reaching back out to us.

[Print](#)

*If customer doesn't know when they need to have their proof of status.*

When do you need to have your proof of status for work, travel, or other benefits? \*

You have proof of status if you have a valid, unexpired I-551 Permanent Resident Card (Green Card), a machine-readable Immigrant Visa (MRV) with a CBP Admission Stamp, a Temporary Resident Stamp (ADIT Stamp) contained in a passport or on Form I-94, or a valid re-entry permit.

Appointments can be scheduled if you need proof of status within the next 60 days.

**Note:** If your I-551 Permanent Resident Card is expired, use the expiration date noted on your Form I-90, I-751, N-400 or I-829 receipt notice (also known as Form I-797).

I do not know when I need to have my proof of status.

08/14/2024

**You cannot request an appointment online at this time**

The date you selected is within 10 days. You must contact the USCIS Contact Center at 800-375-5283 (TTY 800-767-1833) to submit your appointment request.

Back

Next

*If proof of status is needed within 10 days.*

When do you need to have your proof of status for work, travel, or other benefits? \*

You have proof of status if you have a valid, unexpired I-551 Permanent Resident Card (Green Card), a machine-readable Immigrant Visa (MRV) with a CBP Admission Stamp, a Temporary Resident Stamp (ADIT Stamp) contained in a passport or on Form I-94, or a valid re-entry permit.

Appointments can be scheduled if you need proof of status within the next 60 days.

**Note:** If your I-551 Permanent Resident Card is expired, use the expiration date noted on your Form I-90, I-751, N-400 or I-829 receipt notice (also known as Form I-797).

I do not know when I need to have my proof of status.

MM/DD/YYYY

**You cannot request an appointment at this time**

Contact the USCIS Contact Center at 800-375-5283 (TTY 800-767-1833) to submit your request.

Back

Next



U.S. Citizenship  
and Immigration  
Services

# USCIS My Appointment Flow

Appointment being scheduled by an applicant, petitioner, or  
requestor: Emergency Advanced Parole (EAP) flow

An official website of the United States government [Here's how you know](#)

U.S. Citizenship and Immigration Services Resources Sign In

Step 1 of 4 (completed): Requester Information    **Step 2 of 4 (current step): Appointment Information**    Step 3 of 4 (not started): About You    Step 4 of 4 (not started): Appointment Request Confirmation

You must complete all fields with an asterisk (\*) to submit this form.

## Appointment Request Details

What type of appointment are you requesting? \*

ADIT Stamp

Emergency Advance Parole (EAP)

Immigration Judge (IJ) Grant

Other

---

When are you planning on traveling? \*

If your travel date **is within the next 25 days**, you can schedule an appointment to request an EAP.

If your travel date **is not within the next 25 days**, you can submit Form I-131 and request expedited processing. [Review the form instructions for details on how to request an expedited application.](#)

I do not know when I need to have my proof of status.

MM/DD/YYYY

---

[Back](#) [Next](#)

# Emergency Advance Parole Flow: applicant, petitioner, or requester

An official website of the United States government [Here's how you know](#)

U.S. Citizenship and Immigration Services Resuscitate Sign In

Step 1 of 4 (Completed) **Step 2 of 4 (Current step)** Step 3 of 4 (Not started) Step 4 of 4 (Not started)

Information Appointment Information About You Appointment Request Confirmation

We must complete all fields with an asterisk (\*) to submit this form.

### Appointment Request Details

What type of appointment are you requesting? \*

ADIT Stamp

Emergency Advance Parole (EAP)

Immigration Judge (IJ) Grant

Other

When are you planning on traveling? \*

If your travel date is within the next 28 days, you can schedule an appointment to request an EAP.

If your travel date is not within the next 28 days, you can submit form I-131 and request expedited processing. [Review the facts instructions for details on how to request an expedited application.](#)

I do not know my travel date.

Do you have proof of the emergency to support your need to travel? \*

You are required to bring the following documents to your appointment, unless otherwise noted:

- A completed form I-131, [Application for Travel Document](#), with payment (if payment is required).
- Proof of eligibility (evidence of current status or pending application, petition, or request).
- Proof of the emergency (e.g., death certificate, medical documentation).
- Proof of relationship (if applicable).
- Valid passport, and
- Two passport-style photos.

**Note:** If the document is in any other language than English, it must be accompanied by a Certified English Translation.

**Payment if you file at a field office:** You cannot pay fees with a money order or cash when filing at a field office. You can only pay with a personal check, debit card, credit card, a reloadable prepaid credit or debit card.

Yes

No

Provide the details of the urgent situation you are experiencing. List the documents and fees you have to support your request. [Review the eligibility requirements on our Emergency Travel page.](#)

0/500

What day(s) of the week would you prefer to come into the field office for your appointment? \*

Select your preferred day of the week for an appointment from the following options. Due to limited availability of appointments, we may not be able to accommodate your requested day, but we will take it into consideration.

Monday

Tuesday

Wednesday

Thursday

Friday

No preference

What time of the day would you prefer to have your appointment? \*

Morning

Afternoon

No preference

# Emergency Advance Parole Flow: applicant, petitioner, or requester

U.S. Citizenship and Immigration Services

Step 1 of 4: Register Information | Step 2 of 4: Appointment Information | **Step 3 of 4: Appointment Request** | Step 4 of 4: Final Confirmation

You must complete all fields with an asterisk (\*) to submit this form.

### Emergency Advance Parole (EAP) Appointment Request

**About You**

To confirm your appointment request details, enter the information requested below. We need your telephone number to contact you about your appointment.

**What is your legal name?**

Your current legal name is the name on your birth certificate, unless it was changed after birth by a legal action such as marriage or court order. Do not provide an alternate name.

Given name (first name) \*  Middle name

Family name (last name) \*

**What is your date of birth?**

MM/DD/YYYY

**What is your ZIP code?**

Provide a 5-or-9 digit zip code

**What is your country of birth?**

**What is your receipt number or A-Number?**

**Receipt number of your related application, petition, or request**

**A-Number**

**What is your contact information?**

**Email address\***

If you do not provide an email address, you will need to call the Contact Center at 800-375-5282 (TTY: 800-767-4833).

Example: user@domain.com

**Confirm your email address \***

Example: user@domain.com

**Phone number \***

USCIS requires a contact phone number so we can call you regarding your request for assistance, if needed.

Provide a 10-digit phone number.

**Would you like to receive text messages?**

Before we call you, USCIS can send a text message to confirm your availability to receive phone calls. If you would like to receive these text messages, you must provide a mobile phone number. Standard SMS text messaging rates may apply.

Yes

No

**Do you have additional family members who need the service you selected? \***

Yes

No

**Information of additional family members \***

Enter the information for your family members(2) who also need the service.



# Emergency Advance Parole Flow: applicant, petitioner, or requester

An official website of the United States government [Here's how you know](#)

U.S. Citizenship and Immigration Services Resources Sign in

Step 1 of 4 (completed): Requester Information | Step 2 of 4 (completed): Appointment Information | **Step 3 of 4 (current step): About You** | Step 4 of 4 (not started): Appointment Request Confirmation

You must complete all fields with an asterisk (\*) to submit this form.

### Add A Family Member

What is your relationship to this family member? \*

I am their:

What is their legal name? \*

Their current legal name is the name on their birth certificate, unless it was changed after birth by a legal action such as marriage or court order. Do not provide nicknames here.

First name \* Last name \*

What is their date of birth? \*

MM/DD/YYYY

What is their country of birth? \*

What is their receipt number or A-Number? \*

**You must provide their receipt number or A-number to submit your request.**

Receipt number of family member application, petition, or request

Provide a 13-character receipt number, beginning with 3 capitalized letters followed by 10 digits.

A-Number

A:

Provide a 7, 8, or 9 digit number. If the A-Number is fewer than 9 digits, the system will automatically add zero(s) after the "A" and before the first digit so there is a total of 9 digits, for example: A-001234567.

Save entry Cancel

What is your relationship to this family member? \*

I am their:

Spouse  
Parent  
Child  
Sibling  
Other

# Emergency Advance Parole Flow: applicant, petitioner, or requester

U.S. Citizenship and Immigration Services

U.S. Citizenship and Immigration Services

Step 1 of 4 Completed: Registrar Information

Step 2 of 4 Completed: Appointment Information

Step 3 of 4 **Emergency EAP Appointment Request**

Step 4 of 4 Last Step: Appointment Request Confirmation

You must complete all fields with an asterisk (\*) to submit this form.

## Emergency Advance Parole (EAP) Appointment Request

### About You

To confirm your appointment request details, enter the information requested below. We need your telephone number to case we need to contact you about your appointment.

**What is your legal name?**

Your current legal name is the name on your birth certificate, unless it was changed after birth by legal action such as marriage or court order. Do not provide any alternate last.

Given name (First name) \*  Hide name

Family name (Last name) \*

**What is your date of birth?**

MM/DD/YYYY

**What is your ZIP code?**

Provide a 5 or 9 digit ZIP code.

**What is your country of birth?**

**What is your receipt number or A-Number?**

You must provide your receipt number or A-Number to submit your request.

**Receipt number of your related application, petition, or request**

Provide a 12-character receipt number, beginning with 3 capital letters followed by 9 digits.

**A-Number**

Provide a 1, 5, or 9-digit number. If the A-Number is lower than 9 digits, the government automatically adds zeros after the "A" and before the first digit so there is a total of 9 digits, for example: A 001134501.

**What is your contact information?**

**Email address \***

If you do not provide an email address, you will need to call the Contact Center at 800-375-5282 (TTY: 800-767-8832).

Example: user@domain.com

**Confirm your email address \***

Example: user@domain.com

**Phone number \***

USIS requests a contact phone number so we can call you regarding your request for assistance, if needed.

Provide a 10-digit phone number.

**Would you like to receive text messages?**

Before we call you, USIS can send a text message to confirm your availability to receive phone calls. If you would like to receive these text messages, you must provide a mobile phone number. Standard SMS text messaging rates may apply.

Yes

No

**Do you have additional family members who need the service you selected? \***

Yes

No

**Information of additional family members \***

Enter the information for your family members who also need the service.

[Add family member](#)

Family member	Action
Smith, John 0123456789	<a href="#">Edit</a> <a href="#">Delete</a>

[Back](#) [Next](#)

An official website of the United States government [Here's how you know](#)

U.S. Citizenship and Immigration Services Resources | Sign In

Step 1 of 4 (completed): Requester Information    Step 2 of 4 (completed): Appointment Information    Step 3 of 4 (current step): About You    Step 4 of 4 (current step): Appointment Request Confirmation

## Review Your Appointment Request

### Your Appointment Information

<b>Appointment Type</b> Emergency Advance Parole (EAP) Appointment Request	<b>Number Attending (including you)</b> 4
--	--

### Your Information

<b>Given name (first name)</b> Name	<b>Email Address</b> Email@domain.com
<b>Family name (last name)</b> Hyphenated-Lastname	<b>Phone Number</b> 222-222-2222
<b>Country of Birth</b> United States	<b>A-Number</b> 000456789
<b>Date of birth</b> 01/01/2001	<b>Receipt number(s)</b> IOE100000000

### Family Member Information

Family name, Name


Family name, Name

<b>Relationship</b> Cousin	<b>A-Number</b> 000456789
<b>Country of Birth</b> United States	<b>Receipt number(s)</b> IOE100000000
<b>Date of birth</b> 01/01/2001	

Family name, Name

[Back](#) [Submit](#)

An official website of the United States government [Here's how you know](#)

 U.S. Citizenship and Immigration Services [Resources](#) | [Sign In](#)

Step 1 of 4 (completed): Requester Information

Step 2 of 4 (completed): Appointment Information

Step 3 of 4 (current step): About You

Step 4 of 4 (not started): Appointment Request Confirmation

## Your request has been submitted

We will review your request for an appointment, but USCIS may be able to resolve your request without the need for an in-person appointment. USCIS Contact Center will contact you within **3-5 business days** either by email or phone in reference to **Service Item number XXX1234**. If by phone, calls begin at 7:00 AM local time.

We will contact you from either 202-238-2104 or no-reply@uscis.dhs.gov. If you provide a cell number for your return call, you should add this number as a USCIS contact in your phone, since we will only make **2 attempts** to reach you before we close your request. If you do not receive an email or phone call within **3-5 business days**, please make sure you check your spam folder before reaching back out to us.

[Print](#)

## If travel date unknown.

When are you planning on traveling? \*

If your travel date is **within the next 25 days**, you can schedule an appointment to request an EAP.

If your travel date is **not within the next 25 days**, you can submit Form I-131 and request expedited processing. [Review the form instructions for details on how to request an expedited application.](#)

I do not know my travel date.

MM/DD/YYYY 

**You cannot request an appointment at this time**  
Contact the USCIS Contact Center at 800-375-5283 (TTY 800-767-1833) to submit your request.

## If travel date is more than 25 days into the future.

When are you planning on traveling? \*

If your travel date is **within the next 25 days**, you can schedule an appointment to request an EAP.

If your travel date is **not within the next 25 days**, you can submit Form I-131 and request expedited processing. [Review the form instructions for details on how to request an expedited application.](#)

I do not know my travel date.

02/15/2025 

**You cannot request an appointment at this time**  
Your travel date is beyond the next 25 days. You can submit Form I-131 and request expedited processing.

## If travel date is within 10 days.

When are you planning on traveling? \*

If your travel date is **within the next 25 days**, you can schedule an appointment to request an EAP.

If your travel date is **not within the next 25 days**, you can submit Form I-131 and request expedited processing. [Review the form instructions for details on how to request an expedited application.](#)

I do not know my travel date.

08/15/2024 

**You cannot request an appointment at this time**  
The date you selected is within 10 days. You must contact the USCIS Contact Center at 800-375-5283 (TTY 800-767-1833) to submit your appointment request.

## If no proof of emergency available.

Do you have proof of the emergency to support your need to travel? \*

You are required to bring the following documents to your appointment, unless otherwise noted:

- A completed Form I-131, Application for Travel Document, with payment (if payment is required);
- Proof of eligibility (evidence of current status or pending application, petition, or request);
- Proof of the emergency (e.g., death certificate, medical documentation);
- Proof of relationship (if applicable);
- Valid passport; and
- Two passport-style photos.

**Note:** If the document is in any other language than English, it must be accompanied by a Certified English Translation.

**Payment if you file at a field office:** You cannot pay fees with a money order or cashier's check when filing at a field office. You can only pay with a personal check, debit card, credit card, a reloadable prepaid credit or debit card.

Yes  
 No

**You cannot request an appointment at this time**  
Evidence will be required at the time of your appointment, submit your request when you are in possession of the required evidence




U.S. Citizenship  
and Immigration  
Services

# USCIS My Appointment Flow

Appointment being scheduled by an applicant, petitioner, or  
requestor: Immigration Judge grant

An official website of the United States government [Here's how you know](#)

 U.S. Citizenship and Immigration Services Resources | Sign In

Step 1 of 4 (completed): Requester Information

**Step 2 of 4 (current step): Appointment Information**

Step 3 of 4 (not started): About You

Step 4 of 4 (not started): Appointment Request Confirmation

You must complete all fields with an asterisk (\*) to submit this form.

## Appointment Request Details

What type of appointment are you requesting? \*

ADIT Stamp

Emergency Advance Parole (EAP)

Immigration Judge (IJ) Grant

Other

---

Back Next

An official website of the United States government [Here's how you know](#)

U.S. Citizenship and Immigration Services Resources Sign in

Step 1 of 4 (Completed): Requester Information | **Step 2 of 4 (Current Step): Appointment Information** | Step 3 of 4 (Not Started): About You | Step 4 of 4 (Not Started): Appointment Request Confirmation

You must complete all fields with an asterisk (\*) to submit this form.

### Appointment Request Details

What type of appointment are you requesting? \*

ADIT Stamp

Emergency Advance Parole (EAP)

Immigration Judge (IJ) Grant

Other

---

Do you have a copy of your final order from the Immigration Judge? \*

The final order is the document that contains the Immigration Judge's ruling on your case. You will need to bring your final order as well as your passport or other photo identification when you attend your appointment.

Yes

No

---

Which status were you granted? \*

Lawful Permanent Resident (LPR)

Asylum

---

When did the IJ issue your final order? \*

You must wait at least 45 days after the IJ issued your final order to schedule an appointment with a USCIS local field office to receive your proof of status documentation. This time period allows us to receive the decision and take steps to provide the evidence of status.

I do not know my travel date.

10/25/2024

---

What day(s) of the week would you prefer to come into the field office for your appointment? \*

Select your preferred day of the week for an appointment from the following options. Due to the limited availability of appointments, we may not be able to accommodate your requested day, but we will take it into consideration.

Monday

Tuesday

Wednesday

Thursday

Friday

No preference

---

What time of the day would you prefer to have your appointment? \*

Morning

Afternoon

No preference

[Back](#) [Next](#)



U.S. Citizenship and Immigration Services

Step 1 of 4 (Completed) Step 2 of 4 (Current step) Step 3 of 4 (Upcoming) Step 4 of 4 (Final)

Registration Information Appointment Information Appointment Request Confirmation

You must complete all fields with an asterisk (\*) to submit this form.

## Immigration Judge (IJ) Grant

### About You

To confirm your appointment request details, enter the information requested below. We need your telephone number to case we need to contact you about your appointment.

**What is your legal name?**  
Your current legal name is the name on your birth certificate, unless it was changed after birth by a legal action such as marriage or court order. Do not provide any nicknames here.

**Given name (first name) \***  **Middle name**

**Family name (last name) \***

**What is your date of birth? \***

**What is your ZIP code? \***

Provide a 5-digit ZIP code.

**What is your country of birth? \***

**What is your receipt number or A-Number? \***

**You must provide your receipt number or A-Number to submit your request.**

**Receipt number of your related application, petition, or request**

Provide a 13-character receipt number, beginning with 3 capitalized letters followed by 10 digits.

**A-Number**

Provide a 7, 8, or 9-digit number. If the A-Number is fewer than 8 digits, the system will automatically add zeros after the "0" and before the first digit so there is a total of 8 digits, for example, A000234567.

**What is your contact information? \***

**Email address \***  
If you do not provide an email address, you will need to call the Contact Center at 800-375-5282 (TTY 800-747-8832).

Example: user@domain.com

**Confirm your email address \***

Example: user@domain.com

**Phone number \***  
USCIS requires a contact phone number so we can call you regarding your request for assistance. \*Federal.

Provide a 10-digit phone number.

**Would you like to receive text messages?**  
Before we call you, USCIS can send a text message to confirm your availability to receive phone calls. If you would like to receive these text messages, you must provide a mobile phone number. Standard US text messaging rates may apply.

Yes  
 No

**Do you have additional family members who need the service you selected? \***

Yes  
 No

**Information of additional family members \***  
Enter the information for your family member(s) who also need the service.

An official website of the United States government [Here's how you know](#)

U.S. Citizenship and Immigration Services Resources Sign in

Step 1 of 4 (completed): Requester Information | Step 2 of 4 (completed): Appointment Information | **Step 3 of 4 (current step): About You** | Step 4 of 4 (not started): Appointment Request Confirmation

You must complete all fields with an asterisk (\*) to submit this form.

### Add A Family Member

What is your relationship to this family member? \*

I am their:

What is their legal name? Their current legal name is the name on their birth certificate, unless it was changed after birth by a legal action such as marriage or court order. Do not provide nicknames here.

First name \* | Last name \*

What is their date of birth? \*

MM/DD/YYYY

What is their country of birth? \*

What is their receipt number or A-Number? \*

**You must provide their receipt number or A-number to submit your request.**

Receipt number of family member application, petition, or request

Provide a 13-character receipt number, beginning with 3 capitalized letters followed by 10 digits.

A-Number

A:

Provide a 7, 8, or 9 digit number. If the A-Number is fewer than 9 digits, the system will automatically add zero(s) after the "A" and before the first digit so there is a total of 9 digits, for example: A-001234567.

Save entry | Cancel

What is your relationship to this family member? \*

I am their:

Spouse  
Parent  
Child  
Sibling  
Other

An official website of the United States government [Here's how you know](#)

U.S. Citizenship and Immigration Services Resources | Sign In

Step 1 of 4 (completed): Requester Information    Step 2 of 4 (completed): Appointment Information    Step 3 of 4 (current step): About You    Step 4 of 4 (current step): Appointment Request Confirmation

## Review Your Appointment Request

### Your Appointment Information

Appointment Type	Number Attending (including you)
Immigration Judge (I.J.) Grant	4

### Your Information

Given name (first name)	Email Address
Name	Email@domain.com
Family name (last name)	Phone Number
Hyphenated-Lastname	222-222-2222
Country of Birth	A-Number
United States	000456789
Date of birth	Receipt number(s)
01/01/2001	IOE100000000

### Family Member Information


Family name, Name

Family name, Name	A-Number
Relationship	000456789
Cousin	
Country of Birth	Receipt number(s)
United States	IOE100000000
Date of birth	
01/01/2001	

Family name, Name

[Back](#) [Submit](#)

An official website of the United States government [Here's how you know](#)

 U.S. Citizenship and Immigration Services Resources | Sign In

Step 1 of 4 (completed): Requester Information

Step 2 of 4 (completed): Appointment Information

Step 3 of 4 (current step): About You

Step 4 of 4 (not started): Appointment Request Confirmation

## Your request has been submitted

We will review your request for an appointment, but USCIS may be able to resolve your request without the need for an in-person appointment. USCIS Contact Center will contact you within **3-5 business days** either by email or phone in reference to **Service Item number XXX1234**. If by phone, calls begin at 7:00 AM local time.

We will contact you from either 202-238-2104 or no-reply@uscis.dhs.gov. If you provide a cell number for your return call, you should add this number as a USCIS contact in your phone, since we will only make **2 attempts** to reach you before we close your request. If you do not receive an email or phone call within **3-5 business days**, please make sure you check your spam folder before reaching back out to us.

[Print](#)

## *If final order not available.*

Do you have a copy of your final order from the Immigration Judge? \*

The final order is the document that contains the Immigration Judge's ruling on your case. You will need to bring your final order as well as photo identification and your passport when you attend your appointment.

- Yes  
 No

**1** You cannot request an appointment at this time  
Submit your request when you are in possession of the final order issued by the Immigration Judge

## *If less than 45 days since issuance of final order.*

When did the IJ issue your final order? \*

You must wait at least 45 days after the IJ issued your final order to schedule an appointment with a USCIS local field office to receive your proof of status documentation. This time period allows us to receive the decision and take steps to provide the evidence of status.

I do not know when the final order was issued.

08/14/2024

**1** You cannot request an IJ grant appointment at this time  
It has not been at least 45 days since your final order was issued.  
You may still request an ADIT stamp appointment if you need proof of status for work, travel, or other benefits.

Start over

## *If date of final order is unknown.*

When did the IJ issue your final order? \*

You must wait at least 45 days after the IJ issued your final order to schedule an appointment with a USCIS local field office to receive your proof of status documentation. This time period allows us to receive the decision and take steps to provide the evidence of status.

I do not know when the final order was issued.

MM/DD/YYYY

**1** You cannot request an IJ grant appointment at this time  
Contact the USCIS Contact Center at 1 (800) 375-5283 to submit your request.

## *If final order not available.*

When did the IJ issue your final order? \*

You must wait at least 45 days after the IJ issued your final order to schedule an appointment with a USCIS local field office to receive your proof of status documentation. This time period allows us to receive the decision and take steps to provide the evidence of status.

I do not know when the final order was issued.

08/14/2024

**1** You cannot request an IJ grant appointment at this time  
It has not been at least 45 days since your final order was issued.  
You may still request an appointment to request Emergency Advance Parole

Start over




U.S. Citizenship  
and Immigration  
Services

# USCIS My Appointment Flow

Appointment being scheduled by an applicant, petitioner, or  
requestor: Other

An official website of the United States government [Here's how you know](#) ✓

 U.S. Citizenship and Immigration Services Resources ▾ Sign In ▾

Step 1 of 4 (completed): Requester Information    **Step 2 of 4 (current step): Appointment Information**    Step 3 of 4 (not started): About You    Step 4 of 4 (not started): Appointment Request Confirmation

You must complete all fields with an asterisk (\*) to submit this form.

## Appointment Request Details

What type of appointment are you requesting? \*

ADIT Stamp

Emergency Advance Parole (EAP)

Immigration Judge (IJ) Grant

Other

**You must contact the USCIS Contact Center**

If you are requesting a service that is not related to an ADIT Stamp, Emergency Advance Parole, or an Immigration Judge Grant, you must contact the USCIS Contact Center at 800-375-5283 (TTY 800-767-1833) to submit your request. You cannot submit a request online.

[Back](#) [Next](#)



U.S. Citizenship  
and Immigration  
Services

# USCIS My Appointment Flow

Appointment being scheduled by an attorney or accredited  
representative



# Appointment requested by attorney or accredited representative

An official website of the United States government [Here's how you know](#)

U.S. Citizenship and Immigration Services Resources Sign in

**1** Step 1 of 4 (current stage): Requester Information **2** Step 2 of 4 (not started): Appointment Information **3** Step 3 of 4 (not started): About You **4** Step 4 of 4 (not started): Appointment Request Confirmation

You must complete all fields with an asterisk (\*) to submit this form.

### Requester Information

Who is requesting this appointment? \*

Applicant, petitioner, or requester

Attorney or accredited representative

---

### Attorney or Accredited Representative Information

**Note:** If you are an attorney or accredited representative and have filed Form G-28, Notice of Appearance as Attorney or Accredited Representative, you may submit an appointment request on behalf of your client. You must fill out the form using the client's information and ensure that you add any of their family members who may need to attend. You do not need to add yourself as a participant to attend the appointment with your client.

What is your current legal name? \*

Your current legal name is the name on your birth certificate, unless it was changed after birth by a legal action such as marriage or court order. Do not provide any nicknames here.

Given name (first name) \*

Hide name

Family name (last name) \*

---

What is your contact information?

**Email address \***

If you do not provide an email address, you will need to call the Contact Center at 800-375-5283 (TTY 800-767-1833).

Example: user@domain.com

**Phone number \***

USCIS requires a contact phone number so we can call you regarding your request for assistance, if needed.

Provide a 10-digit phone number.

---

Would you like to receive text messages?

Before we call you, USCIS can send a text message to confirm your availability to receive phone calls. If you would like to receive these text messages, you must provide a mobile phone number. Standard SMS/text messaging rates may apply.

Yes

No

---

What is your USCIS Online Account Number?

You will only have an Online Account Number, or OAN, if you previously filed a form that has a receipt number that begins with IOE. If you filed the form online, you can find your OAN in your account profile. If you mailed us the form, you can find your OAN at the top of the Account Access Notice we sent you.


If you do not have a receipt number that begins with IOE, you do not have an OAN.

(The OAN is not the same as an A-Number)

I do not have or know my USCIS Online Account Number.

Provide a 12-digit Online Account Number.

An official website of the United States government [Here's how you know](#) ▼

 U.S. Citizenship and Immigration Services [Resources](#) ▼ | [Sign In](#) ▼

Step 1 of 4 (completed): Requester Information    **Step 2 of 4 (current step): Appointment Information**    Step 3 of 4 (not started): About You    Step 4 of 4 (not started): Appointment Request Confirmation

You must complete all fields with an asterisk (\*) to submit this form.

## Appointment Request Details


What type of appointment are you requesting? \*

- ADIT Stamp
- Emergency Advance Parole (EAP)
- Immigration Judge (IJ) Grant
- Other

[Back](#)    [Next](#)


[Return to top](#)


[Topics](#)   [Contact Us](#)   [Citizenship](#)   [Schedule An Appointment](#)   [Find A Doctor](#)   [Find A Class](#)

 U.S. Citizenship and Immigration Services

[f](#) [t](#) [in](#) [@](#) [v](#) [✉](#)

[Contact USCIS](#)

 **USCIS.gov**  
An official website of the U.S. Department of Homeland Security

  
**ACTIVE BULLETIN**  
READ MORE  
Put this widget on your web page

[About USCIS](#)  
[Accessibility](#)  
[Budget and Performance](#)  
[DHS Components](#)

[Freedom of Information Act](#)  
[No FEAR Act Data](#)  
[Privacy and Legal Disclaimers](#)  
[Site Map](#)

[Office of the Inspector General](#)  
[The White House](#)  
[USA.gov](#)

# Appointment requested by attorney or accredited representative

An official website of the United States government [Here's how you know](#)

U.S. Citizenship and Immigration Services Resources Sign In

Step 1 of 4 (completed): Registrar Information **Step 2 of 4 (current step): Appointment Information** Step 3 of 4 (not started): About You Step 4 of 4 (not started): Appointment Request Confirmation

You must complete all fields with an asterisk (\*) to submit this form.

## Appointment Request Details

What type of appointment are you requesting? \*

ADIT Stamp  
 Emergency Advance Parole (EAP)  
 Immigration Judge (IJ) Grant  
 Other

---

When do you need to have your proof of status for work, travel, or other benefits? \*

You have proof of status if you have a valid, unexpired I-551 Permanent Resident Card (Green Card), a machine-readable Immigrant Visa (IRV) with a CBP Admission Stamp, a Temporary Resident Stamp (ADIT Stamp) contained in a passport or on Form I-94, or a valid re-entry permit.

Appointments can be scheduled if you need proof of status within the next 60 days.

**Note:** If your I-551 Permanent Resident Card is expired, use the expiration date noted on your Form I-90, I-751, I-400 or I-423 receipt notice (also known as Form I-797).

I do not know when I need to have my proof of status.

05/24/2024

---

Provide an explanation for why you need an ADIT stamp appointment. Specify if the ADIT stamp is for work, travel, or other benefits.

0/500

---

What day(s) of the week would you prefer to come into the field office for your appointment? \*

Select your preferred day of the week for an appointment from the following options. Due to the limited availability of appointments, we may not be able to accommodate your requested day, but we will take it into consideration.

Monday  
 Tuesday  
 Wednesday  
 Thursday  
 Friday  
 No preference

---

What time of the day would you prefer to have your appointment? \*

Morning  
 Afternoon  
 No preference

# Appointment requested by attorney or accredited representative

U.S. Citizenship and Immigration Services

Step 1 of 4: Information Step 2 of 4: Appointment Step 3 of 4: Appointment Step 4 of 4: Confirmation

You must complete all fields with an asterisk (\*) to submit this form.

Provide your client's information for all questions in this section, unless we instruct you otherwise.

## ADIT Stamp Appointment Request

### About Your Client

To confirm your client's appointment request details, enter the information requested below. We need your client's telephone number in case we need to contact them about their appointment.

#### What is your client's legal name?

Your client's current legal name is the name on your client's birth certificate, which may have changed after birth to legal names such as marriage or court order. Do not provide any nicknames here.

Given name (first name) \*  Middle name

Family name (last name) \*

#### What is your client's date of birth?

MM/DD/YYYY

#### What is your client's ZIP code?

Provide a 5 or 9-digit zip code.

#### What is your client's country of birth?

#### What is your client's receipt number or A-Number?

You must provide your client's receipt number or A-Number to submit your request.

##### Receipt number of your client's related application, petition, or request

Provide a 13-character receipt number, beginning with 3 capital letters followed by 10 digits.

A-Number

Provide a 7, 8, or 9-digit number. If the A-Number is fewer than 9 digits, the system will automatically add zeros after the "0" and before the first digit reflects a total of 9 digits. Example: A98765432

#### What is your client's contact information?

##### Email address \*

If you do not provide an email address, your client will need to call the Contact Center at 800-375-5282 TTY: 800-375-5282

Example: user@domain.com

##### Confirm your client's email address \*

Example: user@domain.com

##### Phone number \*

USCIS requires a contact phone number so we can call your client regarding your request for assistance, if needed.

Provide a 10-digit phone number.

#### Would your client like to receive text messages?

Before we call your client, USCIS can send a text message to confirm their availability to receive phone calls. If you would like to receive these text messages, you must provide a mobile phone number. Standard SMS text messaging rates may apply.

Yes  No

#### Do they have additional family members who need the service you selected?

Yes  No

#### Information of additional family members \*

Enter the information for your client's family members who also need the service.

# Appointment requested by attorney or accredited representative

An official website of the United States government [Here's how you know](#)

U.S. Citizenship and Immigration Services Resources Sign In

Step 1 of 4 (completed): Requester Information Step 2 of 4 (completed): Appointment Information Step 3 of 4 (current step): About Your Client Step 4 of 4 (not started): Appointment Request Confirmation

You must complete all fields with an asterisk (\*) to submit this form.

### Add A Family Member

What is your client's relationship to this family member? \*

They are their:

What is their legal name?

Their current legal name is the name on their birth certificate, unless it was changed after birth by a legal action such as marriage or court order. Do not provide nicknames here.

Given name (first name) \* Family name (last name) \*

What is their date of birth? \*

MM/DD/YYYY

What is their country of birth? \*

What is their receipt number or A-Number? \*

**You must provide their receipt number or A number to submit your client's request.**

Receipt number of family member's related application, petition, or request

Provide a 13 character receipt number, beginning with 3 capitalized letters followed by 10 digits.

A-Number

A:

Provide a 7, 8, or 9-digit number. If the A-Number is fewer than 9 digits, the system will automatically add zero(s) after the "A" and before the first digit so there is a total of 9 digits, for example: A-001234567.

Save entry Cancel

What is your client's relationship to this family member? \*

They are their:

- Spouse
- Parent
- Child
- Sibling
- Other

# Appointment requested by attorney or accredited representative

U.S. Citizenship and Immigration Services

ADIT Stamp Appointment Request

Step 1 of 4: Appointment Request Information

Step 2 of 4: About Your Client

Step 3 of 4: Appointment Request Information

Step 4 of 4: Appointment Request Confirmation

You must complete all fields with an asterisk (\*) to submit this form.

### About Your Client

To confirm your client's appointment request details, enter the information requested below. We need your client's telephone number in case we need to contact them about their appointment.

**What is your client's legal name?**

Your client's correct legal name is the name on your client's birth certificate, unless it has changed after birth by legal action such as marriage or court order. Do not provide any nicknames here.

Given name (last name)\*  Middle name

Family name (last name)\*

**What is your client's date of birth? \***

MM/DD/YYYY

**What is your client's ZIP code? \***

Provide a 5 or 9 digit ZIP code

**What is your client's country of birth? \***

**What is your client's receipt number or A-Number? \***

You must provide your client's receipt number or A-Number to submit your request.

Receipt number of your client's application, petition, or request

Provide a 12-character receipt number beginning with 1 capital letter followed by 11 digits.

**A-Number**

A-

Provide a 7, 8, or 9-digit number. If the A-Number is less than 9 digits, the space and dash characters add zeros after the "A" and before the first digit or there is a total of 9 digits, for example: A-001234567.

**What is your client's contact information? \***

**Email address\***

If you do not provide email address, you will need to call the Contact Center at 800-375-5282 (TTY 800-367-8888).

Example: user@domain.com

**Confirm your client's email address \***

Example: user@domain.com

**Phone number \***

USIS requires a contact phone number so we can call your client regarding your request for assistance, if needed.

Provide a 10-digit phone number.

**Would your client like to receive text messages?**

Before we call your client, USIS can send a text message to confirm their availability to receive phone calls. If you would like to receive these text messages, you must provide a mobile phone number. Standard SMS/text messaging rates may apply.

Yes

No

**Do they have additional family members who need the service you selected? \***

Yes

No

**Information of additional family members \***

You must enter the information for each family member(s) who also needs the service.

Family member	Action
Smith, John 18023210	<input type="button" value="Edit"/> <input type="button" value="Delete"/>

# Appointment requested by attorney or accredited representative

An official website of the United States government [Here's how you know](#)

U.S. Citizenship and Immigration Services Resources Sign In

Step 1 of 4 (completed): Requester Information   Step 2 of 4 (completed): Appointment Information   Step 3 of 4 (current step): About Your Client   Step 4 of 4 (current step): Appointment Request Confirmation

## Review Your Client's Appointment Request

### Attorney Or Accredited Representative Information

<b>Given name (first name)</b> Name	<b>Phone number</b> (333) 333-3333
<b>Family name (last name)</b> Last	<b>Opted into text messaging</b> Yes
<b>Email address</b> user@domain.com	<b>USCIS Online Account Number</b>

### Your client's appointment information

<b>Appointment Type</b> ADIT Stamp	<b>Number Attending (including you)</b> 4
---------------------------------------	--

### Your client's information

<b>Given name (first name)</b> Name	<b>Email Address</b> Email@domain.com
<b>Family name (last name)</b> Hyphenated-Lastname	<b>Phone number</b> 222-222-2222
<b>Country of birth</b> United States	<b>A-Number</b> 000456789
<b>Date of birth</b> 01/01/2001	<b>Receipt number(s)</b> IOE100000000

### Your Client's Family Member Information

Family name, Name

<b>Relationship</b> Cousin	<b>A-Number</b> 000456789
<b>Country of birth</b> United States	<b>Receipt number(s)</b> IOE100000000
<b>Date of birth</b> 01/01/2001	

Family name, Name

[Back](#) [Submit](#)



U.S. Citizenship  
and Immigration  
Services

# USCIS My Appointment Flow

Error messages if request failed.



# Error messages

An official website of the United States government [Here's how you know](#)

U.S. Citizenship and Immigration Services Resources Sign In

Step 1 of 4 (completed): Requester Information   Step 2 of 4 (completed): Appointment Information   Step 3 of 4 (current step): About Your Client   **Step 4 of 4 (current step): Appointment Request Confirmation**

**We did not receive your request.**  
There was an unexpected interruption during the submission. You may try submitting your request again by using the back button to return to the previous page, then proceed to this page again to re-submit. You may also try starting a new request at a later time.

## Review Your Appointment Request

Your appointment information

Appointment Type	Number Attending (including you)
Emergency Advance Parole (EAP) Appointment Request	4

Your client's information

Given name (first name)	Email Address
Name	Email@domain.com
Family name (last name)	Phone Number
Hyphenated-Lastname	222-222-2222
Country of Birth	A-Number
United States	00456789
Date of birth	Receipt number(s)
01/01/2001	IOE100000000

Family member information

Family name, Name

Family name, Name

Relationship	A-Number
Cousin	00456789
Country of Birth	Receipt number(s)
United States	IOE100000000
Date of birth	
01/01/2001	

Family name, Name

[Back](#) [Submit](#)

An official website of the United States government [Here's how you know](#)

U.S. Citizenship and Immigration Services Resources Sign In

Step 1 of 4 (completed): Requester Information   Step 2 of 4 (completed): Appointment Information   Step 3 of 4 (current step): About Your Client   **Step 4 of 4 (current step): Appointment Request Confirmation**

**You cannot submit another request for this type of appointment.**  
You already submitted a request for this type of appointment. You must attend or [cancel your confirmed appointment](#) before you can submit another request. If you need to reschedule your appointment, contact the USCIS Contact Center at 800-375-5283 (TTY 800-767-1833).

## Review Your Appointment Request

Your appointment information

Appointment Type	Number Attending (including you)
Emergency Advance Parole (EAP) Appointment Request	4

Your client's information

Given name (first name)	Email Address
Name	Email@domain.com
Family name (last name)	Phone Number
Hyphenated-Lastname	222-222-2222
Country of Birth	A-Number
United States	00456789
Date of birth	Receipt number(s)
01/01/2001	IOE100000000

Family member information

Family name, Name

Family name, Name

Relationship	A-Number
Cousin	00456789
Country of Birth	Receipt number(s)
United States	IOE100000000
Date of birth	
01/01/2001	

Family name, Name

[Back](#) [Submit](#)



U.S. Citizenship  
and Immigration  
Services

# USCIS My Appointment Flow

Manage an appointment

# Manage an appointment

## My Appointment

Select your language  
English

### Have An Appointment Already?

After viewing your appointment, you can cancel or print your confirmation letter.

[View your appointment](#)

### Requesting An Appointment

#### Inside the United States

If you are in the United States, you may request an appointment online for the following services:

- ADIT Stamp
- Emergency Advance Parole (EAP)
- Immigration Judge Grant
- Other

If our online tools do not provide the help you need, please call the [USCIS Contact Center](#) to request an appointment.

[Request an appointment](#)

#### Outside the United States

If you are outside the United States, select the international USCIS office with jurisdiction for your residence to schedule an appointment.

Select a Country:

If you want an answer fast, click on one of the buttons below.



[I want to ask a general question](#)



[I need an application form](#)



[I want to file an application in person](#)



[I am a permanent resident and have not received my Green Card](#)



[I want to sign into my USCIS online account or create a new account](#)



[I want to check my case status](#)

[Additional Information about your appointment](#)

[DHS Privacy Notice](#)

[USCIS Accessibility Statement](#)

[Paperwork Reduction Act](#)

#### DHS Warning

You are about to access a Department of Homeland Security (DHS) computer system. This computer system and data therein are property of the U.S. government and provided for official U.S. government information and use. There is no expectation of privacy when you use this computer system. The use of a password or any other security measure does not establish an expectation of privacy. By using this system, you consent to the terms set forth in this notice. You may not process classified national security information on this computer system. Access to this system is restricted to authorized users only. Unauthorized access, use, or modification of this system or of data contained herein, or its transfer to/from this system, may constitute a violation of section 1030 of Title 18 of the U.S. Code and other criminal laws. Anyone who accesses a Federal computer system without authorization or exceeds access authority, or obtains, alters, damages, destroys, or discloses information, or prevents authorized use of information on the computer system, may be subject to penalties, fines or imprisonment. This computer system and any related equipment is subject to monitoring for administrative oversight, law enforcement, criminal investigative purposes, inquiries into alleged wrongdoing or misuse, and to ensure proper performance of applicable security features and procedures. DHS may conduct monitoring activities without further notice.

[← Back to my appointment](#)

## Print Your Appointment Confirmation

Please enter the information below to print your appointment confirmation letter.

First Name (required)

Last Name (required)

Date of Birth (required)

Next

---

## Cancel Your Appointment

To cancel your appointment, you need your appointment confirmation number and PIN.

*International appointments.* You may cancel your appointment if it was scheduled at one of our international field offices.

*Domestic appointments.* You may cancel your appointment if it was scheduled at one of our domestic offices within the United States.

Confirmation Number (required)

PIN Number (required)

Next

If cancellation requested:

[← Back to my appointment](#)

## Review Your Appointment

---

### Appointment Details

<b>Date</b>	<b>Time</b>
11/15/2024	12:10 PM

---


### Customer Information

<b>Name (required)</b> dallas tester	
<b>Date of Birth (required)</b> 03/03/1990	<b>Phone Number (required)</b> 2022221234
<b>Email Address</b>	<b>Alien Number</b> A-321654987
<b>Receipt Number</b>	<b>Number Attending (including you)</b> 1

---


[Cancel Appointment ✕](#)



 U.S. Citizenship and Immigration Services

[Resources ▾](#) | [Sign In ▾](#)

[← Back to my appointment](#)

 **Your Appointment Has Been Cancelled**

---

[Return to top](#)


[Topics](#) | [Citizenship](#) | [Schedule an Appointment](#) | [Find a Doctor](#) | [Find a Class](#)

If reprint of confirmation requested:

✓ Your Appointment Is Confirmed [Download PDF](#)

[Click here to print your appointment letter.](#)

Appointment Details	Your USCIS office	Date	Time
Customer: dallas tester	Dallas Field Office 8500 CAMPUS CIRCLE DRIVE EAST Irving, TX 75063	2024-11-15	12:10 PM

Confirmation Number: **DAL-24-1** 

**Attention:** To ensure your health and safety, you must take the following COVID-19 safety precautions when arriving for your interview: • Do not arrive more than 15 minutes before your appointment time. We cannot let you into the building before then. • You (and anyone we have allowed to come with you) must wear a face covering that covers the mouth and nose. • If you are ill, have any symptoms of illness or have traveled outside the United States within the past two weeks, or had contact with a person who tested positive for COVID-19 within the past two weeks, or are at heightened risk due to age or an underlying health condition, call the USCIS Contact Center at 1-800-375-5283 (TTY: 1-800-767-1833) as soon as possible to reschedule your appointment. • Bring a black or blue ink pen with you.

4973

What you need to bring	Additional information
<ul style="list-style-type: none"><li>▶ <b>This letter</b> - Print a copy of this appointment letter.</li><li>▶ <b>Government photo ID</b> - You can bring your passport, valid driver's license, military ID, U.S. government ID, work permit, or Green Card.</li><li>▶ <b>Application documents</b> - Bring all immigration forms, receipts, and any other documents related to your case.</li></ul>	<ul style="list-style-type: none"><li>▶ If you need special accommodations, call the USCIS Contact Center at 800-375-5283 (TTY: 800-767-1833) as soon as possible.</li><li>▶ If you need an interpreter, you should arrange to have an interpreter available by phone. Do not bring an interpreter to your appointment.</li></ul>