

## INTERIM PERFORMANCE REPORT FORM

### OMB Burden Statement:

This collection of information is approved by OMB under the Paperwork Reduction Act. The agency may not conduct or sponsor, and a person is not required to respond to, a collection of information if it does not display this OMB control number. The burden of this collection of information is estimated to average 40 hours per response, including the time for reviewing instructions, searching existing data sources, gathering the data, reviewing the collection of information, and completing and reviewing the collection of information. Send comments on this burden estimate and any aspect of this collection of information, including suggestions for reducing the burden, to Washington Field Office, Paperwork Project Director, Information Engagement Division; U.S. Environmental Protection Agency, 1200 Pennsylvania Avenue, NW, Washington, DC 20460. Send comments to this address. Do not send confidential information.

### Instructions for Grantees:

- \* This form requests performance information across five sheets: (1) Project Overview, (2) Work Plan, (3) Progress Report, (4) Financial Report, and (5) Summary Report.
- \* This form should be used during each discrete reporting period (e.g., quarterly, semi-annually, or annually).
- \* Please refer to the supplemental instructions document for guidance on how to complete this form.
- \* Please speak to your EPA Project Officer to confirm that you understand all the requirements of this form.
- \* The information you report should represent the actual implementation of the project activities.
- \* Use your Work Plan as a reference when completing this form, but do report any changes to the Work Plan.
- \* You can add information about outputs and outcomes for each activity at any time during the reporting period.
- \* You can use this spreadsheet to complete each new interim performance report.
- \* If you have any questions about how to complete this form, please contact your EPA Project Officer.

November 22, 2024

OMB CONTROL NUMBER

Executive Order 12812, 44 U.S.C. 3501 et seq. OMB Control Number: 2090-NEW. Responses to this collection of information unless it displays a currently valid OMB control number. The Agency's need for this information, the accuracy of the provided burden estimates and (2821T); 1200 Pennsylvania Ave., NW; Washington, D.C. 20460. Include the OMB control

view, (2) Activities, Dates, Locations, and Partners; (3) Outputs; (4) Outcomes; and (5) Frequency (semi-annually, annually) up to the end of the project.

complete each section.

reporting expectations for your program.

project activities.

any changes or additional unplanned activities.

time after you initially report the activity. Just be sure to indicate the date of data entry

table, by adding new rows in each section. Just be sure to indicate the date of data entry in

EPA Project Officer.

ER = 2090-NEW, Expiration Date = mm/dd/yyyy

ction of information are mandatory [2 CFR Part 200]. An  
public reporting and recordkeeping burden for this collection  
any suggested methods for minimizing respondent burden to  
trol number in any correspondence. Do not send the

Financial Reporting.

in Column A.  
Column A.

## SECTION 1: PROJECT OVERVIEW

### Project Information

*Instructions: Please complete the information below.*

Project Lead Name	
Project Title	
EPA Grant #	
EPA Program (e.g., FIFRA)	
EPA Project Officer	
Project Start Date	
Expected Project End Date	

### Project Objectives

*Instructions: List the specific objectives as outlined in the approved grant work plan.*

1.  
2.  
etc.

### Interim Performance Report Submission Schedule

*Instructions - start of project: Working with your Project Officer, please enter the expected dates in the submission schedule for the interim progress reports. Add or delete rows as needed to accurately represent the number and type of reports you are expected to submit for each year of the project.*

*Instructions - when submitting each report: Enter the actual date that you submit that report.*

Project Year	Report Title	Deadline Date for Submission	Actual Date of Submission
1	Interim Progress Report 1	6/30/2024	
1	Interim Progress Report 2	9/30/2024	
1	Interim Progress Report 3	12/31/2024	
1	Interim Progress Report 4	3/31/2025	
2	Interim Progress Report 5	6/30/2025	
2	Interim Progress Report 6	9/30/2025	
2	Interim Progress Report 7	12/31/2025	

2	<b>Interim Progress Report 8</b>	3/31/2026	
---	----------------------------------	-----------	--

## SECTION 2: ACTIVITIES & LOCATIONS

### Instructions

Use this section to report your activities and associated information.

Report each activity on a new (horizontal) row.

Insert additional rows in Part A if you have multiple items to report.

Instructions for completing each column are provided below.

If you have any questions or need further assistance, please contact the project manager.

### Part A - Activity Log

<b>A. Date of Data Entry</b>  Include the date(s) on which you are reporting the information in each row.	<b>B. Project Year</b>  Select the project year for which you are providing information about the project activities.	<b>C. Project Reporting Period</b>  Select the project reporting period (e.g., quarters, semiannual, annual) for which you are providing information about the project activities.
10/13/2023	Year 1	Q1

10/16/2024	Year 2	Q1
10/18/2025	Year 2	Q2

mation (e.g., locations, dates, partners, etc.).

report for an activity (e.g., locations).

review the supplemental instructions for this form, and then speak to your EPA Pr

<b>D. Activity</b>  List each activity (i.e., specific tasks or actions) undertaken to achieve the objectives of the project (one per row).	<b>E. Dates of Activity</b>  Include a single date or start/end dates for the reported activity, as appropriate. If ongoing, list start date and state end date as "ongoing."	<b>F. State, Territory, or Tribe/Alaska Native Village</b>  Indicate whether the activity took place in a state, territory, or Tribe/Alaska Native Village.
<b>Example A:</b> Implemented nutrient reduction strategy in Metropolis River Basin and track water quality.	July 15, 2023 - ongoing	Territory



<p><b>Example B:</b> Facilitated workshop with local stakeholders to discuss environmental concerns and inform project development</p>	<p>6/1/2024</p>	<p>State</p>
<p><b>Example C:</b> Developed a database for a local government to aggregate data collected from a project funded with State Revolving Funds (SRF)</p>	<p>9/6/2025</p>	<p>State</p>

Project Officer.

<b>G. Specific State, Territory, or Tribe/Alaska Native Village</b>  Select the specific state, U.S. territory, or Tribe/Alaska Native Village. Note that the drop-down menu options will change, depending on the answer provided in Column F.	<b>H. Type of Location Data</b>  Select the location data type that is appropriate for your project activity. If you are not sure, please consult your EPA Project Officer. Optional based on whether the reported activity has an associated location.  If you want to add multiple locations for an activity, use additional rows.	<b>I. Unique ID for location</b>  Specify the unique ID that aligns with the location data type selected in Column H. <i>Optional based on whether the reported activity has an associated location.</i>  If you want to add multiple locations for an activity, use additional rows.
Connecticut	Latitude-Longitude	Metropolis County

Arizona	ZIP Code	12345
Michigan	County	Generic County



<p><b>J. Does the location include 1+ communities that are disadvantaged, marginalized, underserved, or overburdened by pollution?</b></p> <p>Select yes or no to indicate whether the location includes 1+ communities that are disadvantaged, marginalized, underserved, or overburdened by pollution. Optional based on whether the reported activity has an associated location.</p>	<p><b>K. Further Information for Answer in Column J</b></p> <p>If you answered "yes" to Column J, list the relevant communities in this column. Optional based on whether the reported activity has an associated location.</p>
<p>No</p>	

Yes	All CBOs were from zip code that has high prevalence (95th percentile) of nearby Superfund sites and a high rate of poverty (80th percentile)
Yes	Generic County has higher levels of polluted water bodies (70th percentile)



<b>L. Source of Information for Answer in Column J</b>  Indicate the screening tool or source (e.g., CEJST, EJScreen, etc.) used to make the determination in Column J. Optional based on whether the reported activity has an associated location.	<b>M. Partners and/or Collaborators</b>  List individuals, organizations or entities that either collaborated with you to conduct the activity, or contributed resources, expertise, or financial support to the activity. Indicate if no partners were involved. Please consult your EPA Project Officer for more information.
CEJST	No partners

EJ Screen	The Local Nonprofit Group (nonprofit)
CEJST	Trusted Contractor LLC (contractor)



**N. Partner Contributions**

**Describe the roles and contributions (whether financial or non-financial) of each partner or collaborator listed in Column M. Write "not applicable" if no partners or collaborators participated in this activity.**

Not applicable



The Local Nonprofit Group (subawardee) identified stakeholders and coordinated the meeting.

The grantee directly communicated with a Generic County government representative to ensure the new database met all the local government's requirements for collecting, storing, and extracting/exporting data in support of their SRF funded project. The grantee communicated these requirements to Trusted Contractor LLC, who then developed the database. The grantee kept the Generic County official updated on the status of the database development and communicated some minor database adjustments to Trusted Contractor LLC.



<p style="text-align: center;"><b>O. Comparison with Work Plan</b></p> <p>Compare the completed activities with the planned activities described in the Work Plan. If any changes were made to the planned design or implementation, briefly explain the reason(s) for these changes.</p>
<p>activity conducted in line with work plan</p>

<p><b>Part B - Supplement</b></p>
<p>Provide any relevant information, including unexpected changes or any other pertinent information.</p>

activity conducted in line with work plan

The workshop intended to have at least 3 community community-based organizations attend, but one CBO withdrew 24 hours before the workshop due to an unforeseen scheduling conflict.

---

---

---

---

---


**Additional Information**

---

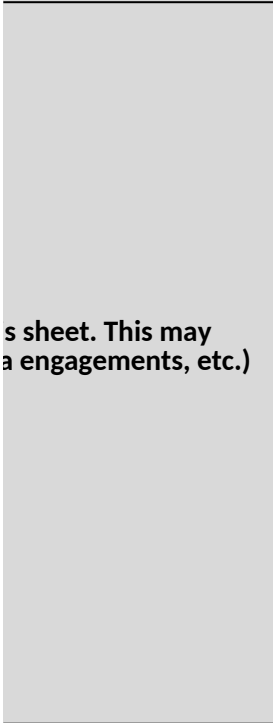
Additional information or updates about the activities that have not been captured in the standard reporting columns in this form, such as challenges, innovative practices adopted, communications activities (e.g., social media posts, physical signs, media appearances), or other developments. *This field is optional for grantees.*


---

---



s sheet. This may  
a engagements, etc.)





## SECTION 3: OUTPUTS - Products, Services, or Events Produced

### Instructions

Use this section to report the outputs of your activities.  
 For each activity in Part A, enter an output that you wish to report (Insert additional rows (horizontal) to Part A, if needed).  
 Instructions for completing each column are provided below.  
 If you have any questions or need further assistance, please review

### Part A - Output Reporting

<b>A. Date of Data Entry</b>  Include the date(s) on which you are reporting the information in each row.	<b>B. Project Year</b>  Select the project year for which you are providing information about the output.	<b>C. Reporting period</b>  Select the project reporting period (quarters, semiannual, annual) for which you are providing information about the output. Please speak to your EPA Project Officer to confirm which reporting periods you should use.
	Year 1	Q1



10/13/2023	Year 1	Q1
	Year 1	Q1
10/16/2024	Year 2	Q1
10/18/2025	Year 2	Q2

## ced by the Activities

each activity can have multiple outputs).

the supplemental instructions for this form, and then speak

<b>D. Activity</b>  List each activity undertaken to achieve the objectives of the project (one per row).  You can copy this information from Column D in Section 2: Activities	<b>E. Output Identification Number</b>  Assign a sequential identification number to each output for every activity.
<b>Example A:</b> Implemented nutrient reduction strategy in Metropolis River Basin and track water quality.	1

	2
	3
<b>Example B:</b> Facilitated meeting with local stakeholders to discuss environmental concerns and inform project development	1
<b>Example C:</b> Developed a database for a local government to aggregate data collected from a project funded with State Revolving Funds (SRF)	1

to your EPA Project Officer.

**F. Outputs: Products, Services, or Events**

List the products, services, or events that were produced or delivered as part of the activity. Provide the number of each product, service, or event that was produced or delivered. The supplemental instructions for this form provides more information about different types of outputs you could report.

Approved implementation plan

Water quality monitoring data

Monthly updates on water quality posted on website

1 four-hour workshop

1 database for post-award data collection developed



**OPTIONAL  
G. Engagement with Output**

**Indicate the amount of engagement you documented for the output over a defined time-period. For example, this could be the number of people or groups who participated in the activity, used the product/service, attended the event, etc. Where possible, delineate engagement from different communities or groups.**

not applicable

not applicable

unknown

2 community-based organizations attended

not applicable



<b>H. Comparison with Work Plan</b>
<p>Compare the recorded outputs against any relevant indicators listed in your Work Plan (e.g., number of outputs, target audience, timeline, etc.). Briefly explain any differences noted between the expected outputs and the delivered outputs.</p>
output produced in line with target

<b>Part B - Supplemental</b>
<p>Provide any relevant information that was not included in the main report. This field is optional for grant proposals.</p>



output produced in line with target

output produced in line with target and planned timeline

The workshop intended to have at least 3 community community-based organizations attend, but one CBO withdrew 24 hours before the workshop due to an unforeseen scheduling conflict.

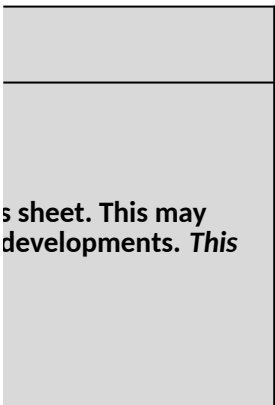

This is the first of 5 expected databases developed. The other 4 are expected to be developed in Q3 and Q4 of Year 2 of this project. The grantee agreed to develop a fifth database for Standard County after the grantee's project commenced, hence the discrepancy between 4 databases expected in the workplan and the current expectation for 5 databases developed by the end of Year 2.



**Additional Information**

Additional information or updates about the outputs that have not been captured in the standard reporting columns on this page, including challenges, new outputs, innovative measurement of audience engagement with outputs, or any other pertinent information.





## SECTION 4: OUTCOMES - Results of the Activities

### Instructions

Use this section to report the results you have documented for your activities.

For each activity in Part A, enter an outcome (result) that you wish to report.

Insert additional rows (horizontal) to Part A, if needed.

Instructions for completing each column are provided below.

If you have any questions or need further assistance, please review the support materials.

### Part A - Outcome Reporting

A. Date of Data Entry	B. Project Year	C. Project Reporting Period
Include the date(s) on which you are reporting the information in each row.	Select the project year for which you are providing information about the outcome.	Select the project reporting period (quarters, semiannual, annual) for which you are providing information about the outcome. Please speak to your EPA Project Officer to identify the reporting periods to be used.

10/13/2024	Year 2	Q3
10/13/2024	Year 2	Q3
10/16/2024	Year 2	Q1
10/25/2025	Year 3	Q1
11/2/2026	Year 3	Q2
11/2/2026	Year 3	Q2
11/2/2026	Year 3	Q2

ies (including timeframe and date that you recorded the res  
t (each activity can have multiple outcomes).

plemental instructions for this form, and then speak to your

<b>D. Activity</b>	<b>E. Outcome Identification Number</b>
<p>List each activity undertaken to achieve the objectives of the project (one per row).</p> <p>You can copy this information from Column D in Section 2: Activities</p>	<p>Assign a sequential identification number to each outcome for every activity.</p>

<b>Example A:</b> Implemented nutrient reduction strategy in Metropolis River Basin and track water quality.	1
	2
<b>Example B:</b> Facilitated meeting with local stakeholders to discuss environmental concerns and inform project development	1
	2
<b>Example C:</b> Developed a database for a local government to aggregate data collected from a project funded with State Revolving Funds (SRF)	1
	2
	3

ult).

r EPA Project Officer.

#### F. Measured or Calculated Outcomes

List any results from the activity that you have measured or calculated (e.g., via modeling). Results should be aligned with your specific project objectives. The supplemental instructions for this form include a list of example outcome categories.



Since July 15 2023 (1 year ago):

- \* 95,000 pounds of total nitrogen load reduction
- \* 16,000 pounds of total phosphorous load reduction
- \* 85 tons of sediment load reduction

Since July 15, 2023 (1 year ago):

- \* 100,000 recreation users recorded in visitor logs,  
an increase of 20,000 users compared to previous year  
(July 15 2022 to July 15, 2023)

An intake survey and post workshop survey indicated an increased understanding of the CBO's role in identifying environmental concerns and developing projects to address these environmental concerns.

Collaboration with local stakeholders in project proposal, implementation and/or future grant submission

The Generic County government officials' self rated knowledge and understanding of post-award databases more than doubled from 3 to 7 out of 10 (10 being a theoretical perfect knowledge understanding).

1st SRF recipient stated they can better collect, store, evaluate, and report data from their funded project.

The Generic County government officials' self rated evaluation and reporting skills increased from 4 to 8 out of 10 (10 being a theoretical perfect understanding of evaluation and reporting).

Empty rectangular box for text entry.

Empty rectangular box for text entry.

Empty rectangular box for text entry.

**G. Outcome Methodology**

Indicate the methodology you used to measure or calculate your outcome. Example methodologies for different categories of outcomes are provided in the supplemental instructions. The supplemental instructions for this form include example methods to measure or calculate different types of outcomes.

scientific measurement

Document review (visitor logs)


Intake survey and post workshop survey.

Follow up survey one year after workshop

Intake survey and follow up survey delivered one year after database implementation.

Intake survey and follow up survey delivered one year after database implementation.

Intake survey and follow up survey delivered one year after database implementation.



**H. Outcome Time Frame**

**Please indicate whether this is a short-term outcome, an intermediate outcome, or a long-term outcome, based on the definitions provided by your EPA program. Optional based on whether activity has an associated location. For more information, please refer to program guidance.**



intermediate outcome

short-term outcome


short-term outcome

intermediate outcome

short-term outcome

short-term outcome

short-term outcome



<p><b>I. Communities or Groups</b></p> <p>List the communities or groups impacted by the outcome (result). <i>Optional based on whether activity has an associated location.</i></p>	<p><b>J. Results experienced by 1+ communities that are disadvantaged, marginalized, underserved, or overburdened by pollution</b></p> <p>Select Yes or No to indicate whether whether the measured or calculated results affect one or more communities categorized as disadvantaged, marginalized, underserved, or overburdened by pollution. <i>Optional based on whether activity has an associated location.</i></p>
--	---

Residents of Metropolis County	No
Residents of Metropolis County	No
Community members in zip code 12345	Yes
Community members in zip code 12345	Yes
Community members in Generic County	Yes
Community members in Generic County	Yes
Community members in Generic County	Yes



<b>K. Further Information for Answer in Column I</b>	<b>L. Source of Information for Answer in Column I</b>
<p>If you answered "yes" to Column J, list the relevant communities in this column. <i>Optional based on whether activity has an associated location.</i></p>	<p>Indicate the screening tool or source (e.g., CEJST, EJScreen, etc.) used to make the determination in Column J. <i>Optional based on whether activity has an associated location.</i></p>



	CEJST
	CEJST
All members are from zip code that has high prevalence (95th percentile) of nearby Superfund sites and a high rate of poverty (80th percentile).	EJScreen
All members are from zip code that has high prevalence (95th percentile) of nearby Superfund sites and a high rate of poverty (80th percentile).	EJScreen
Generic County has higher levels of polluted water bodies (70th percentile)	EJScreen
Generic County has higher levels of polluted water bodies (70th percentile)	EJScreen
Generic County has higher levels of polluted water bodies (70th percentile)	EJScreen



<p style="text-align: center;"><b>M. Comparison with Work Plan</b></p> <p>Compare the recorded outcomes against any relevant indicators noted in your Work Plan (e.g., target results, target audience, timeline, etc.), briefly explaining any discrepancies.</p>

<b>Part B - S</b>
<p>Provide an unexpected grantees.</p>

\* nitrogen load reduction was 5,000 pounds below the work plan target (100,000).  
\* phosphorous load reduction was 4,000 pounds below the work plan target (20,000 pounds)  
\* Sediment load reduction was 5 tons below work plan target (90 tons)  
Explanation for discrepancies: Inclement weather and equipment failure stopped work on the project for 2 months

No specific target set in Work Plan

Outcome met the workplan performance indicator.

A follow up survey indicated both CBOs utilized training from the workshop when they each drafted a grant application. No further training requests were noted in any survey. As of X date, both CBOs were waiting to hear about the results of their grant application submission.

Not applicable

Expected results recorded: increase in user capability to collect, store, evaluate, and report data was demonstrated.

Expected results recorded: increase in evaluation and reporting skills for local government officials have been reported.



---


**Supplemental Information**

any relevant information or updates about the outcomes that have not already captured in the standard reporting and challenges, additional benefits realized, innovative measurement of outcomes, or any other pertinent develop





sections. This may include  
ments. *This field is optional for*













Empty rectangular box at the top of the page.

Empty rectangular box below the first one.

**Part B - Additional Information**

Use this section to include any additional information you wish to provide about your budget and finances. This could include any changes to the budget or challenges encountered and the strategies used to address them. *This field is optional for grantees.*

Empty rectangular box at the bottom of the section.