

APPOINTED REPRESENTATIVE REGISTRATION via INTRANET

CSA Home – user search

Integrated Registration Services **Customer Support Application**

IRESCSA [Help](#) CS001

CSA Home

Enter any one of the items below to search for an employer or user.

Search for Employer

EIN:

Search for User

SSN:

or User ID:

or Rep ID:

Add Foreign User

User lives and works outside U.S. and does not have an SSN

Multiple users found

Integrated Registration Services **Customer Support Application**


Name: JOHN PUBLIC SSN: 999011234 User ID: 9K8278TG DOB: 01/01/1979 [Help](#) CS002

Multiple User IDs Found

Select a User ID to view related information or add a new User ID.

User ID	Affiliate	Affiliate ID	Service (s)
2284PBNZ	EIN	303422950	[BSO] VIEW WAGE REPORT NAME/SSN ERRORS (Active) [BSO] SSNVS (Active) [BSO] WAGE REPORTING (Active)
22CHQY85	EIN	040560041	[BSO] VIEW WAGE REPORT NAME/SSN ERRORS (Active) [BSO] SSNVS (Active) [BSO] WAGE REPORTING (Active)
232YQ644	EIN	040290141	[BSO] VIEW WAGE REPORT NAME/SSN ERRORS (Active) [BSO] SSNVS (Active) [BSO] WAGE REPORTING (Active)
23D4279F	EIN	530090862	[BSO] WAGE REPORTING (Active)
24D728FH	EIN	020060041	[BSO] VIEW WAGE REPORT NAME/SSN ERRORS (Active) [BSO] SSNVS (Active) [BSO] WAGE REPORTING (Active)
24F26GFF	EIN	349980000	[BSO] VIEW WAGE REPORT NAME/SSN ERRORS (Active) [BSO] SSNVS (Active) [BSO] WAGE REPORTING (Active) [BSO] SSNVS (Deactivated)
24Q695Y5	EIN	359990000	[BSO] VIEW WAGE REPORT NAME/SSN ERRORS (Active) [BSO] SSNVS (Active) [BSO] WAGE REPORTING (Active)
257CDD6	EIN	218980141	[BSO] VIEW WAGE REPORT NAME/SSN ERRORS (Active)

One user found or selecting a user id link above



Integrated Registration Services **Customer Support Application**

Name: JOHN PUBLIC SSN: 999011234 User ID: 9K8278TG DOB: 01/01/1979 EIN: 020000000

[Help](#) CS003

[CSA Home](#)

User Information

- [Service Status](#)
- [Select Suite](#)
- [Add/Update Employer Information](#)
- [Report of Contact](#)
- [User History](#)
- [Block](#)
- [Unblock](#)
- [Exclusive Special Services](#)

IRESCSA

User Information for JOHN PUBLIC

User ID Status: ACTIVE
User ID Issue Date: 04/02/2009
Password Issue Date: 04/02/2009
Password Expiration Date: 07/01/2009

Confirm / update information below with user :

*** indicates mandatory field.**

* First Name:

Middle Name:

* Last Name:

Suffix:

* Date of Birth:

* Address Line 1:

Address Line 2:

* City:

* State Abbreviation (for US)/Province:

* Zip/Postal Code: Zip Extension:


* Country:

* Phone: Ext:

Fax:

* Email:

Add new user - phone registration

Customer Support ApplicationSSN: 999011234

[CSA Home](#)IRESCSA[Help](#) CS004

New User Information

* indicates mandatory field.

* First Name:

Middle Name:

* Last Name:

Suffix:

* Date of Birth:

* Address Line 1:

Address Line 2:

* City:

* State Abbreviation (for US)/Province:

* Zip/Postal Code: Zip Extension:

* Country:


* Phone: Ext:

Fax:

* Email:

Statement	Yes	No
Do you understand that the Social Security Administration will validate the information you provide against the information in our files?	<input type="radio"/>	<input checked="" type="radio"/>
Do you understand that you may be subject to civil or criminal penalties if you submit fraudulent information?	<input type="radio"/>	<input checked="" type="radio"/>
Do you understand that you are responsible for all actions taken using your User ID?	<input type="radio"/>	<input checked="" type="radio"/>

New user NUMI failed

**Integrated Registration Services** **Customer Support Application**
Name: JOHN PUBLIC SSN: 999041234 DOB: 01/01/1979 [Help](#) CS004

[CSA Home](#) IRESCSA [Help](#) CS004

New User Information **New User Information**

- Numi Failed

*** indicates mandatory field.**

* First Name:

Middle Name:

* Last Name:

Suffix:

* Date of Birth:

* Address Line 1:

Address Line 2:

* City:

* State Abbreviation (for US)/Province:

* Zip/Postal Code: Zip Extension:

* Country:


* Phone: Ext:

Fax:

* Email:

Statement	Yes	No
Do you understand that the Social Security Administration will validate the information you provide against the information in our files?	<input checked="" type="radio"/>	<input type="radio"/>
Do you understand that you may be subject to civil or criminal penalties if you submit fraudulent information?	<input checked="" type="radio"/>	<input type="radio"/>
Do you understand that you are responsible for all actions taken using your User ID?	<input checked="" type="radio"/>	<input type="radio"/>

Add employer information

 Integrated Registration Services **Customer Support Application**

Name: JOHN PUBLIC SSN: 000000000 User ID: 9K3278TG DOB: 01/01/1979 [Help](#) CS006

[CSA Home](#)
[User Information](#)
▶ Add/Update Employer Information
[Add Services](#)
[Report of Contact](#)

Employer Information

Select one of the following. Requestor is:

- An employee of a company that has an EIN.
- A Household Employer and has an EIN.
- Self-Employed and has an EIN.
- Self-Employed and DOES NOT have an EIN.
- Working and residing outside the U.S. and has an EIN, but does not have an SSN.
- A Volunteer for a Company/Organization that has an EIN.
- Internet Representative Payee (IRPA) Individual User.

Enter the following about the employer.

*** indicates mandatory field.**

EIN:

*** Company/Organization Name or Business Name:**

*** Do you understand that you and/or your company may be banned from use of Online Services if the SSA determines or even suspects there has been misuse of the services?**

Yes No

Select Suite

The screenshot shows the 'Select Suite' page. The header includes the Maryland State Seal, 'Integrated Registration Services', and 'Customer Support Application'. User information is displayed: Name: JOHN PUBLIC, SSN: 999011234, User ID: 9K8278TG, DOB: 01/01/1979, EIN: 020000000. A 'Help CS024' link is in the top right. The left sidebar contains links for 'CSA Home', 'User Information', 'Select Suite' (highlighted), 'Report of Contact', and 'Service Status'. The main content area is titled 'Select Suite' and features a radio button for 'Appointed Representative Suite'. Below this is the instruction: 'Register individual as an Appointed Representative. Service requests must be completed by the individual through the online Appointed Representative Suite.' A 'Next' button is centered at the bottom of the main area.

In person proofing - record information

The screenshot shows the 'Record ID Information' page. The header is identical to the previous page. The left sidebar highlights 'Record ID Information'. The main content area is titled 'Record ID Information' and includes a legend: '* indicates mandatory field.' Below this are three mandatory fields: 'Type of ID' (a dropdown menu with 'U.S. Driver's License' selected), 'Complete ID #' (a text input field containing 'MD12345'), and 'State' (a dropdown menu with 'MD' selected). A 'Continue' button is centered at the bottom of the main area.

Print activation code for efolder

The screenshot shows the 'Customer Support Application' interface. The top navigation bar includes the 'Integrated Registration Services' logo and the title 'Customer Support Application'. Below this, a dark blue bar contains user information: Name: JOHN PUBLIC, SSN: 999011234, User ID: YK2YXSSX, DOB: 05/03/1970, and EIN: 020000000. A 'Help CS036' link is visible in the top right corner. The left sidebar contains a menu with 'CSA Home', 'User Information', and 'Print Activation Code for eFolder' (which is highlighted). The main content area is titled 'IRESCSA Print Activation Code for eFolder'. A yellow message box states: 'Access Claimant's Electronic Folder role has been added successfully. Select the **Print Activation Code** button to print the Access Claimant's Electronic Folder activation code.' A 'Print Activation Code' button is centered below the message.

View activation code for efolder

The screenshot shows the 'Customer Support Application' interface. The top navigation bar includes the 'Integrated Registration Services' logo and the title 'Customer Support Application'. Below this, a dark blue bar contains user information: Name: JOHN PUBLIC, SSN: 999011234, User ID: YK2YXSSX, DOB: 05/03/1970, and EIN: 020000000. A 'Help CS036' link is visible in the top right corner. The left sidebar contains a menu with 'CSA Home', 'User Information', and 'View Activation Code for eFolder' (which is highlighted). The main content area is titled 'IRESCSA View Activation Code for eFolder'. A yellow message box states: 'The Electronic Folder Activation Code is **JBP9D2QB**. Select the **Print Activation Code** button to print the Access Claimant's Electronic Folder activation code.' A 'Print Activation Code' button is centered below the message.

Paperwork Reduction Act Statement

This information collection meets the clearance requirements of 44 U.S.C. § 3507, as amended by Section 2 of the Paperwork Reduction Act of 1995. You do not need to answer these questions unless we display a valid Office of Management and Budget control number. We estimate that it will take about 3 minutes to read the instructions, gather the facts, and answer the questions. You may send comments on our estimate of the time needed to complete the form to:

SSA, 6401 Security Blvd, Baltimore, MD 21235-0001.

Privacy Act Statement

Collection and Use of Personal Information

Sections 205(a) and 1106 of the Social Security Act, as amended, authorize us to collect this information to allow you access to our online applications. We will use the information you provide to verify your identity and to register you, your company, or authorized employee(s) to use our Business Services Online (BSO) suite of services. The Privacy Act (5 U.S.C. § 552a(b)) permits us to disclose the information you provide in accordance with approved routine uses. Providing us this information is voluntary. However, failing to provide us with all or part of the information could prevent us from offering you access to our BSO suite of services. Additional information regarding your use our online applications, routine uses of information, programs, and systems are available on our Internet website, www.socialsecurity.gov, or at your local Social Security office.