

MODE Survey Builder



Search the catalog

- Type
- What you're measuring

- Customers
- Employees
- Markets
- Residents
- Students

[See more](#)

- Department
 - Customer experience
 - Education

Create a project

From scratch

- Survey
- Dashboards
- Website & App Insights
- Imported Data
- Imported Audio and Video

Custom solutions and templates

MODE Survey Builder
Create a custom survey with built-in MODE survey questions.

MODE Survey Builder

MODE Survey Builder

Instructions: Please fill out the following information to build your survey. For more guidance on how to fill out each field and what the information will be used for, please see the MODE Survey Builder Guide at this link: <https://app.box.com/s/z4byxnyini4zrk7aaxi6rr9odd5cfx8u>.

IMPORTANT NOTE: The initial setup questions of the MODE Survey Builder need to be completed in one sitting; if your browser is idle for more than 10 minutes during initial setup, your session will time out and your work will be lost. Once you have completed the initial setup and populated the draft survey, your work will begin to auto-save.

Please enter your name:

This will be used if ECA/MELI needs to contact you with questions about your survey or its data. This will only be part of the embedded survey data and will not appear anywhere in the survey itself.

Please enter your email:

This will be used if ECA/MELI needs to contact you with questions about your survey or its data. This will only be part of the embedded survey data and will not appear anywhere in the survey itself. Please enter a valid email in the following format example@test.com.

Who should respondents contact if they have any issues or questions? This can be an individual or a team.

This will appear in the consent language, for survey respondents to know the person or team they should reach out to with questions about this survey.

Please enter a survey contact email address:

This will appear in the consent language, for survey respondents to know the email address of the person or team they should reach out to with questions about this survey. Please enter a valid email in the following format example@test.com

Please enter your organization:

Please select the required indicators for your program:

You can refer to the approved RPM Evaluation Proposal located in SAMS-D for a list of your required indicators.

- E1.1.01: Percent of participants reporting that their program experience offered opportunities to engage with other cultures
- E1.1.04: Percent of participants with more favorable opinions of the United States Government
- E1.1.09: Percent of participants who traveled abroad for the first time because of their program
- E1.1.10: Percent of foreign participants who traveled to the United States for the first time during their program (Includes E1.1.09)
- E1.1.12: Percent of foreign participants indicating a change in understanding of third-party countries' cultures and values
- E1.1.13: Percent of foreign participants who are more likely to recommend the United States as a good place to study
- E1.1.16: Percent of virtual exchange (VE) participants who report VE as their only likely way to interact with citizens from other countries in the future
- E1.1.17: Percent of foreign participants with more favorable opinions of the American people
- E1.1.18: Percent of foreign participants indicating an increase in understanding of United States culture and values
- E1.1.19: Percent of participants agreeing with statements in support of democratic values
- E2.0.01: Percent of foreign participants that volunteer in their host communities AND
- E2.0.04: Number of hours that foreign participants spend volunteering in their host communities
- E2.2.01: Percent of participants who have more confidence in their ability to have an impact in their home country
- E3.0.02: Percent of foreign participants who report increasing their network of Americans
- E3.0.04: Percent of foreign participants who report increasing their network of third country nationals
- E3.0.07: Percent of participants who identify as a Department of State program participant
- E3.1.02: Percent of participants who learned about new resources
- E3.1.05: Percent of participants who are connected to ECA through a U.S. Department of State-managed platform
- E4.0.01: Percent of participants reporting increases in their job skills as a result of their program participation
- E4.0.03: Percent of participants reporting an increase in soft skills as a result of their program participation (Includes E4.0.01)
- E4.0.05: Percent of participants who report an increase in technical skills as a result of their program participation (Includes E4.0.01)



MODE Survey Builder

MODE Consent

MODE Consent Require

⌵ Skip to

End of Block if Decline and exit survey is Selected

The survey contains 20 questions and should take 10 minutes (average) to complete.

Please note that your participation in this survey is required. By clicking the "Consent and enter survey" button below, you are consenting to the following terms:

- Your participation in this survey is required. We do not anticipate that participating in this survey will result in any risks or direct benefit to you. However, your inputs may lead to recommendations that benefit the \$(e://Field/Program_Name)—and, thereby, future participants and members of the general public.
- The survey is set up in a way that will require you to provide an answer to each and every question in order to continue (no skipping of questions).
- The only questions that are not required are the questions collecting demographic questions (age, gender, race). These questions are optional and may be skipped.
- Data from this survey will be reported to the U.S. Department of State. Any responses you provide will only be reported in an anonymized way for both quantitative data and qualitative analysis from open-ended responses with all personal identifying information removed.
- \$(e://Field/Organization_Name) and the U.S. government will take reasonable measures to protect privacy data, personally identifiable information, and other sensitive data obtained from the survey.
- The data you provide may be reanalyzed at a later date for a follow-up study or other purpose approved by \$(e://Field/Organization_Name) or the U.S. Department of State. The data may be made available to third parties as required by law.
- You may withdraw your consent at any time by contacting \$(e://Field/Contact_Email).

If you have any questions about this survey or the \$(e://Field/Program_Name) more broadly, you can contact \$(e://Field/Contact_Name) at \$(e://Field/Contact_Email).

CONSENT TO PARTICIPATE
By clicking the button to begin the survey below, you are giving your consent to participate in this survey. If you do not wish to participate, please click the exit survey link below.

Consent and enter survey
 Decline and exit survey

Home Country | DO NOT MOVE

What is your home country?

Afghanistan

Show Discussion (3) Last Comment: 11 May 2023 2:40pm by Sam Diller

Import from library Add new question

Add Block

Intro Demographics

Home State

Display this question

if DO NOT MOVE United States of America is Selected

What is your home state?

Alabama

Import from library Add new question

Cross-Cultural Competency (Participant - All)

E1.1.09 (Part I)

Before this exchange program, had you traveled outside of your home country?

Yes
 No

E1.1.09 (Part II)

Display this question

if Before this exchange program, had you traveled outside of your home country? Yes is Selected

Why did you travel outside of your home country? Select all that apply.

Tourism
 Visit friends/family
 Participation in another U.S. Department of State exchange program (including U.S. Embassy-sponsored exchange)
 Participation in a non-U.S. Department of State exchange
 Study
 Work
 Other

E1.1.10 (Part I)

Display this question

if DO NOT MOVE United States of America is Not Selected

And Before this exchange program, had you traveled outside of your home country? Yes is Selected

Before this exchange program, had you traveled to the United States?

Yes
 No

E1.1.10 (Part II)

Display this question

if Before this exchange program, had you traveled to the United States? Yes is Selected

Why did you travel to the United States? Select all that apply.

Tourism
 Visit friends/family
 Participation in another U.S. Department of State exchange program (including U.S. Embassy-sponsored exchange)
 Participation in a non-U.S. Department of State exchange
 Study
 Work
 Other



MODE Survey Builder



Educational and Cultural Affairs
U.S. DEPARTMENT *of* STATE

Compared to before your program participation, how likely are you now to recommend the United States as a good place to study?

- Much more unlikely
- Somewhat more unlikely
- Somewhat more likely
- Much more likely



MODE Participant Dashboard

Cross-Cultural Competency

E1.1.18: Percent of **foreign participants** indicating an increase in understanding of United States culture and values 5,205
96%

E1.1.09: Percent of participants who traveled abroad for the first time because of their program 11,328
76%

Reasons for Previous Travel Outside Home Country



E1.1.10: Percent of **foreign participants** who traveled to the United States for the first time during their program 5,003
73%

Reasons for Previous Travel to United States



E1.1.17: Percent of **foreign participants** with more favorable opinions of the American people 5,287
76%

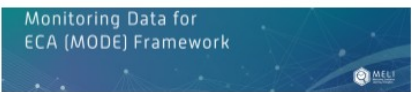
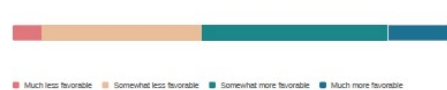
E1.1.04: Percent of participants with more favorable opinions of the United States 12,812
47%

Percent of participants with **no change** in opinions of United States Government 11,994
36%

Change in opinions of U.S. Government- Foreign participants 4,683



Change in opinions of U.S. Government- American Participants 2,585



Civic Engagement



E1.1.19: Percent of participants agreeing with statements in support of democratic values 11,080
91%

Top 4 values are below

Individuals have the right to free speech and to voice opposition

All citizens should have equal rights and protections under the law, regardless of circumstances

Voting is important because real decisions are made in elections

Free and Fair elections are the cornerstone of democracy

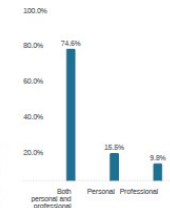
E2.2.01: Percent of participants who have more confidence in their ability to have an impact in their home country 12,321
87%



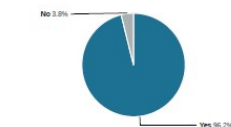
Networking

E3.0.02: Percent of **foreign participants** who report increasing their network of Americans 5,049
96%


Types of relationships with contact



Participants in touch with Americans met on program



E3.0.07: Percent of participants who identify as a Department of State program participant 11,771
90%



Sample data for illustrative presentation purposes only