




U.S. Citizenship
and Immigration
Services

PDF Intake Project Copy Fee Waiver Request for I-765


This screen covered by OMB#1615-0122. No changes.

Official Website of the Department of Homeland Security Sign Out Go to uscis.gov

 U.S. Citizenship and Immigration Services My Account ▾ Resources ▾ Sign Out


Welcome To Your USCIS Account

Select What You Want To Do




Add a case to your account

Enter your online access code (OAC) to add and manage a case in your account




File a Form

File a form, associated evidence, and payment using the online form entry process or the completed form upload process.




Enter a representative passcode

View your case status and case history by adding your case to your account




Verify your identity

Answer questions about your immigration history and verify your personal identity



Change your Address

Update your address with USCIS





Reschedule Biometrics

Search for your existing biometrics appointment to reschedule online


[Return to top](#)


[Topics](#) [Contact Us](#) [Citizenship](#) [Schedule An Appointment](#) [Find A Doctor](#) [Find A Class](#)

 U.S. Citizenship and Immigration Services



[Contact USCIS](#)

 **USCIS.gov**
An official website of the U.S. Department of Homeland Security


NTAS
NATIONAL TERRORISM ADVISORY SYSTEM
ACTIVE BULLETIN
READ MORE
Put this widget on your web page!

[About USCIS](#)
[Accessibility](#)
[Budget and Performance](#)
[DHS Components](#)

[Freedom of Information Act](#)
[No FEAR Act Data](#)
[Privacy and Legal Disclaimers](#)
[Site Map](#)

[Office of the Inspector General](#)
[The White House](#)
[USA.gov](#)





This screen is covered
by OMB# 1615-0040

File a Form

Select the form you want to file online. For some forms you will have the option to either fill out your form online or upload a completed form. Once you start, we will automatically save your information for 30 days, or from the last time you worked on the form.

Fee waiver: Fee waivers can be requested online only when submitting certain benefit requests using the PDF filing option. If your desired benefit request is not eligible for PDF filing, you must file a paper version of both the Form I-912, Request for Fee Waiver and the form for the specific benefit you are requesting. You can review the fee waiver guidance at www.uscis.gov/feewaiver.

Select the form you want to file online.

I-765, Application for Employment Authorization ▾

What is your eligibility category?

If your eligibility category is not listed in the drop down menu, you can submit a paper form by mail.



This screen is covered
by OMB# 1615-0040

Form I-765, Application for Employment Authorization

Use this form to request employment authorization and an Employment Authorization Document if your immigration status allows you to work in the United States.

Select between the following filing options.



Fill Out Form Fields Online

Select this option if you want to fill out the fields of the I-765 form online directly. This option currently does not support fee waiver.



Upload a Filled Out PDF Form

Select this option if you want to upload and submit a filled out version of the I-765 form as a pdf document. You may apply for a fee waiver with this option by uploading a fee waiver request to verify qualifications.

You can also mail a paper form by following the instructions on this [page](#).



This screen is covered
by OMB# 1615-0040

I-765, Application for Employment Authorization - PDF Intake

Certain foreign nationals who are in the United States may file Form I-765, Application for Employment Authorization, to request employment authorization and an Employment Authorization Document (EAD). Other foreign nationals whose immigration status authorizes them to work in the United States without restrictions may also use Form I-765 to apply to U.S. Citizenship and Immigration Services (USCIS) for an EAD that shows such authorization.

Foreign nationals may also apply for a Social Security number and card on Form I-765.

If you are a lawful permanent resident, a conditional permanent resident, or a nonimmigrant only authorized for employment with a specific employer under 8 CFR 274a.12(b), do not use Form I-765.

Learn more about [employment authorization](#).

✓ Before You Start Your Application

📄 Eligibility

You may apply online if your eligibility category is:

- (a)(12) - Temporary Protected Status (You are submitting an initial Form I-821 or you have an approved Form I-821);
- (c)(8) - Pending Asylum and Withholding of Removal Applicants and Applicants for Asylum under the ABC Settlement Agreement;
- (c)(9) - Certain Family and Employment Based Adjustment Applicant Under Section 245;
- (c)(11) - Parole;
- (c)(19) - Temporary Protected Status (You have a pending Form I-821);

All other applicants must submit a paper [Form I-765](#).

Please review the specific filing instructions if you are filing Form I-765 under one of the following eligibility categories:

- Temporary Protected Status (TPS) ▾
- Pending Asylum and Withholding of Removal Applicants and Applicants for Asylum under the ABC Settlement Agreement ▾
- Adjustment Applicant under Section 245 ▾
- Parole ▾

💰 Fee

We will automatically calculate the cost for you before you submit your application. For specific information about fees applicable to this form, see [Form G-1055](#). There is an additional fee for Premium Processing Service.

This screen is covered
by OMB# 1615-0040

Fee

We will automatically calculate the cost for you before you submit your application. For specific information about fees applicable to this form, see [Form G-1055](#). There is an additional fee for Premium Processing Service.

Fee waiver: If you are requesting a fee waiver you will need to upload your Form I-912 as supporting documentation. You can review the fee waiver guidance at www.uscis.gov/feewalver.

Refund Policy: USCIS does not refund fees, regardless of any action we take on your application, petition or request, or how long USCIS takes to reach a decision. By continuing this transaction, you acknowledge that you must submit fees in the exact amount and that you are paying the fees for a government service.

Please refer to the Instructions for the form(s) you are filing for additional information or you may call the USCIS Contact Center at 800-375-5283. For TTY (deaf or hard of hearing) 800-767-1833.

Documents you may need

Most applicants must upload:

- A copy of your Form I-94, Nonimmigrant Arrival-Departure Record (front and back), a printout of your electronic Form I-94 from www.cbp.gov/I94, passport, or other travel document.
- A copy of your last EAD (front and back). If you were not previously issued an EAD, you must submit a copy of a government-issued identity document (such as a passport) showing your picture, name, and date of birth; a birth certificate with photo ID; a visa issued by a foreign consulate; or a national ID document with photo and/or fingerprint. The identity document photocopy must clearly show your facial features and contain your biographical information.
- A color passport-style photograph of yourself taken recently.

We will automatically inform you which documents and additional evidence you may need to provide as you fill out your application. These recommendations for additional information will be based on the information you provide in the application, such as your personal history and circumstances.

Any document containing foreign language submitted to USCIS must be accompanied by a full English language translation that the translator has certified as complete and accurate, and by the translator's certification that he or she is competent to translate from the foreign language into English.

Biometrics services appointment

USCIS may require that you appear for an interview or provide biometrics (fingerprints, photograph, and/or signature) at any time to verify your identity, obtain additional information, and conduct background and security checks, including a check of criminal history records maintained by the Federal Bureau of Investigation (FBI), before making a decision on your application, petition, or request. After USCIS receives your application and ensures it is complete, we will inform you in writing if you need to attend a biometric services appointment. If an appointment is necessary, the notice will provide you the location of your local or designated USCIS Application Support Center (ASC) and the date and time of your appointment.



U.S. Citizenship
and Immigration
Services

This screen is covered
by OMB# 1615-0040

the date and time of your appointment.

If you are required to provide biometrics, at your appointment you must sign an oath reaffirming that:

1. You provided or authorized all information in the application;
2. You reviewed and understood all of the information contained in, and submitted with, your application; and
3. All of the declared information was complete, true, and correct at the time of filing.

If you fail to attend your biometric services appointment, USCIS may deny your application.

→ After You Submit Your Application

🕒 Track your case online

After you submit your form, you can track its status through your USCIS account. Sign into your account often to check your case status and read any important messages from USCIS.

📧 Respond to requests for information

If we need more information from you, we will send you a Request for Evidence (RFE) or Request for Information (RFI). You can respond to our request and upload your documents through your USCIS account.

✉️ Receive your decision

The decision on Form I-765 involves a determination of whether you have established eligibility for the immigration benefit you are seeking. USCIS will notify you of the decision in writing. If your application is approved, we will either mail your EAD to you or we may require you to visit your local USCIS office to pick it up. If USCIS cannot approve your application, you will receive a written notice explaining the basis of your denial.



U.S. Citizenship
and Immigration
Services

Next



This screen is covered
by OMB# 1615-0040

📄 Uploading Your Form Online

📄 Filing online

Uploading your form online is the same as mailing in a completed paper form. They both gather the same information.

👤 Complete the Getting Started section first

You should answer all questions in the Getting Started section first so we can best customize the rest of your online form experience.

☑ Provide as many responses as you can

You should provide as many responses as you can. Incomplete fields or sections and missing information can slow down processing of your case after you submit your form.

📄 We will automatically save your responses

We will automatically save your information when you select next to go to a new page or navigate to another section of the form. We will save your information for 30 days from today, or from the last time you worked on the form.

📄 How to continue filling out your form

After you start your form, you can sign in to your account to continue where you left off.

DHS Privacy Notice

AUTHORITIES: The information requested on this application, and the associated evidence, is collected under the Immigration and Nationality Act, 8 U.S.C. section 1324a, and 8 CFR 274a.13.

PURPOSE: The primary purpose for providing the requested information on this application is to determine eligibility for certain aliens who are temporarily in the United States requesting an Employment Authorization Document. DHS uses the information you provide to grant or deny the benefit you are seeking.

DISCLOSURE: The information you provide is voluntary. However, failure to provide the requested information, including your Social Security number, and any requested evidence may delay a final decision or result in a rejection or denial of your application.

ROUTINE USES: DHS may, where allowable under relevant confidentiality provisions, share the information you provide on this application and any additional requested evidence with other Federal, state, local, and foreign government agencies and authorized organizations. DHS follows approved routine uses, as described in the associated published system of records notices (DHS/USCIS-001 – Alien File, Index, and National File Tracking System; DHS/USCIS-007 – Benefit

Privacy content continued
on next page

Privacy content continued

This screen is covered
by OMB# 1615-0040

ROUTINE USES: DHS may, where allowable under relevant confidentiality provisions, share the information you provide on this application and any additional requested evidence with other Federal, state, local, and foreign government agencies and authorized organizations. DHS follows approved routine uses, as described in the associated published system of records notices (DHS/USCIS-001 – Alien File, Index, and National File Tracking System; DHS/USCIS-007 – Benefit Information System; DHS/USCIS-010 – Asylum Information and Pre-Screening; and DHS/USCIS-017 Refugee Case Processing and Security Screening Information System) and the published privacy Impact assessments (DHS/USCIS/PIA-016(a) Computer Linked Application Information Management System and Associated Systems; DHS/USCIS/PIA-027 Asylum Division; DHS/USCIS/PIA-056 USCIS Electronic Immigration System; and DHS/USCIS/PIA-068 Refugee Case Processing and Security Vetting), which you can find at www.dhs.gov/privacy. DHS may also share this information as appropriate for law enforcement purposes or in the interest of national security.

Paperwork Reduction Act

An agency may not conduct or sponsor an information collection, and a person is not required to respond to a collection of information, unless it displays a currently valid Office of Management and Budget (OMB) control number. The public reporting burden for this collection of information is estimated at 4 hours and 7 minutes per response, including the time for reviewing instructions, gathering the required documentation and information, completing the application, preparing statements, attaching necessary documentation, and submitting the application. The collection of biometrics is estimated to require 1 hour and 10 minutes. The public reporting burden for the collection of information for Form I-765WS is estimated at 30 minutes per response, including the time for reviewing instructions, gathering the required documentation and information, completing the application, preparing statements, attaching necessary documentation, and submitting the application. Send comments regarding this burden estimate or any other aspect of this collection of information, including suggestions for reducing this burden, to:

U.S. Citizenship and Immigration Services Office of Policy and Strategy,
Regulatory Coordination Division 5900 Capital Gateway Drive, Mail Stop
#2140 Camp Springs, MD 20588-0009

Do not mail your completed I-765 application to this address.

OMB No. 1615-0040
Expires: 09/30/2027

Security Reminder

If you do not work on your application for more than 30 days, we will delete your data in order to prevent storing personal information indefinitely.



U.S. Citizenship
and Immigration
Services

Back

Start application



I-765, Application for Employment Authorization

Getting Started ^

Eligibility Category

Inability to Pay/ Financial Hardship

Upload PDF ▾

Evidence ▾

Review & Submit ▾

What is your eligibility category?

⚠ You can only submit a PDF form for certain eligibility categories

If your eligibility category is not listed in the dropdown menu, you may be able to file your form using your online account and selecting "Fill Out Form Fields Online" or by submitting a paper form by mail.

Eligibility Category

(c)(9) Certain Family and Employment Based Adjustment ... ▾

⚠ If you are applying for the (c)(9) Pending Adjustment of Status category of Form I-765 that is fee exempted, do not submit your application through PDF Intake at this time. **If you file an I-765 for the (c)(9) category you will be required to pay a fee or submit a fee waiver request.** If you are fee-exempt and proceed with paying the fee and submitting your application through PDF Intake, **USCIS will not issue you a refund.**

Fee Exemptions:

The following (c)(9) categories are exempt from a filing fee for Form I-765:

- Special Immigrant Juveniles (SIJ) seeking to adjust status
- T nonimmigrants seeking to adjust status under the Immigration and Nationality Act (INA) section 245(l)
- Persons seeking adjustment of status as a Special Immigrant Iraqi or Afghan national
- Persons seeking adjustment of status as an abused spouse and children under the Cuban Adjustment Act (CAA) or the Haitian Refugee Immigration Fairness Act (HRIFA)
- U nonimmigrants seeking to adjust status under INA section 245(m)
- Persons seeking adjustment of status as a Special Immigrant Iraqi or Afghan national
- Persons seeking adjustment of status as a Violence Against Women Act (VAWA) self-petitioner (including derivatives)
- Refugees, persons paroled as refugees, or LPRs who obtained status as refugees

Next

This screen is covered by OMB# 1615-0040





U.S. Citizenship
and Immigration
Services

Case Submitted With Fee Waiver

Pre-populates to Yes

This screen is covered
by OMB# 1615-0040



U.S. Citizenship
and Immigration
Services

The screenshot shows the CIS website interface. At the top left is the CIS logo and the text "U.S. Citizenship and Immigration Services". To the right are links for "My Account", "Resources", and "Sign Out". The main content area is titled "I-765, Application for Employment Authorization". On the left is a navigation menu with "Getting Started" (expanded), "Eligibility Category", "Inability to Pay/ Financial Hardship", "Upload PDF", "Evidence", and "Review & Submit". The main form area contains the question "Are you able to pay the filing fee?" with "Yes" selected by default and "No" as an alternative option. Below the question are "Back" and "Next" buttons.

U.S. Citizenship and Immigration Services

My Account ▾ Resources ▾ | Sign Out

I-765, Application for Employment Authorization

Getting Started ^

Eligibility Category

Inability to Pay/ Financial Hardship

Upload PDF ▾

Evidence ▾

Review & Submit ▾

Are you able to pay the filing fee? Yes No

Back Next

Fee Waiver Content

This screen is covered
by OMB# 1615-0116

U.S. Citizenship and Immigration Services My Account ▾ Resources ▾ Sign Out

I-765, Application for Employment Authorization

Getting Started ▾
Eligibility Category
Inability to Pay/Financial Hardship
Upload PDF ▾
Evidence ▾
Review & Submit ▾

Are you able to pay the filing fee? Yes No

⚠ Requesting a Fee Waiver

Complete the most current version of [Form I-912, Request for Fee Waiver](#), or write and sign a letter asking for a fee waiver and provide all the necessary information and supporting evidence to establish your eligibility. You must clearly demonstrate that you are unable to pay the filing fees.

Please follow all instructions, complete all necessary sections of Form I-912, or your letter, and submit proper documentation to avoid common rejection reasons. ([See Common reasons why we reject fee waiver requests](#)).

Eligibility for a Fee Waiver

You can request a fee waiver if:

- The form you are filing is eligible for a fee waiver and you meet any applicable conditions (see our [Additional Information on Filing a Fee Waiver](#) page)
- You must provide documentation showing that you qualify based upon one of the following criteria:
 - You, your spouse, your child, your parent (if you are under 21 or disabled), or your sibling (if you and the sibling are under 21) living with you, are currently receiving a means-tested benefit.
 - Your household income is at or below 150% of the [Federal Poverty Guidelines](#) at the time you file.
 - You are currently experiencing extreme financial hardship, including hardship from unexpected medical bills or emergencies, that prevents you from paying the filing fee.

See the [USCIS Fee Waiver Policy](#) for information on what you can upload as supplemental evidence to support your fee waiver request.

Paperwork Reduction Act

USCIS may not conduct or sponsor an information collection, and you are not required to respond to a collection of information, unless it displays a currently valid Office of Management and Budget (OMB) control number. The public reporting burden for this collection of information is estimated at 1 hour per response, including the time for reviewing instructions, gathering the required documentation and information, completing the request, preparing statements, attaching necessary documentation, and submitting the request. Send comments regarding this burden estimate or any other aspect of this collection of information, including suggestions for reducing this burden, to:

U.S. Citizenship and Immigration Services, Office of Policy and Strategy, Regulatory Coordination Division, 5900 Capitol Gateway Drive, Mail Stop #2140, Camp Springs, MD 20588-0009; OMB No. 1615-0116.

Do not mail your completed Form I-912 to this address. We recommend that you print or save a copy of your completed request to review in the future and for your records.

OMB No. 1615-0116
Expires: 03/31/2027



Fee Waiver Content

This screen is covered
by OMB# 1615-0116



U.S. Citizenship
and Immigration
Services

Upload your fee waiver request

File upload requirements

- Clear and readable.
- Accepted file formats: JPG, JPEG, PDF, TIF or TIFF
- No encrypted or password-protected files.
- If your documents are in a foreign language, upload a full English translation and the translator's certification with each original document.
- Accepted file name characters: English letters, numbers, spaces, periods, hyphens, underscores, and parentheses.
- Maximum size: 12MB per file.

[Choose](#) or drop file here to upload a I-912 form

Your signature is required

Please ensure you have signed your fee waiver request. Failure to do so may result in your application being rejected.

[Back](#)

[Next](#)

Fee Waiver Content

This screen is covered
by OMB# 1615-0116

Fee Waiver c9 I-912 Pending 11/21/2024 [Delete](#)
I....pdf

Your signature is required

Please ensure you have signed your fee waiver request. Failure to do so may result in your application being rejected.

You are applying for a fee waiver

In the event your fee waiver request is denied, your form will be rejected. You may resubmit your form if it is rejected.

Please ensure you have submitted supporting documentary evidence for your fee waiver request. Failure to do so may result in your form being rejected. You may upload any supporting documentary evidence below.

Upload mandatory supporting documents for your
fee waiver request

File upload requirements


- Clear and readable.
- Accepted file formats: JPG, JPEG, PNG, PDF, TIF or TIFF
- No encrypted or password-protected files.
- If your documents are in a foreign language, upload a full English translation and the translator's certification with each original document.
- Upload no more than 5 documents at a time.
- Accepted file name characters: English letters, numbers, spaces, periods, hyphens, underscores, and parentheses.
- Maximum size: 12MB per file.

[Choose](#) or drop file here to upload



U.S. Citizenship
and Immigration
Services

This screen is covered
by OMB# 1615-0040



U.S. Citizenship and Immigration Services

My Account ▾ Resources ▾ Sign Out

I-765, Application for Employment Authorization


- Getting Started ▾
- Upload PDF** ▴
 - Upload PDF
- Evidence ▾
- Review & Submit ▾

PDF Form Upload

Upload all pages of the Form [I-765](#) in PDF file format only. Place all pages in the correct order by referring to the page numbers on the form. Include all pages when uploading, whether filled out with your information or left intentionally blank.

File upload requirements

- Clear and readable.
- Accepted file formats: PDF
- No encrypted or password-protected files.
- If your documents are in a foreign language, upload a full English translation and the translator's certification with each original document.
- Accepted file name characters: English letters, numbers, spaces, periods, hyphens, underscores, and parentheses.
- Maximum size: 12MB per file.

File name	Document	Status	Date	Action
 765_c9_good.pdf	Form I-765	Pending	10/21/2024	Delete

i Your form is currently being validated for completeness. This process may take several minutes. You may continue to the next step. You will be notified of the validation progress.


[Back](#) [Next](#)



U.S. Citizenship
and Immigration
Services

Evidence

This screen is covered
by OMB# 1615-0040



U.S. Citizenship and Immigration Services

My Account ▾ Resources ▾ Sign Out

I-765, Application for Employment Authorization

Getting Started ▾

Upload PDF ▾

Evidence ▴

- 2" x 2" Photo of you**
- Form I-94 or Passport
- Employment Authorization Document
- Form I-485
- I-797C Notice of Action
- Additional Evidence

Review & Submit ▾

2" x 2" Photo of you

Upload a recent color photograph of yourself that measures 2 inches by 2 inches, with your face measuring 1 inch to 1 3/8 inch from your chin to the top of your head. Your eyes should be between 1 1/8 inch and 1 3/8 inch from the bottom of the photo.

Make sure your whole face is visible, you are facing the camera directly, and the background is white or off-white. Your head must be bare, unless contrary to your religious beliefs.

If you need help understanding the photo requirements or want to resize, rotate, or crop your photo, you can use the Department of State's [photo composition tools](#). Please note that we cannot approve your application without your photos.

File upload requirements

- Clear and readable.
- Accepted file formats: JPG, JPEG, PNG
- No encrypted or password-protected files.
- If your documents are in a foreign language, upload a full English translation and the translator's certification with each original document.
- Accepted file name characters: English letters, numbers, spaces, periods, hyphens, underscores, and parentheses.
- Maximum size: 12MB per file.

[Choose](#) or drop file here to upload


[Back](#) [Next](#)



U.S. Citizenship
and Immigration
Services

Evidence

This screen is covered
by OMB# 1615-0040



U.S. Citizenship
and Immigration
Services

My Account ▾ Resources ▾ | Sign Out

I-765, Application for Employment Authorization

Getting Started ▾

Upload PDF ▾

Evidence ▲

- 2" x 2" Photo of you
- Form I-94 or Passport**
- Employment Authorization Document
- Form I-485
- I-797C Notice of Action
- Additional Evidence

Review & Submit ▾

Form I-94, Arrival And Departure Record Or Passport

Upload a copy of one of the following:

- Your Form I-94, Arrival-Departure Record (front and back);
- A printout of your electronic Form I-94; or
- Your passport or other travel document.

If you were admitted to the United States by CBP at an airport or seaport after April 30, 2013, CBP may have issued you an electronic Form I-94 instead of a paper Form I-94. You may visit the [CBP website](#) to obtain a paper version of an electronic Form I-94. CBP does not charge a fee for this service. Some travelers admitted to the United States at a land border, airport, or seaport, after April 30, 2013, with a passport or travel document, who were issued a paper Form I-94 by CBP, may also be able to obtain a replacement Form I-94 from the CBP website without charge.

If your Form I-94 cannot be obtained from the CBP website, it may be obtained by filing [Form I-102, Application for Replacement/Initial Nonimmigrant Arrival-Departure Record](#), with USCIS. USCIS does charge a fee for this service. For specific information about fees applicable to this form, [see Form G-1055](#).

If you do not have and cannot get a required document, you must demonstrate this and provide secondary evidence. If secondary evidence does not exist or is unavailable, you must demonstrate both the unavailability of the required document and the relevant secondary evidence and submit two or more sworn affidavits by people not named on this application who have direct knowledge of the event and circumstances.

[Learn more about Primary and Secondary evidences.](#)

File upload requirements

- Clear and readable.
- Accepted file formats: JPG, JPEG, PDF, TIF or TIFF
- No encrypted or password-protected files.
- If your documents are in a foreign language, upload a full English translation and the translator's certification with each original document.
- Upload no more than 5 documents at a time.
- Accepted file name characters: English letters, numbers, spaces, periods, hyphens, underscores, and parentheses.
- Maximum size: 12MB per file.


[Choose](#) or drop file here to upload



U.S. Citizenship
and Immigration
Services

Evidence

This screen is covered
by OMB# 1615-0040



U.S. Citizenship
and Immigration
Services

My Account ▾ Resources ▾ | Sign Out

I-765, Application for
Employment
Authorization

Getting Started ▾

Upload PDF ▾

Evidence ▲

2" x 2" Photo of you

Form I-94 or Passport

Employment Authorization Document

Form I-485

I-797C Notice of Action

Additional Evidence

Review & Submit ▾

Employment Authorization Document Or Government ID

Upload a copy of your last Employment Authorization document (EAD) (front and back). If you were not previously issued an EAD, you must upload a copy of a government-issued identity document (such as a passport) showing your picture, name, and date of birth; a birth certificate with photo ID; a visa issued by a foreign consulate; or a national ID document with photo and/or fingerprint. The identity document photocopy must clearly show your facial features and contain your biographical information.

File upload requirements

- Clear and readable.
- Accepted file formats: JPG, JPEG, PDF, TIF or TIFF
- No encrypted or password-protected files.
- If your documents are in a foreign language, upload a full English translation and the translator's certification with each original document.
- Upload no more than 5 documents at a time.
- Accepted file name characters: English letters, numbers, spaces, periods, hyphens, underscores, and parentheses.
- Maximum size: 12MB per file.

[Choose](#) or drop file here to upload


[Back](#) [Next](#)



U.S. Citizenship
and Immigration
Services

Evidence

This screen is covered
by OMB# 1615-0040



U.S. Citizenship
and Immigration
Services

My Account ▾ Resources ▾ | Sign Out

I-765, Application for Employment Authorization

Getting Started ▾

Upload PDF ▾

Evidence ▲

- 2" x 2" Photo of you
- Form I-94 or Passport
- Employment Authorization Document
- Form I-485**
- I-797C Notice of Action
- Additional Evidence

Review & Submit ▾

I-485, Application To Register Permanent Residence Or Adjust Status

Upload a copy of your I-485 receipt notice or other evidence that your Form I-485 is pending.

Note: If you're filing to adjust to T or U nonimmigrant Adjustment status, we will extend your T or U nonimmigrant status until we make a decision on your Form I-485.

File upload requirements

- Clear and readable.
- Accepted file formats: JPG, JPEG, PDF, TIF or TIFF
- No encrypted or password-protected files.
- If your documents are in a foreign language, upload a full English translation and the translator's certification with each original document.
- Upload no more than 5 documents at a time.
- Accepted file name characters: English letters, numbers, spaces, periods, hyphens, underscores, and parentheses.
- Maximum size: 12MB per file.

[Choose](#) or drop file here to upload


[Back](#) [Next](#)



U.S. Citizenship
and Immigration
Services

Evidence

This screen is covered
by OMB# 1615-0040



U.S. Citizenship
and Immigration
Services

My Account ▾ Resources ▾ Sign Out

I-765, Application for
Employment
Authorization

Getting Started ▾

Upload PDF ▾

Evidence ▲

- 2" x 2" Photo of you
- Form I-94 or Passport
- Employment Authorization Document
- Form I-485
- I-797C Notice of Action**
- Additional Evidence

Review & Submit ▾

I-797C Notice of Action

Provide a copy of your current Form I-797C notice that was issued to communicate any of the following applicable actions: receipt or rejection of an application or petition; transfer of file(s); biometric appointment, interview appointment, rescheduled interview appointment, reopening of case(s); or additional USCIS action.

1 Include a copy of your Form I-797C, Notice of Action receipt notice for your previously accepted Form I-485 application

File upload requirements

- Clear and readable.
- Accepted file formats: JPG, JPEG, PDF, TIF or TIFF
- No encrypted or password-protected files.
- If your documents are in a foreign language, upload a full English translation and the translator's certification with each original document.
- Upload no more than 5 documents at a time.
- Accepted file name characters: English letters, numbers, spaces, periods, hyphens, underscores, and parentheses.
- Maximum size: 12MB per file.

[Choose](#) or drop file here to upload

[Back](#) [Next](#)



U.S. Citizenship
and Immigration
Services

Evidence

This screen is covered
by OMB# 1615-0040



U.S. Citizenship
and Immigration
Services

My Account ▼

Resources ▼

Sign Out

I-765, Application for
Employment
Authorization

Getting Started ▼

Upload PDF ▼

Evidence ▲

2" x 2" Photo of you

Form I-94 or Passport

Employment Authorization Document

Form I-485

I-797C Notice of Action

Additional Evidence

Review & Submit ▼

Additional Evidence

If you have any other documents to support your application, please upload them here.

File upload requirements

- Clear and readable.
- Accepted file formats: JPG, JPEG, PDF, TIF or TIFF
- No encrypted or password-protected files.
- If your documents are in a foreign language, upload a full English translation and the translator's certification with each original document.
- Upload no more than 5 documents at a time.
- Accepted file name characters: English letters, numbers, spaces, periods, hyphens, underscores, and parentheses.
- Maximum size: 12MB per file.

[Choose](#) or drop file here to upload



U.S. Citizenship
and Immigration
Services

This screen is covered
by OMB# 1615-0040

I-765, Application for Employment Authorization

Getting Started ▼

Upload PDF ▼

Evidence ▼

Review & Submit ▲

Review your Application

Your Application Summary

Check your application before you submit

We will review your application to check for accuracy and completeness before you submit it.

We encourage you to provide as many responses as you can throughout the application, to the best of your knowledge. Missing information can slow down the review process after you submit your application.

You can return to this page to review your application as many times as you want before you submit it.

Alerts and warnings

A green alert means you have completed all required fields and response

✔ We found no alerts or warnings in your application

⚠ You have applied for a fee waiver

Your fee waiver request is currently being evaluated. In the event your fee waiver request is denied, your form will be rejected. You may resubmit your form if it is rejected.

Please ensure you have submitted supporting documentary evidence for your fee waiver request. Failure to do so may result in your form being rejected.

Refund Policy: USCIS does not refund fees, regardless of any action we take on your application, petition or request, or how long USCIS takes to reach a decision. By continuing this transaction, you acknowledge that you must submit fees in the exact amount and that you are paying the fees for a government service.



U.S. Citizenship
and Immigration
Services

Back

Next

This screen is covered
by OMB# 1615-0040

U.S. Citizenship and Immigration Services

My Account Resources Sign Out

I-765, Application for Employment Authorization

Getting Started
Upload PDF
Evidence
Review & Submit

Review your Application
Your Application Summary
Your Signature

Review the I-765 form information

Here is a summary of all the information you provided in your application.

Make sure you have provided responses for everything that applies to you before you submit your application. You can edit your responses by going to each application section using the site navigation.

[Print](#)

Getting Started

Basis of eligibility

What is your eligibility category? I-765 - Parole

Fee Waiver

Are you applying for a fee waiver Yes

Form I-912

Fee Declaration

File Name [I-912-DEMO-Form.pdf](#)

Document Type Fee Declaration

PDF

Form I-765

Form I-765

File Name [i-765 new - c9pdf](#)

Document Type I-765

Evidence

Other

File Name [i-912.pdf](#)

Document Type Other


[Back](#) [Next](#)



U.S. Citizenship
and Immigration
Services

This screen is covered
by OMB# 1615-0040

An official website of the United States government [Here's how you know](#)

 My Account My Account ▾ Resources ▾ Sign Out

I-765, Application for Employment Authorization
PDF Intake


Getting Started ▾
Upload PDF ▾
Evidence ▾

Review & Submit ▾
Review your application
Your application summary
Your signature
Pay & Submit

Home > PDF Intake > I-765

Applicant's Declaration and Certification

You must read and agree to the certification below. If you knowingly and willfully falsify or conceal a material fact or submit a false document with your application, we can deny your application and may deny any other immigration benefit. You may also face criminal prosecution and penalties provided by the law.



Copies of any documents I have submitted are exact photocopies of unaltered, original documents, and I understand that USCIS may require that I submit original documents to USCIS at a later date. Furthermore, I authorize the release of any information from any and all of my records that USCIS may need to determine my eligibility for the immigration benefit that I seek.

I furthermore authorize release of information contained in this application, in supporting documents, and in my USCIS records, to other entities and persons where necessary for the administration and enforcement of U.S. immigration law.

I understand that USCIS may require me to appear for an appointment to take my biometrics (fingerprints, photograph, and/or signature) and, at that time, if I am required to provide biometrics, I will be required to sign an oath reaffirming that:

1. I reviewed and understood all of the information contained in, and submitted with, my application; and
2. All of this information was complete, true, and correct at the time of filing.

I certify, under penalty of perjury, that all of the information in my application and any document submitted with it were provided or authorized by me, that I reviewed and understand all of the information contained in, and submitted with, my application and that all of this information is complete, true, and correct.

I have read and agree to the applicant's statement

Your signature

We have detected a signature on your uploaded form and this will be used as your signed agreement to this Declaration and Certification.

We may deny your application if you do not completely fill out this application or fail to submit required documents. We will record the date of your agreement with your uploaded form.


[Back](#) [Next](#)



U.S. Citizenship
and Immigration
Services

This screen is covered
by OMB# 1615-0040

An official website of the United States government [Here's how you know](#)

 My Account My Account ▾ Resources ▾ Sign Out

I-765, Application for Employment Authorization
PDF Intake
Getting Started ▾
Upload PDF ▾
Evidence ▾
Review & Submit **▾**
Review your application
Your application summary
Your signature
Pay & Submit

Home > PDF Intake > I-765

Applicant's Declaration and Certification

You must read and agree to the certification below. If you knowingly and willfully falsify or conceal a material fact or submit a false document with your application, we can deny your application and may deny any other immigration benefit. You may also face criminal prosecution and penalties provided by the law.



Copies of any documents I have submitted are exact photocopies of unaltered, original documents, and I understand that USCIS may require that I submit original documents to USCIS at a later date. Furthermore, I authorize the release of any information from any and all of my records that USCIS may need to determine my eligibility for the immigration benefit that I seek.

I furthermore authorize release of information contained in this application, in supporting documents, and in my USCIS records, to other entities and persons where necessary for the administration and enforcement of U.S. immigration law.

I understand that USCIS may require me to appear for an appointment to take my biometrics (fingerprints, photograph, and/or signature) and, at that time, if I am required to provide biometrics, I will be required to sign an oath reaffirming that:

1. I reviewed and understood all of the information contained in, and submitted with, my application; and
2. All of this information was complete, true, and correct at the time of filing.

I certify, under penalty of perjury, that all of the information in my application and any document submitted with it were provided or authorized by me, that I reviewed and understand all of the information contained in, and submitted with, my application and that all of this information is complete, true, and correct.

I have read and agree to the applicant's statement

Your signature

We did not detect a signature on your form and you must provide your digital signature below by typing your full legal name. We will affix your digital signature and the date of your signature on your uploaded form.

We may deny your application if you do not completely fill out this application or fail to submit required documents.

Your signature

[Back](#) [Next](#)



U.S. Citizenship
and Immigration
Services

This screen is covered
by OMB# 1615-0040



U.S. Citizenship
and Immigration
Services



U.S. Citizenship
and Immigration
Services

[My Account](#) ▼

[Resources](#) ▼

[Sign Out](#)

You successfully submitted your I-765 PDF Form

The acceptance of your case may take up to 30 days.

We will contact you if we have any questions or need additional information. You can track the status of your application through your USCIS online account.

[Go to my cases](#)



This screen is covered
by OMB# 1615-0040



Lynn Smith

[View profile](#)

Your Cases

Form I-765, Application for Employment Authorization

Submitted on March 20, 2024

[View PDF](#) ▾

Case Status

Case History

Documents

June 24, 2024

Your form is still being processed

On March 20, 2024, we received your Form I-765, Application for Employment Authorization.

Your form is being processed. If it is accepted you will receive a receipt notice for your case. If your form is rejected you will be notified and you may choose to submit again at a another time.

Current as of today at 11:30 a.m.