

# 2025 Merit-Based Incentive Payment System (MIPS) Program: Self-Nomination User Guide for Qualified Clinical Data Registries (QCDRs) and Qualified Registries

August 2024



# Quality Payment PROGRAM

## Table of Contents

Introduction .....	3
Purpose.....	3
Background.....	3
Accessing the Quality Payment Program Website .....	6
Sign Up for a Quality Payment Program Account.....	6
Self-Nomination Form Tips .....	16
Creating a Self-Nomination Form (prospective QCDRs/Qualified Registries) .....	17
Creating a Self-Nomination Form (existing QCDRs/Qualified Registries not in good standing) .....	20
Populating the 2025 Self-Nomination Form .....	22
Populating the 2025 Simplified Self-Nomination Form .....	24
Intermediary Contact Info.....	24
Intermediary Details .....	29
Qualified Posting Details.....	33
Attestations .....	38
Improvement Activities.....	42
Promoting Interoperability .....	44
MIPS Clinical Quality Measures.....	46
MIPS electronic Clinical Quality Measures .....	48
MIPS Value Pathways (MVPs) .....	50
Data Validation.....	51
Populating Data Validation.....	54
Benchmarking Capabilities(QCDR ONLY).....	57
QCDR Measures (QCDR ONLY).....	58
Populating QCDR Measures.....	59
Pre-populated Existing QCDR Measures .....	60
Self-Nominate QCDR Measures.....	61
Owned QCDR Measures .....	62
Co-Owned by 2 or more QCDRs .....	63
Borrowed QCDR Measures .....	64
Measure Specification Fields .....	67



# Quality Payment PROGRAM

Measure Info Section:.....	67
Analytics Section: .....	73
Testing Section: .....	77
Supporting Documentation Section: .....	84
QCDR Measure Permission Checklist .....	89
Submission of the Self-Nomination Form .....	89
Modifying a Self-Nomination Form.....	91
Withdrawing a Self-Nomination Form .....	91
Comments.....	92
How to View/Add Comment .....	92
Resources .....	94
Help with Self-Nomination.....	94
Help with QCDR Measure Development.....	94
Version History Table.....	95

## Introduction

### Purpose

The 2025 Self-Nomination User Guide provides Qualified Clinical Data Registries (QCDRs) and Qualified Registries with guidance on how to self-nominate for the 2025 performance period of the Merit-based Incentive Payment System (MIPS) program. The intent of the guide is to provide intermediaries with step-by-step instructions on the information needed to populate and submit a completed Self-Nomination form for consideration by the Centers for Medicare & Medicaid Services (CMS).

### Background

The Self-Nomination form is available through the CMS Quality Payment Program (QPP) Self-Nomination website and should be accessed, completed, and submitted by intermediaries seeking to participate in the 2025 MIPS performance period as a QCDR and/or Qualified Registry.

The **QCDR** and **Qualified Registry** Self-Nomination form contains the following tabs (please note, you're required to populate **all** required fields marked with an asterisk [\*] and tabs prior to submitting your Self-Nomination form for CMS review):

- **Intermediary Contact Info tab** – Intermediaries are required to enter their staff access and contact information.
- **Intermediary Details tab** – Intermediaries are required to enter their current and previous MIPS program participation details.
- **Qualified Posting Details tab** – A qualified posting is developed for the approved QCDRs/Qualified Registries and is required to include:
  - Cost information;
  - Services included in cost;
  - Last date to accept new clients;
  - Reporting information/options supported;
  - Data collection methods; and
  - Performance categories supported.

The Qualified Posting is posted on the [CMS QPP Resource Library](#).

- **Attestations tab** – Intermediaries are required to attest that they understand and are able to meet the participation requirements for the 2025 MIPS performance period.
- **Improvement Activities tab** – Intermediaries are required to select and support the improvement activities supported for the 2025 MIPS performance period. For more information, please see the [MIPS Improvement Activities Requirements](#).

# Quality Payment PROGRAM

- **Promoting Interoperability tab** – Intermediaries are required to select and support the Promoting Interoperability objectives and measures for the 2025 MIPS performance period. For the Promoting Interoperability performance category, if the MIPS eligible clinician, group, virtual group, or subgroup<sup>1</sup> is using certified electronic health record technology (CEHRT), the third party intermediary may be excepted from this requirement if ALL its MIPS eligible clinicians, groups, virtual groups, or subgroups fall under the reweighting policies. Health Information Technology (IT) vendors are required to submit data for at least one category. For more information, please see the [MIPS Promoting Interoperability Requirements](#).
- **MIPS Clinical Quality Measures (CQMs) tab** – Intermediaries are required to select and support the reporting of quality measures. The MIPS CQM is a collection type available to intermediaries to support for the 2025 MIPS performance period. For [traditional MIPS](#), QCDRs and Qualified Registries **must** support at least 6 quality measures, with at least 1 outcome measure. If an outcome measure isn't available, at least 1 other high-priority measure should be used. For MVPs, QCDRs and Qualified Registries **must** support all the MIPS quality measures (that require data submission) available in the MVP they intend to support. Not all MIPS quality measure collection types within the MVP must be supported. Some MIPS CQMs are also available as MIPS electronic Clinical Quality Measures (eCQMs) and must be programmed and implemented as specified in the technical measure specifications. Accountable Care Organizations (ACOs) participating in the Medicare Shared Savings Program (Shared Savings Program) may report the 3 Medicare CQMs or a combination of eCQMs/MIPS CQMs/Medicare CQMs, to meet the Shared Savings Program quality reporting requirement at [§ 425.510\(b\)](#) and the quality performance standard at [§ 425.512\(a\)\(5\)](#). ACO Medicare CQMs are Quality Measures 001SSP, 134SSP, and 236SSP. **Changes to the measure specifications or implementation workflows by intermediaries aren't permitted.**
- **MIPS electronic Clinical Quality Measures (eCQMs) tab** – Intermediaries may specify the eCQMs supported for the 2025 MIPS performance period. Some MIPS eCQMs are also available as MIPS CQMs and should be programmed and implemented as specified in the technical measure specifications. **Changes to the measure specifications or implementation workflows by intermediaries aren't permitted.**
- **MIPS Value Pathways (MVPs) tab** – Intermediaries may specify the MVPs and MIPS quality measures and/or QCDR measures within the selected MVPs they'll support for the 2025 MIPS performance period. The list of MVPs reflects what was finalized in the [Calendar Year \(CY\) 2024 Medicare Physician Fee Schedule \(PFS\) Final Rule](#). MVP availability is subject to change, based upon what is finalized for inclusion and removal in the CY 2025 Medicare PFS Final Rule. Intermediaries will be given the opportunity to update the specified MVPs during the Qualified Posting review process after the CY 2025 Medicare PFS Final Rule has been published. In addition, voluntary and opt-in participants, as well as virtual groups, are currently excluded from MVP reporting. If an MVP is intended for reporting by multiple specialties, a QCDR or a Qualified Registry

---

<sup>1</sup> Subgroup reporting isn't available through traditional MIPS

# Quality Payment PROGRAM

is required to report those measures pertinent to the specialty of its MIPS eligible clinicians.

- **Data Validation tab** – Intermediaries are required to specify the methodology that they'll use to validate the data submitted for the 2025 MIPS performance period.

Please refer to the 2025 QCDR Fact Sheet (PDF, 3MB) located in the [QPP Resource Library](#) for additional information on the QCDR participation requirements. The 2025 QCDR Fact Sheet is included in the 2025 Self-Nomination Toolkit.

Please refer to the 2025 Qualified Registry Fact Sheet (PDF, 3.4MB) located in the [QPP Resource Library](#) for additional information on the Qualified Registry participation requirements. The 2025 Qualified Registry Fact Sheet is included in the [2025 Self-Nomination Toolkit](#).

The **QCDR** Self-Nomination form contains the following additional tabs (you're required to populate all required fields marked with an asterisk [\*] and tabs prior to submitting your Self-Nomination form for CMS review):

- **Benchmarking Capabilities tab** (required) – Allows QCDRs to upload their benchmarking methodology. CMS won't use a QCDR's benchmarking data to establish a MIPS benchmark.
- **QCDR Measures tab** (optional) – Allows QCDRs to provide QCDR measures and/or supplemental QCDR measure documentation for consideration for the 2025 MIPS performance period. To use the QCDR Measures tab, your intermediary must choose 'Yes' under the "Do you plan to submit QCDR Measures?" question on the **Intermediary Details** tab to submit your QCDR measures. QCDRs who plan to submit QCDR measures for CMS consideration must complete this tab.

To be considered for the 2025 MIPS performance period, QCDRs and/or Qualified Registries will be required to submit their complete Self-Nomination form, inclusive of QCDR measures (QCDRs only), by **8 p.m. ET on September 3, 2024**. Intermediaries who intend to participate in MIPS as a QCDR and/or Qualified Registry **must complete and submit a Self-Nomination form for each intermediary type** for the 2025 MIPS performance period. CMS will only approve the organization for the intermediary type identified within the Self-Nomination form. Applicants won't be able to update or submit their Self-Nomination after the deadline. CMS won't review late submissions.

Failure to meet participation requirements and/or falsifying any information provided during Self-Nomination may result in remedial action being taken against the QCDR and/or Qualified Registry or termination as a QCDR and/or Qualified Registry in the current and future MIPS program years.

CMS will post 2 Qualified Postings for the 2025 MIPS performance period (one for approved QCDRs and a second for approved Qualified Registries). MIPS eligible clinicians, groups, virtual groups, subgroups, or Alternative Payment Model (APM) Entities, including Shared Savings



# Quality Payment PROGRAM

Program ACOs, inclusive of voluntary and opt-in participants or MVP participants, may use the Qualified Postings to select a CMS-approved QCDR or Qualified Registry as their method of data submission for MIPS reporting.

Additional resources regarding the 2025 MIPS performance period are on the [QPP website](#).

## Accessing the Quality Payment Program Website

### Sign Up for a Quality Payment Program Account

If you don't have a user account, you must create a user account.

1. Review the [QPP Access User Guide \(ZIP, 4.2MB\)](#) that contains these files:
  - a. QPP Access at-a-Glance - Gives an overview of what you need to do to sign in to the [QPP website](#) and how you'll manage access to organizations to self-nominate.
  - b. Register for a [Health Care Quality Information Systems \(HCQIS\) Access Roles and Profile \(HARP\) Account](#) - Gives step-by-step instructions with screenshots for new users (those who have never signed in to the [QPP website](#)) to create an account.
  - c. Connect to an Organization - Gives step-by-step instructions with screenshots for any user to request authorization for an organization. Follow these steps if you need to self-nominate for an organization that's currently submitting data on the QPP website. This includes organizations that qualify for the simplified Self-Nomination form. You may need to connect to the organizations that you need to self-nominate.
  - d. Security Officials: **Manage Access** - Gives step-by-step instructions with screenshots for a small group of users (those with a Security Official role) to approve requests to access their organization. Follow these steps if you need to self-nominate for an organization that's currently submitting data on the QPP website. This includes organizations that qualify for the simplified Self-Nomination form. You may need to request the Security Official role for the organizations that you need to self-nominate.
2. Navigate to the [QPP website](#).
3. Click on **Register**.

# Quality Payment PROGRAM

[Home](#) /

## QPP Account

Sign in [Register](#)

### Register for QPP

The Quality Payment Program uses the HCOIS Access Roles and Profile (HARP) system for credential management. [Learn more about the QPP Access User Guide.](#)



### What Happens Next?

You will be redirected to HARP to register. This process could take 5-15 minutes depending on how quickly your data is verified. HARP uses a third party service provided by Experian to verify your identity. This may require your social security number. [Learn more about the HARP identity proof process](#)

[Register with HARP >](#)





# Quality Payment PROGRAM

4. Click on 'Register with HARP' to create your account. This process could take 5-15 minutes depending on how quickly your data is verified. HARP uses a third-party service provided by Experian to verify your identity. This may require your Social Security number. Please select the 'Security Official' role.
5. If you're self-nominating for a new intermediary that isn't currently active on the QPP website, then you're done.
6. If you're self-nominating for an existing intermediary that's active on the QPP website, then you'll need to connect to that organization and request the "Security Official" role.



# Quality Payment PROGRAM

## Create an Account

HCQIS Access Roles and Profile

- 1 Profile Information
- 2 Account Information
- 3 Remote Proofing
- 4 Confirmation

### Profile Information

Enter your profile information for identity proofing. HARP uses Experian to help verify your identity. Already called Experian? [Enter Reference Number](#)

Want to retry a previously failed registration attempt? [Retry Remote Proofing](#)

All fields marked with an asterisk (\*) are required.

Legal First Name \*

Legal Last Name \*

Middle Name

Date of Birth \*

mm/dd/yyyy



Email Address \*

Confirm Email Address \*

Personal Phone Number

( ) - -

Is your address in the United States? \*

Yes

No

Home Address Line 1 \*

Home Address Line 2

City \*

State \*

ZIP Code \*

ZIP Code Extension

Social Security Number \*

Don't want to enter your SSN?  
[Initiate Manual Proofing](#)

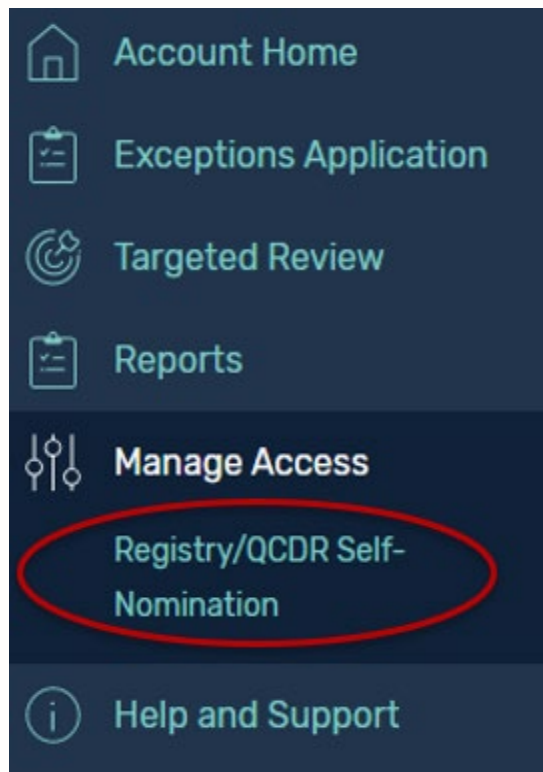
By registering for HARP, you agree to the [Terms & Conditions](#)

Next →



# Quality Payment PROGRAM

- Once you've created an account and logged in, you'll land on the **Manage Access** page in the QPP website and will see the 'Registry/QCDR Self-Nomination' link to access the Self-Nomination form for QCDRs/Qualified Registries. You'll see the organizations that you're connected to listed on the **Manage Access** page. If you aren't seeing an existing intermediary that's active on the QPP website that you need to self-nominate, then you'll need to click on 'CONNECT TO ORGANIZATION and connect to that organization and request the 'Security Official' role.



- Log in to the [QPP website](#).
- Select 'Sign in'.
- Enter your User Identifier (ID) and Password, check the "Yes, I agree" box, and click the 'Sign in' button.

# Quality Payment PROGRAM

Quality Payment PROGRAM

About  
The Quality Payment Program

MIPS  
Merit-based Incentive Payment System

APMs  
Alternative Payment Models

Resources  
Help, Support and Resources

Sign In  
Manage Account and Register

[Give feedback about the Search experience](#)

[Home](#) /

## QPP Account

### Sign in to QPP

User ID

Password [Show password](#)

[Forgot user ID or password](#)

If you are a representative of a Shared Savings Program ACO and can access the ACO Management System (ACO-MS), then you can sign in to QPP using the same User ID and Password.

[Sign in >](#)

OR

[Register for QPP](#)



## Agree to This Statement of Truth to Sign In

I certify to the best of my knowledge that all of the information that will be submitted will be true, accurate, and complete. If I become aware that any submitted information is not true, accurate, and complete, I will correct such information promptly. I understand that the knowing omission, misrepresentation, or falsification of any submitted information may be punished by criminal, civil, or administrative penalties, including fines, civil damages, and/or imprisonment.

Privacy and security statement:

This warning banner provides privacy and security notices consistent with applicable federal laws, directives, and other federal guidance for accessing this Government system, which includes (1) this computer network, (2) all computers connected to this network, and (3) all devices and storage media attached to this network or to a computer on this network.

Cancel

Yes, I agree



## Two-Factor Authentication

Select a device to verify your account.

SMS: +1 XXX-XXX-9820 ▼ Send Code >

ENTER CODE

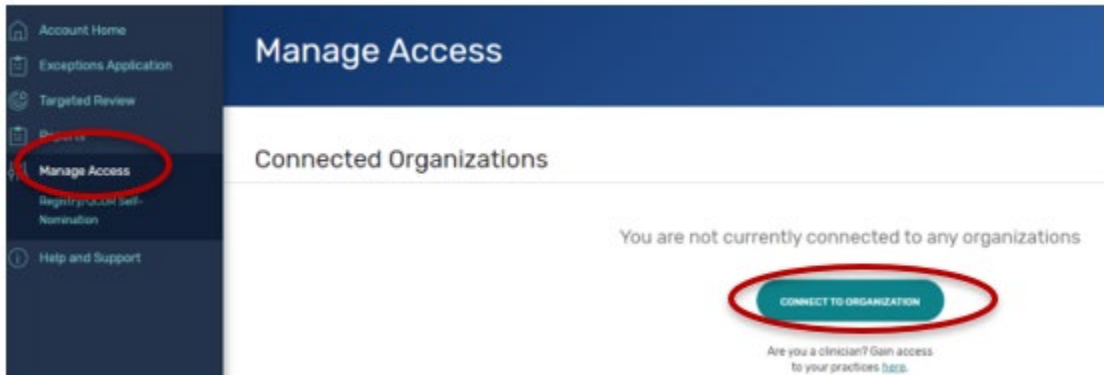
ex. 123456 Verify >

[Change Verification Settings](#) 

You must have the 'Security Official' role assigned to access, complete, and submit the Self-Nomination form for your organization(s). If you don't have the 'Security Official' role, please submit a request to your organization's 'Security Official' via the QPP website. If you're the 'Security Official' for your organization, you may add this role to the appropriate staff via the QPP website. Users can request access as a 'Security Official' on the **Manage Access** page by clicking the 'CONNECT TO ORGANIZATION' link. You'll be able to identify the QCDRs/Qualified Registries where the 'Security Official' role has been approved as they're listed on the **Manage Access** page. The list of organizations that you can self-nominate will match the list of organizations displayed on the **Manage Access** page under the Registry option (QCDR/Qualified Registry intermediaries). If you know the organization that you need to self-nominate is active on the QPP website and it's missing from this list, then you need to follow the steps above to 'CONNECT TO ORGANIZATION' in the 'Security Official' role.

**Sharing HARP account credentials with other users isn't permitted and is considered a security violation. Each individual user must have their own HARP account to log in to the [QPP website](#). Unauthorized or improper use of this system is prohibited and may result in disciplinary action and/or civil and criminal penalties.**

# Quality Payment PROGRAM



Account Home

Exceptions Application

Targeted Review

Registration

**Manage Access**

Registration Self-Nomination

Help and Support

## Manage Access

### Connected Organizations

You are not currently connected to any organizations

**CONNECT TO ORGANIZATION**

Are you a clinician? Gain access to your practices here.

## Connect to Organization

Step 1 of 3

### Select Organization Type

**Practice**

A representative of a single TIN can request a practice role. The first Security Official will need to provide the PTAN and NPI of a single clinician that is part of that practice.

**Individual Clinician**

A clinician (not a representative or third party) with NPI, SSN and PTAN information for one participating practice (TIN) can request an individual clinician role. With this role, clinicians can review their performance feedback for all their associated practices, virtual groups and APM entities that participated in MIPS. Clinicians cannot manage additional users or view data for any other clinicians.

**Alternative Payment Model (APM) Entity**

A representative of entities participating in Shared Savings Program, Next Generation, CPC+, CEC, OCM, Maryland Total Cost of Care, BPCI Advanced, Vermont All-payer, and Independence at Home Demonstration can request an APM entity role. The first Security Official may need to provide different data based on model.

**Registry**

A representative of a CMS-approved registry can request a registry role. The first Security Official will need to provide the Vendor ID for the registry.

**Virtual Group**

A representative of a CMS-approved virtual group can request a virtual group role. The first Security Official will need to provide the TINs of 2 participating practices.

CONTINUE





# Quality Payment PROGRAM

[Account Home](#) / [Manage Access](#) /

## Connect to Organization

Step 2 of 3

### Find a Registry

Search for a registry using the registry TIN, the registry's name, or the Vendor ID (e.g. 000456789, ACME registry, or 1234567)

[BACK](#) [CONTINUE](#)

## Self-Nomination Form Tips

Please consider the following tips as you prepare to self-nominate:

- **Please contact the MIPS QCDR/Registry Support Team (Practice Improvement and Measures Management Support [PIMMS] Team) at [QCDRVendorSupport@gdit.com](mailto:QCDRVendorSupport@gdit.com) or [RegistryVendorSupport@gdit.com](mailto:RegistryVendorSupport@gdit.com), if you can't find your simplified Self-Nomination form (instead of creating and submitting a new Self-Nomination form for your organization).**
- QCDRs and Qualified Registries must enter and maintain a Health Insurance Portability and Accountability Act (HIPAA)-compliant Business Associate Agreement (BAA) with its participating MIPS eligible clinicians, groups, virtual groups, subgroups, or APM Entities, including Shared Savings Program ACOs, inclusive of voluntary and opt-in participants, that provides for receipt of patient-specific data. The BAA must account for the disclosure of quality measure results, numerator and denominator data, and/or patient-specific data on Medicare and non-Medicare patients on behalf of MIPS eligible clinicians, groups, virtual groups, subgroups, or APM Entities, including Shared Savings Program ACOs, inclusive of voluntary, opt-in participants, and MVP participants.
- All QCDRs and Qualified Registries must complete and submit their Self-Nomination form via the [QPP website](#). No other Self-Nomination form submission methods will be accepted.



# Quality Payment PROGRAM

- Prepare the information needed to complete the Self-Nomination form and data validation in advance of the attempt to self-nominate via the [QPP website](#). The system will log you out after 30 minutes of inactivity.
- A third party intermediary's principal place of business and retention of associated CMS data must be within the U.S. CMS policy prohibits non-U.S. citizens from accessing CMS IT systems.
- The time required to complete this information collection is estimated to average 2.5 hours per Self-Nomination form, including the time to review instructions, search existing data resources, gather the data needed, and complete and review the Self-Nomination form.
- All fields marked with a red asterisk (\*) are required.
- You won't be able to successfully submit a Self-Nomination unless all the required fields of all tabs have been filled out. However, once submitted, you may go back and edit your submission **until 8 p.m. ET on September 3, 2024. Don't click 'SUBMIT FOR REVIEW' until all the required fields of all tabs have been completed.**
- Comment functionality is available in the Self-Nomination tool. It may be used for specifying any updates or informing CMS about any changes that have been applied to the Self-Nomination or QCDR measures. Refer to the '[Comments](#)' section of this user guide for additional information.
- Please ensure that a member of your organization has a QPP account with the appropriate associated role **at all times and that appropriate coverage is in place if the lead Self-Nomination contact person is out of the office.**
- If an error message is generated while in the QPP Self-Nomination website, you should try refreshing the page and/or clearing your cache.
- If you have questions about the 2024 Self-Nomination form, please contact the QPP Service Center by email at [QPP@cms.hhs.gov](mailto:QPP@cms.hhs.gov), by creating a [QPP Service Center ticket](#), or by phone at 1-866-288-8292 (Monday through Friday from 8 a.m. to 8 p.m. ET). People who are deaf or hard of hearing can dial 711 to be connected to a Telecommunications Relay Services (TRS) Communications Assistant.

## Creating a Self-Nomination Form (prospective QCDRs/Qualified Registries)

1. Click 'Registry/QCDR Self-Nomination' under **Manage Access**.
2. Click 'Add New Intermediary'.



# Quality Payment PROGRAM

## Self Nomination

Performance Year (PY) 2024



### Current Activity Period: 2025 Self-Nomination

Self-Nomination for 2025 is currently under way. Please submit your nomination for review by **September 3, 2024 8 p.m. Eastern Time (ET)**. There are **eleventy days** left.

YOUR INTERMEDIARIES (500) | [INTERMEDIARY NOT LISTED?](#) + [ADD NEW INTERMEDIARY](#) | PERFORMANCE YEAR: 2025 | [VIEW WORKFLOW](#)

3. Enter your intermediary name (to be displayed on the Qualified Posting) and indicate your QCDR's or Qualified Registry's intermediary type. Please ensure you've selected the correct intermediary type, as this may affect your application. If you would like to self-nominate to become both a QCDR and Qualified Registry, you must complete an application for each intermediary type.
4. Click 'Save & Continue'.

## Create New Intermediary

**Intermediary Name\*** ?

To be displayed on Qualified Posting


**Type\*** ?

Qualified Registry

Qualified Clinical Data Registry (QCDR)

CANCEL    SAVE    **SAVE & CONTINUE**

5. Add 'Watchers' to monitor the status of your Self-Nomination form. This feature allows intermediaries to create a list of users who should receive email notifications when comments and/or status changes are provided. Make sure the 'watcher(s)' you provide are kept current to prevent delays with your Self-Nomination.



## Manage Watchers 🔍 Stop watching

Provide the list of users who should receive email notification when comments are added.

### Intermediary Watchers (1) ?

Stephen Scott ×

Hit enter/comma after each entry to add multiple

**SAVE**

## Creating a Self-Nomination Form (existing QCDRs/Qualified Registries not in good standing)

Find your intermediary name in the list on the Intermediary landing page with the Self-Nomination Form 'Partially Renewed' status.

# Quality Payment PROGRAM

If you aren't seeing an intermediary that you know is active on the QPP website, please refer to the Intermediary **Not Listed** link for instructions on how to connect to that organization via the **Manage Access** page.

1. Click on the 'INTERMEDIARY NOT LISTED' button.

The screenshot displays the 'Self Nomination' interface. At the top, it shows 'Performance Year (PY) 2024'. A horizontal timeline with three milestones is visible: 'Jul 01, 2024 2025 Self-Nomination Period Opens' (marked with a checkmark), 'Sep 03, 2024 2025 Self-Nomination Period Closes', and 'Jan 01, 2025 2025 Approved Intermediary List Published'. Below the timeline, a yellow banner states 'Current Activity Period: 2025 Self-Nomination' and provides a deadline: 'Self-Nomination for 2025 is currently under way. Please submit your nomination for review by September 3, 2024 8 p.m. Eastern Time (ET). There are **eleventy** days left.' The bottom navigation bar includes 'YOUR INTERMEDIARIES (500)', a red circle around the 'INTERMEDIARY NOT LISTED? +' link, 'ADD NEW INTERMEDIARY', 'PERFORMANCE YEAR' with a '2025' dropdown, and 'VIEW WORKFLOW' with a dropdown arrow.

# Quality Payment PROGRAM

2. Follow the directions provided in the “Intermediary Not Listed?” pop-up window.

## Intermediary Not Listed?

On the Landing page you should see existing Intermediaries that you have access to in OPP and New Intermediaries you are Self-Nominating.

To see existing OPP Intermediaries, you must be a Security Official role for that Registry Organization. Once approved as a Security Official, the existing Intermediary will display in the list of Intermediaries below.

**To request the Security Official Role for an Intermediary, please:**

1. Go to the [Find a Registry](#) page.
2. Search for the Registry Organization you need to submit a Self-Nomination for
3. Request the Security Official role for that Registry Organization

To see new OPP Intermediaries that are new to the OPP Program, you must be the user who created the Self-Nomination form for the Intermediary, or have the user who created the Self-Nomination form add the OPP email address associated with your OPP account to the “Intermediary Staff Access” field on the Self-Nomination form. The “Intermediary Staff Access” field can be found on the “Intermediary Contact Info” tab in the “Organization and Access” module.

If all of these are correct, and you are still not seeing the Intermediary you need to Self-Nominate for, then please submit a help desk ticket.

**GOT IT**

## Populating the 2025 Self-Nomination Form

*Disclaimer: A majority of the screenshots used in this section of the user guide were taken from the QCDR Self-Nomination form. Corresponding fields of the Qualified Registry Self-Nomination form may slightly differ.*

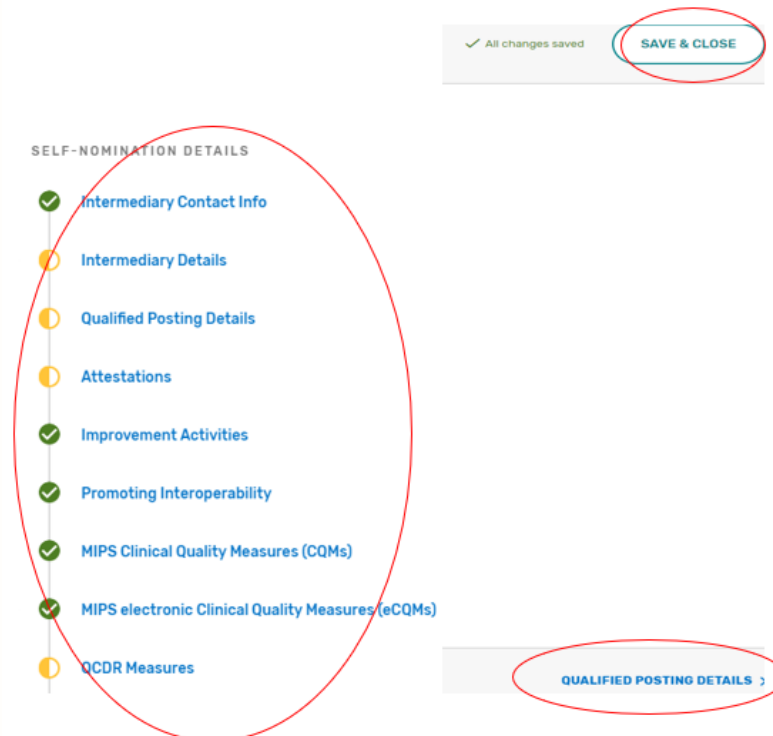


# Quality Payment PROGRAM

The 'Populating the 2025 Self-Nomination Form' process should be completed by prospective QCDRs/Qualified Registries or existing QCDRs/Qualified Registries that currently aren't in good standing (i.e., remedial action was taken against the intermediary). Existing QCDRs/Qualified Registries in good standing may refer to the '[Populating the 2025 Simplified Self-Nomination form](#)' section of this user guide for information on self-nominating for the 2025 MIPS performance period. Existing QCDRs/Qualified Registries in good standing should contact the MIPS QCDR/Registry Support Team (PIMMS Team) at [QCDRVendorSupport@gdit.com](mailto:QCDRVendorSupport@gdit.com) or [RegistryVendorSupport@gdit.com](mailto:RegistryVendorSupport@gdit.com) if they can't find or access the simplified Self-Nomination form (instead of submitting a new Self-Nomination form).

All input placed into the form is automatically saved when you move to the next field. If you can't complete the Self-Nomination form in one session, you may click the 'Save & Close' button on the Self-Nomination form and come back to it later.

You may navigate between the Self-Nomination form tabs by clicking the appropriate tab on the left-hand side of the screen or at the bottom of the screen.






## Populating the 2025 Simplified Self-Nomination Form

A Simplified Self-Nomination form is available to reduce the burden of Self-Nomination for those existing QCDRs/Qualified Registries that have previously participated in MIPS and are in **good standing** (remedial action hasn't been taken against the intermediary). Existing QCDRs/Qualified Registries in good standing should contact the MIPS QCDR/Registry Support Team (PIMMS Team) at [QCDRVendorSupport@gdit.com](mailto:QCDRVendorSupport@gdit.com) and [RegistryVendorSupport@gdit.com](mailto:RegistryVendorSupport@gdit.com) if they can't find or access the Simplified Self-Nomination form (instead of submitting a new Self-Nomination form).

- **QCDR/Qualified Registry with substantive changes** – existing QCDRs/Qualified Registries in good standing may also submit, for CMS review and approval, updates to a QCDR's/Qualified Registry's data validation, or a change in the organizational structure that would impact any aspect of the QCDR/Qualified Registry. Substantive changes impacting the organizational structure should be communicated to CMS as soon as possible. Suggestions for new MIPS quality measures should go through the Annual Call for Measures process and updates to the existing MIPS quality measures should be submitted to the existing measure's steward. QCDRs/Qualified Registries aren't allowed to submit or create new MIPS quality measures during Self-Nomination. **Significant changes such as new collaborations may require a new Self-Nomination form.**

You may begin your 2025 Simplified Self-Nomination form by clicking 'Get Started' on the Self-Nomination landing page. Existing QCDRs and Qualified Registries that are eligible for the Simplified Self-Nomination form will see a nomination status of 'Renewed'.

Intermediary ID: [REDACTED] Nomination Status:  Renewed (Simplified Form)

The new fields in the 2025 Self-Nomination form (fields that are now required or include validation for a specific format [i.e., telephone number]) will need to be populated or updated for the Self-Nomination form to pass validation and be successfully submitted.

## Intermediary Contact Info


1. Enter the name of your QCDR or Qualified Registry (if different from the intermediary name) and your organization's Taxpayer Identification Number (TIN). The intermediary name will be used as your QCDR or Qualified Registry name for CMS purposes. Please include the external organization that you're partnering or collaborating with as part of your intermediary name. Please indicate if your organization will be participating as both intermediary types (i.e., QCDR/Qualified Registry) for the 2025 MIPS performance period. The 'Intermediary Staff Access' field will ONLY be seen if the Self-Nomination form is for a new intermediary. List

# Quality Payment PROGRAM

email addresses for any additional staff at your organization who need to have access to the Self-Nomination form. To access an existing intermediary's Self-Nomination form, additional users must be connected to that organization as a 'Security Official' role.


## Intermediary Contact Info

### Organization and Access


**Organization Name\*** 

Same as Intermediary Name


Organization Name

**Partnerships or Collaborations** 


Partnerships or Collaborations

**Intermediary Tax Identification Number (TIN)\*** 

Organization TIN

**Self-Nominating as a Qualified Registry and QCDR?\*** 

Yes  No

**Intermediary Staff Access** 


Enter QPP Email(s)

Hit enter/comma after each entry to add multiple. Do not add your own email as you already have access.

2. Enter the mailing address for your QCDR or Qualified Registry.

# Quality Payment PROGRAM

## Intermediary Address\*

Address		
Suite (Optional)		
City	State 	Zip Code

3. Enter the QCDR's or Qualified Registry's contact information (i.e., Phone Number and Website). The 'Phone Number' field should be populated as (XXX) XXX-XXXX.

## Phone Number\*

(XXX) XXX-XXXX	Ext. (Optional)
----------------	-----------------

## Website\*

www.yourwebsite.com
---------------------

4. Enter information for a program, clinical, and technical contact. You're required to provide 3 unique points of contact (POCs) for these 3 fields. Entering only 1 POC or different email addresses for the same POC (i.e., the same name is entered for the program and clinical contact with 2 different email addresses) isn't acceptable. If you would like to add additional POCs to be included in the email distribution to receive program announcements and support call information (if approved), please add the email address(es) in the 'Additional Contact Email(s)' field.

# Quality Payment PROGRAM

## Program Contact Info

**Program Name\*** 

First and Last Name

**Program Phone Number\***

(XXX) XXX-XXXX

Ext. (Optional)

**Program Email\***

example@email.com

Must be unique from other contact emails



# Quality Payment PROGRAM

## Clinical Contact Info

**Clinical Name\*** 

First and Last Name

**Clinical Phone Number\***

(XXX) XXX-XXXX

Ext. (Optional)

**Clinical Email\***


example@email.com

Must be unique from other contact emails



# Quality Payment PROGRAM

## Technical Contact Info

Technical Name\* 

First and Last Name

Technical Phone Number\*

(XXX) XXX-XXXX

Ext. (Optional)

Technical Email\*

example@email.com

Must be unique from other contact emails

## Additional Contacts

Additional Contact Email(s) 

Enter email address(es)

This contact information will only be used in relation to your potential participation in the program. To ensure notices are received, please have these contacts add the QPP email to their safe/approved senders list.

## Intermediary Details

1. Click the **Intermediary Details** tab.
2. Indicate your QCDR's or Qualified Registry's intermediary type. If 'Health IT Vendor' or 'Other' is selected, please specify.
3. Indicate if this is a new or existing QCDR or Qualified Registry that participated under MIPS and the Physician Quality Reporting System (PQRS). Select all the applicable years your



# Quality Payment PROGRAM

QCDR or Qualified Registry participated in MIPS and/or PQRS as a QCDR or Qualified Registry. If you change intermediary type, your organization is considered as 'new' for the given MIPS performance period. If you're an existing intermediary, you'll be required to answer the next question regarding your participation during the last 2 performance periods and the submission of MIPS data.

SELF-NOMINATION DETAILS

- Intermediary Contact Info
- Intermediary Details
- Qualified Posting Details
- Attestations
- Improvement Activities

### Intermediary Details

Participation Details

Intermediary Type\* ?

Select

4. Indicate whether or not your intermediary has participated as a QCDR or Qualified Registry during the last 2 MIPS performance periods by selecting 'Yes' or 'No'.

Has your intermediary participated as a QCDR or Qualified Registry during the last two MIPS performance periods? \*


Yes  No

5. If 'Yes' is selected for the question above, did your intermediary not submit any MIPS data for either of the 2 years preceding the applicable Self-Nomination period on behalf of clinicians, groups, virtual groups, subgroups, or APM Entities, including Shared Savings Program ACOs, inclusive of voluntary, opt-in, and/or MVP participants? If 'No' is selected, no further information is needed. If 'Yes' is selected, provide a detailed Self-Nomination participation plan on how your intermediary plans to encourage clinicians, groups, virtual groups, subgroups, or APM Entities, including Shared Savings Program ACOs, inclusive of voluntary, opt-in, and/or MVP participants, to submit MIPS data to CMS and why you should still be able to participate as a qualified intermediary going forward.

# Quality Payment PROGRAM

Has your intermediary participated as a QCDR or Qualified Registry during the last two MIPS performance periods?\* 

Yes  No

Did your intermediary not submit any MIPS data for either of the 2 years preceding the applicable self-nomination period on behalf of clinicians, groups, virtual groups, subgroups, or APM entities, inclusive of voluntary and opt-in participants?\* 


Yes  No

Self-Nomination Participation Plan\* 

Enter Self-Nomination Participation Plan details

6. Enter any other aliases or acronyms your QCDR or Qualified Registry currently uses or has used for participation as a QCDR or Qualified Registry in previous performance periods.

## Alternative Names (Aliases)


Alias\* 

Not using an alias

Enter alias name, acronym or abbreviation

7. Please indicate your QCDR's or Qualified Registry's related clinical specialty(ies).

## QCDR Details

QCDR Clinical Specialty(ies)\* 


List specialties separated by commas





# Quality Payment PROGRAM

8. Does the QCDR plan to submit QCDR measures? Please select 'Yes' or 'No' (**QCDRs only**). To populate the **QCDR Measures** tab, your intermediary must choose 'Yes' under the "Do you plan to submit QCDR Measures?" question to submit your QCDR measures for CMS consideration.

Do you plan to submit QCDR Measures?\* 

Yes  No

9. Describe how your QCDR meets the definition of a QCDR. **Reiterating CMS' definition of a QCDR doesn't suffice as justification as to how your QCDR meets the definition.** Please describe in **detail** your QCDR's clinical expertise and quality measure development experience, partnerships or collaborations, patient and/or disease tracking capability, method(s) used to foster quality improvement, and evidence of meeting the identified deficiencies to meet the definition of a QCDR (if applicable) (**QCDRs Only**).

Please refer to the 2025 QCDR Self-Nomination Fact Sheet for more detailed information on what's required.

# Quality Payment PROGRAM

## Definition of a QCDR

For each of the fields below, please provide as much information as possible. This information will be considered during the Self-Nomination form review process. Please note, failure to provide substantial evidence may result in the rejection of your self-nomination. Refer to the QCDR Self-Nomination Fact Sheet for the given MIPS performance period for more detailed information on what is required.

### QCDR Clinical Expertise\* ⓘ

Enter detailed description here

### QCDR Quality Measure Development Experience\* ⓘ

Enter detailed description here

### QCDR Partnerships or Collaborations\* ⓘ

Enter detailed description here

### QCDR Patient and/or Disease Tracking Capability\* ⓘ

Enter detailed description here

### Method(s) Used to Foster Quality Improvement\* ⓘ

Enter detailed description here

## Qualified Posting Details

1. Click the **Qualified Posting Details** tab.
2. Indicate the cost information as well as the type of services your QCDR or Qualified Registry provides. If approved, this information will be included in the QCDR's or Qualified Registry's Qualified Posting. Please include frequency (monthly, annual, per submission), if the cost is per provider/practice, and if there's a different cost for supporting traditional MIPS compared to MVPs. Make sure to provide in detail the differences in cost/services in each Self-Nomination



# Quality Payment PROGRAM

form, if you're an intermediary that selected 'Yes' to self-nominate as both a QCDR and Qualified Registry in the **Intermediary Contact Info** tab.

SELF-NOMINATION DETAILS

- Intermediary Contact Info
- Intermediary Details
- Qualified Posting Details**
- Attestations
- Improvement Activities
- Promoting Interoperability
- MIPS Clinical Quality Measures (CQMs)
- MIPS electronic Clinical Quality Measures (eCQMs)
- MIPS Value Pathway (MVP)

Assignee: Not assigned

Status: Draft In Progress

## Qualified Posting Details

### Cost Information

Cost Information\*

Please describe the cost of the service and the frequency related to the cost.

Services Included in Cost\*

Please describe the services offered and their associated cost

3. Indicate the latest date your QCDR or Qualified Registry can accept new clients. Please add the date as MM/DD/YYYY. The performance period starts January 1, 2025, and ends December 31, 2025. As a reminder, data submissions begin January 2, 2026, and end on March 31, 2026.

Last Date Accepting New Clients \*

Choose a date

- Indicate the data collection method(s) your QCDR or Qualified Registry supports, select the performance category(ies) you'll be supporting, and which reporting options you'll support. If 'Other' is selected, please specify the data collection method in the corresponding field. The quality and improvement activities performance categories are grayed out as your QCDR or Qualified Registry must support quality and improvement activities. **QCDRs and Qualified Registries that submit data are REQUIRED to**

# Quality Payment PROGRAM

support the quality, Promoting Interoperability and improvement activities performance categories. A third party intermediary could be exempted from Promoting Interoperability if ALL its MIPS eligible clinicians, groups, virtual groups, and/or subgroups, fall under the reweighting policies. For more information, please see the [MIPS Promoting Interoperability Requirements](#).

- Indicate which reporting options and participation options you'll support for your MIPS eligible clinicians to participate as individual clinicians, groups, virtual groups, subgroups or APM Entities, including Shared Savings Program ACOs, inclusive of voluntary, opt-in, and/or MVP participants. **QCDRs and Qualified Registries must support MVPs that are relevant to the specialties supported.** An intermediary may be excepted from supporting MVPs if none of the approved MVPs for the given MIPS performance period are relevant to the specialties supported. QCDRs and Qualified Registries may also support the APM Performance Pathway (APP).

## Reporting Option(s) Supported\*

- Traditional MIPS
- APM Performance Pathway (APP)
- MIPS Value Pathway (MVP)

## MIPS Value Pathway (MVP) Exception Met\*

- Yes

Please provide reasoning on how your intermediary the MIPS Value Pathway (MVP) exception.\*

Provide your reasoning here

## Reporting Information

### Data Collection Method(s)\*

- Claims
- Electronic Health Records
- Practice Management Systems
- Registry
- Web-based Tool
- Other

Please select at least one option.

### Performance Category(ies) Reported

- Improvement Activities
- Promoting Interoperability
- Quality

# Quality Payment PROGRAM

## Reporting Option(s) Supported\*

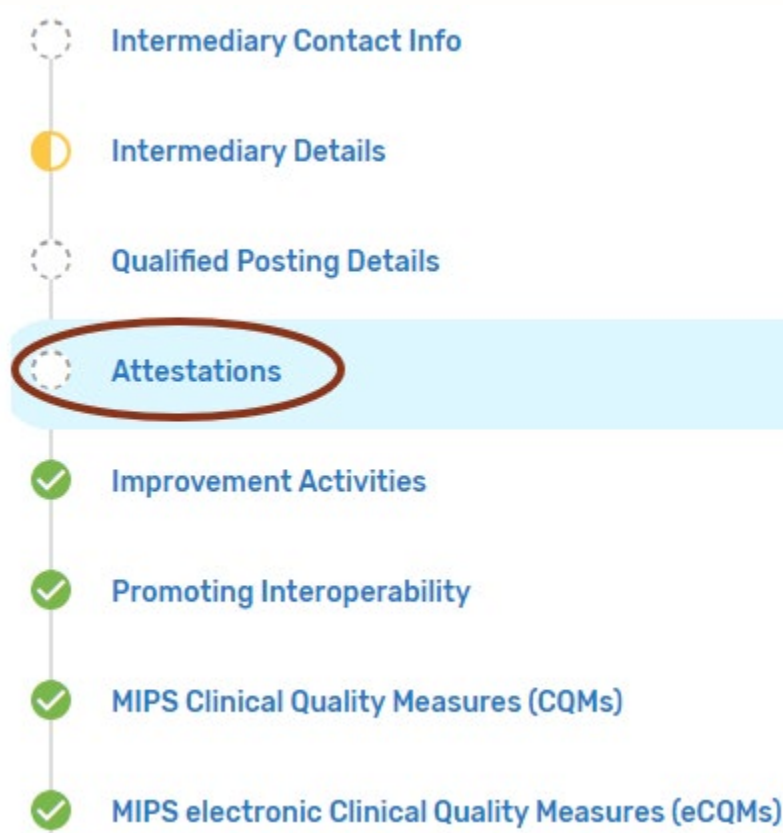
- Traditional MIPS
- APM Performance Pathway (APP)
- MIPS Value Pathway (MVP)

## Participation Option(s) Supported\*

- Group
- Virtual Group
- APM Entity
- MIPS Eligible Individual Clinician
- Subgroup

## Attestations

1. Click the **Attestations** tab.



2. Review the 'Participation' statement and enter your name to attest that your QCDR or Qualified Registry meets the participation requirements. In addition, please review and answer the Self-Nomination attestation questions and indicate if your QCDR or Qualified Registry is able to meet these program requirements. **To be considered, a QCDR or Qualified Registry must attest 'Yes' to all the Self-Nomination attestations.**

# Quality Payment PROGRAM

## Self Attestations

I attest that as a QCDR, I will attend and complete training and support sessions in the form and manner, and at the times, specified by the Centers for Medicare & Medicaid Services (CMS). If I cannot attend, I will ensure that my QCDR is represented by another member of my team.\*

Yes

I attest that as a QCDR, I have had previous experience collecting and transmitting data through a registry type platform, and can validate the operational feasibility and technical capabilities to support reporting of data for the quality, MIPS Value Pathway (MVP), Promoting Interoperability, and improvement activity performance categories from the start of the performance period.\*

Yes

I certify to the best of my knowledge that all of the submitted information is true, accurate, and complete including the acceptance of data exports directly from an electronic health record (EHR) or other data sources. If I become aware that any submitted information is not true, accurate, and complete, I will correct such information promptly prior to submission, or refrain from submitting it. I understand that the knowing omission, misrepresentation, or falsification of any submitted information may be punished by criminal, civil, or administrative penalties, including fines, civil damages, and/or imprisonment.\*

Yes

I attest that, per the requirements, our intermediary has the ability to randomly request and receive documentation from providers to verify accuracy of data. Your intermediary will provide CMS access to review the Medicare beneficiary data on which 2025 QPP QCDR-based submissions are based or provide to CMS a copy of the actual data (if requested for validation purposes).\*

Yes



# Quality Payment PROGRAM

I attest that I have at least 25 participants by January 1 of the year prior to the applicable performance period. These participants do not need to use the OCDR to report MIPS data to CMS, but they must submit data to the OCDR for quality improvement. Documentation will be provided to CMS upon request. In addition, as a OCDR up and running, and able to accept data from MIPS eligible clinician, group, virtual group, subgroup, or Alternative Payment Model (APM) Entity, inclusive of voluntary and opt-in participants starting on January 1 of the performance period.\*

Yes

I attest that I understand that OCDRs must identify, track, and submit which clinicians are interested in participating in MIPS and have chosen to opt-in or voluntarily participate in MIPS at the time of data submission.\*

Yes

I attest that I understand the OCDR qualification criteria and program requirements and will meet all program requirements (such as provide performance feedback at least 4 times a year on all supported performance categories and provide specific feedback to clinicians and groups on how they compare to other clinicians and groups who have submitted data on a given MIPS quality measure). The 4 performance feedback reports must be provided during the given MIPS performance period and performance period data submission period. If your intermediary cannot provide at least 4 performance category feedback reports due to receiving data at the end of the performance period, your intermediary must provide sufficient rationale as to why your OCDR would not be able to meet this requirement. Each OCDR would still be required to submit notification to CMS within the reporting period promptly within the month of realization of the impending deficiency to be considered for this exception, as discussed at § 414.1400(b)(3)(iii).\*

Yes

I attest that I understand as a OCDR that failure to meet qualification criteria and compliance with program requirements may result in my OCDR having remedial action taken against my OCDR or terminated as an intermediary from MIPS participation in the future.\*

Yes

I attest that I understand that an intermediary's principal place of business and retention of associated CMS data must be within the U.S. and by attesting to this statement, our OCDR's principal place of business and retention of associated CMS data is within the U.S.\*

Yes

I attest that I understand the OCDR qualification criteria and program requirements and will meet all program requirements (such as provide performance feedback at least 4 times a year on all supported performance categories and provide specific feedback to clinicians and groups on how they compare to other clinicians and groups who have submitted data on a given MIPS quality measure). The 4 performance feedback reports must be provided during the given MIPS performance period and performance period data submission period. If your intermediary cannot provide at least 4 performance category feedback reports due to receiving data at the end of the performance period, your intermediary must provide sufficient rationale as to why your OCDR would not be able to meet this requirement. Each OCDR would still be required to submit notification to CMS within the reporting period promptly within the month of realization of the impending deficiency to be considered for this exception, as discussed at § 414.1400(b)(3)(iii).\*

Yes



# Quality Payment PROGRAM

I attest that as a QCDR, I will use the validation methods that currently exist for Promoting Interoperability measures and improvement activities to support the reporting of those performance categories.\*

Yes

I attest the submitted MIPS data includes all-payer data, not just Medicare Part B patients.\*

Yes

I attest the submitted data will use a CMS-specified secure method for data submission, such as a defined QPP data format. Additional information regarding data submission methodologies can be found in the Developer Tools section of the Resource Section of the QPP website <https://qpp.cms.gov/developers>.\*

Yes

I attest to provide information on our process for data validation for MIPS eligible clinician, group, virtual group, subgroup, or APM Entity including Shared Savings Program ACOs, inclusive of voluntary and opt-in participants within our data validation.\*

Yes

I attest to execute our 2025 Data Validation and provide CMS the results (i.e., results of the data validation/targeted audits, identifying calculation issues, why they occurred and what was done to remediate.) The execution of the Data Validation strategy, including the identification and correction of those errors to be completed prior to the submission of data for the 2025 MIPS performance period, for all performance categories supported.\*

Yes

Submitter Signature\* ?

First and Last Name

These attestations include the acceptance of data exports directly from an Electronic Health Record (EHR) or other data sources. If you become aware that any submitted information isn't true, accurate, and complete, you'll correct such issues promptly prior to submission or refrain from submitting it.



## Improvement Activities

1. Click the **Improvements Activities** tab.

SELF-NOMINATION DETAILS

- ✓ Intermediary Contact Info
- ✓ Intermediary Details
- ⓘ Qualified Posting Details
- ⓘ Attestations
- ✓ **Improvement Activities**
- ✓ Promoting Interoperability
- ✓ MIPS Clinical Quality Measures (CQMs)
- ✓ MIPS electronic Clinical Quality Measures (eCQMs)
- ⓘ QCDR Measures

### Improvement Activities

#### Improvement Activities Specifications

The list of improvement activities below reflects what is finalized in the Calendar Year (CY) 2024 Medicare Physician Fee Schedule (PFS) Final Rule for the Quality Payment Program (OPP). Improvement activity availability is subject to change, based upon what is finalized for inclusion and removal in the CY 2025 Medicare PFS Rule for the OPP.

Your intermediary will be provided the opportunity to update your list of improvement activities with your Qualified Posting review once the CY 2025 Medicare PFS Final Rule for the OPP is published.

Improvement Activities Supported\* ⓘ [View Activity Description](#)

All  Some

2. You may select 'All' or 'Some'. The list of supported improvement activities will appear if 'Some' is selected. For more information, please see the [2024 Improvement Activities Requirements](#). Improvement activities availability is subject to change, based upon what's finalized for inclusion and removal in the CY 2025 Medicare PFS Final Rule
3. You may select each improvement activity you'll support from the list of all the improvement activities. A list will display and update after each individual improvement activity is selected. Select 'All', instead of selecting each improvement activity from the drop down, if you'll support all the improvement activities.
4. You may remove a selected individual improvement activity by clicking the 'X' next to each selected improvement activity or click 'Clear all' to remove all the selected improvement activities. In addition, you may use the 'Search' function to look up specific improvement activities.
5. To edit your improvement activities, refer to the ['Modifying a Self-Nomination'](#) section of this user guide.

# Quality Payment PROGRAM

Improvement Activities Supported\* 

[View Activity Description](#) 

All  Some

ACTIVITIES SELECTED (3):

- Additional improvements in access as a result of QIN/QIO TA×
- Administration of the AHRQ Survey of Patient Safety Culture×
- Advance Care Planning×**Clear all**
- Search**▼



## Promoting Interoperability

1. Click the **Promoting Interoperability** tab.

The screenshot shows the 'SELF-NOMINATION DETAILS' sidebar on the left with the following items: Intermediary Contact Info (checked), Intermediary Details (checked), Qualified Posting Details (warning), Attestations (warning), Improvement Activities (checked), **Promoting Interoperability** (checked and circled in red), MIPS Clinical Quality Measures (COMs) (checked), MIPS electronic Clinical Quality Measures (eCOMs) (checked), and QCDR Measures (warning). The main content area is titled 'Promoting Interoperability' and contains the following text:

**Promoting Interoperability Measures Specifications**

The list of Promoting Interoperability measures below reflects what is finalized in the Calendar Year (CY) 2024 Medicare Physician Fee Schedule (PFS) Final Rule for the Quality Payment Program (QPP). Promoting Interoperability measure availability is subject to change, based upon what is finalized for inclusion and removal in the CY 2025 Medicare PFS Final Rule for the QPP.


Your intermediary will be provided the opportunity to update your list of Promoting Interoperability Measures with your Qualified Posting review once the CY 2025 Medicare PFS Final Rule for the QPP is published.

Promoting Interoperability Measures\* [View Measure Description](#)

All  Some  None

2. You may select 'All', 'Some', or 'None'. The list of supported Promoting Interoperability objectives and measures will appear if 'Some' is selected. Promoting Interoperability objectives and measures availability is subject to change, based upon what's finalized for inclusion and removal in the CY 2025 Medicare PFS Final Rule. A third party intermediary could be exempted from Promoting Interoperability if ALL its MIPS eligible clinicians, groups, virtual groups, or subgroups fall under the reweighting policies. If you select 'None', please make sure you uncheck 'Promoting Interoperability' under the Reporting Options section on the **Qualified Posting Details** tab. A field will display for your intermediary to provide an attestation of the exception criteria. For more information, please see the [MIPS Promoting Interoperability Requirements](#). You may select each Promoting Interoperability measure you'll support from the list of all the Promoting Interoperability objectives and measures. Each individual objective or measure selected will show after each objective or measure is selected. Select 'All', instead of selecting each Promoting Interoperability objective and measure from the drop down if you'll support all the Promoting Interoperability objectives and measures.
3. You may remove a selected objective or measure by clicking the 'X' next to each selected objective or measure or click 'Clear all' to remove all the selected objectives or measures. In addition, you may use the 'Search' function to look up specific objectives or measures.
4. To edit your objectives or measures, refer to the ['Modifying a Self-Nomination'](#) section of this user guide.

# Quality Payment PROGRAM

Promoting Interoperability Measures\* 

[View Measure Description](#) 

All  Some  None

Clinical Data Registry Reporting 

Electronic Case Reporting Exclusion  

## MIPS Clinical Quality Measures

1. Click the **MIPS Clinical Quality Measures (CQMs)** tab.

**SELF-NOMINATION DETAILS**

- Intermediary Contact Info
- Intermediary Details
- Qualified Posting Details
- Attestations
- Improvement Activities
- Promoting Interoperability
- MIPS Clinical Quality Measures (CQMs)**
- MIPS electronic Clinical Quality Measures (eCQMs)
- OCDR Measures
- MIPS Value Pathway (MVP)
- Data Validation
- Benchmarking Capabilities
- Qualified Posting
- OCDR Measure Specification

### MIPS Clinical Quality Measures (CQMs)

MIPS CQMs

Each intermediary must report on a **minimum of 6 quality measures, including one outcome measure**. If an outcome measure is not available, each intermediary must be able to report another high priority measure. **MIPS CQMs must be used as specified. Measure specification changes are not permitted.**

Medicare CQMs for Accountable Care Organizations participating in the Medicare Shared Savings Program may report the 3 Medicare CQMs, or a combination of eCQMs/MIPS CQMs/Medicare CQMs, to meet the Shared Savings Program quality reporting requirement at § 425.510(b) and the quality performance standard at § 425.512(a)(5). The Medicare CQMs are Quality Measures 001, 134, 236.

Please select "All", instead of selecting each MIPS CQM from the drop down if you will support all the MIPS CQMs.

The list of MIPS CQMs below reflects what is finalized in the Calendar Year (CY) 2024 Medicare Physician Fee Schedule (PFS) Final Rule for the Quality Payment Program (QPP). MIPS CQM availability is subject to change, based upon what is finalized for inclusion and removal in the CY 2025 Medicare PFS Final Rule for the QPP.

Your intermediary will be provided the opportunity to update your list of MIPS CQMs with your Qualified Posting review once the CY 2025 Medicare PFS Final Rule for the QPP is published.

MIPS CQMs\* [View Measure Description](#)

All  Some  None

2. You may select 'All', 'Some', or 'None'. The list of individual MIPS CQMs will appear if 'Some' is selected. The MIPS CQM must be used as specified. Measure specification changes aren't permitted. MIPS CQM availability is subject to change, based upon what's finalized for inclusion and removal in the CY 2025 Medicare PFS Final Rule.
3. You may select each MIPS CQM you'll support from the list of all the MIPS CQMs. Each MIPS CQM selected will show after each measure is selected. Select 'All', instead of selecting each MIPS CQM from the drop down if you'll support all the MIPS CQMs. ACOs participating in the Medicare Shared Savings Program may report the 3 Medicare CQMs, or a combination of eCQMs/MIPS CQMs/Medicare CQMs, to meet the Shared Savings Program quality reporting requirement at [§ 425.510\(b\)](#) and the quality performance standard at [§ 425.512\(a\)\(5\)](#). The Medicare CQMs are Quality Measures 001SSP, 134SSP, and 236SSP.

# Quality Payment PROGRAM

4. You may remove a selected MIPS CQM by clicking the 'X' next to each selected measure or click 'Clear all' to remove all the selected measures. In addition, you may use the 'Search' function to look up specific measures.
5. To edit your individual MIPS CQMs, refer to the ['Modifying a Self-Nomination'](#) section of this user guide.

MIPS CQMs\* (?) [View Measure Description](#) 

All  Some  None

Quality ID: 001-Intermediate Outcome/High Priority

Quality ID: 005  Quality ID: 006

Quality ID: 007  Quality ID: 065-High Priority

Quality ID: 066-High Priority



## MIPS electronic Clinical Quality Measures

1. Click the **MIPS electronic Clinical Quality Measures (eCQMs)** tab.

The screenshot shows the 'SELF-NOMINATION DETAILS' page. On the left is a vertical navigation menu with the following items: Intermediary Contact Info, Intermediary Details, Qualified Posting Details, Attestations, Improvement Activities, Promoting Interoperability, MIPS Clinical Quality Measures (CQMs), MIPS electronic Clinical Quality Measures (eCQMs) (highlighted with a red oval), OCDR Measures, MIPS Value Pathway (MVP), and Data Validation. The main content area is titled 'MIPS electronic Clinical Quality Measures (eCQMs)'. It contains the following text: 'MIPS eCQMs', 'CMS requires the use of the Spring 2024 eCQM Specifications published May 2024, for the 2025 MIPS performance period and any applicable addenda. MIPS eCQMs must be used as specified. Measure specification changes are not permitted.', 'Please select "All", instead of selecting each MIPS eCQM from the drop down if you will support all the MIPS eCQMs.', 'The list of eCQMs below reflect what is finalized in the Calendar Year (CY) 2024 Medicare Physician Fee Schedule (PFS) Final Rule for the Quality Payment Program (QPP). eCQM availability is subject to change, based upon what is finalized in the CY 2025 Medicare PFS Final Rule for the QPP.', and 'Your organization will be provided the opportunity to update your list of eCQMs with your Qualified Posting review once the CY 2025 Medicare PFS Final Rule for the QPP is published.' At the bottom, there is a section for 'MIPS eCQMs\*' with a help icon and a 'View Measure Description' link. Below this are three radio buttons: 'All' (selected), 'Some', and 'None'.

2. You may select 'All', 'Some', or 'None'. The list of individual eCQMs will appear if 'Some' is selected. The eCQM must be used as specified. Measure specification changes aren't permitted. eCQM availability is subject to change, based upon what's finalized for inclusion and removal in the CY 2025 Medicare PFS Final Rule
3. You may select each eCQM you'll support from the list of all the eCQMs. Each eCQM selected will show after each measure is selected. Select 'All', instead of selecting each eCQM from the drop down if you'll support all the eCQMs.
4. You may remove a selected eCQM by clicking the 'X' next to each selected measure or click 'Clear all' to remove all the selected measures. In addition, you may use the 'Search' function to look up specific measures.
5. To edit your individual eCQMs, refer to the ['Modifying a Self-Nomination'](#) section of this user guide.

# Quality Payment PROGRAM


MIPS eQMs\* 

[View Measure Description](#) 

All  Some  None

Quality ID: 005 

Quality ID: 007 

Quality ID: 008 

**Clear all**

**Search** 



## MIPS Value Pathways (MVPs)

1. Click the **MIPS Value Pathways (MVPs)** tab.

**SELF-NOMINATION DETAILS**

- ✓ Intermediary Contact Info
- ✓ Intermediary Details
- ⚠ Qualified Posting Details
- ⚠ Attestations
- ✓ Improvement Activities
- ✓ Promoting Interoperability
- ✓ MIPS Clinical Quality Measures (COMs)
- ✓ MIPS electronic Clinical Quality Measures (eCOMs)
- ⚠ QCDR Measures
- ✓ MIPS Value Pathway (MVP)**
- ✓ Data Validation
- ✓ Benchmarking Capabilities
- ✓ Qualified Posting

### MIPS Value Pathway (MVP)

MIPS Value Pathway (MVP)

Beginning with the Calendar Year (CY) 2023 MIPS performance period, OCDRs and Qualified Registries must support MVPs that are applicable to the MVP participants on whose behalf they submit MIPS data. OCDRs and Qualified Registries may also support the APP. A QCDR and Qualified Registry must support all measures and improvement activities available in the MVP with 2 finalized exceptions:

- i. If an MVP includes several specialties, then a QCDR or Qualified Registry is only expected to support the measures that are pertinent to the specialty of their clinicians.
- ii. QCDR measures are only required to be reported by the QCDR measure owner. In instances where a QCDR doesn't own the QCDR measures in the MVP, the QCDR may only support the QCDR measures if they have the appropriate permissions.

Please select "All", instead of selecting each MVP from the drop down if you will support all the MVPs.

The list of MVPs below reflects what is finalized in the CY 2024 Medicare Physician Fee Schedule (PFS) Final Rule for the Quality Payment Program (QPP). MVP availability is subject to change, based upon what is finalized for inclusion and removal in the CY 2025 Medicare PFS Final Rule for the QPP.

Your intermediary will be provided the opportunity to update your list of MVPs during your Qualified Posting review once the CY 2025 Medicare PFS Final Rule for the QPP is published.

MIPS Value Pathway\* [View MVP Description](#)

All  Some  None

2. You may select 'All', 'Some', or 'None'. The list of individual MVPs will appear if 'Some' is selected. The list of MVPs reflects what's finalized in the CY 2024 Medicare PFS Final Rule. MVP availability is subject to change, based upon what's finalized for inclusion and removal in the CY 2025 Medicare PFS Final Rule. Intermediaries will be given the opportunity to update the specified MVPs after the CY 2025 Medicare PFS Final Rule has been published.
3. You may select each MVP and the MIPS quality measures and/or QCDR measures within the selected MVPs you'll support from the list of all currently available MVPs. Each MVP selected will show after one is selected. Select 'All', instead of selecting each individual MVP from the drop down if you'll support all the MVPs. Intermediaries are expected to support all MIPS quality measures, improvement activities, Promoting Interoperability objectives and measures within an MVP but not all the collection types or QCDR measures. QCDRs should obtain permission to borrow the QCDR measure(s) from the applicable QCDR measure owner(s). A QCDR and Qualified Registry must support all measures and improvement activities available in the MVP with 2 finalized exceptions:

# Quality Payment PROGRAM

- a. If an MVP includes several specialties, then a QCDR or Qualified Registry is only expected to support the measures that are pertinent to the specialty of their clinicians.
  - b. QCDR measures are only required to be reported by the QCDR measure owner. In instances where a QCDR doesn't own the QCDR measures in the MVP, the QCDR may only support the QCDR measures if they have the appropriate permissions.
4. You may remove a selected MVP by clicking the 'X' next to each selected MVP or click 'Clear all' to remove all the selected MVPs. In addition, you may use the 'Search' function to look up specific MVPs.
  5. To edit your individual MVPs, refer to the ['Modifying a Self-Nomination'](#) section of this user guide.

MIPS Value Pathway\* ? [View MVP Description](#)

All  Some  None

OPTIONS SELECTED (2): Clear all

Advancing Care for Heart Disease X Advancing Rheumatology Patient Care X

Start typing or select

Select all that apply

Select a Quality Measure for each MVP (2)

MVP Title	CQM	eCQM	QCDR Measure
Advancing Care for Heart Disease	Select one <span>▼</span>	Select one <span>▼</span>	Select one <span>▼</span>
Advancing Rheumatology Patient Care	Select one <span>▼</span>	Select one <span>▼</span>	Select one <span>▼</span>

## Data Validation

On this tab, you'll be asked to specify the methodology your QCDR, or Qualified Registry will use for validating the data being submitted to CMS for traditional MIPS, MVPs, and the APP reporting. **All fields are required to be populated.** The data validation strategy must be populated into the pre-formulated fields in the Self-Nomination form. **CMS will only review the information populated in the pre-formulated fields for purposes of satisfying the data validation strategy. Execution of your data validation strategy must be completed prior to the 2025 data submission period for all performance categories supported, so errors can be corrected prior to data submission for the 2025 MIPS performance period.** All data that's eligible to be submitted for the MIPS program (traditional MIPS, MVPs reporting, or the APP) is subject to validation, regardless of whether they're MIPS eligible clinicians, groups,













# Quality Payment PROGRAM

virtual groups, subgroups, or APM Entities, including Shared Savings Program ACOs, inclusive of voluntary, opt-in, and/or MVP participants. Voluntary, opt-ins, and virtual groups are currently excluded from MVPs reporting.

# Quality Payment PROGRAM

## SELF-NOMINATION DETAILS

-  **Intermediary Contact Info**
-  **Intermediary Details**
-  **Qualified Posting Details**
-  **Attestations**
-  **Improvement Activities**
-  **Promoting Interoperability**
-  **MIPS Clinical Quality Measures (CQMs)**
-  **MIPS electronic Clinical Quality Measures (eCQMs)**
-  **MIPS Value Pathway (MVP)**
-  **Data Validation**



## Populating Data Validation

1. Describe how your QCDR or Qualified Registry will verify MIPS eligibility for each clinician, group, virtual group, subgroup, or APM Entity, including any Shared Savings Program ACO, inclusive of voluntary, opt-in, and/or MVP participant (i.e., verify all participation categories meet the eligibility thresholds). **A MIPS eligible clinician, group, virtual group, subgroup, or APM Entity, including any Shared Savings Program ACO, inclusive of voluntary, opt-in, and/or MVP participants' self-attestation, doesn't suffice.**

How will your intermediary verify MIPS eligibility of each clinician/group/virtual group/subgroup/APM entity? \* ?

Please let us know how you'll verify


2. Indicate the method your QCDR or Qualified Registry will use to verify the accuracy of TINs and/or National Provider Identifiers (NPIs) intended for submission (i.e., CMS National Plan and Provider Enumeration System (NPPES), CMS claims, and/or tax documentation). **Each MIPS eligible clinician, group, virtual group, subgroup, or APM Entity, including any Shared Savings Program ACO, inclusive of voluntary, opt-in, and/or MVP participants' self-attestation, doesn't suffice.**

How will your intermediary verify the accuracy of Tax Identification Number-National Provider Identifiers (TIN-NPIs)? \* ?

Please let us know how you'll verify

3. Describe the method your QCDR or Qualified Registry will use to accurately calculate reporting and performance rates (i.e., formulas included in the quality measure specifications).

# Quality Payment PROGRAM

What method will your intermediary use to calculate reporting and performance rates?\* 

Please let us know your method

4. Describe the system your QCDR or Qualified Registry will use to verify that only 2025 versions of MIPS quality measures, QCDR measures, Medicare CQMs for ACOs, MVPs, improvement activities, and Promoting Interoperability measures are reported for MIPS submission.

Describe the system your intermediary will use to verify that only 2025 versions of measures and activities are reported for MIPS submission.\* 

Please let us know how your organization will verify

5. Describe the process used to complete the data validation audit of a subset of data prior to the submission to CMS. Periodic examinations may be completed to compare patient record data with submitted data and/or ensure the MIPS measures were accurately reported based on the appropriate measure specifications (that is, accuracy of numerator, denominator, and exclusion criteria). The QCDR/Qualified Registry must provide their sampling methodology that would be used to conduct the audits. The QCDR or Qualified Registry, at a minimum, must meet the following sampling methodology to meet participation requirements:
  - Sample size of at least 3% of a combination of individual clinicians, groups, virtual groups, subgroups, and APM Entities, including Shared Savings Program ACOs, submitted to CMS, except that the sample size must have a minimum of 10 individual clinicians, groups, virtual groups, subgroups, and APM Entities, including Shared Savings Program ACOs, but the sample size doesn't need to include more than 50 individual clinicians, groups, virtual groups, subgroups, and APM Entities, including Shared Savings Program ACOs;
  - Sample size that includes at least 25% of the patients of each individual clinician, group, virtual group, subgroup, and APM Entity, including any Shared Savings Program ACO, except that the sample size for each individual clinician, group, virtual group, subgroup, and APM Entity, including any Shared Savings Program ACO, must have a minimum of 5 patients but doesn't need to include more than 50 patients.





# Quality Payment PROGRAM

The data validation audit and targeted audit aren't the same audit. See further details in the targeted audit section.

**Describe the process used for completion of data validation audit.\*** ?

Please let us know your process

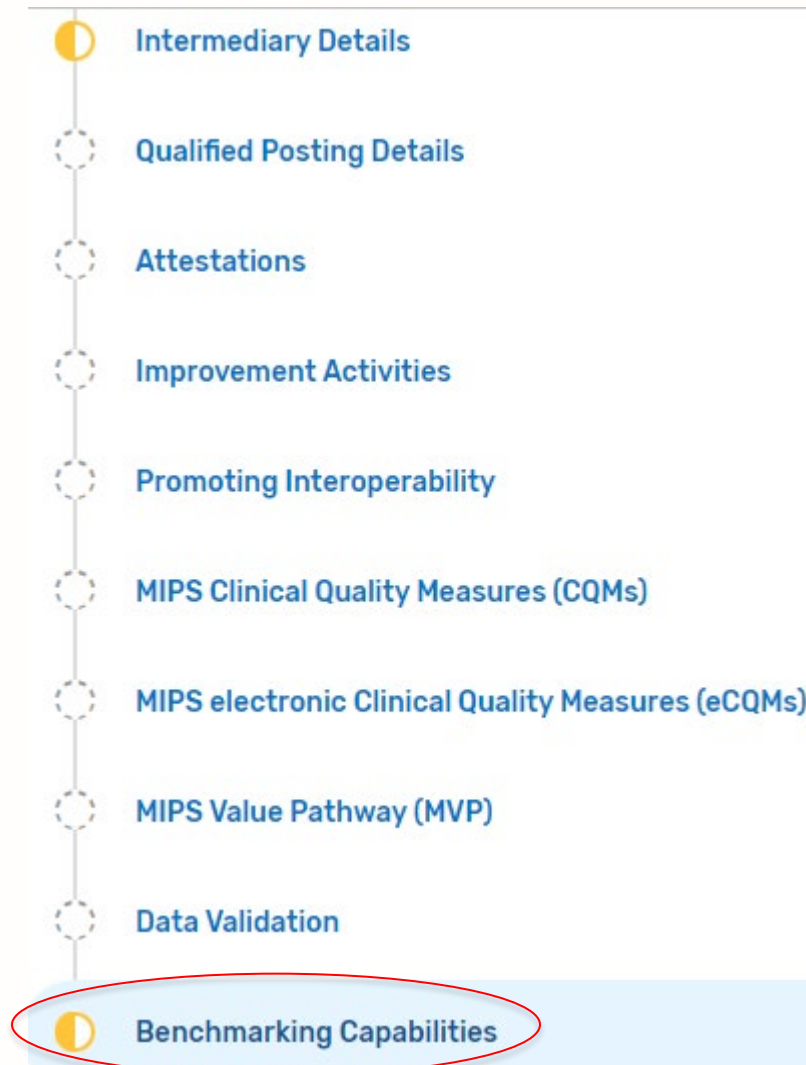
6. Describe the process used to complete a targeted audit if data validation inaccuracies are identified during the data validation audit. A targeted audit and data validation audit aren't the same type of audit. A targeted audit is only required if the data validation audit identifies deficiencies or data errors. The targeted audit should include a description of the root cause analysis, how the deficiency or data error was corrected, and the percentage of your total MIPS eligible clinicians, groups, virtual groups, subgroups, or APM Entities, including Shared Savings Program ACOs, inclusive of voluntary, opt-in, and MVP participants, that were impacted by the deficiency or data error. The sample used for auditing in the targeted audit can't include data used for the data validation audit in which the deficiency or data error was identified (i.e., select an additional 3% of the sample in addition to the MIPS eligible clinicians, groups, virtual groups, subgroups, or APM Entities, including Shared Savings Program ACOs, inclusive of voluntary, opt-in, and/or MVP participants, that were impacted by the identified deficiency or data error). The aspect of the audit that's considered 'the detail' is the specific deficiency or data error for which you're auditing.

**Describe the process used for completion of the targeted audit.\*** ?

Please let us know your process

## Benchmarking Capabilities(QCDR ONLY)

This tab is optional and should **ONLY** be used by QCDRs for CMS consideration.




1. Indicate whether you have benchmarking capability (QCDR only). Upload your benchmarking plan in the 'file uploads' section if 'Yes' is selected. Don't upload the attachment in the comment section.


# Quality Payment PROGRAM

## Benchmarking Capabilities

### Benchmarking Capabilities Specifications

Benchmarking Capability\* 

Yes  No

Benchmark Plan\* 

Filename must match this format:

Benchmarking Methodology\_<Your QCDR Name>

Drag & Drop

files to attach or [browse](#)

(.pdf, .jpg, .jpeg, .png, .doc, .docx, .xls, .xlsx, .msg)

## QCDR Measures (QCDR ONLY)

This tab is optional and should **ONLY** be used by QCDRs if they're submitting QCDR measures for CMS consideration.

QCDR measures are required to be submitted using the **QCDR Measures** tab. This tab should **ONLY** be filled out by QCDRs who meet the definition of a QCDR, are self-nominating as a QCDR for 2025, and want to self-nominate QCDR measures for CMS consideration.

Each QCDR may self-nominate a maximum of 30 QCDR measures for CMS consideration.

Existing QCDRs (in good standing) will be provided a pre-populated **QCDR Measures** tab which includes their 2024 MIPS performance period approved QCDR measure specifications. **The pre-populated QCDR measures (for existing QCDRs in good standing only) will be added to each existing QCDR's respective 2025 Simplified Self-Nomination form in the QPP website. Please note, pre-populated QCDR measures will need to be updated to include information for the 'new' required fields.**

In addition, any updates to previously approved QCDR measure specifications from the 2024 MIPS performance period will need to be included in the QCDR measure submission for CMS



# Quality Payment PROGRAM

consideration. Furthermore, QCDRs in good standing may also submit new QCDR measures for CMS consideration for the 2025 MIPS performance period.

In instances where a QCDR believes a low-reported QCDR measure that didn't meet benchmarking thresholds is still important and relevant to a specialist's practice, the QCDR may develop and submit a QCDR measure participation plan for CMS consideration. This QCDR measure participation plan must include the QCDR's detailed plans and changes that will encourage MIPS eligible clinicians and groups to submit data on the low-reported QCDR measure for MIPS program purposes.

As examples, a QCDR measure participation plan could include one or more of the following:

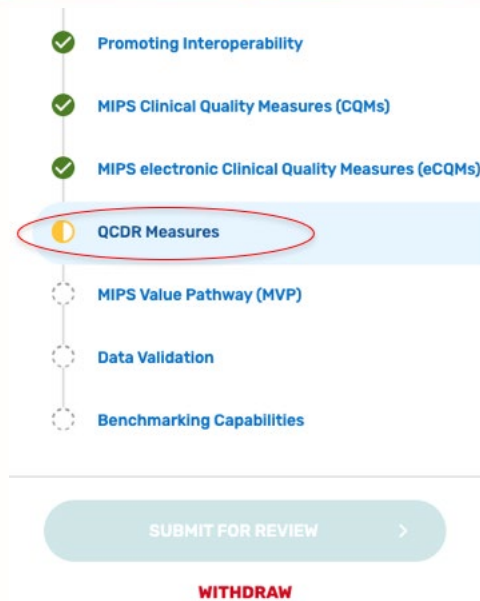
- Development of an education and communication plan.
- Update the QCDR measure's specification with changes to encourage broader participation.
- Require reporting on the QCDR measure as a condition of reporting through the QCDR.

## Populating QCDR Measures

**All fields denoted with an asterisk (\*) are required. The *QCDR Measures* tab has built in validation to ensure that all required fields are completed. Please ensure that all fields are checked for grammar and typographical errors. A [complete list of fields](#) with instructions is at the end of this section.**

Select the ***QCDR Measures*** tab to begin the QCDR measure submission process:

# Quality Payment PROGRAM



## Pre-populated Existing QCDR Measures

The QCDR measures are pre-populated in the 'DRAFTS' section under the **QCDR Measures** tab as part of the Simplified Self-Nomination form process for QCDRs in good standing from the previous MIPS performance period.

To view your pre-populated existing QCDR measures:

1. Click 'DRAFTS'.
2. Click the down arrow in the 'DRAFTS' box.
3. Click the 'Edit Details' button of the QCDR measure to be completed.
4. Complete all required fields. Required fields will vary depending on the QCDR measure owner status, measure adoption, and new versus existing QCDR measure status.
5. When all required fields are completed and ready for CMS submission, click the 'Submit to CMS' button located at the bottom of your screen. If the button is grayed out, please review and complete the missing required fields.

# Quality Payment PROGRAM

## QCDR Measures

\* Required

### QCDR Measures Specifications Submission

The QCDR Measure Submission should ONLY be filled out by QCDRs who meet the 2020 definition of a QCDR, are self-nominating as a QCDR for 2023, and wish to submit QCDR measures for CMS consideration.

+ ADD QCDR MEASURE

A QCDR may submit a maximum of 30 QCDR measures for CMS consideration.

Please note that the **QCDR Measure Tab** will NOT be updated to reflect any revisions made during the QCDR measure specification finalization process that will occur on the **QCDR Measure Specification Tab** (available only after self-nomination closes).

#### SUBMITTED (0)

Submitted to CMS for Review

#### DRAFTS (1)

Renewed and Drafts in Progress

MEASURE ID	MEASURE NAME	STATUS	LAST UPDATED	OWNERSHIP	ACTIONS
TEMP-20233895	Test QCDR Measure	Draft in Progress	Apr 26, 2022	Owned by you	Edit Details

#### NON-ACTIVE (0)

Withdrawn, Retired and Rejected

## Self-Nominate QCDR Measures

These QCDR measures can be new or existing QCDR measures that the QCDR would like to submit for CMS consideration. This would include existing QCDR measures that didn't meet the criteria to be in the pre-populated form (i.e., a QCDR measure borrowed from another QCDR or a QCDR measure that wasn't approved for the prior year but had previously been in the program).

To submit a QCDR measure for CMS consideration:

1. Click on '+ Add QCDR Measure'.

## QCDR Measures

\* Required

### QCDR Measures Specifications Submission

The QCDR Measure Submission should ONLY be filled out by QCDRs who meet the 2020 definition of a QCDR, are self-nominating as a QCDR for 2023, and wish to submit QCDR measures for CMS consideration.

+ ADD QCDR MEASURE

A QCDR may submit a maximum of 30 QCDR measures for CMS consideration.

Please note that the **QCDR Measure Tab** will NOT be updated to reflect any revisions made during the QCDR measure specification finalization process that will occur on the **QCDR Measure Specification Tab** (available only after self-nomination closes).



# Quality Payment PROGRAM

2. Indicate the measure owner status. Select 'Yes', 'No', or 'Co-owned by 2 or more QCDRs' for this field.

## ADD New QCDR Measure

Do you own this measure?

- Yes  No  Co-owned by two or more QCDRs

CANCEL

CONTINUE

- a. By selecting 'Yes', you're attesting that you own or co-own the QCDR measure.
- b. By selecting 'No', you're attesting that you don't own or co-own the QCDR measure and currently have written permission from the QCDR measure owner to use the QCDR measure. The QCDR who owns the QCDR measure must be an active and approved QCDR for the given Self-Nomination period. CMS/the MIPS QCDR/Registry Support Team (PIMMS Team) will confirm that the appropriate permission has been given by the QCDR measure owner as part of the QCDR measure review process.
  - i. During the measure specification process, the QCDR measure owner will verify that all QCDRs attesting to borrowing their QCDR measure have permission to do so.
  - ii. Each QCDR measure owner will be provided with names of other QCDRs that have attested to borrowing their QCDR measure.
- c. By selecting 'Co-owned by 2 or more QCDRs', you're attesting that you're a co-owner of the QCDR measure.
- d. "Are you the primary steward?" field:
  - i. This field needs to be answered 'Yes' by the co-owner taking primary responsibility for the QCDR measure. The purpose of assigning a primary steward is to aid in determining appropriate measure specifications if there's conflicting information between QCDR measure owners.

### Owned QCDR Measures

1. "Do you own this measure?" field:
  - a. Select 'Yes' and click continue.
2. Complete all required fields. Required fields will vary depending on the QCDR measure owner status.



# Quality Payment PROGRAM

- When all required fields are completed and ready for CMS submission, click on the 'Submit to CMS' button located at the bottom of your screen. If the button is grayed out, please review and complete the missing required fields.

## ADD New QCDR Measure

---

Do you own this measure?

Yes  No  Co-owned by two or more QCDRs

---

CANCEL **CONTINUE**

### Co-Owned by 2 or more QCDRs

- "Do you own this measure?" field:
  - Select 'Co-owned by 2 or more QCDRs'.

---

ADD New QCDR Measure

---

Do you own this measure?

Yes  No  Co-owned by two or more QCDRs

Has this measure been previously approved by CMS?

Yes  No

---

CANCEL CONTINUE

- "Has this measure been previously approved by CMS?" field:
  - Select 'Yes' or 'No' and then the 'Continue' button located at the bottom of your screen.
- If 'No' was selected:
  - Populate the required fields that are present.
- If 'Yes' was selected:



# Quality Payment PROGRAM

- a. Type in the 'Assigned Measure ID'. Any QCDR measure that was approved for the previous MIPS performance period can be entered.
- b. Click on 'Find Measure'. If the correct QCDR measure information appears, select the 'Continue' button located at the bottom of your screen.

**ADD New QCDR Measure**

---

Do you own this measure?

Yes  No  Co-owned by two or more QCDRs

Has this measure been previously approved by CMS?

Yes  No

Assigned Measure ID\* ?

AA0W14

[Click here](#) to download 2021 QCDR Measure Specification (XLSX)

---

5. Complete all required fields. Required fields will vary depending on the QCDR measure owner status.
6. When all required fields are completed and ready for CMS submission, click the 'Submit to CMS' button located at the bottom of your screen. If the button is grayed out, please review and complete the missing required fields.

## Borrowed QCDR Measures

The QCDR who owns the QCDR measure must be an active and approved QCDR for the given Self-Nomination period. CMS/the MIPS QCDR/Registry Support Team (PIMMS Team) will confirm that the appropriate permission has been given by the QCDR measure owner as part of the QCDR measure review process.

1. "Do you own this measure?" field:
  - a. Select 'No'.
2. "Has this measure been previously approved by CMS?" field:
  - a. Select 'Yes' or 'No' and the 'Continue' button located at the bottom of your screen.
  - b. If 'No' is selected:
    - i. Populate the required fields.
      1. When uploading the written permission documentation from the QCDR measure owner to use the QCDR measure, please include the date of the upload in the file name.
        - a. Note: The required fields are limited to fields that a borrowing QCDR needs to complete, and these fields differ



from the QCDR measure owner fields. The remaining QCDR measure specifications will be collected from the QCDR measure owner.

2. When all required fields are completed and ready for CMS submission, click the 'Submit to CMS' button located at the bottom of your screen. If the button is grayed out, please review the submission for missing required fields.

## ADD New QCDR Measure

Do you own this measure?

- Yes  No  Co-owned by two or more QCDRs

Has this measure been previously approved by CMS?

- Yes  No

CANCEL

- c. If 'Yes' is selected:
  - i. Type in the 'Assigned Measure ID' for the given QCDR measure. Any QCDR measure that was approved for the prior MIPS performance period can be entered.
  - ii. Click 'Find Measure'. If the correct QCDR measure information appears, select 'Continue' located at the bottom of your screen.
    1. If an incorrect Assigned Measure ID is entered, you won't be able to continue until an existing Measure ID is entered (don't use spaces, see example below). Please ensure the QCDR measure you're attempting to locate was approved for the previous MIPS performance period.
  - iii. Populate the required fields.
    1. Note: The required fields are limited to fields that a borrowing QCDR needs to complete, and these fields differ from the QCDR measure owner fields. The remaining QCDR measure specifications will be collected from the QCDR measure owner.
    2. When all required fields are completed and ready for CMS submission, click the 'Submit to CMS' button located at the bottom of your screen. If the button is grayed out, please review the submission for missing required fields.



# Quality Payment PROGRAM

## ADD New QCDR Measure

Do you own this measure?

Yes  No  Co-owned by two or more QCDRs

Has this measure been previously approved by CMS?

Yes  No

Assigned Measure ID\* 

AA0W14

[Click here](#) to download 2021 QCDR Measure Specification (XLSX)

CANCEL

CONTINUE

### ***Submitting QCDR Measures for CMS Consideration***

Please ensure that all QCDR measures are in the 'Submitted to CMS' status before the close of the Self-Nomination period (8 p.m. ET on September 3, 2024). QCDR measures that are in a 'Draft' or 'Non-active' status won't go through the CMS consideration process for use by the self-nominating QCDR. Please ensure that any QCDR measures in 'Draft' status are moved into 'Non-active' or 'Submitted' or the Self-Nomination form can't be submitted for CMS consideration.

# Quality Payment PROGRAM

## QCDR Measures

\* Required

### QCDR Measures Specifications Submission

The QCDR Measure Submission should ONLY be filled out by QCDRs who meet the 2020 definition of a QCDR, are self-nominating as a QCDR for 2023, and wish to submit QCDR measures for CMS consideration.

+ ADD QCDR MEASURE

A QCDR may submit a maximum of 30 QCDR measures for CMS consideration.


Please note that the **QCDR Measure Tab** will NOT be updated to reflect any revisions made during the QCDR measure specification finalization process that will occur on the **QCDR Measure Specification Tab** (available only after self-nomination closes).

SUBMITTED (1) Submitted to CMS for Review					
MEASURE ID	MEASURE NAME	STATUS	LAST UPDATED	OWNERSHIP	ACTIONS
TEMP-20233895	Test QCDR Measure	Submitted To Cms	Apr 26, 2022	Owned by you	<a href="#">View Details</a> <a href="#">Return to Draft</a>

## Measure Specification Fields

The following section provides detailed information on each QCDR measure specification field. Required fields will vary depending on the QCDR measure owner's status, measure adoption, and a QCDR measure's 'new' versus 'existing' status.

### Add QCDR Measure (New measure as owner)



### Measure Info Section:

- **Measure Title\*** – Provide the measure title, which should begin with a clinical condition of focus, followed by a brief description of action. **Example:** Preventive Care and Screening: Screening for Depression and Follow-Up Plan.
- **Measure Description\*** – Describe the measure in full detail. **Example:** Percentage of patients aged 12 years and older screened for depression on the date of the encounter or up to 14 days prior to the date of the encounter using an age-appropriate standardized depression screening tool AND, if positive, a follow-up plan is documented on the date of or up to 2 days after the date of the qualifying encounter.



# Quality Payment PROGRAM

- **Denominator\*** – Describe the eligible patient population to be counted to meet the measures' inclusion requirements. **Example:** All patients aged 12 years and older at the beginning of the performance period with at least one qualifying encounter during the performance period.
- **Numerator\*** – Provide the clinical action that meets the requirements of the measure. **Example:** Patients screened for depression on the date of the encounter or up to 14 days prior to the date of the encounter using an age-appropriate standardized tool AND, if positive, a follow-up plan is documented on the date of or up to 2 days after the date of the qualifying encounter.

## Measure Info

---

Measure Title\* ?

Enter measure title

Measure Description\* ?

Enter detailed description

Denominator\* ?

Enter detailed description

Numerator\* ?

Enter detailed description

- **Denominator Exclusions\*** – Provide a denominator exclusion that would remove the patient, procedure, or unit of measurement from the denominator. Enter 'N/A' if not applicable. **Example:** Documentation stating the patient has had a diagnosis of bipolar disorder.

# Quality Payment PROGRAM

- Women who had a bilateral mastectomy or who have a history of a bilateral mastectomy or for whom there's evidence of a right and a left unilateral mastectomy.
- **Denominator Exceptions\*** – Provide the denominator exception that would allow for the exercise of clinical judgement. Applied after the numerator calculation and only if the numerator conditions aren't met. Enter 'N/A' if not applicable. **Examples:** Medical Reason(s) for not screening the patient for depression: Patient is in an urgent or emergent situation where time is of the essence and to delay treatment would jeopardize the patient's health status.
- **Numerator Exclusions\*** – Provide a numerator exclusion that would remove the patient, procedure, or unit of measurement from the numerator (used only in ratio measures). Applied before the numerator calculation. Enter 'N/A' if not applicable. **Example:** If the number of central line blood stream infections per 1,000 catheter days were to exclude infections with a specific bacterium, that bacterium would be listed as a numerator exclusion.

Denominator Exclusions\* ?

Enter detailed description

Denominator Exceptions\* ?

Enter detailed description

Numerator Exclusions\* ?

Enter detailed description

- **Primary Data Source Used for Abstraction\*** – Select all applicable primary data sources used for the QCDR measure. This may include, but isn't limited to, administrative claims data, facility discharge data, chronic condition data warehouse (CCW), claims, CROWNWeb, EHR (enter relevant parts), Hybrid, Inpatient Rehabilitation Facility – Patient Assessment Instrument (IRF-PAI), Long-term Care Hospital (LTCH) CARE data set, National Healthcare Safety Network (NHSN), Outcomes and Assessment Information Set (OASIS-C1), paper medical record, Prescription Drug Event Data Elements, Patient-Reported Outcomes Measurement Information System (PROMIS), record review, Registry (enter which Registry), Survey, and/or Other (describe source).



# Quality Payment PROGRAM

- If applicable, please enter additional information regarding the data source used – Provide additional information when 'EHR', 'Registry' and/or "Other" is selected in the text box that appears as needed. You may list data sources used in addition to the primary data source. **Example:** ABC Registry.

## Primary Data Source Used For Abstraction\*

Start typing or select

- Administrative claims data
- Facility discharge data
- Chronic condition data warehouse (CCW)
- Claims
- CROWNWeb

## Primary Data Source Used For Abstraction\*

OPTIONS SELECTED (3): Administrative claims data  Claims  Facility discharge data  Clear all

Start typing or select

Select all that apply

- **Consensus-Based Entity (CBE) ID (Identifier) Number (if applicable) –**
  - Provide the assigned CBE ID number, if the submitted QCDR measure fully aligns with the CBE endorsed version of the measure. If no CBE ID number, enter '0000'. **Examples:** 0418, 0000.

CBE ID (Optional) 

Enter CBE ID

- **High-Priority Measure?\*** – Enter 'Yes' or 'No' to indicate if the measure is a high-priority measure.
- **High-Priority Type\*** – If 'Yes' is selected for "High-Priority Measure?", select the most appropriate high-priority measure type from the drop-down list.



# Quality Payment PROGRAM

High Priority Measure?\* <sup>?</sup>

Yes  No

High Priority Type\* <sup>?</sup>

Select One

Select One

Measure Type

Se

Care

OPTIC

Sta

Selec

Inclu

Appropriate Use

Care Coordination

Efficiency

Health Equity

Opioid-related

Outcome

Patient Safety

Patient Experience

- **Measure Type\*** – Select which measure type applies to the QCDR measure from the drop-down list.



# Quality Payment PROGRAM

Measure Info

Analytics

Testing

Supporting Documentation

Measure Type\* ?

Select One

Select One

Process

Outcome

Intermediate Outcome

Patient-Reported Outcome-based Performance Measure (PRO-PM)

Efficiency

Patient Engagement/Experience

Structure

Analytics

- **Care Setting\*** – Select all applicable care settings that are included within the QCDR measure. If “Other” is selected, a text box will appear for free text to be entered.

Care Setting\* ?

Start typing or select

- All Settings
- Ambulatory
- Ambulatory Care: Clinician Office/Clinic
- Ambulatory Care: Hospital
- Ambulatory Care: Urgent Care





# Quality Payment PROGRAM

## Care Setting\*

OPTIONS SELECTED (3):

Ambulatory 


Ambulatory Care: Clinician Office/Clinic 

Ambulatory Care: Urgent Care 

Start typing or select

Select all that apply

- **Includes Telehealth?\*** – Please answer ‘Yes’ or ‘No’ if the QCDR measure’s denominator includes services that are able to be provided via telehealth. (Please review the quality action to ensure it’s appropriate via telehealth.)

Includes Telehealth?\* 

Yes  No

## Analytics Section:



- **Measure Calculation Type\*** – Indicate the calculation type of the QCDR measure. If “Continuous Variable” or “Ratio” is chosen, provide a defined range of scores and the topics it describes in the text box that appears. **Example:** 0-250 minutes
  - Inverse Measure – This is a measure where a lower calculated performance rate for this type of measure would indicate better clinical care or control and is represented by the ‘Performance Not Met’ numerator option. Submitting that numerator option will produce a performance rate that trends closer to 0%, as quality increases.
  - Proportional Measure – This is a measure where the score is derived by dividing the number of cases that meet a criterion for quality (the numerator) by the number of eligible cases within a given time frame (the denominator). The numerator cases are a subset of the denominator cases. **Example:** Percentage of patients 18-75 years of age with diabetes who had hemoglobin A1c > 9.0% during the measurement period.
  - Continuous Variable Measure – This is a measure where the measure score for each individual value for the measure can fall anywhere along a continuous scale and can be aggregated using a variety of methods, such as the calculation of a mean or median. **Example:** Mean time to thrombolytics which aggregates the time in minutes from a case presenting with chest pain to the time of administration of thrombolytics.

# Quality Payment PROGRAM

- CMS encourages QCDRs to construct the numerators to be proportional by establishing an expected benchmark based on guidelines or national performance data. Applying MIPS scoring methodology has proven to be challenging for non-proportional measures because variability in the data points makes decile creation based on a mathematical analysis very unpredictable.
- Ratio Measure – Indicate if the measure is a ratio measure. This is a measure where a score that may have a value of zero or greater (derived by dividing a count of one type of data by a count of another type of data). The key to the definition of a ratio is that the numerator isn't in the denominator. **Example:** The number of patients with central lines who develop infection divided by the number of central line days). Rates closer to one represent the expected outcome.
- **Number of performance rates to be calculated and submitted\*** – Indicate the number of performance rates required to be submitted for the measure.
- **Performance Rate Description(s)** – Provide a brief description for each performance rate to be calculated and submitted. This is required for a QCDR measure that has more than 1 performance rate. **Example:** This measure will be calculated with 7 performance rates:
  - Rate 1: Overall Percentage for patients (ages 5-50) with well-controlled asthma, without elevated risk of exacerbation
  - Rate 2: Percentage of pediatric patients (ages 5-17) with well-controlled asthma, without elevated risk of exacerbation
  - Rate 3: Percentage of adult patients (ages 18-50) with well-controlled asthma, without elevated risk of exacerbation
  - Rate 4: Asthma well-controlled (submit the most recent specified asthma control tool result) for patients (ages 5-17) with Asthma.
  - Rate 5: Asthma well-controlled (submit the most recent specified asthma control tool result) for patients (ages 18-50) with Asthma.
  - Rate 6: Patient not at elevated risk of exacerbation for patients (ages 5-17) with Asthma
  - Rate 7: Patient not at elevated risk of exacerbation for patients (ages 18-50) with Asthma



# Quality Payment PROGRAM

## Analytics

---

### Measure Calculation Type\*

- Inverse Measure
- Proportional Measure
- Continuous Variable Measure
- Ratio Measure

### Number of performance rates to be calculated and submitted\*

- 1    2    3    4    5    6    7    8    9    10

### Performance Rate Description (Optional)

e.g. Overall Percentage for patients (aged 5-50 years) with well-controlled asthma, without elevated risk of exacerbation

- **Indicate an Overall Performance Rate\*** – Select from the drop-down list which submitted rates will represent an overall performance rate for the measure or how an overall performance rate could be calculated based on the data submitted (for example, simple average of the performance rates submitted) or weighted average (sum of the numerators divided by the sum of the denominators), etc. **If only one performance rate is being submitted, enter '1<sup>st</sup> Performance Rate'.**

# Quality Payment PROGRAM

Indicate an Overall Performance Rate\* <sup>?</sup>


Select One	
Select One	
Weighted Average	
Simple Average	
1st Performance Rate	<sup>?</sup>
2nd Performance Rate	
3rd Performance Rate	
4th Performance Rate	ie of propriet
5th Performance Rate	
6th Performance Rate	
7th Performance Rate	
8th Performance Rate	
9th Performance Rate	ual clinician I
10th Performance Rate	

- **Risk-Adjusted Status\*** – Indicate if the measure is risk-adjusted.
  - **If risk-adjusted, indicate which score is risk-adjusted\*** – Indicate if a specific stratum, the overall score, or a performance rate is risk-adjusted for the measure. If social determinants of health are built into the risk adjustment model, please specify.
- **Is the QCDR Measure able to be abstracted?\*** – Please attest the measure elements can be abstracted and are feasible. If borrowing the QCDR measure, it's expected that the ability to abstract the data according to the QCDR measure owner's specifications is confirmed prior to self-nominating the QCDR measure. Withdrawing the QCDR measure during an active performance period isn't acceptable.
- **Disclosure: Does this measure require the use of proprietary software, devices, etc.?\*** – Indicate if the QCDR measure requires the use of a proprietary software, device, survey, etc. that a clinician, group, virtual group, or subgroup would have to purchase or pay to use.


# Quality Payment PROGRAM

Risk Adjusted Status\* 

Yes  No

Is the QCDR Measure able to be abstracted?\* 

Yes  No

Disclosure: Does this measure require the use of proprietary software, devices, etc?\* 

Yes  No

## Testing Section:

Measure Info  Analytics  Testing  Supporting Documentation

---

Testing

- **Was the QCDR measure tested using an appropriate data set?** – Select ‘Yes’ or ‘No’ to indicate if the QCDR measure was tested using data collected at the MIPS eligible clinician level.

# Quality Payment PROGRAM

## Testing

Was the QCDR measure tested using an appropriate data set? <sup>?</sup>

Yes  No

### VALIDITY TESTING

Face Validity <sup>?</sup>

Type of Analysis/Statistic Name\* <sup>?</sup>

Enter analysis/statistic name

Testing Level of Analysis\* <sup>?</sup>

Enter level of analysis

Sample Size\* <sup>?</sup>

Enter sample size

Results\* <sup>?</sup>

Enter results

Interpretation\* <sup>?</sup>

Enter interpretation

- **Face validity\*** – Face validity testing, at a minimum, is required for all new QCDR measures for the initial MIPS performance period for which it's approved. This is intended to assess whether face validity testing was conducted on the final performance measure and isn't intended to assess whether patient-reported surveys or tools have face validity.
- **Testing Level of Analysis** – Indicate if a vote was conducted among experts and patients/caregivers on whether the final performance measure scores can be used to differentiate good from poor quality of care.
- **Sample Size** – Indicate the number of experts and patients/caregivers who voted on face validity (specifically, whether the measure could differentiate good from poor quality care).
- **Results** – If votes were conducted using a scale, sum all responses in agreement with the statement. If more than one question was asked of the experts and patients/caregivers,



# Quality Payment PROGRAM

only provide results from the question relating to the ability of the final performance measure to differentiate good from poor quality of care.

- **Interpretation** – Briefly explain the interpretation of the result, including any disagreement with the face validity of the performance measure.

Empirical Validity ?

Type of Analysis/Statistic Name\* ?

Testing Level of Analysis\* ?

Sample Size\* ?

Results\* ?

Interpretation\* ?

- **Empirical Validity\*** – Empirical validity testing is required for all existing QCDR measures after their first MIPS performance period for which it's approved. Indicate whether empirical validity testing was conducted for the performance measure score(s) using data collected at the accountable entity level. For more information on empirical validity testing, refer to the Blueprint content on the [CMS Measures Management System \(MMS\) Hub](#).
- **Type of Analysis/Statistic Name** – Provide the name for the type of analysis or statistic for which empirical validity testing was conducted.



# Quality Payment PROGRAM

- **Testing Level of Analysis** – Provide the level of analysis at which the empirical validity analysis was conducted.
- **Sample size** – Provide the number of accountable entities sampled to test the final performance measure score(s). Note that this field is intended to capture the number of measured entities and not the number of individual patients or cases included in the sample.
- **Results** – Describe the methods used to assess empirical validity. Describe the comparison groups or constructs used to verify the validity of the measure score(s), including hypothesized relationships (for example, expected to be positively or negatively correlated). Describe your findings for each analysis conducted, including the statistical results and the strongest and weakest results across analyses. If applicable, include the precision of the statistical result(s) (for example, 95% confidence interval) and/or an assessment of statistical significance (for example, p-value).
- **Interpretation** – Briefly describe the interpretation of the result, indicating whether the statistical result affirmed the hypothesized relationship for the analysis conducted.



# Quality Payment PROGRAM

## RELIABILITY - MEASURE SCORE ?

Type of Analysis/Statistic Name\* ?

Enter analysis/statistic name

Testing Level of Analysis\* ?

Enter level of analysis

Sample Size\* ?

Enter sample size

Results\* ?

Enter results

Interpretation\* ?

Enter interpretation

- **Reliability\*** – Reliability testing is required for all QCDR measures after their first MIPS performance period for which it was approved. Indicate whether reliability testing was conducted for the performance measure score(s) using data collected at the accountable entity level. For more information on reliability testing, refer to the Blueprint content on the [CMS MMS Hub](#).
- **Type of Analysis/Statistic Name** – Provide the name for the type of analysis or statistic for which reliability testing was conducted.
- **Testing Level of Analysis** – Provide the level of analysis at which the reliability testing was conducted.
- **Sample Size** – Provide the number of accountable entities sampled to test the final performance measure score(s). Note that this field is intended to capture the number of

# Quality Payment PROGRAM

measured entities and not the number of individual patients or cases included in the sample.

- **Results** – Describe the statistical result for the analysis used to assess reliability.
- **Interpretation** – Briefly describe the interpretation of the results.

## PATIENT/ENCOUNTER-LEVEL DATA ELEMENT TESTING ?

Type of Analysis/Statistic Name\* ?

Testing Level of Analysis\* ?

Sample Size\* ?

Results\* ?

Interpretation\* ?


- **Patient/Encounter-Level Data Element\*** – Patient/encounter-level data element testing is required for all QCDR measures after their first MIPS performance period for which it was approved. Indicate whether patient/encounter-level testing of the individual data elements within the final performance measure was conducted. Prior studies of the same data elements may be submitted. If data elements are tested for validity, then reliability testing of data elements isn't required. For more information on patient/encounter-level data element reliability testing, refer to the Blueprint




# Quality Payment PROGRAM


content on the [CMS MMS Hub](#). For more information on patient/encounter-level data element validity testing, refer to the Blueprint content on the [CMS MMS Hub](#).

- **Type of Analysis/Statistic Name** – Indicate the statistic used to determine that data elements are reliable and/or valid (for example, percent agreement, kappa, positive predictive value). If more than one type of statistic was calculated, list the one that best depicts the reliability and/or validity of the data elements in your measure. Other statistics and results should be included.
- **Testing Level of Analysis** – Provide the level of analysis at which the data element testing was conducted.
- **Sample Size** – Provide the number of patients/encounters sampled.
- **Results** – Describe the statistical result for the analysis used to assess patient/encounter-level data element testing. If providing kappa or a correlation coefficient, results should be between -1 and 1. If providing percent agreement, sensitivity, or positive predictive value, results should be between 0% and 100%.
- **Interpretation** – Briefly describe the interpretation of results. This may include a list of all data elements tested including their frequency and statistical results, as applicable. If any data element has low reliability or validity, describe the anticipated impact and whether it could introduce bias to the measure score(s).

Feasibility\* 

Select Feasibility 

- Select Feasibility
- All data elements in defined EHR fields
- Some of the data elements in defined EHR fields
- None of the data elements in defined EHR fields


Feasibility Details\* 

Enter additional feasibility details

- **Feasibility\*** – Feasibility testing is required for all existing QCDR measures. For more information on feasibility testing, refer to the Blueprint content on the [CMS MMS Hub](#).
- **Select Feasibility** - Indicate the feasibility of the data elements based on their availability in defined EHR fields.
- **Feasibility Details** - Use the free text field to further explain the feasibility testing that was performed.



## Supporting Documentation Section:



- **Describe Link to Cost Measure/Improvement Activity\*** – Describe the link between the QCDR measure, cost measure, and an improvement activity. Please document “No Link Identified” if there’s no link to a cost measure or an improvement activity. In cases where a QCDR measure doesn’t have a clear link to a cost measure and an improvement activity, we would consider exceptions if the potential QCDR measure otherwise meets the QCDR measure requirements and considerations.
- **QCDR Measure Reporting Options\*** – Please indicate if the QCDR measure has been finalized in a CMS-approved MVP for the given MIPS performance period or if it will be used in traditional MIPS.
- **Clinical Recommendation Statement\*** – Provide a concise statement regarding the clinical recommendation for this QCDR measure including the current clinical guideline for which the measure is derived. Please list the type of evidence that was used to support the measure such as clinical guidelines, USPSTF (U.S. Preventive Services Task Force) guidelines, systematic review, empirical data, or define any other type of evidence. Specify the grade of the guidelines/systematic review, if available. **Example:** Adolescent Recommendation (ages 12-18) “The USPSTF recommends screening for major depressive disorder (MDD) in adolescents ages 12 to 18. Screening should be implemented with adequate systems in place to ensure accurate diagnosis, effective treatment, and appropriate follow-up (B recommendation)” (Sui, A. and USPSTF, 2016, p. 360).
- **Rationale for the QCDR measure\*** – Provide a concise statement regarding the rationale for the QCDR measure. **Example:** Depression is a serious medical illness associated with higher rates of chronic disease, increased health care utilization, and impaired functioning (Pratt, Brody 2014). 2014 U.S. survey data indicate that 2.8 million (11.4%) adolescents ages 12 to 17 had a major depressive episode (MDE) in the past year and that 15.7 million (6.6%) adults ages 18 or older had at least one MDE in the past year, with 10.2 million adults (4.3%) having one MDE with severe impairment in the past year (Center for Behavioral Health Statistics and Quality, 2015).
- **Provide measure performance data (# months data collected, average performance rate, performance range, and number of clinicians or groups)\*** – Please provide the number of months the data was collected, average performance rate, standard deviation, performance range, and the number of eligible clinicians and/or TINs submitting the measure.

# Quality Payment PROGRAM

1 Measure Info

1 Analytics

Testing

1 Supporting Documentation

## Supporting Documentation

Describe Link to Cost Measure/Improvement Activity\* <sup>?</sup>

Enter detailed description

Reporting Options\* <sup>?</sup>

Traditional MIPS

MIPS Value Pathway

Clinical Recommendation Statement\* <sup>?</sup>

Enter detailed description

Rationale for the QCDR Measure\* <sup>?</sup>

Enter detailed description

Provide measure performance data (# months data collected, average performance rate, performance range, and number of clinicians or groups)\* <sup>?</sup>

Enter detailed description



# Quality Payment PROGRAM

- **Can the measure be benchmarked against the previous performance period data?**  
Enter 'Yes' or 'No' to indicate if the benchmark from prior years can be used for comparison. If this is an existing measure, an answer is required.
- **If applicable, please provide details outlining why the previous benchmark can or cannot be used.** Provide details regarding why the previous benchmark can or can't be used in response to the changes to the existing measure. **Example:** The improvement addition to the numerator will make this measure an outcome measure; therefore, it can't be compared to the measure from last year.
- **If applicable, provide the study citation to support performance gap for the measure** – Citations should be the most current available or within 5 years. **Example:** Negative outcomes associated with depression make it crucial to screen, identify, and treat depression in its early stages. While Primary Care Providers (PCPs) serve as the first line of defense in the detection of depression, studies show that PCPs fail to recognize up to 50% of depressed patients (Borner, 2010, p. 948).
- **If applicable, provide a Participation Plan if QCDR measure has low adoption by clinicians** – If a QCDR measure fails to meet benchmarking thresholds for 2 consecutive performance periods (i.e., the data submitted is insufficient in meeting the case minimum requirements and volume thresholds required for benchmarking), the QCDR may submit a participation plan for CMS consideration if the QCDR believes that the measure is important and relevant to a specialist's practice.
  - **Participation Plan requirements:**
    - Detailed plan and methods to encourage eligible clinicians and groups to increase QCDR measure adoption.
    - **Example:** A QCDR measure participation plan could include 1 or more of the following:
      - Development of an education and communication plan
      - Update the QCDR measure's specification with changes (to encourage broader participation)
      - Require reporting on the QCDR measure as a condition of reporting through the QCDR

# Quality Payment PROGRAM

Can the measure be benchmarked against the previous performance period data? (Optional) ?

Yes  No

If applicable, please provide details why the previous benchmark can or cannot be used. (Optional) ?

Enter detailed description

If applicable, provide the study citation to support performance gap for the measure (Optional) ?

Enter detailed description

If applicable, provide a Participation Plan if QCDR measure has low adoption by clinicians (Optional) ?

Enter detailed description

Can the measure be benchmarked against the previous performance period data? (Optional) ?

Yes  No

If applicable, please provide details why the previous benchmark can or cannot be used. (Optional) ?

e.g. The improvement addition to the numerator will make this measure an Outcome measure and therefore cannot be compared to the measure from last year.

If applicable, provide the study citation to support performance gap for the measure (Optional) ?

e.g. Negative outcomes associated with depression make it crucial to screen in order to identify and treat depression in its early stages. While Primary Care Providers (PCPs) serve as the first line of defense in the detection of depression, studies show that PCPs fail to recognize up to 50% of depressed patients (Borner, 2010, p. 948)

If applicable, provide a Participation Plan if QCDR measure has low adoption by clinicians (Optional) ?

e.g. Negative outcomes associated with depression make it crucial to screen in order to identify and treat depression in its early stages. While Primary Care Providers (PCPs) serve as the first line of defense in the detection of depression, studies show that PCPs fail to recognize up to 50% of depressed patients (Borner, 2010, p. 948)

- **Please indicate applicable specialty/specialties\*** – Select 1 or more applicable specialties. Multiple specialties can be selected. If “Other” is selected, please enter free text in the “Other Specialties” text box that appears.





# Quality Payment PROGRAM

Please indicate applicable specialty/specialties\* <sup>?</sup>

OPTION SELECTED (0):

Select all that apply

- **Preferred measure published clinical category\*** – Please provide a preferred clinical or specialty category. If a preferred measure published clinical category isn't provided, 1 will be assigned to the measure by CMS. **Example:** Diabetes and Substance Use/Management.

Preferred measure published clinical category\* <sup>?</sup>

OPTION SELECTED (0):

- Admissions
- Age-related Hearing Loss
- Allergic Rhinitis
- Allergy
- Anesthesia Care

- **QCDR Notes** – Provide any additional notes that would assist in the review or clarification of the QCDR measure.

QCDR Notes (Optional) <sup>?</sup>

- **If existing measure with changes, please indicate what has changed to the existing measure. (Optional)** – Please provide information on what changes were made to the existing measure(s).

If existing measure with changes, please indicate what has changed to the existing measure. (Optional) <sup>?</sup>

## QCDR Measure Permission Checklist

If a QCDR has been granted permission to use a QCDR measure owned by another active and approved QCDR, the permission must be obtained prior to self-nominating the borrowed QCDR measure for each MIPS performance period. **It's expected that the ability to abstract the data according to the QCDR measure owner's specifications is a condition of self-nominating the QCDR measure. Withdrawal of a QCDR measure mid-performance period isn't acceptable and may lead to remedial action, up to and including termination.** The following is a QCDR measure permission checklist:

- Identify the QCDR measure(s) your QCDR will request permission to use.
- Contact the QCDR measure owner to request permission to use their QCDR measure(s).
- The QCDR Qualified Posting and QCDR Measure Specifications located on the [CMS QPP Resource Library](#) may be used to identify the appropriate point of contact.
- Obtain written permission from the QCDR measure owner to use their QCDR measure(s).
- Upload the documentation at the time of Self-Nomination for CMS reference. Please use the 'Documentation of Approval from other QCDR' section to upload your supporting documentation.
  - CMS doesn't provide agreement templates and defers to the QCDRs regarding the appropriate content to include in such an agreement.

## Submission of the Self-Nomination Form

1. Once the required fields of all tabs are completed, the Self-Nomination status will update to "Draft Complete". You won't be able to successfully submit a Self-Nomination form unless all the required fields, marked with a red asterisk (\*), of all tabs have been populated.
2. Once the form is filled out in its entirety and all edits are finalized, you'll need to click on the 'Submit For Review' button to save the entire Self-Nomination form and complete the submission process. The 'Submit For Review' button is located at the bottom of the left-side of the page under the Self-Nomination form tabs, as well as on the Self-Nomination landing page.

# Quality Payment PROGRAM

SUBMIT FOR REVIEW >

WITHDRAW

SELF-NOMINATION ID: 9

test1

Vendor ID: New Nomination Status Draft Complete EDIT WITHDRAW

SUBMIT FOR REVIEW >


3. You'll receive a confirmation email with your Self-Nomination number. Please save the email for future reference.
4. We recommend you print a copy of your approved Self-Nomination form for your records.



5. Add 'Watchers' to monitor the status of your Self-Nomination form. This feature allows intermediaries to create a list of users who should receive an email notification when comments are added.

## Modifying a Self-Nomination Form

To review or modify your Self-Nomination form, click 'EDIT' on the Self-Nomination landing page. **As a reminder, you won't be able to modify your submission after 8 p.m. ET on September 3, 2024.**

Intermediary ID: New | Nomination Status:  Draft In Progress (16% complete)




WITHDRAW

If you have any questions about the 2024 QPP Self-Nomination form, please contact the QPP Service Center by email at [QPP@cms.hhs.gov](mailto:QPP@cms.hhs.gov), by creating a [QPP Service Center ticket](#), or by phone at 1-866-288-8292 (Monday through Friday from 8 a.m. to 8 p.m. ET). People who are deaf or hard of hearing can dial 711 to be connected to a Telecommunications Relay Services (TRS) Communications Assistant.

## Withdrawing a Self-Nomination Form

If you want to withdraw an entire Self-Nomination form (that has already been submitted) from consideration to participate in MIPS as a QCDR or Qualified Registry, click on the '**Withdraw**' button. The 'Withdraw' button is on the Self-Nomination landing page or within the Self-Nomination form.

Intermediary ID: New | Nomination Status:  Draft In Progress (16% complete)

EDIT



# Quality Payment PROGRAM

SUBMIT FOR REVIEW >

WITHDRAW

REJECT

## Comments

### How to View/Add Comment

Please periodically monitor for comments posted, as there are instances where email notifications are delayed or blocked by your email.

1. Click on 'VIEW/ADD COMMENTS' to view, respond, or add a comment.

SELF-NOMINATION ID: 2078

VIEW/ADD COMMENTS

ACTIVITY LOG

Guides & Help ▾


2. Click 'ADD COMMENT'.

ADD COMMENT

3. Please make sure to indicate the correct subject in the 'Select Subject' dropdown that coordinates with the topic. For example, if you're submitting/responding to a comment on your Self-Nomination form, choose the 'Self-Nomination' category from the 'Select Subject' dropdown.


# Quality Payment PROGRAM


Select Subject\* 






General 

- General
- Self-Nomination**
- Qualified Posting
- QCDR Measure
- QCDR Measure Specification Posting


4. When you're ready to submit your comment, click 'Send'.


Select Subject\* 

Self-Nomination 

**B I U**     Normal 

test

 ATTACH FILES

 Manage Watchers (2)  Internal Only  **SEND**

5. Once a comment has been submitted, all 'watchers' will receive an email notification.

## New Comment Added

Kati Warren added a comment on QPP Self-Nomination ID: [REDACTED]  
(Qualified Registry)

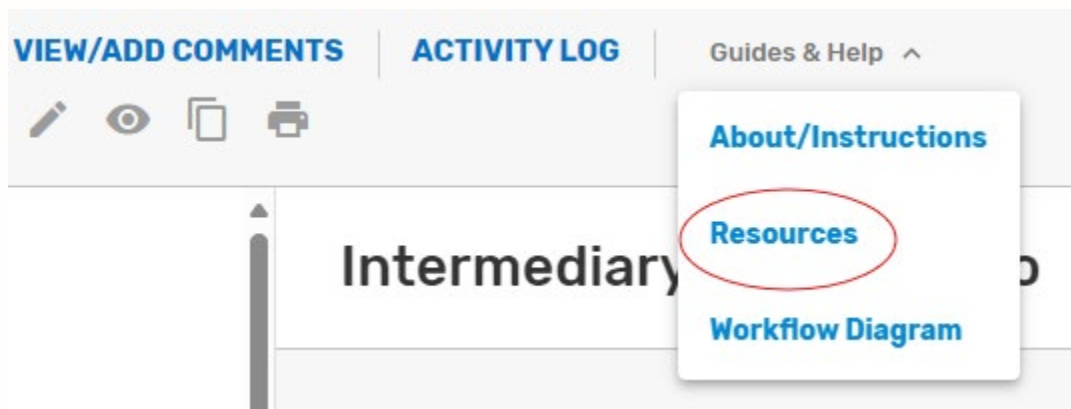
[VIEW COMMENT](#)



## Resources

### Help with Self-Nomination

- Refer to the [2025 QCDR Self-Nomination Fact Sheet \(PDF, 3MB\)](#) and [2025 Qualified Registry Self-Nomination Fact Sheet \(PDF, 3.4MB\)](#) located in the [2025 Self-Nomination Resources Toolkit \(ZIP, 10MB\)](#). In addition, lists with the criteria used to audit and validate data submitted in each of the MIPS performance categories will be available on the website.
- For assistance with completing the Self-Nomination form, the comment box may be used to ask questions about populating form fields or submitting additional information. Refer to the '[Comments](#)' section of the user guide for additional information.
- For additional assistance regarding Self-Nomination criteria, contact the QPP Service Center by email at [QPP@cms.hhs.gov](mailto:QPP@cms.hhs.gov), by creating a [QPP Service Center ticket](#), or by phone at 1-866-288-8292 (Monday through Friday from 8 a.m. to 8 p.m. ET). People who are deaf or hard of hearing can dial 711 to be connected to a Telecommunications Relay Services (TRS) Communications Assistant. **To avoid security violations, don't include personally identifiable information (PII) or protected health information (PHI), such as a Social Security number or TIN, in email inquiries to QPP.**



### Help with QCDR Measure Development

- [Blueprint content on the CMS Measures Management System \(MMS\) Hub](#) - Provides a standardized system for developing and maintaining the quality measures used in CMS' various quality initiatives and programs. This provides guidance to measure developers to help them produce high-caliber healthcare quality measures and also documents the core set of business processes and decision criteria when developing, implementing, and maintaining measures.
- [Measure Development Plan](#) – This is a focused framework to help CMS build and improve quality measures that MIPS eligible clinicians, groups, virtual groups, APM Entities,

# Quality Payment PROGRAM

voluntary participants, and/or opt-in participants could report under MIPS and as participants in APM Entities (collectively known as QPP).

- [QCDR Measure Development Handbook](#) - Provides guidance and suggestions to QCDR measure developers on QCDR measure structure, analytics, and types. It also includes a QCDR measure development checklist, resources for QCDR measure development and definitions used by CMS to communicate QCDR measure review decisions. The QCDR measure development handbook is found in the Self-Nomination form under 'Resources'.

## Version History Table

Date	Change Description
06/01/2024	Original Version
08/22/2024	Clarified QCDR Measure Feasibility section, updated PRA language

According to the Paperwork Reduction Act of 1995 (44 U.S.C. 3501 et seq.), no persons are required to respond to a collection of information unless it displays a valid OMB control number. The valid OMB control number for this information collection is 0938-1314 (Expiration date: 2/28/2027). This information collection is the tool on how to self-nominate for the 2025 performance period of the Merit-based Incentive Payment System (MIPS) program. The time required to complete this information collection varies per response, including the time to review instructions, search existing data resources, gather the data needed, to review and complete the information collection. This information collection is required (Medicare Access and CHIP Reauthorization Act of 2015 (MACRA) (Pub. L. 114-10, April 16, 2015)) and all information collected will be kept private in accordance with regulations at 45 CFR 155.260, Privacy and Security of Personally Identifiable Information. Pursuant to this regulation, CMS may only use or disclose personally identifiable information to the extent that such information is necessary to carry out their statutory and regulatory mandated functions. If you have comments concerning the accuracy of the time estimate(s) or suggestions for improving this form, please write to: CMS, 7500 Security Boulevard, Attn: PRA Reports Clearance Officer, Mail Stop C4-26-05, Baltimore, MD 21244-1850. If you have questions or concerns regarding where to submit your documents, please contact QPP at [gpp@cms.hhs.gov](mailto:gpp@cms.hhs.gov).

Under the Privacy Act of 1974 (5 U.S.C. 552a) any personally identifying information obtained will be kept private to the extent of the law.

