



Securing today
and tomorrow

Upload Documents (eSubmit)

Webform Application

Screen Package

May 11, 2023

Table of Contents

TED homepage display after SSA technician log in4

Technician Experience: Initiating an Upload Documents (eSubmit) Request6

Sample Email Template 12

Authentication 13

Authentication – 2 Factor Authentication 14

Terms of Service..... 16

Privacy Act Statement 17

Upload Non-Signature Form 20

Upload a Form Requiring a Signature 27

Upload Evidence 33

Open Request Page 39

Past Requests 40

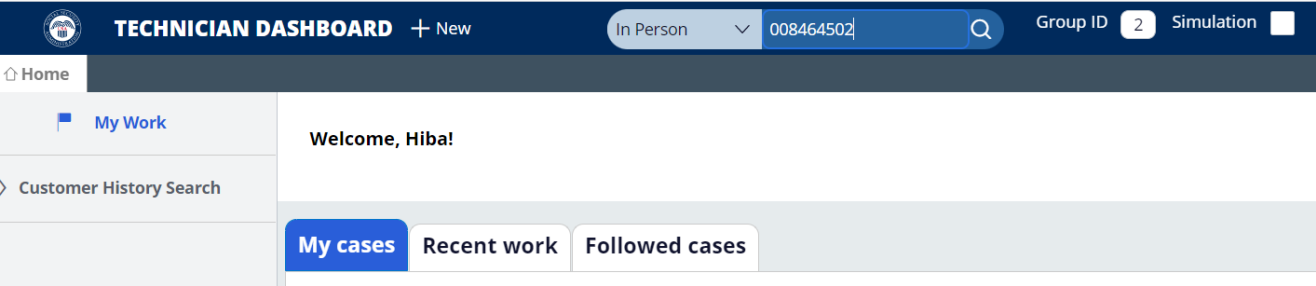
Past Requests – Status Definitions 41

TED homepage display after SSA technician log in

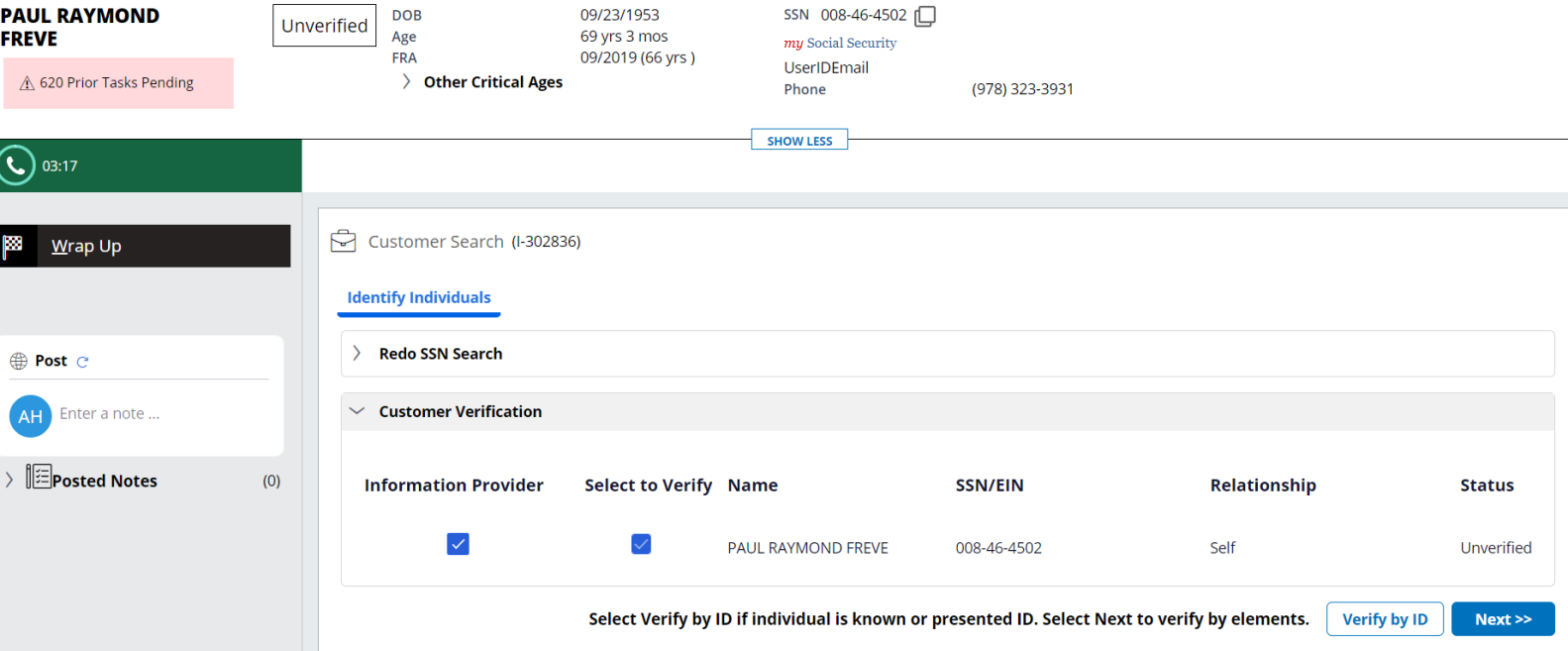
The screenshot displays the TED homepage for a user named Hiba Amrani. The interface includes a navigation sidebar on the left with options for 'Home', 'My Work', and 'Customer History Search'. The main content area features a 'Welcome, Hiba!' message and user details: 'User PIN: 7AP', 'Office code: 7AP', and 'Last login: 01/09/23 08:22 AM EST'. Below this, there are three tabs: 'My cases', 'Recent work', and 'Followed cases'. The 'My cases' tab is active, showing a table of cases with columns for Actions, ID, SSN, Name of Customer, Description, Channel, Age, and Notes. The table lists six cases, all for customer PAUL RAYMOND FREVE, with various document upload and direct deposit actions.

Actions	ID	SSN	Name of Customer	Description	Channel	Age	Notes
↔	UD-17131	008-46-4502	PAUL RAYMOND FREVE	Upload Documents	In Person	1 h 9 m	
↔	UD-17045	008-46-4502	PAUL RAYMOND FREVE	Upload Documents	In Person	5 d 6 h	
↔	UD-16129	008-46-4502	PAUL RAYMOND FREVE	Upload Documents	In Person	24 d 2 h	
↔	UD-14039	008-46-4502	PAUL RAYMOND FREVE	Upload Documents	In Person	1 mo 5 d	
↔	UD-13017	008-46-4502	PAUL RAYMOND FREVE	Upload Documents	In Person	1 mo 8 d	
↔	DD-146006	008-46-4502	PAUL RAYMOND FREVE	Direct Deposit	In Person	1 mo 8 d	

Verify customer



User selects corresponding interaction and enters customer's SSN.



User selects **Verify by ID** to verify customer.

Technician Experience: Initiating an Upload Documents (eSubmit) Request

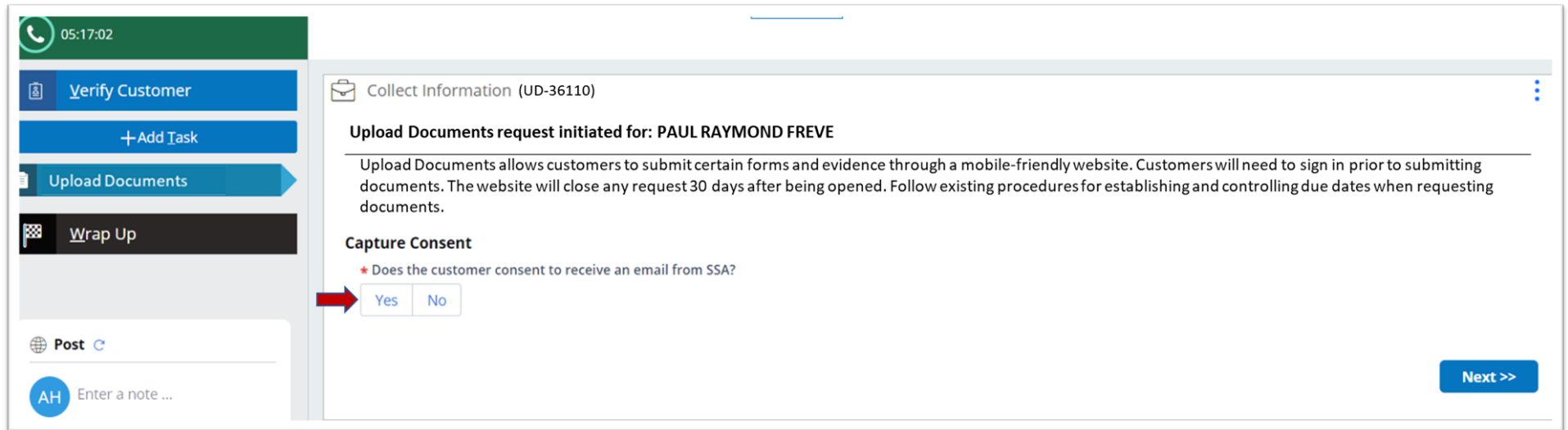
The screenshot displays a 'TECHNICIAN DASHBOARD' for a customer named PAUL RAYMOND FREVE. The dashboard includes a navigation bar with 'Home', 'ES-17045', and 'PAUL R FREVE:4502'. The customer's profile shows a 'Verified' status, DOB of 09/23/1953, and SSN 008-46-4502. A notification at 05:03:51 says 'Thank you PAUL RAYMOND FREVE. I have your account details now.' Below this, there are buttons for 'Verify Customer' and '+ Add Task'. The '+ Add Task' button is highlighted, and a modal window is open showing a list of tasks. The 'Upload Documents' task is selected. The modal also shows a search bar for actions and a table with columns for Message Type and Remarks.

General	Taxation of Benefits	Medicare	Online Services
Accommodations	Tax Withholding	Medicare Card	Account Registration
Benefit Verification	Replace 1099		Upload Documents
Direct Deposit	Correct 1099		

Message Type	Remarks
Voice, Text	None
Mailing (MBR) LTO NATL PIKE VILLE, MD 21228-3904 06/17/2021	Title 16 Mailing (SSR) None

On the left navigation panel, user selects **+Add Task** to display the available tasks.

Technician Experience: Initiating an Upload Documents (eSubmit) Request



Collect Information displays to the user and consent to receive an email is captured.

Technician Experience: Initiating an Upload Documents (eSubmit) Request

Collect Information (UD-36110)

Upload Documents request initiated for: PAUL RAYMOND FREVE

Upload Documents allows customers to submit certain forms and evidence through a mobile-friendly website. Customers will need to sign in prior to submitting documents. The website will close any request 30 days after being opened. Follow existing procedures for establishing and controlling due dates when requesting documents.

Capture Consent

Does the customer consent to receive an email from SSA?

Yes No

Collect Email Address

Enter a valid email address

Confirm email address

Select Forms and Evidence

Search... Clear Search Deselect All Display Selected 1 2 3 4 5 6 7 >

Select	Name	Type
<input type="checkbox"/>	3368-Disability Report - Adult	Form
<input type="checkbox"/>	3369-Work History Report	Form
<input type="checkbox"/>	3373-Function Report - Adult	Form
<input type="checkbox"/>	3441-Disability Report-Appeal	Form
<input type="checkbox"/>	561-Request For Reconsideration	Form
<input type="checkbox"/>	HA-4631-Claimant's Recent Medical Treatment	Form
<input type="checkbox"/>	HA-4632-Claimant's Medications	Form
<input type="checkbox"/>	HA-4633-Claimant's Work Background	Form
<input type="checkbox"/>	HA-501-Request For Hearing By Administrative Law Judge	Form
<input type="checkbox"/>	HA-520-Request For Review Of Hearing Decision/Order	Form

[Next >>](#)

When **Yes** is selected, **Collect Email Address** and **Select Forms and Evidence** displays. User can select the previously used email address (if available) or enters the email address and selects at least one form or evidence type to advance.

Technician Experience: Initiating an Upload Documents (eSubmit) Request

Collect information {UD-36110}

Upload Documents request initiated for: PAUL RAYMOND FREVE

Upload Documents allows customers to submit certain forms and evidence through a mobile-friendly website. Customers will need to sign in prior to submitting documents. The website will close any request 30 days after being opened. Follow existing procedures for establishing and controlling due dates when requesting documents.

Capture Consent

Does the customer consent to receive an email from SSA?

Collect Email Address

Enter a valid email address

Confirm email address

Select Forms and Evidence

Search... 1 2 3 4 5 6 7 >

Select	Name	Type
<input checked="" type="checkbox"/>	3368-Disability Report - Adult	Form
<input type="checkbox"/>	3369-Work History Report	Form
<input type="checkbox"/>	3373-Function Report - Adult	Form
<input type="checkbox"/>	3441-Disability Report-Appeal	Form
<input type="checkbox"/>	561-Request For Reconsideration	Form
<input type="checkbox"/>	HA-4631-Claimant's Recent Medical Treatment	Form
<input type="checkbox"/>	HA-4632-Claimant's Medications	Form
<input type="checkbox"/>	HA-4633-Claimant's Work Background	Form
<input type="checkbox"/>	HA-501-Request For Hearing By Administrative Law Judge	Form
<input type="checkbox"/>	HA-520-Request For Review Of Hearing Decision/Order	Form



Selected forms and evidence

Forms	Action
3368-Disability Report - Adult	<input type="button" value="X"/>



Any selected documents will display under Selected forms and evidence. User selects Next to advance.

Technician Experience: Initiating an Upload Documents (eSubmit) Request

 Review Selection (UD-36110) 

Upload Documents request initiated for: PAUL RAYMOND FREVE

Request Date	Email Address	Consent
01/09/2023	abc@test.com	Granted


Requested Forms and Evidence

Forms	Evidence
3368-Disability Report - Adult	Bank Document


[<< Back](#) [Submit](#)

The user reviews the Upload Documents request. The user can return to the previous page by selecting Back or advance after reviewing the information by selecting Submit.

Technician Experience: Initiating an Upload Documents (eSubmit) Request

 Request (UD-36110)

Upload Documents request initiated for: PAUL RAYMOND FREVE

 Upload Documents request created. Email sent to customer.

The possible statuses for a document are: **Documents received through Upload Documents**, **Submission Failed**, or **Expired**. Review work and select close to continue.

Request Date	Email Address	Consent	Expiration Date
04/14/2023	abc@test.com	Granted	05/14/2023

Requested Documents

Forms and Evidence	Status	Received Date	Documents Received
3368-Disability Report - Adult	Waiting for customer submission	--	--

> Case history






[Close](#)

The status of the requested documents displays as **Waiting for customer submission**. User selects **Close** to close task.

Sample Email Template

SSA Instructions for Document Submission

 no-reply@ssa.gov
To
Retention Policy Delete_7_Year_Default (7 years)

 Reply  Reply All  Forward  

Wed 5/10/2023 12:54 PM

Expires 5/8/2030

Dear Customer:

During our recent conversation, you agreed to receive an email about our electronic option for submitting documents. This email will provide the information you need to Upload Documents on the Social Security Administration's website.

What You Need to Do

Select the link below to access the sign in screen to upload your document(s). After you sign in, you will find a description of the requested document(s) and instructions explaining how to complete the submission process. Please refer to the paper notice for the official due date.

Upload Documents: https://ssaexttest.servicenowservices.com/esubmit?id=csp_dashboard

For your security, you will need to sign in prior to submitting documents. You can sign in with an account you previously created or register for a new account if you do not have one.

For more information about online security and protection, please visit <https://www.ssa.gov/myaccount/security.html>


What to Do if You Have Trouble Uploading Your Documents

If you cannot submit your documents electronically, please follow the instructions in the paper notice we are sending you. If you have not received the paper notice, please allow 5-7 business days for mailing.

If you did not make this request, call us toll-free at 1-800-772-1213. We can answer specific questions from 8 a.m. to 7 p.m., Monday through Friday. If you are deaf or hard of hearing, you may call our TTY number, 1-800-325-0778.

Please do not reply to this automatically generated message.

Authentication

 Social Security

Sign In

Accounts created **before** September 18, 2021 should enter a Username and Password.

Username

[Forgot Username?](#)

Password

[Forgot Password?](#)

[Sign in](#)

[Sign in with !\[\]\(37a431eb85c25d6ebe9a13bc12f426c1_img.jpg\) LOGIN.GOV](#)

[Sign in with !\[\]\(120437690de5f94f9cac34b02e927b37_img.jpg\) ID.me](#)

[Learn more](#)

[Create an account](#)

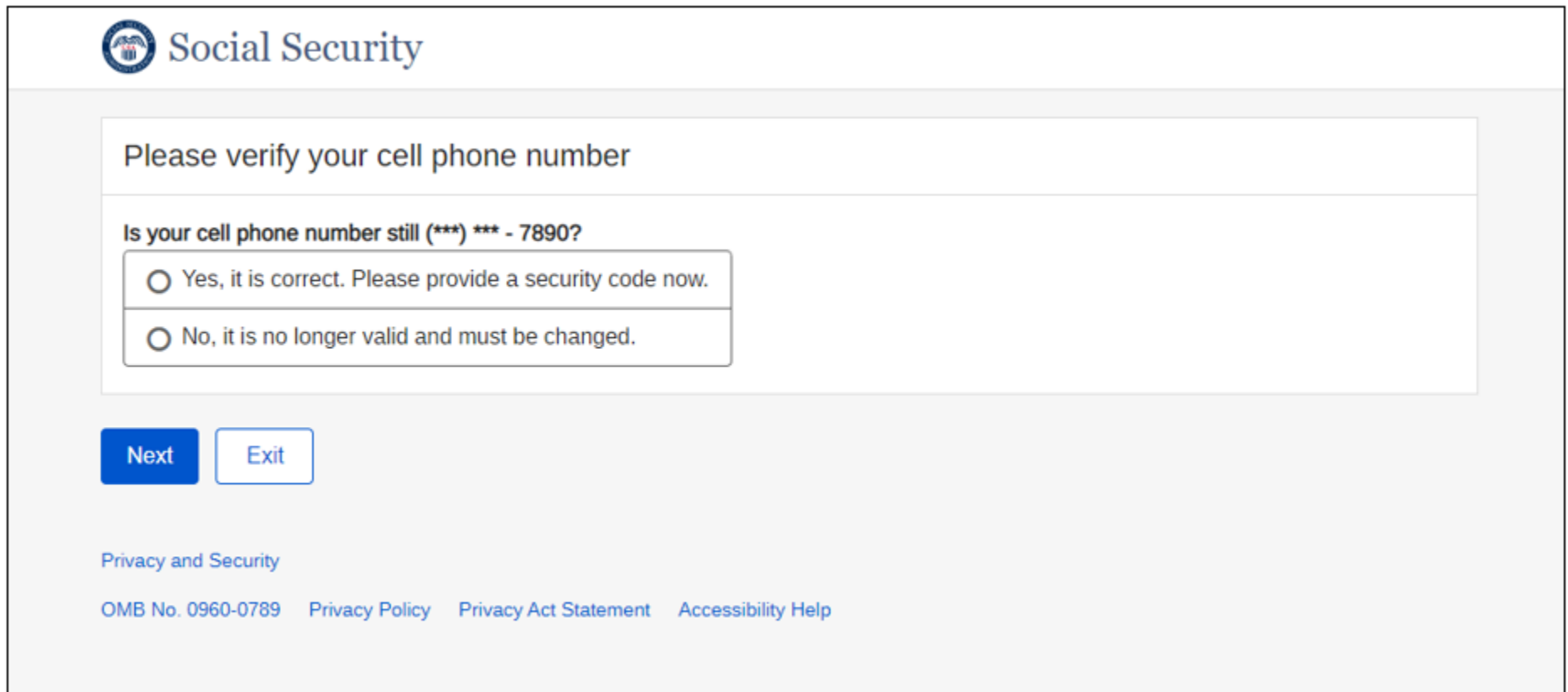
[Use an activation code](#)

Are you now, or have you ever been a victim of domestic violence? Identity theft? Do you have other concerns?

You can [contact us](#) to block electronic access to your information at any time, for any reason.

User is brought to the user login screen. User enters username and password for ROME legacy login and selects the “Sign In” button.

Authentication – 2 Factor Authentication



The screenshot shows a Social Security authentication screen. At the top left is the Social Security logo. The main heading is "Please verify your cell phone number". Below this is a question: "Is your cell phone number still (***) *** - 7890?". There are two radio button options: "Yes, it is correct. Please provide a security code now." and "No, it is no longer valid and must be changed.". At the bottom left are two buttons: "Next" (blue) and "Exit" (white with blue border). At the bottom of the screen are links for "Privacy and Security", "OMB No. 0960-0789", "Privacy Policy", "Privacy Act Statement", and "Accessibility Help".

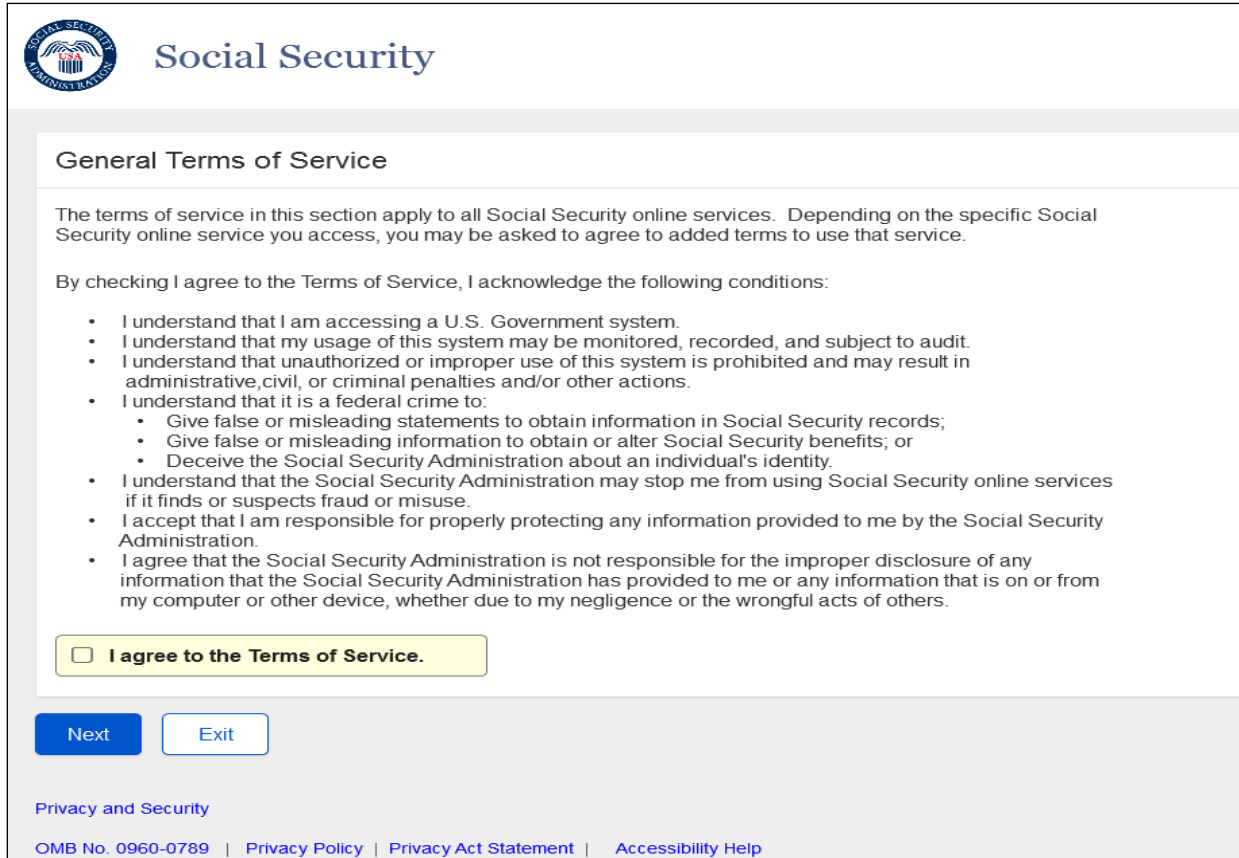
User is brought to a screen where they verify their cell phone number and then select the radio button for “Yes, it is correct. Please provide a security code now.”


Authentication – 2 Factor Authentication - Continuation

The screenshot shows the Social Security Administration's 2-Factor Authentication continuation screen. At the top left is the Social Security logo. A light blue information box contains a message: "We sent a text message to (***) *** - 7890. Please allow up to 2 minutes for the security code to arrive. The security code will expire 10 minutes from the time of your request." Below this is a white box with the heading "Please enter your security code". Inside this box is a link "Having trouble?" and a text input field with the prompt "Enter the security code you just received." Below the input field are three buttons: "Submit Security Code" (blue), "Previous" (white), and "Exit" (white). At the bottom left, there is a link for "Privacy and Security" and a row of links: "OMB No. 0960-0789", "Privacy Policy", "Privacy Act Statement", and "Accessibility Help".

User enters the security code received and selects the “Submit Security Code” button.

Terms of Service



 **Social Security**

General Terms of Service

The terms of service in this section apply to all Social Security online services. Depending on the specific Social Security online service you access, you may be asked to agree to added terms to use that service.

By checking I agree to the Terms of Service, I acknowledge the following conditions:

- I understand that I am accessing a U.S. Government system.
- I understand that my usage of this system may be monitored, recorded, and subject to audit.
- I understand that unauthorized or improper use of this system is prohibited and may result in administrative, civil, or criminal penalties and/or other actions.
- I understand that it is a federal crime to:
 - Give false or misleading statements to obtain information in Social Security records;
 - Give false or misleading information to obtain or alter Social Security benefits; or
 - Deceive the Social Security Administration about an individual's identity.
- I understand that the Social Security Administration may stop me from using Social Security online services if it finds or suspects fraud or misuse.
- I accept that I am responsible for properly protecting any information provided to me by the Social Security Administration.
- I agree that the Social Security Administration is not responsible for the improper disclosure of any information that the Social Security Administration has provided to me or any information that is on or from my computer or other device, whether due to my negligence or the wrongful acts of others.

I agree to the Terms of Service.

[Next](#) [Exit](#)

[Privacy and Security](#)

[OMB No. 0960-0789](#) | [Privacy Policy](#) | [Privacy Act Statement](#) | [Accessibility Help](#)

User selects “I agree to the Terms of Service” checkbox and selects the “Next” Button.

Privacy Act Statement

An official website of the United States government [Here's how you know](#) ▼

 **Social Security** Sign out

Privacy Act Statement

Collection and Use of Personal Information

i Section 205(a) of the Social Security Act, as amended, and Executive Order 14058, allow us to collect your information, which we will use to process the forms and/or evidence submitted. Providing your information is voluntary, but not providing all or part of the information may prevent us from assisting you with the request. As law permits, we may use and share the information you submit including with other Federal agencies, our contractors, and others, as necessary, as outlined in the routine uses within System of Records Notices (SORN) 60-0089, Claims Folders System; 60-0320, Electronic Disability (eDIB) Claim File; and 60-0373, Repository of Electronic Authentication Data Master File; available at www.ssa.gov/privacy. The information you submit may also be used in computer matching programs to establish or verify eligibility for Federal benefit programs and to recoup debts under these programs.

Next

Previous

OMB XXXX-XXXX

[Paperwork Reduction Act](#)

[FAQ](#)




SSA.gov

An official website of the Social Security Administration

[Accessibility support](#)


[FOIA requests](#)

[Office of the Inspector General](#) 

[Privacy policy](#)

[No FEAR Act data](#)

[Performance reports](#)

Looking for U.S. government information and services? [Visit USA.gov](#) 

The user reviews the Privacy Act Statement and selects the “Next” button.

Information Required for Identity-Proofing and Authentication

An official website of the United States government [Here's how you know](#)

 Social Security Sign out

Identity-Proofing and Authentication

The information shown below cannot be changed here. If changes are needed, you must [contact us](#).

Name

John Doe

Date of Birth

05/22/1965

Social Security Number (SSN)

***-**-9999

Address

626 Hickory Drive
Baltimore MD, 21211

Email Address

jdoh1965@email.com

Phone Number

410-332-0041

OMB XXXX-XXXX [Paperwork Reduction Act](#) [FAQ](#)

 SSA.gov
An official website of the Social Security Administration

[Accessibility support](#) [FOIA requests](#) [Office of the Inspector General](#) 

[Privacy policy](#) [No FEAR Act data](#) [Performance reports](#)

Looking for U.S. government information and services? [Visit USA.gov](#) 

The user verifies their identity information to ensure it is correct. The information includes Name, Date of birth, Social Security Number, Address, Email Address, and Phone Number. The user selects the “Next” button to continue to the Form and Evidence Upload page.

Form and Evidence Upload Documents (eSubmit)

An official website of the United States government [Here's how you know](#)

Social Security Sign out

Upload Documents

Open Requests 3 Past Requests

i Electronic submission is only available within 30 days from the request date(s) shown below. Please refer to the paper notice you have or will receive for other important information, including deadlines.

SSA-3369 Work History Report	Request Date 01/02/2023	Start
SSA-521 Request for Withdrawal of Application	Request Date 01/02/2023	Start
Workers' Compensation Documentation	Request Date 01/02/2023	Start

OMB XXXX-XXXX [Paperwork Reduction Act](#) [FAQ](#)

SSA.gov
An official website of the Social Security Administration

[Accessibility support](#) [FOIA requests](#) [Office of the Inspector General](#)

[Privacy policy](#) [No FEAR Act data](#) [Performance reports](#)

Looking for U.S. government information and services? [Visit USA.gov](#)

On the Upload Documents (eSubmit) screen, the user can review their open requests and past requests. Selecting the “Start” button on any open request will begin the upload process.

NOTE: The user will be provided with the number of open requests in the form of an indicator (red circle) letting them know how many requests they have. The user may select the past requests tab to view previous requests.

Upload Non-Signature Form

An official website of the United States government. [Here's how you know](#)

 **Social Security** Sign out

Upload Documents

i Electronic submission is only available within 30 days from the request date(s) shown below. Please refer to the paper notice you have or will receive for other important information, including deadlines.

Prepare and Upload	SSA-3369 Work History Report Request Date 01/02/2023
Review and Submit	* Indicates required information
Confirmation	1. Prepare Complete the following form and save it to your device. SSA-3369 Work History Report
	* 2. Upload Acceptable file criteria Choose and upload the completed form.
	Drag files here or choose files
	Next Back to Requests

OMB XXXX-XXXX [Paperwork Reduction Act](#) [FAQ](#)

 **SSA.gov**
An official website of the Social Security Administration

[Accessibility support](#) [FOIA requests](#) [Office of the Inspector General](#)

[Privacy policy](#) [No FEAR Act data](#) [Performance reports](#)

Looking for U.S. government information and services? [Visit USA.gov](#)

The side navigation shows the user is performing the Prepare and Upload function. The user can drag and drop their completed form onto the card or select the “choose files” link to browse for the completed form on their phone, tablet, or PC.

Acceptable File Criteria to Upload Documents

Acceptable File Criteria

File Size
Each file cannot exceed 25MB.

File Format
Documents cannot be encrypted. Scanned images and photographs are acceptable provided they are legible. Documents must be in one of the following formats:

- BMP
- DOC
- DOCX
- GIF
- JPEG
- JPG
- PDF
- PNG
- TIF
- TIFF
- XLS
- XLSX

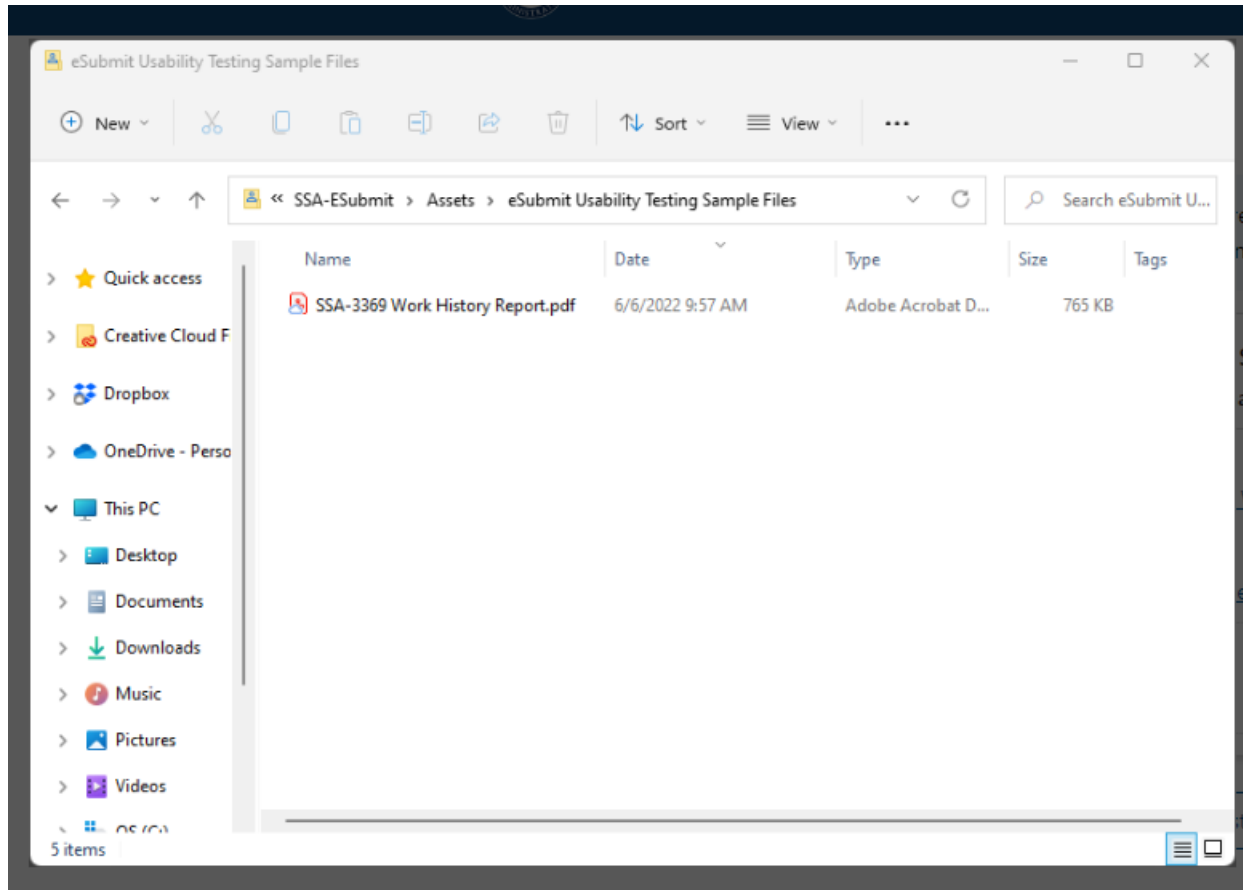
File Name
File names cannot exceed 25 characters. File names cannot include the following special characters:
/ \ : * ? " < > |

How do I upload a document that's larger than 25MB?
If your document is larger than 25MB, here are some suggestions:

- Read [Adobe's tutorial](#) on how to reduce PDF file size.
- Print your document, scan it (if you have a personal scanner) and save it as a smaller size.
- Use a smaller image format. Different image formats have varying sizes - JPEG files typically are the largest and PNG files are the smallest.
- Take your document to an office supply store (e.g., Staples, FedEx Office, Kinkos, etc.) and ask them to shrink the document size for you and save it to a disk or flash drive. Make sure you tell the office tech the document cannot exceed 25MB.

The user can review the acceptable file types for uploading.


Select the completed form from device (e.g., phone, tablet, or PC)



The user selects their completed form from their device.


Upload Form

An official website of the United States government [Here's how you know](#)

 **Social Security** Sign out

Upload Documents

i Electronic submission is only available within 30 days from the request date(s) shown below. Please refer to the paper notice you have or will receive for other important information, including deadlines.

Prepare and Upload	SSA-3369 Work History Report Request Date 01/02/2023
Review and Submit	* Indicates required information
Confirmation	1. Prepare Complete the following form and save it to your device. SSA-3369 Work History Report
	* 2. Upload Acceptable file criteria Choose and upload the completed form.
	Drag files here or choose files
	 SSA-3369 Work History Report.pdf ✓ 🗑️ 6.625 KB

[Next](#) [Back to Requests](#)


The user successfully uploaded the file from their personal device, indicated by the green checkmark. They can select the “Next” button to continue.

Review and Submit Submission

An official website of the United States government [Here's how you know](#)  Social Security [Sign out](#)

Upload Documents

i Electronic submission is only available within 30 days from the request date(s) shown below. Please refer to the paper notice you have or will receive for other important information, including deadlines.


-  Prepare and Upload
- Review and Submit**
- Confirmation

Review and Submit

***Indicates required information**

Please review the information, including the date and document file name(s), to verify you have uploaded the correct document(s) before submitting. You will not be able to preview your uploaded document(s) prior to submitting.

SSA-3369 Work History Report

 **Document(s) Uploaded** [Edit](#)

Document Name 1: **SSA-3369 Work History Report.pdf**

Authentication Information

First Name: **John**
 Last Name: **Doe**
 Social Security Number (SSN): *****-**-9999**
 Date of Birth: **05/22/1965**
 Address: **626 Hickory Drive, Baltimore MD, 21211**
 Phone Number: **410-332-0041**

Today's Date

01/22/2023

[Submit](#) [Previous](#) [Back to Requests](#)

OMB XXXX-XXXX [Paperwork Reduction Act](#) [FAQ](#)

 SSA.gov
An official website of the Social Security Administration

[Accessibility support](#) [EOIA requests](#) [Office of the Inspector General](#) 

[Privacy policy](#) [No FEAR Act data](#) [Performance reports](#)

Looking for U.S. government information and services? [Visit USA.gov](#) 


The side navigation now reflects the user is on the review and submit page. The user is prompted to review the information and uploaded file(s) prior to submitting. After completing their review, they select the “Submit” button to complete their submission.

Successful Submission Confirmation

 An official website of the United States government [Here's how you know](#) ▼

 **Social Security** Sign out

Upload Documents Confirmation

 **We have received your document(s).**
▼ Confirmation Details

[Start Next Request](#) [Back to Requests](#)

OMB XXXX-XXXX [Paperwork Reduction Act](#) [FAQ](#)

 SSA.gov
An official website of the Social Security Administration

[Accessibility support](#) [FOIA requests](#) [Office of the Inspector General](#) 

[Privacy policy](#) [No FEAR Act data](#) [Performance reports](#)

Looking for U.S. government information and services? [Visit USA.gov](#) 

Once the user has successfully submitted their form, the user will be presented with a confirmation page indicating successful submission.

Successful Submission Confirmation Details

An official website of the United States government [Here's how you know](#)

Social Security Sign out

Upload Documents Confirmation

We have received your document(s).

[Confirmation Details](#)

Submission Confirmation [Print this page](#)

You can print or save details below for your records.

SSA-3369 Work History Report

Documents Submitted

Document Name 1: **SSA-3369 Work History Report.pdf**

Authentication Information

First Name: **John**
Last Name: **Doe**
Social Security Number (SSN): *****-**-9999**
Date of Birth: **05/22/1965**
Address: **626 Hickory Drive, Baltimore MD, 21211**
Phone Number: **410-332-0041**

Date

Date/Time Received: **01/22/2023 10:44 PM EST**

[Start Next Request](#) [Back to Requests](#)

OMB XXXX-XXXX [Paperwork Reduction Act](#) [FAQ](#)

SSA.gov
An official website of the Social Security Administration

[Accessibility support](#) [FOIA requests](#) [Office of the Inspector General](#)
[Privacy policy](#) [No FEAR Act data](#) [Performance reports](#)

The user may select the confirmation details link to view additional details about their submission and print for their records.

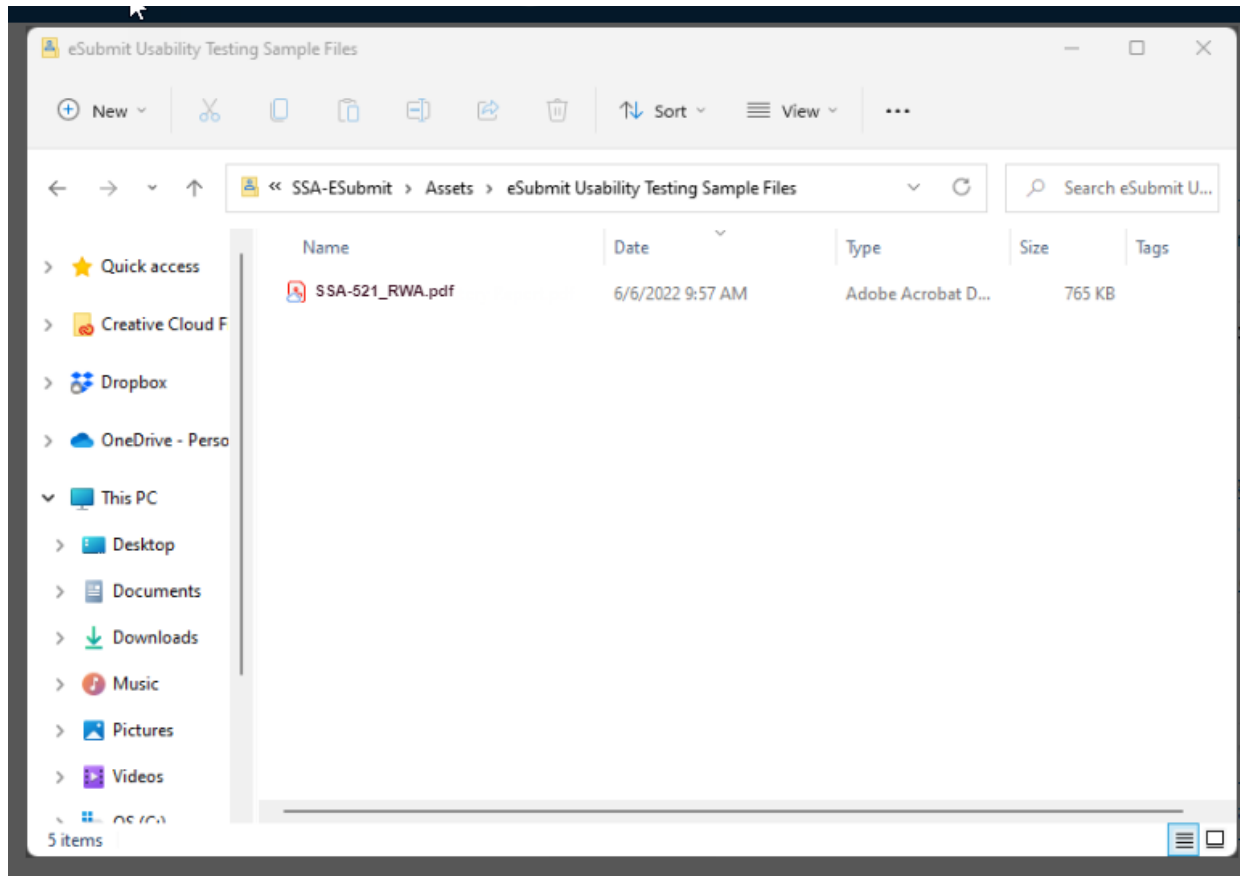
If the user has additional requests, they can select the “Start Next Request” button to start the next request.

Upload a Form Requiring a Signature

The screenshot shows the Social Security Administration's website interface. At the top, there is a header with the Social Security logo and a 'Sign out' button. Below the header, the main heading is 'Upload Documents'. A light blue information banner states: 'Electronic submission is only available within 30 days from the request date(s) shown below. Please refer to the paper notice you have or will receive for other important information, including deadlines.' On the left, a vertical navigation menu has three items: 'Prepare and Upload' (highlighted), 'Review and Submit', and 'Confirmation'. The main content area is titled 'SSA-521 Request for Withdrawal of Application' with a 'Request Date' of '01/02/2023'. A red asterisk indicates required information. The instructions are: '1. Prepare: Complete the following form and save it to your device. SSA-521 Request for Withdrawal of Application'. '2. Upload: Acceptable file criteria. Choose and upload the completed form.' Below the instructions is a large rectangular area with the text 'Drag files here or choose files'. At the bottom of the main content area are two buttons: 'Next' and 'Back to Requests'. The footer contains the OMB number, Paperwork Reduction Act link, and FAQ link, followed by the SSA.gov logo and 'An official website of the Social Security Administration'. It also lists links for Accessibility support, FOIA requests, Office of the Inspector General, Privacy policy, No FEAR Act data, and Performance reports, and a link to visit USA.gov.

The side navigation shows the user is performing the Prepare and Upload function. The user can drag and drop their completed form onto the card or select the “choose files” link to browse for the completed form on their phone, tablet, or PC.

Select the completed form from device



The user selects their completed form from their device.

Upload Form Requiring a Signature

An official website of the United States government [Here's how you know](#) ▼

Social Security Sign out

Upload Documents

i Electronic submission is only available within 30 days from the request date(s) shown below. Please refer to the paper notice you have or will receive for other important information, including deadlines.

- Prepare and Upload
- Review and Submit
- Confirmation

SSA-521 Request for Withdrawal of Application

Request Date: **01/02/2023**

* Indicates required information

1. Prepare
Complete the following form and save it to your device.
[SSA-521 Request for Withdrawal of Application](#)

*** 2. Upload** [Acceptable file criteria](#)
Choose and upload the completed form.

Drag files here or [choose files](#)

SSA-521_RWA.pdf
765 KB ✓

Next Back to Requests

OMB XXXX-XXXX [Paperwork Reduction Act](#) [FAQ](#)

SSA.gov
An official website of the Social Security Administration

[Accessibility support](#) [FOIA requests](#) [Office of the Inspector General](#)

[Privacy policy](#) [No FEAR Act data](#) [Performance reports](#)

Looking for U.S. government information and services? [Visit USA.gov](#)

The user successfully uploaded the file from their personal device, indicated by the green checkmark. They can select the “Next” button to continue.

Review and Submit Submission

An official website of the United States government [Here's how you know](#)

 Social Security Sign out

Upload Documents

i Electronic submission is only available within 30 days from the request date(s) shown below. Please refer to the paper notice you have or will receive for other important information, including deadlines.

- Prepare and Upload
- Review and Submit**
- Confirmation

Review and Submit

* Indicates required information

Please review the information, including the date and document file name(s), to verify you have uploaded the correct document(s) before signing and submitting. You will not be able to preview your uploaded document(s) prior to submitting.

SSA-521 Request for Withdrawal of Application

Document(s) Uploaded Edit

Document Name 1: SSA-521_RWA.pdf

Authentication Information

First Name: John
Last Name: Doe
Social Security Number (SSN): ***-**-9999
Date of Birth: 05/22/1965
Address: 626 Hickory Drive, Baltimore MD, 21211
Phone Number: 410-332-0041

Electronic Signature


* I reviewed the document name(s) listed above and confirmed that I uploaded the document version(s) I intend to sign. By checking this box, I am certifying that I am the authenticated person named above and I am applying my electronic signature to the uploaded document(s) listed above. I agree that my electronic signature has the same meaning, legal effect, and validity as my handwritten signature.

Today's Date
01/22/2023

Submit Previous Back to Requests

The side navigation now reflects the user is on the Review and Submit page. The user is prompted to review the document name(s) of the uploaded file(s) and confirm that they have uploaded the correct version they intend to sign; review the authentication information displayed to ensure they are the authenticated individual named; and apply their electronic signature to the uploaded document by checking the box. After applying their electronic signature, the user can select the "Submit" button to complete their submission.



OMB XXXX-XXXX [Paperwork Reduction Act](#) [FAQ](#)


 SSA.gov
An official website of the Social Security Administration

[Accessibility support](#) [FOIA requests](#) [Office of the Inspector General](#)
[Privacy policy](#) [No FEAR Act data](#) [Performance reports](#)


Looking for U.S. government information and services? [Visit USA.gov](#)

Successful Submission Confirmation

 An official website of the United States government [Here's how you know](#) 

 **Social Security** Sign out

Upload Documents Confirmation

 **We have received your document(s).**
[Confirmation Details](#)

[Start Next Request](#) [Back to Requests](#)

OMB XXXX-XXXX [Paperwork Reduction Act](#) [FAQ](#)

 SSA.gov
An official website of the Social Security Administration

[Accessibility support](#) [FOIA requests](#) [Office of the Inspector General](#) 

[Privacy policy](#) [No FEAR Act data](#) [Performance reports](#)

Looking for U.S. government information and services? [Visit USA.gov](#) 

Once the user has successfully submitted their completed and signed form, the user will be presented with a confirmation page indicating they have successfully submitted their signed form.

Successful Submission Confirmation Details

An official website of the United States government [Start a new session](#)

Social Security [Sign out](#)

Upload Documents Confirmation

We have received your document(s).

[Confirmation Details](#)

Submission Confirmation [Print this page](#)

You can print or save details below for your records.

SSA-521 Request for Withdrawal of Application

Documents Submitted

Document Name 1: **SSA-521_RWA.pdf**

Authentication Information

First Name: **John**
Last Name: **Doe**
Social Security Number (SSN): *****-**-9999**
Date of Birth: **05/22/1965**
Address: **626 Hickory Drive, Baltimore MD, 21211**
Phone Number: **410-332-0041**

Electronic Signature

Username: **someone334**
Signature: **John Doe**
IP Address: **123.45.333**

Date

Date/Time Received: **01/22/2023 10:44 PM EST**

[Start Next Request](#) [Back to Requests](#)

OMB XXXX-XXXX [Paperwork Reduction Act](#) [FAQ](#)

SSA.gov
An official website of the Social Security Administration

[Accessibility support](#) [EQUA requests](#) [Office of the Inspector General](#)

[Privacy policy](#) [No FEAR Act data](#) [Performance reports](#)

Looking for U.S. government information and services? [Visit USA.gov](#)


The user may select the confirmation details link to view additional details about their submission and electronic signature, with the ability to print the information for their records. If the user has additional requests, they can select the “Start Next Request” button to start the next request.


Upload Evidence

An official website of the United States government [Here's how you know](#) 

 Social Security Sign out

Upload Documents

 Electronic submission is only available within 30 days from the request date(s) shown below. Please refer to the paper notice you have or will receive for other important information, including deadlines.

<p>Upload</p> <hr/> <p>Review and Submit</p> <hr/> <p>Confirmation</p>	<p>Workers' Compensation Documentation Request Date 01/02/2023</p> <p>*Indicates required information</p> <p>Instructions Upload the evidence requested by SSA.</p> <p>* File Upload  Acceptable file criteria</p> <div style="border: 1px dashed gray; padding: 10px; text-align: center;">Drag files here or choose files</div> <p style="text-align: center;">Next Back to Requests</p>
--	---

OMB XXXX-XXXX [Paperwork Reduction Act](#) [FAQ](#)

 SSA.gov
An official website of the Social Security Administration

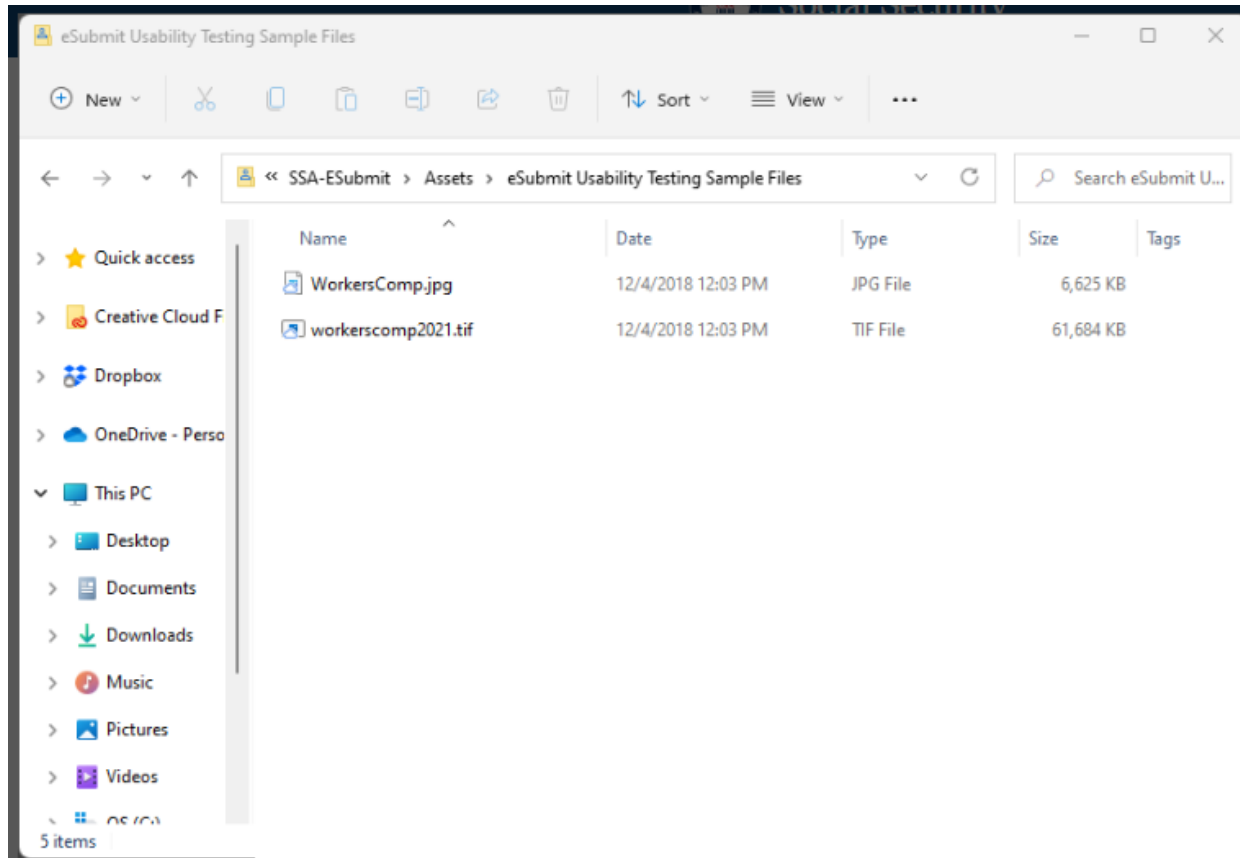
[Accessibility support](#) [FOIA requests](#) [Office of the Inspector General](#) 

[Privacy policy](#) [No FEAR Act data](#) [Performance reports](#)

Looking for U.S. government information and services? [Visit USA.gov](#) 

The side navigation shows the user is performing the Upload function. The user can drag and drop their evidence onto the card or select the “choose files” link to browse for the completed form on their phone, tablet, or PC.


Select Evidence from Device



The user selects evidence from their device that does not exceed 25MB.

Upload Evidence

An official website of the United States government [Here's how you know](#)

 **Social Security** Sign out

Upload Documents

i Electronic submission is only available within 30 days from the request date(s) shown below. Please refer to the paper notice you have or will receive for other important information, including deadlines.

- Upload
- Review and Submit
- Confirmation

Workers' Compensation Documentation



Request Date
01/02/2023

***Indicates required information**

Instructions
Upload the evidence requested by SSA.


*** File Upload** [Acceptable file criteria](#)

Drag files here or [choose files](#)

 WorkersComp.jpg ✓ 
6,625 KB

[Next](#) [Back to Requests](#)

OMB XXXX-XXXX [Paperwork Reduction Act](#) [FAQ](#)

 SSA.gov
An official website of the Social Security Administration

[Accessibility support](#) [FOIA requests](#) [Office of the Inspector General](#)

[Privacy policy](#) [No FEAR Act data](#) [Performance reports](#)

Looking for U.S. government information and services? [Visit USA.gov](#)

The user successfully uploaded evidence from their personal device, indicated by the green checkmark. They can select the “Next” button to continue.

Review and Submit Submission

An official website of the United States government [Here's how you know](#)

Social Security Sign out

Upload Documents

i Electronic submission is only available within 30 days from the request date(s) shown below. Please refer to the paper notice you have or will receive for other important information, including deadlines.

- Upload
- Review and Submit**
- Confirmation

Review and Submit

Please review the information, including the date and document file name(s), to verify you have uploaded the correct document(s) before submitting. You will not be able to preview your uploaded document(s) prior to submitting.

Workers' Compensation Documentation

Document(s) Uploaded Edit

Document Name 1: **WorkersComp.jpg**

Authentication Information

First Name: **John**
 Last Name: **Doe**
 Social Security Number (SSN): *****-**-9999**
 Date of Birth: **05/22/1965**
 Address: **626 Hickory Drive, Baltimore MD, 21211**
 Phone Number: **410-332-0041**

Today's Date
 01/22/2023

Submit
Previous
Back to Requests

OMB XXXX-XXXX [Paperwork Reduction Act](#) [FAQ](#)

SSA.gov
 An official website of the Social Security Administration

[Accessibility support](#) [FOIA requests](#) [Office of the Inspector General](#)

[Privacy policy](#) [No FEAR Act data](#) [Performance reports](#)

Looking for U.S. government information and services? [Visit USA.gov](#)


The side navigation now reflects the user is on the review and submit page. The user is prompted to review the information and uploaded file(s) prior to submitting. After completing their review, they select the “Submit” button to complete their submission.

Successful Submission Confirmation

 An official website of the United States government [Here's how you know](#) ▼

 **Social Security** Sign out

Upload Documents Confirmation

 **We have received your document(s).**
▼ Confirmation Details

[Back to Requests](#)

OMB XXXX-XXXX [Paperwork Reduction Act](#) [FAQ](#)

 SSA.gov
An official website of the Social Security Administration

[Accessibility support](#) [FOIA requests](#) [Office of the Inspector General](#) 

[Privacy policy](#) [No FEAR Act data](#) [Performance reports](#)

Looking for U.S. government information and services? [Visit USA.gov](#) 

Once the user has successfully submitted their evidence, the user will be presented with a confirmation page indicating they have successfully submitted their evidence.

Successful Submission Confirmation Details

An official website of the United States government [Here's how you know](#)

Social Security Sign out

Upload Documents Confirmation

We have received your document(s).

[Confirmation Details](#)

Confirmation Details [Print this page](#)

You can print or save details below for your records.

Workers' Compensation Documentation

Documents Submitted

Document Name 1: **WorkersComp.jpg**

Authentication Information

First Name: **John**
Last Name: **Doe**
Social Security Number (SSN): *****-**-9999**
Date of Birth: **05/22/1965**
Address: **626 Hickory Drive, Baltimore MD, 21211**
Phone Number: **410-332-0041**

Date

Date/Time Received: **01/22/2023 10:44 PM EST**

[Back to Requests](#)

OMB XXXX-XXXX [Paperwork Reduction Act](#) [FAQ](#)

SSA.gov
An official website of the Social Security Administration

[Accessibility support](#) [FOIA requests](#) [Office of the Inspector General](#)

[Privacy policy](#) [No FEAR Act data](#) [Performance reports](#)

Looking for U.S. government information and services? [Visit USA.gov](#)

The user may select the confirmation details link to view additional details about their submission with the ability to print the information for their records.

The user can select the “Back to Requests” button to take them to the open request and past requests tabs.

Open Request Page

The screenshot shows the top navigation bar of the Social Security Administration website. It includes the text "An official website of the United States government" and a link "Here's how you know". The main header features the Social Security logo, the text "Social Security", and a "Sign out" button. Below the header, the page title "Upload Documents" is displayed. There are two tabs: "Open Requests" (which is active) and "Past Requests". A light blue message box contains an information icon and the text: "You have no requests at this time or your requests have expired. You can view your previous requests in the past requests section. Please [contact us](#) with any questions." At the bottom, there is a footer section with the text "OMB XXXX-XXXX", links for "Paperwork Reduction Act" and "FAQ", the SSA.gov logo and name, and several utility links: "Accessibility support", "FOIA requests", "Office of the Inspector General", "Privacy policy", "No FEAR Act data", and "Performance reports". A final line of text says "Looking for U.S. government information and services? [Visit USA.gov](#)".

If the user selects the “Back to Requests” button from the confirmation page, the user will be presented with the message indicating they have no requests and they can view their previous requests.

Past Requests

An official website of the United States government [Here's how you know](#)

 Social Security Sign out

Upload Documents

Open Requests

Past Requests

Request	Request Date	Submission Date	Status*
SSA-3369 Work History Report	01/02/2023	01/22/2023	✔ Submitted
SSA-521 Request for Withdrawal of Application	01/02/2023	01/22/2023	✔ Submitted
Workers' Compensation Documentation	01/02/2023	01/22/2023	✔ Submitted

▼ *Status Definitions

OMB XXXX-XXXX [Paperwork Reduction Act](#) [FAQ](#)

 SSA.gov
An official website of the Social Security Administration

[Accessibility support](#) [FOIA requests](#) [Office of the Inspector General](#)

[Privacy policy](#) [No FEAR Act data](#) [Performance reports](#)

Looking for U.S. government information and services? [Visit USA.gov](#)

The user can select the “Past Requests” tab to view any past request and the status of the past requests.

Past Requests – Status Definitions

 Social Security Sign out

Upload Documents

[Open Requests](#) **[Past Requests](#)**

Request	Request Date	Submission Date	Status*
SSA-3369 Work History Report	01/02/2023	01/22/2023	✔ Submitted
SSA-521 Request for Withdrawal of Application	01/02/2023	01/22/2023	✔ Submitted
Workers' Compensation Documentation	01/02/2023	01/22/2023	✔ Submitted

[^ *Status Definitions](#)

- ✔ **Submitted** - Items have been sent to SSA.
- ✘ **Failed** - Items have been sent to SSA, but were not accepted by the system.
- 🕒 **Expired** - The period of time for submission is no longer valid.

OMB XXXX-XXXX [Paperwork Reduction Act](#) [FAQ](#)

The user can select the “Status Definitions” link to view the legend of past request.