

# **School Pulse Panel (SPP 2024-25)**

**OMB# 1850-0969 v.18**  
*(no changes since v.13)*

**Supporting Statement**

## **Appendix B2**

**School Pulse Panel Questionnaire Archive/Item Bank**

**Completed Collections – 2021-22 and 2023-24**

**National Center for Education Statistics (NCES)**  
**U.S. Department of Education**

**May 2024**

## Overview

*The School Pulse Panel is uniquely structured to be responsive to the needs of stakeholders and policymakers. The 2024-25 monthly surveys will encompass broad content domains, each with a series of measurement items addressing a specific research question. The purpose of this B2 item bank is to serve as a record of previously approved and administered questionnaires from the 2021-2022 SPP and 2023-2024 SPP. Any of these items may be modified and used in one or more months in the 2024-25 collection. This item bank supplements the B1 item bank, which documents items that will be fielded during the 2024-25 collection. Content in B2 is organized by month fielded.*

## Contents

Overview.....	1
September 2021.....	8
Learning Environment.....	9
Enrollment.....	25
Attendance.....	40
COVID-19 Mitigation.....	42
Extracurricular Activities.....	69
Pandemic-Related Learning Needs.....	77
Internet and Device Access.....	88
Staffing.....	90
Submit Questionnaire.....	95
January 2022.....	95
Learning Modes.....	95
Quarantine.....	97
Staffing.....	102
Counts.....	104
Suggestions for Future Items.....	105
February 2022.....	105
Learning Modes.....	105
Quarantine.....	108
Mitigation.....	109
Future Content.....	117
March 2022.....	118
Learning Mode.....	118

Quarantine.....	119
Concerns.....	121
Food & Nutrition.....	127
Suggestions for Future Items.....	129
April 2022.....	130
Learning Mode.....	130
Quarantine.....	131
Mental Health & Well-Being.....	132
Counts.....	137
Suggestions for Future Items.....	137
May 2022.....	138
Learning Mode.....	138
Quarantine.....	139
Absenteeism.....	140
Student Behavior.....	143
Counts.....	146
Suggestions for Future Items.....	146
June 2022.....	147
Learning Mode.....	147
Quarantine.....	148
Mitigation.....	149
Learning Recovery.....	150
Reflections on School Year.....	155
Plans for Summer 2022.....	156
Staffing Vacancies.....	159
Counts.....	165
Open-Ended Feedback.....	165
July 2022.....	166
Contact Information.....	166
Address Information.....	166
Phone Number.....	167
Debit Card Information.....	168
Conclusion.....	169
Submit.....	169
August 2022.....	170

Technology.....	170
Hiring Process.....	172
Community Partnerships.....	177
Suggestions for Future Items.....	180
September 2022.....	181
Learning Mode.....	181
Quarantine.....	182
Mitigation.....	183
Summer Program Follow-up.....	187
After-School Programs.....	191
Suggestions for Future Items.....	195
October 2022.....	196
Learning Mode.....	196
Quarantine.....	197
Staffing.....	198
Supply Chain Issues.....	199
Nutrition and Food Services.....	201
Counts.....	204
Suggestions for Future Items.....	204
November 2022.....	205
Learning Mode.....	205
Quarantine.....	206
School Crime and Safety.....	207
Counts.....	218
December 2022.....	219
Learning Mode.....	219
Quarantine.....	220
Learning Recovery & Tutoring.....	221
Counts.....	234
Spring 2023 Operations Follow-Up.....	235
Instructions for this Survey.....	235
Participation.....	235
Reimbursement.....	236
Communications.....	237
Race and Ethnicity.....	240

Instructions for this Survey.....	242
Participation.....	242
Communications.....	243
Survey Instrument.....	247
Data Collection Window and Frequency.....	249
Reimbursement.....	250
Findings and Publications.....	251
Race and Ethnicity.....	252
July 2023.....	254
August 2023.....	258
Staffing (Summer Hiring Cycle & Challenges).....	258
Internet & Technology.....	263
Community Collaboration.....	266
Counts.....	269
Suggestions for Future Items.....	269
September 2023.....	270
Summer Programs.....	270
After-School Programs.....	285
Counts.....	295
Suggestions for Future Items.....	295
October 2023.....	296
Staffing (Current Vacancies & Challenges).....	296
Tutoring.....	300
Counts.....	317
Suggestions for Future Items.....	317
November 2023.....	318
Food Services & Supply Chains.....	318
School Improvement Plans.....	322
Absenteeism.....	324
Counts.....	325
Suggestions for Future Items.....	325
December 2023.....	326
School Facilities.....	326
Learning Recovery (Planning Time & Parent Engagement).....	330
Counts.....	333

Suggestions for Future Items.....	333
January 2024.....	334
College and Career Readiness.....	334
World and Dual Language Programs.....	338
Principal Autonomy.....	342
Crime and Safety (Security Officers and Staff Training).....	343
Counts.....	349
Respondent.....	349
Suggestions for Future Items.....	349
February 2024.....	350
Concerns.....	350
Social and Emotional Skills.....	354
State Assessment Perceptions.....	358
Counts.....	360
Suggestions for Future Items.....	360
March 2024.....	361
Mental Health and Well-Being.....	361
Traumatic Brain Injuries.....	366
Staffing (Upcoming Hiring Cycle).....	368
Counts.....	371
Suggestions for Future Items.....	371
April 2024.....	372
<b>Transportation</b> .....	372
<b>School Preparedness and Safety Procedures</b> .....	376
May 2024.....	383
Student Behavior.....	383
Tutoring.....	388
Counts.....	393
Suggestions for Future Items.....	393
June 2024.....	394
Learning Strategies & Recovery.....	394
Absenteeism.....	396
Learning Modes.....	402
Operations Follow-up.....	403
Counts.....	404

Suggestions for Future Items.....1

September 2021

# School Pulse Panel - September Instrument

---

Start of Block: Login



**INTRO Welcome to the School Pulse Panel!**

---

PRA

The National Center for Education Statistics (NCES), within the U.S. Department of Education, is authorized to conduct this survey by the Education Sciences Reform Act of 2002 (ESRA 2002, 20 U.S.C. §9543). All of the information you provide may be used only for statistical purposes and may not be disclosed, or used, in identifiable form for any other purpose except as required by law (20 U.S.C. §9573 and 6 U.S.C. §151).

According to the Paperwork Reduction Act of 1995, no persons are required to respond to a collection of information unless it displays a valid OMB control number. The valid OMB control number for this voluntary information collection is 1850-0963. The time required to complete this information collection is estimated to average 4-5 hours per response, including the time to review instructions, search existing data resources, gather the data needed, and complete and review the information collection. If you have any comments concerning the accuracy of the time estimate, suggestions for improving this collection, or comments or concerns about the contents or the status of your individual submission of this questionnaire, please e-mail: [addp.school.pulse.panel@census.gov](mailto:addp.school.pulse.panel@census.gov).

---

WARNING \*\*U.S. Census Bureau Notice and Consent Warning\*\*



## Learning Environment

End of Block: Login

---

Start of Block: Learning Environment



LEARNING1 As of \${e://Field/filldate}, did your school offer full-time in-person learning for any students?

*Full-time in-person learning refers to students learning in the school building every day of the school week full-time. Include students who take remote classes while in the school building.*

☐ Yes (1)

☐ No (2)

---

Display This Question:

If As of \${e://Field/filldate}, did your school offer full-time in-person learning for any students?... = Yes



LEARNING2 As of \${e://Field/filldate}, was full-time in-person learning offered to all students or only some students?

☐ All students (1)

☐ Some students (2)

---

Display This Question:

If As of \${e://Field/filldate}, was full-time in-person learning offered to all students or only som... = Some students



LEARNING3 As of \${e://Field/filldate}, which students were offered full-time in-person learning?

*Select all that apply.*

- ☐ Students in certain grades (1)
- ☐ Students with Individualized Education Plans (IEPs) - exclude students with 504 plans (2)
- ☐ Economically disadvantaged students (3)
- ☐ English Language Learner (ELL) or English as a Second Language (ESL) students (4)
- ☐ Students experiencing homelessness (6)
- ☐ Migrant students (5)

-----

Page Break

-----

Display This Question:

If As of \${e://Field/filldate}, which students were offered full-time in-person learning? Select... = Students in certain grades



LEARNING4 As of [\\${e://Field/filldate}](#), which grades were offered full-time in-person learning?

*Select all that apply.*

☐ Preschool (1)

☐ Kindergarten (2)

☐ 1st grade (3)

☐ 2nd grade (4)

☐ 3rd grade (5)

☐ 4th grade (6)

☐ 5th grade (7)

☐ 6th grade (8)

☐ 7th grade (9)

☐ 8th grade (10)

☐ 9th grade (11)

☐ 10th grade (12)

☐ 11th grade (13)

☐ 12th grade (14)



LEARNING5 As of [\\${e://Field/filldate}](#), did your school offer full-time remote learning for any students?

*Remote learning refers to students using online and/or paper materials to learn only from home or a location other than the school building. Include students who come into the building only for state testing or who come in for services no more than one day a month.*

☐ Yes (1)

☐ No (2)

---

Page Break

Display This Question:

If As of \${e://Field/filldate}, did your school offer full-time remote learning for any students? Re... = No



LEARNING6 As of \${e://Field/filldate}, did your district offer a full-time remote academy or school?

☐ Yes (1)

☐ No (2)

☐ Don't know (3)

-----

Page Break

\_\_\_\_\_

Display This Question:

If As of \${e://Field/filldate}, did your district offer a full-time remote academy or school? = Yes



LEARNING7 Are students who attend the district remote academy or school still enrolled at your school?

- ☐ Yes (1)
- ☐ No (2)
- ☐ Don't know (3)

Display This Question:

If As of \${e://Field/filldate}, did your school offer full-time remote learning for any students? Re... = Yes  
Or Are students who attend the district remote academy or school still enrolled at your school? = Yes



LEARNING8 As of \${e://Field/filldate}, was remote learning offered to all students or only some students?

- ☐ All students (1)
- ☐ Some students (2)

Display This Question:

If As of \${e://Field/filldate}, was remote learning offered to all students or only some students? = Some students



LEARNING9 As of \${e://Field/filldate}, which students were offered full-time remote learning?

*Select all that apply.*

- ☐ Students in certain grades (1)
- ☐ Students with medical conditions, or in families with a medical condition, that put them at **high risk** for COVID-19 (2)
- ☐ Students with Individualized Education Plans (IEPs) - exclude students with 504 plans (3)
- ☐ Economically disadvantaged students (4)
- ☐ English Language Learner (ELL) or English as a Second Language (ESL) students (5)
- ☐ Students experiencing homelessness (7)
- ☐ Migrant students (6)

---

Page Break



Display This Question:

If As of \${e://Field/filldate}, which students were offered full-time remote learning? Select all t... = Students in certain grades



LEARNING10 As of [\\${e://Field/filldate}](#), which grades were offered full-time remote learning?

*Select all that apply.*

☐ Preschool (1)

☐ Kindergarten (2)

☐ 1st grade (3)

☐ 2nd grade (4)

☐ 3rd grade (5)

☐ 4th grade (6)

☐ 5th grade (7)

☐ 6th grade (8)

☐ 7th grade (9)

☐ 8th grade (10)

☐ 9th grade (11)

☐ 10th grade (12)

☐ 11th grade (13)

☐ 12th grade (14)



LEARNING11 As of [\\${e://Field/filldate}](#), did your school offer a hybrid of remote and in-person learning for any students?

*Hybrid remote and in-person learning refers to students who are in the school building for less than a full school day or full school week on a regular basis. These students come into school for some days or classes but also stay at home for some days or classes.*

☐ Yes (1)

☐ No (2)

---

Display This Question:

If As of [\\${e://Field/filldate}](#), did your school offer a hybrid of remote and in-person learning for... = Yes



LEARNING12 As of [\\${e://Field/filldate}](#), was a hybrid of remote and in-person learning offered to all students or only some students?

☐ All students (1)

☐ Some students (2)

---

Display This Question:

If As of [\\${e://Field/filldate}](#), was a hybrid of remote and in-person learning offered to all student... = Some students



LEARNING13 As of [\\${e://Field/filldate}](#), which students were offered a hybrid of remote and in-person learning?

*Select all that apply.*

- ☐ Students in certain grades (1)
- ☐ Students with medical conditions, or in families with a medical condition, that put them at **high risk** for COVID-19 (2)
- ☐ Students with Individualized Education Plans (IEPs) - exclude students with 504 plans (3)
- ☐ Economically disadvantaged students (4)
- ☐ English Language Learner (ELL) or English as a Second Language (ESL) students (5)
- ☐ Students experiencing homelessness (7)
- ☐ Migrant students (6)

---

Page Break

Display This Question:

If As of \${e://Field/filldate}, which students were offered a hybrid of remote and in-person learnin... = Students in certain grades



LEARNING14 As of [\\${e://Field/filldate}](#), which grades were offered a hybrid of remote and in-person learning?

*Select all that apply.*

- ☐ Preschool (1)
  - ☐ Kindergarten (2)
  - ☐ 1st grade (3)
  - ☐ 2nd grade (4)
  - ☐ 3rd grade (5)
  - ☐ 4th grade (6)
  - ☐ 5th grade (7)
  - ☐ 6th grade (8)
  - ☐ 7th grade (9)
  - ☐ 8th grade (10)
  - ☐ 9th grade (11)
  - ☐ 10th grade (12)
  - ☐ 11th grade (13)
  - ☐ 12th grade (14)
-





LEARNING15 Some schools offer instruction in which students learn in-person in the school building while the instructor teaches from another location and not in the same classroom as the students. As of [\\${e://Field/filldate}](#), did your school offer this type of learning because of the COVID-19 pandemic?

*Exclude remote learning courses that were offered before the COVID-19 pandemic.*

☐ Yes (1)

☐ No (2)

-----

Page Break

\_\_\_\_\_



Display This Question:

If As of \${e://Field/filldate}, did your school offer a hybrid of remote and in-person learning for... = Yes



LEARNING16 How many days a week does your school offer in-person instruction for hybrid students?

---

---

Page Break

---

Display This Question:

If If How many days a week does your school offer in-person instruction for hybrid students? Text Response Is Equal to 5



LEARNING17 You indicated that your school offers in-person instruction 5 days a week for hybrid students. Is this because the school is open every day, but students have different schedules which allow them to attend school in-person on alternate days or weeks?

☐ Yes (1)

☐ No (2)

## Enrollment

End of Block: Learning Environment

---

Start of Block: Enrollment



## ENROLLMENT1

Enrollment data may be more easily accessible for staff in your district or local education agency office. We encourage you to work with other school staff or district central office to assist with the administrative data part of this survey. The survey can be shared with district or other school staff by copying and pasting this unique survey link: [\\${e://Field/Q\\_URL}](#)

Or, you can print the page using your web browser's print screen options so you can share a copy of this page with others.

As of [\\${e://Field/filldate}](#), please enter your total student enrollment count by ethnicity and race.

Please enter the **number** of students in each cell.

	Hispanic, of any race (1)	White, not Hispanic (2)	Black or African American, not Hispanic (3)	Asian, not Hispanic (4)	American Indian or Alaskan Native, not Hispanic (5)	Native Hawaiian or Pacific Islander, not Hispanic (6)	Two or more races, not Hispanic (7)	Race/Ethnicity information not available (8)
Total Enrollment Count (1)								



## ENROLLMENT2

Enrollment data may be more easily accessible for staff in your district or local education agency office. We encourage you to work with other school staff or district central office to assist with the administrative data part of this survey. The survey can be shared with district or other school staff by copying and pasting this unique survey link: [\\${e://Field/Q\\_URL}](#)

Or, you can print the page using your web browser's print screen options so you can share a copy of this page with others.

As of [\\${e://Field/filldate}](#), what is the enrollment by learning environment for students in your school?

Please enter the **number** of students in each cell.

Display This Answer:

If As of [\\${e://Field/filldate}](#), did your school offer full-time in-person learning for any students?... = Yes

Display This Answer:

If As of [\\${e://Field/filldate}](#), did your school offer full-time remote learning for any students? Re... = Yes

Display This Answer:

If As of [\\${e://Field/filldate}](#), did your school offer a hybrid of remote and in-person learning for... = Yes

	Display This Answer: If As of <a href="#">\${e://Field/filldate}</a> , did your school offer full-time in-person learning for any students?... = Yes	Display This Answer: If As of <a href="#">\${e://Field/filldate}</a> , did your school offer full-time remote learning for any students? Re... = Yes	Display This Answer: If As of <a href="#">\${e://Field/filldate}</a> , did your school offer a hybrid of remote and in-person learning for... = Yes
	Full-time in-person learning (1)	Full-time remote learning (2)	Hybrid of remote and in- person learning (3)
Hispanic, of any race (1)			
White, not Hispanic (4)			
Black or African American, not Hispanic (5)			
Asian, not Hispanic (6)			
American Indian or Alaskan Native, not Hispanic (7)			

Native Hawaiian or Pacific Islander, not Hispanic (8)			
Two or more races, not Hispanic (9)			
Race/Ethnicity information not available (10)			
All students (3)			

-----



### ENROLLMENT3

Enrollment data may be more easily accessible for staff in your district or local education agency office. We encourage you to work with other school staff or district central office to assist with the administrative data part of this survey. The survey can be shared with district or other school staff by copying and pasting this unique survey link: [\\${e://Field/Q\\_URL}](#)

Or, you can print the page using your web browser's print screen options so you can share a copy of this page with others.

As of [\\${e://Field/filldate}](#), how many students with an Individualized Education Plan (IEP) were in each learning environment?

Do NOT include students who only have a 504 plan.

Please enter the **number** of students in each cell.

Display This Answer:

If As of [\\${e://Field/filldate}](#), did your school offer full-time in-person learning for any students?... = Yes

Display This Answer:

If As of [\\${e://Field/filldate}](#), did your school offer full-time remote learning for any students? Re... = Yes

Display This Answer:

If As of [\\${e://Field/filldate}](#), did your school offer a hybrid of remote and in-person learning for... = Yes

	Display This Answer: If As of <a href="#">\${e://Field/filldate}</a> , did your school offer full-time in-person learning for any students?... = Yes Full-time in-person learning (1)	Display This Answer: If As of <a href="#">\${e://Field/filldate}</a> , did your school offer full-time remote learning for any students? Re... = Yes Full-time remote learning (2)	Display This Answer: If As of <a href="#">\${e://Field/filldate}</a> , did your school offer a hybrid of remote and in-person learning for... = Yes Hybrid of remote and in- person learning (3)
Students with an IEP who spend <b>80% or more</b> of their time in a general education classroom (1)			



Students with an IEP who spend <b>between 40-79%</b> of their time in a general education classroom (4)			
Students with an IEP who spend <b>less than 40%</b> of their time in a general education classroom (5)			

-----

Display This Question:

If As of \${e://Field/filldate}, did your school offer full-time remote learning for any students? Re... = Yes



ENROLLMENT4 Are students who are enrolled in full-time remote learning required to come into the school for testing if it is suspected they may need an Individualized Education Plan (IEP)?

☐ Yes (1)

☐ No (2)

☐ Don't know (3)

---

Page Break

display1\_ENROLLMENT

*Enrollment data may be more easily accessible for staff in your district or local education agency office. We encourage you to work with other school staff or district central office to assist with the administrative data part of this survey. The survey can be shared with district or other school staff by copying and pasting this unique survey link: [\\${e://Field/Q\\_URL}](#)*

*Or, you can print the page using your web browser's print screen options so you can share a copy of this page with others.*

*For the below questions, if a student is in two or more of these groups, please include them in both responses. For example, if a student is at high risk for COVID-19 and is also economically disadvantaged, include them in both responses.*



ENROLLMENT5 As of \${e://Field/filldate}, what is the enrollment count by learning environment for students with medical conditions, or in families with a medical condition, that put them at high risk for COVID-19?

Please enter the **number** of students in each cell.

Display This Answer:  
 If As of \${e://Field/filldate}, did your school offer full-time in-person learning for any students?... = Yes

Display This Answer:  
 If As of \${e://Field/filldate}, did your school offer full-time remote learning for any students? Re... = Yes

Display This Answer:  
 If As of \${e://Field/filldate}, did your school offer a hybrid of remote and in-person learning for... = Yes

	Display This Answer: If As of \${e://Field/filldate}, did your school offer full-time in-person learning for any students?... = Yes Full-time in-person learning (1)	Display This Answer: If As of \${e://Field/filldate}, did your school offer full-time remote learning for any students? Re... = Yes Full-time remote learning (2)	Display This Answer: If As of \${e://Field/filldate}, did your school offer a hybrid of remote and in-person learning for... = Yes Hybrid of remote and in- person learning (3)
Number of students with medical conditions, or in families with a medical condition, that put them at <b>high risk</b> for COVID-19 (2)			

ENROLLMENT6 As of \${e://Field/filldate}, what is the enrollment count by learning environment for economically disadvantaged students?

Economically disadvantaged students are typically those who are eligible for free or reduced price lunch.

Please enter the **number** of students in each cell.

Display This Answer: If As of \${e://Field/filldate}, did your school offer full-time in-person learning for any students?... = Yes			
Display This Answer: If As of \${e://Field/filldate}, did your school offer full-time remote learning for any students? Re... = Yes			
Display This Answer: If As of \${e://Field/filldate}, did your school offer a hybrid of remote and in-person learning for... = Yes			
	Display This Answer: If As of \${e://Field/filldate}, did your school offer full-time in-person learning for any students?... = Yes  Full-time in-person learning (1)	Display This Answer: If As of \${e://Field/filldate}, did your school offer full-time remote learning for any students? Re... = Yes  Full-time remote learning (2)	Display This Answer: If As of \${e://Field/filldate}, did your school offer a hybrid of remote and in-person learning for... = Yes  Hybrid of remote and in- person learning (3)
Number of economically disadvantaged students (1)			



ENROLLMENT7 As of \${e://Field/filldate}, what is the enrollment count by learning environment for English Language Learner (ELL) or English as a Second Language (ESL) students?

Please enter the **number** of students in each cell.

Display This Answer:

If As of \${e://Field/filldate}, did your school offer full-time in-person learning for any students?... = Yes

Display This Answer:

If As of \${e://Field/filldate}, did your school offer full-time remote learning for any students? Re... = Yes

Display This Answer:

If As of \${e://Field/filldate}, did your school offer a hybrid of remote and in-person learning for... = Yes

	<div>Display This Answer:</div> <div>If As of \${e://Field/filldate}, did your school offer full-time in-person learning for any students?... = Yes</div> <div>Full-time in-person learning (1)</div>	<div>Display This Answer:</div> <div>If As of \${e://Field/filldate}, did your school offer full-time remote learning for any students? Re... = Yes</div> <div>Full-time remote learning (2)</div>	<div>Display This Answer:</div> <div>If As of \${e://Field/filldate}, did your school offer a hybrid of remote and in-person learning for... = Yes</div> <div>Hybrid of remote and in- person learning (3)</div>
Number of students who are ELL or ESL (1)			



ENROLLMENT8 As of \${e://Field/filldate}, what is the enrollment count by learning environment for students experiencing homelessness?

Please enter the **number** of students in each cell.

Display This Answer:

If As of \${e://Field/filldate}, did your school offer full-time in-person learning for any students?... = Yes

Display This Answer:

If As of \${e://Field/filldate}, did your school offer full-time remote learning for any students? Re... = Yes

Display This Answer:

If As of \${e://Field/filldate}, did your school offer a hybrid of remote and in-person learning for... = Yes

	<div>Display This Answer:</div> <div>If As of \${e://Field/filldate}, did your school offer full-time in-person learning for any students?... = Yes</div> <div>Full-time in-person learning (1)</div>	<div>Display This Answer:</div> <div>If As of \${e://Field/filldate}, did your school offer full-time remote learning for any students? Re... = Yes</div> <div>Full-time remote learning (2)</div>	<div>Display This Answer:</div> <div>If As of \${e://Field/filldate}, did your school offer a hybrid of remote and in-person learning for... = Yes</div> <div>Hybrid of remote and in- person learning (3)</div>
Number of students experiencing homelessness (1)			



ENROLLMENT9 As of \${e://Field/filldate}, what is the enrollment count by learning environment for migrant students?

*Migrant students are students who move from school to school because they are children of migrant agricultural workers, including migratory dairy workers and migratory fishers.*

Please enter the **number** of students in each cell.

Display This Answer:  
If As of \${e://Field/filldate}, did your school offer full-time in-person learning for any students?... = Yes

Display This Answer:  
If As of \${e://Field/filldate}, did your school offer full-time remote learning for any students? Re... = Yes

Display This Answer:  
If As of \${e://Field/filldate}, did your school offer a hybrid of remote and in-person learning for... = Yes

	Display This Answer: If As of \${e://Field/filldate}, did your school offer full-time in-person learning for any students?... = Yes Full-time in-person learning (1)	Display This Answer: If As of \${e://Field/filldate}, did your school offer full-time remote learning for any students? Re... = Yes Full-time remote learning (2)	Display This Answer: If As of \${e://Field/filldate}, did your school offer a hybrid of remote and in-person learning for... = Yes Hybrid of remote and in- person learning (3)
Number of migrant students (1)			

End of Block: Enrollment

Start of Block: Attendance





## Attendance

### ATTENDANCE1

As of [\\${e://Field/filldate}](#), what is the average daily attendance percentage for each ethnicity and race?

*Attendance data may be more easily accessible for staff in your district or local education agency office. We encourage you to work with other school staff or district central office to assist with the administrative data part of this survey.*

	Hispanic, of any race (1)	White, not Hispanic (2)	Black or African American, not Hispanic (3)	Asian, not Hispanic (4)	American Indian or Alaskan Native, not Hispanic (5)	Native Hawaiian or Pacific Islander, not Hispanic (6)	Two or more races, not Hispanic (7)	Race/Ethnicity information not available (8)
Average Daily Attendance Percentage (1)								

## ATTENDANCE2

As of \${e://Field/filldate}, what is the average daily attendance percentage for each learning environment?

*Please define attendance based on how the school defines attendance for that learning environment.*

Display This Choice:

If As of \${e://Field/filldate}, did your school offer full-time in-person learning for any students?... = Yes

Display This Choice:

If As of \${e://Field/filldate}, did your school offer full-time remote learning for any students? Re... = Yes

Display This Choice:

If As of \${e://Field/filldate}, did your school offer a hybrid of remote and in-person learning for... = Yes

Average daily attendance percentage (1)	
Display This Choice: If As of \${e://Field/filldate}, did your school offer full-time in-person learning for any students?... = Yes Full-time in-person learning (1)	
Display This Choice: If As of \${e://Field/filldate}, did your school offer full-time remote learning for any students? Re... = Yes Full-time remote learning (2)	
Display This Choice: If As of \${e://Field/filldate}, did your school offer a hybrid of remote and in-person learning for... = Yes Hybrid of remote and in-person learning (3)	

## COVID-19 Mitigation

End of Block: Attendance

Start of Block: COVID-19 Mitigation

display1\_MITIGATION As of \${e://Field/filldate}, is there a formal system in place for the following?



MITIGATION1 A STAFF MEMBER to report if they have been clinically **diagnosed** with COVID-19?

☐ Yes (1)

☐ No (2)

☐ Don't know (3)

---



MITIGATION2 A STAFF MEMBER to report if they have **symptoms** of COVID-19?

☐ Yes (1)

☐ No (2)

☐ Don't know (3)

---



MITIGATION3 A STAFF MEMBER to report if they have a **student with symptoms** of COVID-19?

☐ Yes (1)

☐ No (2)

☐ Don't know (3)

---



MITIGATION4 A STAFF MEMBER to report if they have been **exposed** to someone with COVID-19?

☐ Yes (1)

☐ No (2)

☐ Don't know (3)

---



MITIGATION5 A PARENT OR GUARDIAN to report if their **child has been diagnosed** with COVID-19?

☐ Yes (1)

☐ No (2)

☐ Don't know (3)

---



MITIGATION6 A PARENT OR GUARDIAN to report if their **child has symptoms** of COVID-19?

☐ Yes (1)

☐ No (2)

☐ Don't know (3)

---



MITIGATION7 A PARENT OR GUARDIAN to report if their **child has been exposed** to someone with COVID-19 outside of school?

☐ Yes (1)

☐ No (2)

☐ Don't know (3)

---



MITIGATION8 To notify PARENTS OR GUARDIANS when their **child may have been exposed** to COVID-19 at school?

☐ Yes (1)

☐ No (2)

☐ Don't know (3)

---

*Display This Question:*

*If To notify PARENTS OR GUARDIANS when their child may have been exposed to COVID-19 at school? = Yes*



MITIGATION9 How soon after the school knows of the exposure does a communication go out to parents?

- ☐ Same day (1)
- ☐ Next day (2)
- ☐ Within a week (3)
- ☐ Within a month (4)
- ☐ More than a month (5)



MITIGATION10 As of [\\${e://Field/filldate}](#), is there a formal system in place to notify STAFF when they **may have been exposed** to COVID-19 at school?

- ☐ Yes (1)
- ☐ No (2)
- ☐ Don't know (3)

---

Display This Question:

If As of [\\${e://Field/filldate}](#), is there a formal system in place to notify STAFF when they may have... = Yes



MITIGATION11 How soon after the school knows of the exposure does a communication go out to staff?

- ☐ Same day (1)
- ☐ Next day (2)
- ☐ Within a week (3)
- ☐ Within a month (4)
- ☐ More than a month (5)

-----

Page Break

-----



MITIGATION12 Is there a designated staff member(s) assigned to contact trace students who have tested positive for COVID-19?

☐ Yes (1)

☐ No (2)



MITIGATION13 Does your district or school have any kind of publicly available tracker noting all cases in a given school or district to date?

*Do not include state-level case trackers.*

☐ Yes (1)

☐ No (2)

Page Break





MITIGATION14 As of \${e://Field/filldate}, has your school requested or required any students to stay home from school after possible COVID-19 exposure?

*Please include situations where students or staff are sent home due to exposure to or illness with COVID-19.*

☐ Yes (1)

☐ No (2)

☐ Don't know (3)

---

Display This Question:

If As of \${e://Field/filldate}, has your school requested or required any students to stay home from... = Yes



MITIGATION15 Were any of these students asked to stay home because they were exposed to COVID-19 **outside of school**?

☐ Yes (1)

☐ No (2)

☐ Don't know (3)

---

Display This Question:

If As of \${e://Field/filldate}, has your school requested or required any students to stay home from... = Yes



MITIGATION16 As of \${e://Field/filldate}, is remote learning available for students who are asked to stay home from school?

☐ Yes (1)

☐ No (2)

☐ Don't know (3)



MITIGATION17 As of \${e://Field/filldate}, does your school have a quarantine policy for staff and students who may have been exposed to COVID-19?

*Please include situations where students or staff are sent home due to exposure to or illness with COVID-19.*

☐ Yes (1)

☐ No (2)

---

Display This Question:

If As of \${e://Field/filldate}, does your school have a quarantine policy for staff and students who... = Yes



MITIGATION18 Which of the following are included in your school's quarantine policy?

*Please select all that apply.*

- ☐ A definition of what counts as a potential exposure to COVID-19 (1)
- ☐ Requirements about who must be contacted in the event of a potential exposure to COVID-19 (2)
- ☐ Requirements about the length of time that exposed students or staff must remain out of the school building (3)
- ☐ Requirements for COVID-19 testing of potentially exposed students and staff (4)
- ☐ Requirements about when an entire classroom or school must quarantine (5)
- ☐ Any exceptions in the policy for vaccinated individuals (6)
- ☐ Other requirements, please specify: (7)  
\_\_\_\_\_
- ☐ Unsure what is included in policy (8)

-----  
Display This Question:

If As of \${e://Field/filldate}, does your school have a quarantine policy for staff and students who... = Yes



MITIGATION19 Does this policy apply to any potential exposure to COVID-19, or only to exposures that occur within the school setting?

- ☐ Any potential exposure (1)
- ☐ Only exposures that occur within the school setting (2)
- ☐ Don't know (3)

-----

Page Break

-----

display2\_MITIGATION

*The next questions are about whether your school does screening or testing for COVID-19. Testing includes PCR (Polymerase Chain Reaction) and rapid COVID-19 testing. Do not include antibody testing.*

*Screening includes asking about COVID-19 symptoms and/or checking temperatures.*

display3\_MITIGATION As of [\\${e://Field/filldate}](#):



MITIGATION20 Does your school require daily COVID-19 **symptom screening** with STAFF?

*Screening includes asking about COVID-19 symptoms and/or checking temperatures.*

- ☐ Yes (1)
- ☐ No (2)
- ☐ Don't know (3)



MITIGATION21 Does your school require daily COVID-19 **symptom screening** with STUDENTS?

*Screening includes asking about COVID-19 symptoms and/or checking temperatures.*

☐ Yes (1)

☐ No (2)

☐ Don't know (3)

---



MITIGATION22 Does your school conduct COVID-19 **testing** for STAFF when they **have symptoms or possible COVID-19 exposure**?

*Testing includes PCR (Polymerase Chain Reaction) and rapid COVID-19 testing. Do not include antibody testing.*

☐ Yes (1)

☐ No (2)

☐ Don't know (3)

---



MITIGATION23 Does your school conduct COVID-19 **testing** for STUDENTS when they **have symptoms or possible COVID-19 exposure**?

*Testing includes PCR (Polymerase Chain Reaction) and rapid COVID-19 testing. Do not include antibody testing.*

☐ Yes (1)

☐ No (2)

☐ Don't know (3)

---



MITIGATION24 Does your school conduct COVID-19 **testing** with STAFF **even if they have no symptoms or known exposure**?

*Testing includes PCR (Polymerase Chain Reaction) and rapid COVID-19 testing. Do not include antibody testing.*

☐ Yes (1)

☐ No (2)

☐ Don't know (3)

---



MITIGATION25 Does your school conduct COVID-19 **testing** with STUDENTS **even if they have no symptoms or known exposure?**

*Testing includes PCR (Polymerase Chain Reaction) and rapid COVID-19 testing. Do not include antibody testing.*

☐ Yes (1)

☐ No (2)

☐ Don't know (3)

-----

Page Break \_\_\_\_\_



display4\_MITIGATION As of \${e://Field/filldate}:

---



MITIGATION26 Does your school require that any STAFF wear a mask inside the school?

- ☐ Yes (1)
- ☐ No (2)
- ☐ Don't know (3)
- 

Display This Question:

*If Does your school require that any STAFF wear a mask inside the school? = Yes*



MITIGATION27 Are STAFF who are vaccinated against COVID-19 required to wear a mask?

- ☐ Yes (1)
- ☐ No (2)
- ☐ Don't know (3)
- 

Display This Question:

*If Are STAFF who are vaccinated against COVID-19 required to wear a mask? = No*



MITIGATION28 Does your school require proof of vaccination against COVID-19 to exempt STAFF from wearing a mask?

- ☐ Yes (1)
- ☐ No (2)
- ☐ Don't know (3)
- 



MITIGATION29 Does your school require that any PARENTS OR GUARDIANS wear a mask inside the school?

- ☐ Yes (1)
- ☐ No (2)
- ☐ Don't know (3)
- ☐ Not applicable - Parents or guardians are not allowed inside the school building at this time (4)
- 

Display This Question:

*If Does your school require that any PARENTS OR GUARDIANS wear a mask inside the school? = Yes*



MITIGATION30 Are PARENTS OR GUARDIANS who are vaccinated against COVID-19 required to wear a mask?

- ☐ Yes (1)
- ☐ No (2)
- ☐ Don't know (3)

---

Display This Question:

*If Are PARENTS OR GUARDIANS who are vaccinated against COVID-19 required to wear a mask? = No*



MITIGATION31 Does your school require proof of vaccination against COVID-19 to exempt PARENTS OR GUARDIANS from wearing a mask?

☐ Yes (1)

☐ No (2)

☐ Don't know (3)



MITIGATION32 Does your school require that any STUDENTS wear a mask inside the school building?

☐ Yes (1)

☐ No (2)

☐ Don't know (3)

---

Display This Question:

*If Does your school require that any STUDENTS wear a mask inside the school building? = Yes*



MITIGATION33 Are STUDENTS who are vaccinated against COVID-19 required to wear a mask?

- ☐ Yes (1)
- ☐ No (2)
- ☐ Don't know (3)
- ☐ Not applicable - There are no students eligible for the COVID-19 vaccine in this school (4)
- 

*Display This Question:*

*If Are STUDENTS who are vaccinated against COVID-19 required to wear a mask? = No*



MITIGATION34 Does your school require proof of vaccination against COVID-19 to exempt STUDENTS from wearing a mask?

- ☐ Yes (1)
- ☐ No (2)
- ☐ Don't know (3)
- ☐ Not applicable - There are no students eligible for the COVID-19 vaccine in this school (4)
- 



MITIGATION35 Does your school require that all students who are not yet eligible for a vaccine wear a mask inside the building?

☐ Yes (1)

☐ No (2)

☐ Don't know (3)

☐ Not applicable - There are no students eligible for the COVID-19 vaccine in this school (4)

---

Page Break

display5\_MITIGATION As of [\\${e://Field/filldate}](#):

---



MITIGATION36 Has your school done any of the following to decrease the spread of COVID-19?

*Please select all that apply.*

- ☐ Spaced desks and seating at least 3 feet apart (1)
  - ☐ Faced student desks and seating in the same direction (2)
  - ☐ Decreased class size (3)
  - ☐ Placed physical guides (e.g., tape, marks) and signs for distancing to account for movement of staff and students in the hallways or classrooms (4)
  - ☐ Encouraged social distancing during recess or physical education (5)
  - ☐ Installed physical barriers (i.e., plastic or other dividers) between students and staff (6)
  - ☐ Installed physical barriers (i.e., plastic or other dividers) between students (7)
  - ☐ Increased ventilation by opening windows and doors, using fans, and/or making improvements or upgrades to the school's ventilation system (8)
  - ☐ Increased how often surfaces are cleaned (9)
  - ☐ Added additional handwashing stations or hand sanitizer stations (10)
  - ☐ None of the above (11)
-

Display This Question:

If Has your school done any of the following to decrease the spread of COVID-19? Please select a... = None of the above

And If

Has your school done any of the following to decrease the spread of COVID-19? Please select a... = Spaced desks and seating at least 3 feet apart

Or Has your school done any of the following to decrease the spread of COVID-19? Please select a... = Faced student desks and seating in the same direction

Or Has your school done any of the following to decrease the spread of COVID-19? Please select a... = Decreased class size

Or Has your school done any of the following to decrease the spread of COVID-19? Please select a... = Placed physical guides (e.g., tape, marks) and signs for distancing to account for movement of staff and students in the hallways or classrooms

Or Has your school done any of the following to decrease the spread of COVID-19? Please select a... = Encouraged social distancing during recess or physical education

Or Has your school done any of the following to decrease the spread of COVID-19? Please select a... = Installed physical barriers (i.e., plastic or other dividers) between students and staff

Or Has your school done any of the following to decrease the spread of COVID-19? Please select a... = Installed physical barriers (i.e., plastic or other dividers) between students

Or Has your school done any of the following to decrease the spread of COVID-19? Please select a... = Increased ventilation by opening windows and doors, using fans, and/or making improvements or upgrades to the school's ventilation system

Or Has your school done any of the following to decrease the spread of COVID-19? Please select a... = Increased how often surfaces are cleaned

Or Has your school done any of the following to decrease the spread of COVID-19? Please select a... = Added additional handwashing stations or hand sanitizer stations

error1\_MITIGATION You selected "none of the above" and one or more other options. Please check your answer.



MITIGATION37 Has your school modified any of the following for food service?

*Please select all that apply.*

- ☐ Closed the cafeteria (1)
  - ☐ Changed lunch schedule to decrease the number of students in the cafeteria (2)
  - ☐ Offered only grab and go food items (3)
  - ☐ Blocked off seats in the cafeteria to increase distance between students (4)
  - ☐ Installed plastic or other dividers in the cafeteria (5)
  - ☐ Moved eating to classrooms for some or all students (6)
  - ☐ Moved eating outside for some or all students (7)
  - ☐ None of the above (8)
-



Display This Question:

If Has your school modified any of the following for food service? Please select all that apply.... = None of the above

And If

Has your school modified any of the following for food service? Please select all that apply.... = Closed the cafeteria

Or Has your school modified any of the following for food service? Please select all that apply.... = Changed lunch schedule to decrease the number of students in the cafeteria

Or Has your school modified any of the following for food service? Please select all that apply.... = Offered only grab and go food items

Or Has your school modified any of the following for food service? Please select all that apply.... = Blocked off seats in the cafeteria to increase distance between students

Or Has your school modified any of the following for food service? Please select all that apply.... = Installed plastic or other dividers in the cafeteria

Or Has your school modified any of the following for food service? Please select all that apply.... = Moved eating to classrooms for some or all students

Or Has your school modified any of the following for food service? Please select all that apply.... = Moved eating outside for some or all students

Or Has your school modified any of the following for food service? Please select all that apply.... = Moved eating outside for some or all students

**error2\_MITIGATION You selected “none of the above” and one or more other options. Please check your answer.**



MITIGATION38 During the [\\${e://Field/CurrentAcademicYear}](#) school year, has your school done any of the following to help students handle the COVID-19 pandemic?

*Please select all that apply.*

- ☐ Hired new staff to focus on student social/emotional/mental wellbeing (1)
  - ☐ Encouraged existing staff to address student social/emotional/mental wellbeing (2)
  - ☐ Added student classes on social/emotional/mental wellbeing (3)
  - ☐ Created or expanded a program for students' social/emotional/mental wellbeing (4)
  - ☐ Offered guest speakers for students on social/emotional/mental wellbeing (5)
  - ☐ Offered professional development to train teachers on helping students with their social/emotional/mental wellbeing (6)
  - ☐ Held assemblies for students on social/emotional/mental wellbeing (7)
  - ☐ Created community events and partnerships for students on social/emotional/mental wellbeing (8)
  - ☐ Took other actions to improve student social/emotional/mental wellbeing (9)
  - ☐ None of the above (10)
-

Display This Question:

If During the \${e://Field/CurrentAcademicYear} school year, has your school done any of the followin... = None of the above

And If

During the \${e://Field/CurrentAcademicYear} school year, has your school done any of the followin... = Hired new staff to focus on student social/emotional/mental wellbeing

Or During the \${e://Field/CurrentAcademicYear} school year, has your school done any of the followin... = Encouraged existing staff to address student social/emotional/mental wellbeing

Or During the \${e://Field/CurrentAcademicYear} school year, has your school done any of the followin... = Added student classes on social/emotional/mental wellbeing

Or During the \${e://Field/CurrentAcademicYear} school year, has your school done any of the followin... = Created or expanded a program for students' social/emotional/mental wellbeing

Or During the \${e://Field/CurrentAcademicYear} school year, has your school done any of the followin... = Offered guest speakers for students on social/emotional/mental wellbeing

Or During the \${e://Field/CurrentAcademicYear} school year, has your school done any of the followin... = Offered professional development to train teachers on helping students with their social/emotional/mental wellbeing

Or During the \${e://Field/CurrentAcademicYear} school year, has your school done any of the followin... = Held assemblies for students on social/emotional/mental wellbeing

Or During the \${e://Field/CurrentAcademicYear} school year, has your school done any of the followin... = Created community events and partnerships for students on social/emotional/mental wellbeing

Or During the \${e://Field/CurrentAcademicYear} school year, has your school done any of the followin... = Took other actions to improve student social/emotional/mental wellbeing

error3\_MITIGATION You selected “none of the above” and one or more other options. Please check your answer.

-----

Page Break

---

display6\_MITIGATION As of [\\${e://Field/filldate}](#):

---



MITIGATION39 Does your school or district require staff to be vaccinated unless they have a medical waiver?

- ☐ Yes (1)
  - ☐ No (2)
  - ☐ Don't know (3)
- 



MITIGATION40 To the best of your knowledge, what percentage of your school staff has received a COVID-19 vaccination?

- ☐ 0-25% (1)
  - ☐ 26-50% (2)
  - ☐ 51-75% (3)
  - ☐ 76-100% (4)
  - ☐ Don't know (5)
- 



MITIGATION41 Has your school offered, or is your school planning to offer, onsite COVID-19 vaccination or a mobile vaccination unit for staff or students who are eligible?

- ☐ Yes (1)
  - ☐ We are considering it but have not decided (2)
  - ☐ No (3)
  - ☐ Don't know (4)
- 



MITIGATION42 Were eligible students required to be vaccinated against COVID-19 in order to attend school in person?

- ☐ Yes (1)
  - ☐ No (2)
  - ☐ Don't know (3)
  - ☐ Not applicable - There are no students eligible for the COVID-19 vaccine in this school (4)
-



MITIGATION43 For the [\\${e://Field/CurrentAcademicYear}](#) school year, does your school have a formal plan in place to prepare for and respond to a pandemic (including the COVID-19 pandemic)?

*Exclude plans that address only community or school-based outbreaks such as seasonal flu or chicken pox.*

☐ Yes (1)

☐ No (2)

☐ Don't know (3)



MITIGATION44 BEFORE the COVID-19 pandemic began in the 2019-20 school year, did your school have a formal plan in place to prepare for and respond to multi-country or worldwide pandemic diseases such as SARS or H1N1?

*Exclude plans that addressed only community or school-based outbreaks such as seasonal flu or chicken pox.*

☐ Yes (1)

☐ No (2)

☐ Don't know (3)

## Extracurricular Activities

End of Block: COVID-19 Mitigation

---

Start of Block: Extracurricular Activities



EXTRA1 As of [\\${e://Field/filldate}](#), is your school offering any of the following activities?

*Please select all that apply.*

- ☐ Athletic teams at school (1)
- ☐ Performing arts (for example, Band, Choir, Orchestra, or Drama) (2)
- ☐ Spirit groups (for example, Cheerleading, Dance Team, or Pep Club) (3)
- ☐ Academic clubs (for example, Debate Team, Honor Society, Spanish Club, Math Club, or Computer Club) (4)
- ☐ Class council or student government (5)
- ☐ Volunteer or community service clubs sponsored by the school (for example, Peer Mediators, Environmental Club, Key Club, Interact, or Recycling Club) (6)
- ☐ Other school clubs or school activities, please specify: (7)  
\_\_\_\_\_
- ☐ None of the above (8)

-----

Display This Question:

If As of \${e://Field/filldate}, is your school offering any of the following activities? Please... = None of the above

And If

As of \${e://Field/filldate}, is your school offering any of the following activities? Please... = Athletic teams at school

Or As of \${e://Field/filldate}, is your school offering any of the following activities? Please... = Performing arts (for example, Band, Choir, Orchestra, or Drama)

Or As of \${e://Field/filldate}, is your school offering any of the following activities? Please... = Spirit groups (for example, Cheerleading, Dance Team, or Pep Club)

Or As of \${e://Field/filldate}, is your school offering any of the following activities? Please... = Academic clubs (for example, Debate Team, Honor Society, Spanish Club, Math Club, or Computer Club)

Or As of \${e://Field/filldate}, is your school offering any of the following activities? Please... = Class council or student government

Or As of \${e://Field/filldate}, is your school offering any of the following activities? Please... = Volunteer or community service clubs sponsored by the school (for example, Peer Mediators, Environmental Club, Key Club, Interact, or Recycling Club)

Or As of \${e://Field/filldate}, is your school offering any of the following activities? Please... = Other school clubs or school activities, please specify:

**error1\_EXTRA You selected “none of the above” and one or more other options. Please check your answer.**

---

Page Break



Display This Question:

If As of \${e://Field/filldate}, is your school offering any of the following activities? Please...  
q://QID77/SelectedChoicesCount Is Greater Than 0



EXTRA2 As of \${e://Field/filldate}, have any activities been modified because of the COVID-19 pandemic?

*This could include social distancing, using other cleaning or safety protocols, or adding an online option for remote-learning students.*

☐ Yes (1)

☐ No (2)

☐ Don't know (3)

---

Page Break

Display This Question:

If As of \${e://Field/filldate}, have any activities been modified because of the COVID-19 pandemic? ... = Yes



EXTRA3 As of \${e://Field/filldate}, how has this activity been modified because of the COVID-19 pandemic?

Please select all that apply.

Display This Choice:

If As of \${e://Field/filldate}, is your school offering any of the following activities? Please... = Athletic teams at school

Display This Choice:

If As of \${e://Field/filldate}, is your school offering any of the following activities? Please... = Performing arts (for example, Band, Choir, Orchestra, or Drama)

Display This Choice:

If As of \${e://Field/filldate}, is your school offering any of the following activities? Please... = Spirit groups (for example, Cheerleading, Dance Team, or Pep Club)

Display This Choice:

If As of \${e://Field/filldate}, is your school offering any of the following activities? Please... = Academic clubs (for example, Debate Team, Honor Society, Spanish Club, Math Club, or Computer Club)

Display This Choice:

If As of \${e://Field/filldate}, is your school offering any of the following activities? Please... = Class council or student government

Display This Choice:

If As of \${e://Field/filldate}, is your school offering any of the following activities? Please... = Volunteer or community service clubs sponsored by the school (for example, Peer Mediators, Environmental Club, Key Club, Interact, or Recycling Club)

Display This Choice:

If Is your school offering any of the following activities in \${e://Field/month} \${e://Field/year}? Please select all that apply. Other school clubs or school activities, please specify: Is Not Empty

No change s (1)	Socially distanced/ no contact (2)	Additional cleaning of surfaces and equipment (3)	Masks required (4)	Online option for remote - learning student s (5)	Testing or vaccination required for participation (6)	Other change s (7)

If As of  
\${e://Field/filldate}, is your  
school offering any of the  
following activities? Please...  
= Athletic teams at school

□ □ □ □ □ □ □

If As of  
{e://Field/filldate}, is your  
school offering any of the  
following activities? Please...  
= Performing arts (for example,  
Band, Choir, Orchestra, or  
Drama)

□ □ □ □ □ □ □

If As of  
{e://Field/filldate}, is your  
school offering any of the  
following activities? Please...  
= Spirit groups (for example,  
Cheerleading, Dance Team, or  
Pep Club)

□ □ □ □ □ □ □

If As of  
 {e://Field/filldate}, is your  
 school offering any of the  
 following activities? Please...  
 = Academic clubs (for example,  
 Debate Team, Honor Society,  
 Spanish Club, Math Club, or  
 Computer Club)

□ □ □ □ □ □ □

[illegible]

*#{e://Field/filldate}, is your school offering any of the following activities? Please... = Class council or student government*

Class council or student government (9)

*Display This Choice:*

*If As of  
#{e://Field/filldate}, is your school offering any of the following activities? Please... = Volunteer or community service clubs sponsored by the school (for example, Peer Mediators, Environmental Club, Key Club, Interact, or Recycling Club)*

Volunteer or community service clubs sponsored by the school (for example, Peer Mediators, Environmental Club, Key Club, Interact, or Recycling Club) (10)

*Display This Choice:*

*If If Is your school offering any of the following activities in #{e://Field/month} #{e://Field/year}? Please select all that apply. Other school clubs or school activities, please specify: Is Not Empty*

*#{EXTRA1/  
ChoiceTextView/9} (12)*

☐☐☐☐☐☐☐☐☐☐☐☐☐☐

## Pandemic-Related Learning Needs

End of Block: Extracurricular Activities

Start of Block: Pandemic-Related Learning Needs



NEEDS1 As of \${e://Field/filldate}, have your school's teachers conducted any diagnostic assessments with students?

☐ Yes (1)

☐ No (2)

☐ Don't know (3)

---

Display This Question:

If As of \${e://Field/filldate}, have your school's teachers conducted any diagnostic assessments wit... = Yes



NEEDS2 Which students have participated in these diagnostic assessments?

☐ All or most students (1)

☐ Some students (2)

---

Display This Question:

If Which students have participated in these diagnostic assessments? = Some students



NEEDS3 What groups of students have participated in these diagnostic assessments?

*Please select all that apply.*

- ☐ Newly enrolled students (1)
- ☐ Students with Individualized Education Plans (IEPs)- exclude students with 504 plans (2)
- ☐ Students who may need IEPs but do not currently have them (3)
- ☐ Students who are English Language Learners (ELL) or in English as a Second Language (ESL) (4)
- ☐ Economically disadvantaged students (such as those who qualify for free or reduced price lunch) (5)
- ☐ Students in certain grades (6)
- ☐ Other students, please specify: (7) \_\_\_\_\_

---

*Display This Question:*

*If What groups of students have participated in these diagnostic assessments? Please select all... = Students in certain grades*



NEEDS4 What grades of students have participated in these diagnostic assessments?

*Please select all that apply.*

☐ Preschool (1)

☐ Kindergarten (2)

☐ 1st grade (3)

☐ 2nd grade (4)

☐ 3rd grade (5)

☐ 4th grade (6)

☐ 5th grade (7)

☐ 6th grade (8)

☐ 7th grade (9)

☐ 8th grade (10)

☐ 9th grade (11)

☐ 10th grade (12)

☐ 11th grade (13)

☐ 12th grade (14)



Display This Question:

If As of \${e://Field/filldate}, have your school's teachers conducted any diagnostic assessments wit... = Yes



NEEDS5 Will the results of the diagnostic assessments at the beginning of the \${e://Field/CurrentAcademicYear} school year be used to address pandemic-related learning needs?

☐ Yes (1)

☐ No (2)

☐ Don't know (3)

---

Page Break



NEEDS6 Over the summer of 2021, did your school do any of the following because of the COVID-19 pandemic?

*Please select all that apply.*

- ☐ Create or expand an existing summer school (1)
- ☐ Create or expand an existing summer camp program (2)
- ☐ Offer virtual educational resources for students to help with pandemic-related learning needs (3)
- ☐ Other summer enrichment activities, please specify: (4)  
\_\_\_\_\_
- ☐ ☒ Did not make any adjustments; offered same summer enrichment offered previously (5)
- ☐ ☒ Did not make any adjustments; did not offer summer enrichment (6)



NEEDS7 During the [\\${e://Field/CurrentAcademicYear}](#) school year, will the **school day be extended** for any or all students because of the COVID-19 pandemic?

- ☐ Yes (1)
- ☐ No (2)



NEEDS8 During the  $\{e://Field/CurrentAcademicYear\}$  school year, will the **number of school days be increased** for any or all students because of the COVID-19 pandemic?

☐ Yes (1)

☐ No (2)

---



NEEDS9 During the  $\{e://Field/CurrentAcademicYear\}$  school year, will **additional before-school or after-school programs** be offered because of the COVID-19 pandemic?

☐ Yes (1)

☐ No (2)

---



NEEDS10 During the  $\{e://Field/CurrentAcademicYear\}$  school year, will **additional virtual educational resources** be available for students who need it because of the COVID-19 pandemic?

☐ Yes (1)

☐ No (2)

---

Display This Question:

If During the  $\{e://Field/CurrentAcademicYear\}$  school year, will the school day be extended for any... = Yes  
Or During the  $\{e://Field/CurrentAcademicYear\}$  school year, will the number of school days be increa... = Yes  
Or During the  $\{e://Field/CurrentAcademicYear\}$  school year, will additional before-school or after-s... = Yes  
Or During the  $\{e://Field/CurrentAcademicYear\}$  school year, will additional virtual educational reso... = Yes



NEEDS11

Were the above additional services or programs offered to all/most students or only some students during the [\\${e://Field/CurrentAcademicYear}](#) school year?

☐ All or most students (1)

☐ Some students (2)

---

Display This Question:

*If Were the above additional services or programs offered to all/most students or only some students... = Some students*



## NEEDS12

What groups of students will be offered any of the above additional services or programs during the \$ {e://Field/CurrentAcademicYear} school year?

*Please select all that apply.*

- ☐ Students who had pandemic-related learning needs (1)
- ☐ Newly enrolled students (2)
- ☐ Students with Individualized Education Plans (IEPs)- exclude students with 504 plans (3)
- ☐ Students who may need IEPs but do not currently have them (4)
- ☐ Students who are English Language Learners (ELL) or in English as a Second Language (ESL) (5)
- ☐ Economically disadvantaged students (such as those who qualify for free or reduced price lunch) (6)
- ☐ Students in certain grades (7)
- ☐ Other students, please specify: (8) \_\_\_\_\_

*Display This Question:*

*If What groups of students will be offered any of the above additional services or programs during t... = Students in certain grades*



NEEDS13

What groups of students will be offered any of the above additional services or programs during the \$  
{e://Field/CurrentAcademicYear} school year?

*Please select all that apply.*

☐ Preschool (1)

☐ Kindergarten (2)

☐ 1st grade (3)

☐ 2nd grade (4)

☐ 3rd grade (5)

☐ 4th grade (6)

☐ 5th grade (7)

☐ 6th grade (8)

☐ 7th grade (9)

☐ 8th grade (10)

☐ 9th grade (11)

☐ 10th grade (12)

☐ 11th grade (13)

☐ 12th grade (14)

-----





NEEDS14 As of [\\${e://Field/filldate}](#), are any changes to the typical administration of federally mandated student assessments (i.e., standardized tests) expected at your school?

☐ Yes (1)

☐ No (2)

---

Display This Question:

If As of [\\${e://Field/filldate}](#), are any changes to the typical administration of federally mandated... = Yes





NEEDS15 As of [\\${e://Field/filldate}](#), what changes are expected to the typical administration of federally mandated student assessments (i.e., standardized tests) at your school?

*Please select all that apply.*

- ☐ Assessments will be canceled (1)
- ☐ Assessments will be delayed (2)
- ☐ Social distancing or other safety measures will be implemented during testing (3)
- ☐ Local assessments will be substituted for federally mandated assessments (4)
- ☐ Fewer assessments will be administered to students (5)
- ☐ Assessments will be abbreviated (e.g., by testing students in fewer subject areas) (6)
- ☐ The requirement for 95% of students to take assessments will be waived (7)
- ☐ Students attending school 100% virtually will not be required to take assessments (8)
- ☐ Assessments will be administered virtually (9)
- ☐ Other, please specify: (10) \_\_\_\_\_



NEEDS16 As of [\\${e://Field/filldate}](#), has there been any change to your school's grading policies because of the COVID-19 pandemic?

☐ Yes (1)

☐ No (2)

☐ Don't know (3)



NEEDS17 Was there any change to the process by which students were promoted to the next grade in your school during last school year ([\\${e://Field/PreviousAcademicYear}](#)) because of the COVID-19 pandemic?

☐ Yes (1)

☐ No (2)

☐ Don't know (3)

## Internet and Device Access

End of Block: Pandemic-Related Learning Needs

---

Start of Block: Internet and Device Access

display1\_INTERNET As of [\\${e://Field/filldate}](#):



INTERNET1 Are students who need internet access provided **internet access at home?**

☐ Yes (1)

☐ No (2)

☐ Don't know (3)

---



INTERNET2 Are students who need internet access provided with internet or hot spot access **at a location other than home?**

☐ Yes (1)

☐ No (2)

☐ Don't know (3)

---



INTERNET3 Has your school provided digital devices, such as laptops, tablets, or Chromebooks, to students who need it?

☐ Yes (1)

☐ No (2)

☐ Don't know (3)

---



INTERNET4 Has your school provided IT or technical support for problems with students' internet or computers?

*Include formal support or staff who are dedicated to help with IT. Do not include teachers who may help during lessons.*

☐ Yes (1)

☐ No (2)

☐ Don't know (3)



INTERNET5 Has your school provided IT or technical support for problems with staff's internet or computers?

*Include formal support or staff who are dedicated to help with IT, not teachers who may help during lessons.*

☐ Yes (1)

☐ No (2)

☐ Don't know (3)

## Staffing

End of Block: Internet and Device Access

---

Start of Block: School Staffing



STAFFING1 How many full or part-time teacher vacancies did your school have before the [\\${e://Field/CurrentAcademicYear}](#) school year?

*Please include vacancies caused by attrition and new positions that have been created.*

---

Display This Question:

If How many full or part-time teacher vacancies did your school have before the [\\${e://Field/CurrentAcademicYear}](#) school year? Please include vacancies caused by attrition a... Text Response Is Greater Than or Equal to 1



STAFFING2 Why did you have teacher vacancies before the [\\${e://Field/CurrentAcademicYear}](#) school year?

☐ Teacher attrition due to resignation (1)

☐ Teacher attrition due to retirement (2)

☐ New teaching positions were created (3)

☐ Other reason, please specify: (4) \_\_\_\_\_

☐ ☒ Don't know/Unsure (5)



### STAFFING3

For this school year ({e://Field/CurrentAcademicYear}), how difficult or easy was it to fill staff vacancies in each of the following fields?

Please include full or part-time positions that were vacant for the {e://Field/CurrentAcademicYear} school year that may or may not have been filled before the start of the school year.

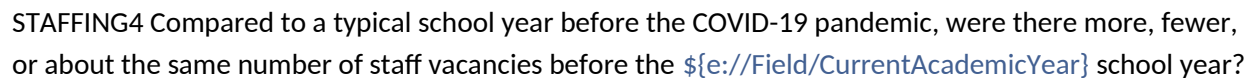
*Do NOT include vacancies for teachers who teach only prekindergarten or adult education.*

	This position is not offered in this school (1)	No vacancies in this field this school year (2)	Could not fill the vacancy (3)	Very difficult (4)	Somewhat difficult (5)	Somewhat easy (6)	Very easy (7)
Mental health professionals (such as counselors, psychologists, or social workers) (1)	0	0	0	0	0	0	0
Medical professionals (such as a school nurse or nurse's aid) (4)	0	0	0	0	0	0	0
Administrative staff (19)	0	0	0	0	0	0	0
Technology specialists or library/media specialists (20)	0	0	0	0	0	0	0
General elementary (6)	0	0	0	0	0	0	0
Special Education (7)	0	0	0	0	0	0	0
English as a Second Language or bilingual education (8)	0	0	0	0	0	0	0

English or Language arts (9)	0	0	0	0	0	0	0
Foreign languages (10)	0	0	0	0	0	0	0
Social studies (11)	0	0	0	0	0	0	0
Mathematics (12)	0	0	0	0	0	0	0
Computer science (13)	0	0	0	0	0	0	0
Physical sciences (e.g. chemistry, physics, earth sciences) (14)	0	0	0	0	0	0	0
Music or art (15)	0	0	0	0	0	0	0
Career or technical education (16)	0	0	0	0	0	0	0
Physical education or health (17)	0	0	0	0	0	0	0
Other, please specify: (18)	0	0	0	0	0	0	0

If If How many full or part-time teacher vacancies did your school have before the {e://Field/CurrentAcademicYear} school year?          Please include vacancies caused by attrition a... Text Response Is Greater Than 0

Or Or How many full or part-time teacher vacancies did your school have before the {e://Field/CurrentAcademicYear} school year?        Please include vacancies caused by attrition a... Text Response Is Empty



- LEARNING1 1-1A.** As of today, does your school offer full-time, in-person learning for any students? *Full-time, in-person learning refers to students learning in the school building every day of the school week full-time. Include students who take remote classes while in the school building.*

- ☐ Yes  
☐ No



**LEARNING2 1-1b.** As of today, was full-time, in-person learning offered to all students or only some students? {Display if LEARNING1 1-1A = YES}

- ☐ All students
- ☐ Some students

**LEARNING3 1-1c.** As of today, which students were offered full-time, in-person learning? *Select all that apply.* {Display if LEARNING2 1-1B = SOME STUDENTS}

- ☐ Students in certain grades
- ☐ Students with Individualized Education Programs (IEPs) - not including students with 504 plans
- ☐ Economically disadvantaged students (such as those who qualify for free or reduced-price lunch)
- ☐ English Learner (EL) or English as a Second Language (ESL) students
- ☐ Students experiencing homelessness
- ☐ Migrant students

**LEARNING5 1-2a.** As of today, does your school offer full-time, **remote** learning for any students because of the COVID-19 pandemic?

*Remote learning refers to students using online and/or paper materials to learn only from home or a location other than the school building. Include students who come into the building only for state testing or who come in for services no more than one day a month.*

- ☐ Yes
- ☐ No

**LEARNING6 1-2b.** As of today, does your district offer a full-time, **remote** academy or school because of the COVID-19 pandemic? {Display if LEARNING5 1-2a = NO}

- ☐ Yes
- ☐ No
- ☐ Don't Know

**LEARNING7 1-2c.** Are students who attend the district remote academy or school still enrolled at your school? {Display if LEARNING5 1-2a = YES}

- ☐ Yes
- ☐ No
- ☐ Don't Know

**LEARNING8 1-2d.** As of today, was remote learning offered to all students or some students? {Display if LEARNING5 1-2a or LEARNING7 1-2c = YES}

- ☐ All students
- ☐ Some students

**LEARNING9 1-2e.** As of today, which students were offered full-time, remote learning? *Select all that apply.* {Display if LEARNING8 1-2d = SOME STUDENTS}

- ☐ Students in certain grades
- ☐ Students with Individualized Education Programs (IEPs) - not including students with 504 plans
- ☐ Economically disadvantaged students (such as those who qualify for free or reduced-price lunch)
- ☐ English Learner (EL) or English as a Second Language (ESL) students
- ☐ Students experiencing homelessness
- ☐ Migrant students

**LEARNING11 1-3a.** As of today, does your school offer a **hybrid** of remote and in-person learning for any students because of the COVID-19 pandemic?

*Hybrid remote and in-person learning refers to students who are in the school building for less than a full school day or full school week on a regular basis. These students come into school for some days or classes but also stay at home for some days or classes.*

- ☐ Yes
- ☐ No

**LEARNING12 1-3b.** As of today, was hybrid of remote and in-person learning offered to all students or some students? {Display if LEARNING11 1-3a = YES}

- ☐ All students
- ☐ Some students

**LEARNING13 1-3c.** As of today, which students were offered a hybrid of remote and in-person learning? *Select all that apply.* {Display if LEARNING12 1-3b = SOME STUDENTS}

- ☐ Students in certain grades
- ☐ Students with Individualized Education Programs (IEPs) - not including students with 504 plans
- ☐ Economically disadvantaged students (such as those who qualify for free or reduced-price lunch)
- ☐ English Learner (EL) or English as a Second Language (ESL) students
- ☐ Students experiencing homelessness
- ☐ Migrant students

**LEARNING15 1-3e.** How many days a week does your school offer in-person instruction for hybrid students? {Display if LEARNING11 1-3a = YES}

**LEARNING16 1-3f.** You indicated that your school offers in-person instruction more than 5 days a week for hybrid students. Is this because the school is open every day, but students have different schedules which allow them to attend school in person on alternate days or weeks? {Display if LEARNING15 1-3e > 5}

- ☐ Yes
- ☐ No

**LEARNING17 1-4.** Some schools offer instruction in which students learn in person in the school building while the instructor teachers from another location and not in the same classroom as students. As of today, does your school offer this type of learning because of the COVID-19 pandemic?

*Exclude remote learning courses that were offered before the COVID-19 pandemic.*

- ☐ Yes
- ☐ No

**LEARNING18 1-5.** You indicated that your school is not offering in-person, remote, or hybrid learning as of today. Would you briefly explain how your school is operating below? Please also note if your school is closed because of COVID-19. **If your school is closed or not operating in any of the modes inquired above, you do not need to complete the remainder of this survey.** {Display if LEARNING1 1-1a, LEARNING5 1-2a, & LEARNING11 1-3a = NO}

## Quarantine

**Quar1 2-1.** As of today, do you have a formal policy that indicates when students are required to stay home and not allowed to attend school in person for reasons related to COVID-19? This could be because they display COVID-19-like symptoms, have potentially been exposed to someone with COVID-19, or have tested positive for COVID-19.

- ☐ Yes
- ☐ No {If 'No', no other Quarantine items are displayed}

**Quar2 2-1a.** Which of the following are included in your school's quarantine policy? *Select all that apply.*

- ☐ A definition of what counts as a potential exposure to COVID-19
- ☐ Requirements about who must be contacted in the event of a potential exposure to COVID-19
- ☐ Requirements about the length of time that exposed students or staff must remain out of the school building
- ☐ Requirements for COVID-19 testing of potentially exposed students and staff
- ☐ Requirements about when an entire classroom or school must quarantine
- ☐ Any exceptions in the policy for vaccinated individuals
- ☐ Other requirements
- ☐ Unsure what is included in policy

**Quar3 2-1b.** Does this policy apply to any potential exposure to COVID-19, or only to exposures that occur within the school setting?

- ☐ Any potential exposure
- ☐ Only exposures that occur within the school setting
- ☐ Don't know

**Quar4 2-2.** Does your school have a way of tracking which students are required to stay home and not attend school in person for reasons related to COVID-19? This could be because they display COVID-19-like symptoms, have potentially been exposed to someone with COVID-19, or have tested positive for COVID-19.

- ☐ Yes
- ☐ No

**Quar5 2-3.** Have students in your school been required to stay home and not attend school in person for any of the following reasons? *Select all that apply.*

- ☐ Student displayed COVID-19-like symptoms
- ☐ Student was potentially exposed to someone with COVID-19
- ☐ Student tested positive for COVID-19
- ☐ None of the above

**Quar6a 2-3a.** Today (or the most recent day you have information), are any students currently at home and not allowed to attend school in person because they have been potentially exposed to COVID-19, displayed COVID-19 like symptoms, or have tested positive for COVID-19? {Display if Quar5 3-3 ≠ NONE OF THE ABOVE}

- ☐ Yes
- ☐ No
- ☐ Don't Know
- ☐ Not Applicable – all students are currently receiving full-time remote instruction

**Quar6b 2-3b.** Today (or the most recent day you have information), how many students are currently at home and not allowed to attend school in person because they have been potentially exposed to COVID-19, displayed COVID-19 like symptoms, or have tested positive for COVID-19? {Display if Quar6 2-3 = YES}

students

**Quar7 2-3c.** What type of instruction is offered to students who are required to stay home and not attend school in person because they have been potentially exposed to COVID-19, displayed COVID-19 like symptoms, or have tested positive for COVID-19? {Display if Quar9 2-5a = NO}

- ☐ Full-time remote learning or remote academy/school
- ☐ Paper worksheets and packets only
- ☐ No formal instruction is offered to these students
- ☐ Other, please specify: \_\_\_\_\_

**Quar8 2-4.** Does your school have a way of tracking which students have received the COVID-19 vaccine? {Display if Quar6b 2-3b = YES}

- ☐ Yes
- ☐ No

**Quar9 2-5.** Does your school's policy on when students are required to stay home and not attend school differ for students who are fully vaccinated versus those who are not vaccinated? {Display if Quar5 3-3 ≠ NONE OF THE ABOVE}

- ☐ Yes
- ☐ No
- ☐ Don't Know

**Quar10 2-6a.** For students who are required to stay home and not attend school in person because they have **displayed COVID-19-like symptoms or have tested positive for COVID-19**, what must they do in order to return to school? *Select all that apply.* {Display if Quar9 2-5a = YES}

- ☐ Test negative for COVID-19 once
- ☐ Test negative for COVID-19 more than once
- ☐ Stay home for a fixed number of days (indicate in next question)
- ☐ No longer have COVID-19-like symptoms
- ☐ Obtain a doctor's note indicating the student is no longer sick or displaying symptoms
- ☐ Other, please specify: \_\_\_\_\_
- ☐ There are no requirements for a student to return to school in person.

**Quar10num.** How many days must these students stay home? {Display if Quar10 2-6a = ... "fixed number"}

Dropdown with options 1-14+

days

**Quar11 2-6b.** For students who are required to stay home and not attend school in person because they have **been potentially exposed to COVID-19**, what must they do in order to return to school? *Select all that apply.* {Display if Quar9 2-5a = NO}

- ☐ Test negative for COVID-19 once
- ☐ Test negative for COVID-19 more than once
- ☐ Stay home for a fixed number of days (indicate in next question)
- ☐ No longer have COVID-19-like symptoms
- ☐ Obtain a doctor's note indicating the student is no longer sick or displaying symptoms
- ☐ Other, please specify: \_\_\_\_\_

- o There are no requirements for a student to return to school in person.

**Quar11num.** How many days must these students stay home? {Display if Quar10 2-6a = ... "fixed number"}

Dropdown with options 1-14+

days

**Quar12 2-6a.** For **vaccinated** students who are required to stay home and not attend school in person because they have **displayed COVID-19-like symptoms, or have tested positive for COVID-19**, what must they do in order to return to school? *Select all that apply.* {Display if Quar9 2-5a = YES}

- o Test negative for COVID-19 once
- o Test negative for COVID-19 more than once
- o Stay home for a fixed number of days (indicate in next question)
- o No longer have COVID-19-like symptoms
- o Obtain a doctor's note indicating the student is no longer sick or displaying symptoms
- o Other, please specify: \_\_\_\_\_
- o There are no requirements for a student to return to school in person.

**Quar12num.** How many days must these students stay home? {Display if Quar10 2-6a = ... "fixed number"}

Dropdown with options 1-14+

days

**Quar13 2-6b.** For **vaccinated** students who are required to stay home and not attend school in person because they have been **potentially exposed to COVID-19**, what must they do in order to return to school? *Select all that apply.* {Display if Quar9 2-5a = YES}

- o Test negative for COVID-19 once
- o Test negative for COVID-19 more than once
- o Stay home for a fixed number of days (indicate in next question)
- o No longer have COVID-19-like symptoms
- o Obtain a doctor's note indicating the student is no longer sick or displaying symptoms
- o Other, please specify: \_\_\_\_\_
- o There are no requirements for a student to return to school in person.

**Quar13num.** How many days must these students stay home? {Display if Quar13 2-6b = ... "fixed number"}

Dropdown with options 1-14+

days

**Quar14 2-6c.** For **unvaccinated** students who are required to stay home and not attend school in person because they have **displayed COVID-19-like symptoms, or have tested positive for COVID-19**, what must they do in order to return to school? *Select all that apply.* {Display if Quar9 2-5a = YES}

- ☐ Test negative for COVID-19 once
- ☐ Test negative for COVID-19 more than once
- ☐ Stay home for a fixed number of days (indicate in next question)
- ☐ No longer have COVID-19-like symptoms
- ☐ Obtain a doctor's note indicating the student is no longer sick or displaying symptoms
- ☐ Other, please specify: \_\_\_\_\_
- ☐ There are no requirements for a student to return to school in person.

**Quar14num.** How many days must a student stay home? {Display if Quar14 2-6c = ... "fixed number"}

Dropdown with options 1-14+

days

**Quar15 2-6d.** For **unvaccinated** students who are required to stay home and not attend school in person because they have been **potentially exposed to COVID-19**, what must they do in order to return to school? *Select all that apply.* {Display if Quar9 2-5a = YES}

- ☐ Test negative for COVID-19 once
- ☐ Test negative for COVID-19 more than once
- ☐ Stay home for a fixed number of days (indicate in next question)
- ☐ No longer have COVID-19-like symptoms
- ☐ Obtain a doctor's note indicating the student is no longer sick or displaying symptoms
- ☐ Other, please specify: \_\_\_\_\_
- ☐ There are no requirements for a student to return to school in person.

**Quar15num.** How many days must these students stay home? {Display if Quar15 2-6d = ... "fixed number"}

Dropdown with options 1-14+

days

**Quar16 2-7.** If a student **displays COVID-19-like symptoms or has tested positive for COVID-19**, who is required to stay home and not attend school in person? *Select all that apply.*

- ☐ The student
- ☐ Those who have been in close contact with the student
- ☐ The student's entire class
- ☐ No one is required to stay home
- ☐ Other, please specify: \_\_\_\_\_

**Quar17 2-8.** If a student was **potentially exposed to someone with COVID-19**, who is required to stay home and not attend school in-person? *Select all that apply.*

- ☐ The student
- ☐ Those who have been in close contact with the student
- ☐ The student's entire class
- ☐ No one is required to stay home
- ☐ Other, please specify: \_\_\_\_\_

**Quar18 2-9.** Thank you for completing this section of the survey. We'd like to learn more about what schools are experiencing while continuing to respond to the challenges of the COVID-19 pandemic. In the space below, please share any other information you would like the U.S. Department of Education and other federal policymakers to know about how you have dealt with **requiring students to stay home and not attend school in-person**.

*This item is optional.*

## Staffing

**STAFFING1 3-1.** As of today, how many full-or part-time teaching vacancies does your school have?

*Please include vacancies caused by attrition and new positions that were created.*

*Please enter the **number** of vacancies. Count each part-time vacancy as a separate position; for example, if you have 3 part-time teaching vacancies, count this as 3 vacancies.*

vacancies

**STAFFING1b 3-1a.** To the best of your knowledge, why do these teacher vacancies exist? *Select all that apply.* {Display if STAFFING1 3-1 > 0}

- ☐ Teacher attrition due to resignation
- ☐ Teacher attrition due to retirement
- ☐ New teaching positions were created
- ☐ Other reason
- ☐ Don't Know/Unsure

**STAFFING3a 3-1b.** As of today, which of the following teaching positions have at least one current vacancy? *Select all that apply.* {Display if STAFFING1 3-1 > 0}

- ☐ General elementary
- ☐ Special education
- ☐ Substitute teacher
- ☐ English Learner (EL) or English as a Second Language (ESL) education
- ☐ English or Language Arts
- ☐ Foreign languages
- ☐ Social studies
- ☐ Mathematics
- ☐ Computer science
- ☐ Physical sciences (e.g., chemistry, physics, earth science)
- ☐ Life sciences {e.g., biology}
- ☐ Music or art
- ☐ Career or technical education
- ☐ Physical education or health
- ☐ Other, please specify: \_\_\_\_\_

**STAFFING2a 3-2.** As of today, how many full-or part-time non-teaching staff vacancies does your school have?

*Please include vacancies caused by attrition and new positions that were created. Count each part-time vacancy as a separate position; for example, if you have 3 part-time staff vacancies, count this as 3 vacancies.*

vacancies

**STAFFING2b 3-2a.** To the best of your knowledge, why do these staff vacancies exist? *Select all that apply.* {Display if STAFFING2a 3-2 > 0}

- ☐ Staff attrition due to resignation
- ☐ Staff attrition due to retirement
- ☐ New staff positions were created
- ☐ Other reason
- ☐ Don't Know/Unsure

**STAFFING3b 3-2b.** As of today, which of the following non-teaching staff positions have at least one current vacancy? *Select all that apply.* {Display if STAFFING2a 3-2 > 0}

- ☐ Mental health professional (e.g., counselor, psychologist, social worker)
- ☐ Medical professional (e.g., school nurse or nurse's aide)
- ☐ Administrative staff
- ☐ Technology specialists
- ☐ Transportation staff
- ☐ Custodial staff
- ☐ Nutrition staff (e.g., food preparation, cafeteria workers)

**STAFFING3c 3-2c.** As of today, which of the following administrative positions do you have at least one current vacancy? *Select all that apply.* {Display if "Administrative staff" selected in STAFFING 3b}

- ☐ Principal
- ☐ Assistant or vice principal
- ☐ Superintendent
- ☐ Department chairs or supervisors
- ☐ There are no administrative vacancies
- ☐ Other, please specify: \_\_\_\_\_

**STAFFING4 3-3.** How have teacher and staff vacancies impacted your school? *Select all that apply.*

{Display if STAFFING1a 3-1 or STAFFING2a 3-2 > 0}

- ☐ Forced change in learning modes (e.g., switching from in-person to hybrid learning)
- ☐ Disruptions in student transportation
- ☐ Disruptions in administration of school meals
- ☐ Disruptions in administration of medical care or response
- ☐ Offering fewer extra-curricular opportunities (e.g., athletics, clubs)
- ☐ Offering fewer student services (e.g., counseling, guidance)
- ☐ Increased class sizes
- ☐ Sharing of teachers and/or staff with other schools
- ☐ Increased need to use teachers outside of their intended duties (i.e., needing teachers to cover duties they were not hired to do)
- ☐ Increased need to use non-teaching staff outside of their intended duties (i.e., needing staff to cover duties they were not hired to do)



**STAFFING5 3-4.** To what extent do you agree with the following statement?

“The COVID-19 pandemic has increased the number of teacher and staff vacancies in my school”

- ☐ Strongly Disagree
- ☐ Disagree
- ☐ Neither Agree nor Disagree
- ☐ Agree
- ☐ Strongly Agree

**STAFFING6 3-5.** Thank you for completing this section of the survey. We’d like to learn more about what schools are experiencing while continuing to respond to the challenges of the COVID-19 pandemic. In the space below, please share any other information you would like the U.S. Department of Education and other federal policymakers to know about how you have dealt with **staff and teacher vacancies in your school**.

*This item is optional.*

## Counts

**ALTMITIGATION40 4-1.** To the best of your knowledge, what percentage of your school's teaching and non-teaching STAFF are fully vaccinated against COVID-19?

\_\_\_\_\_ percentage of staff

- ☐ Don't Know

**ALTMITIGATION40 2-28b.** To the best of your knowledge, what percentage of your school's STUDENTS are fully vaccinated against COVID-19?

\_\_\_\_\_ percentage of students

- ☐ Don't Know

**TEACHER0 5-1.** Please enter an approximate total teacher count for your school as of today.

Please enter the **number** of teachers, including full-time and part-time teachers.

\_\_\_\_\_ Total number of teachers

**STAFF0 5-2.** Please enter an approximate total non-teacher staff count for your school as of today.

Please enter the **number** of non-teaching staff, including full-time and part-time non-teachers.

\_\_\_\_\_ Total number of non-teaching staff

**ENROLLMENT0.** As of today, please enter your **total** student enrollment count.

Please enter the **number** of students.

\_\_\_\_\_ Total number of students

## Suggestions for Future Items

**FutCont.** We want to ensure we are continuing to collect information that is relevant to the daily challenges that schools are facing during the COVID-19 pandemic. In this space below, please share any other topics you believe are important for the U.S. Department of Education and additional federal policymakers to know as we continue this monthly survey collection.

*This item is optional.*

February 2022

## School Pulse Panel February Survey

### Learning Modes

**LEARNING1 1-1A.** As of today, does your school offer full-time, in-person learning for any students?

*Full-time, in-person learning refers to students learning in the school building every day of the school week full-time. Include students who take remote classes while in the school building.*

- ☐ Yes
- ☐ No

**LEARNING5 1-2a.** As of today, does your school offer full-time, **remote** learning for any students

because of the COVID-19 pandemic? *Remote learning refers to students using online and/or paper materials to learn only from home or a location other than the school building. Include students who come into the building only for state testing or who come in for services no more than one day a month.*

- ☐ Yes
- ☐ No

**LEARNING8 1-2d.** As of today, was **remote** learning offered to all students or some students? {Display if LEARNING5 1-2a}

- ☐ All students
- ☐ Some students

**LEARNING9 1-2e.** As of today, which students were offered full-time, **remote** learning? *Select all that apply.* {Display if LEARNING8 1-2d = SOME STUDENTS}

- ☐ Students in certain grades
- ☐ Students with Individualized Education Programs (IEPs) - not including students with 504 plans
- ☐ Economically disadvantaged students (such as those who qualify for free or reduced-price lunch)
- ☐ English Learner (EL) or English as a Second Language (ESL) students
- ☐ Students experiencing homelessness
- ☐ Migrant students

**LEARNING11 1-3a.** As of today, does your school offer a **hybrid** of remote and in-person learning for any students because of the COVID-19 pandemic? *Hybrid remote and in-person learning refers to students who are*

*in the school building for less than a full school day or full school week on a regular basis. These students come into school for some days or classes but also stay at home for some days or classes.*

- ☐ Yes
- ☐ No

**LEARNING12 1-3b.** As of today, was **hybrid** of remote and in-person learning offered to all students or some students? {Display if LEARNING11 1-3a = YES}

- ☐ All students
- ☐ Some students

**LEARNING13 1-3c.** As of today, which students were offered a **hybrid** of remote and in-person learning? *Select all that apply.* {Display if LEARNING12 1-3b = SOME STUDENTS}

- ☐ Students in certain grades
- ☐ Students with Individualized Education Programs (IEPs) - not including students with 504 plans
- ☐ Economically disadvantaged students (such as those who qualify for free or reduced-price lunch)
- ☐ English Learner (EL) or English as a Second Language (ESL) students
- ☐ Students experiencing homelessness
- ☐ Migrant students

**LEARNING18 1-5.** You indicated that your school is not offering in-person, remote, or hybrid learning as of today. Would you briefly explain how your school is operating below? Please also note if your school is closed because of COVID-19. **If your school is closed or not operating in any of the modes inquired above, you do not need to complete the remainder of this survey** {Display if LEARNING1,

LEARNING5, LEARNING11 = NO}.

**FEBLEARNING19 2-1.** Did your school delay the return to learning (i.e., school was closed, no instruction was offered) after winter break because of COVID-19?

- ☐ Yes
- ☐ No
- ☐ Don't Know

**FEBLEARNING20 2-1a.** Which of the following reasons was your school delayed in returning from winter break? *Select all that apply.* {Display if FEBLEARNING19 2-1= Yes}

- ☐ Provide additional time for students and staff to get tested for COVID-19
- ☐ Concerns from district leaders or administrators over the ability to reduce the spread of COVID-19 at your school
- ☐ Concerns from school leaders or administrators over the ability to reduce the spread of COVID-19 at your school
- ☐ Concerns from school staff over the ability to reduce the spread of COVID-19 at your school
- ☐ High transmission rates of COVID-19 in the community
- ☐ High transmission rates of COVID-19 among students, staff, and/or their families
- ☐ Staffing shortages
- ☐ Other, please specify: \_\_\_\_\_

**FEBLEARNING21 2-2.** Did your school require that students test negative for COVID-19 before returning to in-person learning after winter break?

- ☐ Yes
- ☐ No
- ☐ Don't Know
- ☐ Not applicable – school has not returned to in-person learning



**FEBLEARNING22 2-3.** Did your school or district provide COVID-19 tests to each student prior to returning to school after winter break?

- ☐ Yes
- ☐ No
- ☐ Don't Know
- ☐ Not applicable – school has not returned to in-person learning

**FEBLEARNING23 2-4.** At any time since returning from winter break, did your school switch from in-person learning to either remote or hybrid learning?

- ☐ Yes, switched to remote learning
- ☐ Yes, switched to hybrid learning
- ☐ No, remained in-person
- ☐ Don't Know

### Quarantine

**Quar4 3-1.** Does your school have a way of tracking which students are required to stay home and not attend school in person for reasons related to COVID-19? This could be because they display COVID-19-like symptoms, have potentially been exposed to someone with COVID-19, or have tested positive for COVID-19.

- ☐ Yes
- ☐ No

**Quar6a 3-1a.** Today (or the most recent day you have information), are any STUDENTS currently at home and not allowed to attend school in person because they have been potentially exposed to COVID-19, displayed COVID-19 like symptoms, or have tested positive for COVID-19? {Display if Quar4 3-1 = Yes}

- ☐ Yes
- ☐ No
- ☐ Don't Know
- ☐ Not Applicable – all students are currently receiving full-time remote instruction

**Quar6b 3-1b.** Today (or the most recent day you have information), how many STUDENTS are currently at home and not allowed to attend school in person because they have been potentially exposed to COVID-19, displayed COVID-19 like symptoms, or have tested positive for COVID-19? {Display if Quar6a 3-1 = Yes}

students

**Quar8 3-2.** Does your school have a way of tracking which students have received the COVID-19 vaccine?

- ☐ Yes
- ☐ No

**Quar19a 3-3.** Today (or the most recent day you have information), are any TEACHERS and/or NON-TEACHING STAFF members currently at home and not allowed to be in the school building because they have been potentially exposed to COVID-19, displayed COVID-19 like symptoms, or have tested positive for COVID-19?

- ☐ Yes
- ☐ No
- ☐ Don't Know
- ☐ Not Applicable – we are only providing full-time remote learning at this time

**Quar19b.** Today (or the most recent day you have information), how many TEACHERS and NON-TEACHING STAFF members are currently at home and not allowed to be in the school building because they have been potentially exposed to COVID-19, displayed COVID-19 like symptoms, or have tested positive for COVID-19? {Display if Quar19a 3-3 = Yes}

teachers and non-teaching staff members

**STAFFING4 3-3b.** How have teacher and staff COVID-related absences impacted your school? *Select all that apply.* {Display if Quar19a 3-3 = Yes}

- ☐ Forced change in learning modes (e.g., switching from in-person to hybrid learning)
- ☐ Disruptions in student transportation
- ☐ Disruptions in administration of school meals
- ☐ Disruptions in administration of medical care or response
- ☐ Offering fewer extra-curricular opportunities (e.g., athletics, clubs)
- ☐ Offering fewer student services (e.g., counseling, guidance)
- ☐ Increased class sizes
- ☐ Sharing of teachers and/or staff with other schools
- ☐ Increased need to use teachers outside of their intended duties (i.e., needing teachers to cover duties they were not hired to do)
- ☐ Increased need to use non-teaching staff outside of their intended duties (i.e., needing staff to cover duties they were not hired to do)

## Mitigation

*The next questions are about whether your school uses the **Test to Stay (TTS) program**. TTS is a COVID-19 testing program that allows unvaccinated or partially vaccinated individuals who are identified as a close contact to a case of COVID-19 in certain school settings to continue to come to school if they are asymptomatic and serially test negative for COVID-19.*

**NEWMITIGATION1 4-1.** Does your school use the Test to Stay (TTS) program in order to keep individuals in school?

- ☐ Yes {Display NEWMITIGATION2-6 if "Yes" selected}
- ☐ No
- ☐ Don't Know

**NEWMITIGATION2 4-1a.** Who is eligible to participate in the TTS program? *Select all that apply.*

- ☐ Students
- ☐ Staff
- ☐ Other, please specify: \_\_\_\_\_

**NEWMITIGATION3 4-1b.** Which of the following criteria are required for close contact individuals to **begin participating** in TTS? *Select all that apply.*

- ☐ Their COVID-19 exposure occurred in school
- ☐ Close contact individuals were masked during the entire exposure event
- ☐ Close contact individuals are asymptomatic
- ☐ Close contact individuals must test negative for COVID-19
- ☐ Other, please specify: \_\_\_\_\_

**NEWMITIGATION4 4-1c.** Which of the following criteria are necessary for close contact individuals to **remain participating** in TTS? *Select all that apply.*

- ☐ Close contact individuals must continue to test negative for COVID-19
- ☐ Close contact individuals must remain masked in school
- ☐ Close contact individuals must remain asymptomatic
- ☐ Close contact individuals must adhere to applicable quarantine guidance (e.g., city, state, or federal guidance) outside of school
- ☐ Close contact individuals must physically distance in school, when feasible
- ☐ Other, please specify: \_\_\_\_\_

**NEWMITIGATION5 4-1d.** Which of the following best describes how often individuals participating in TTS are tested for COVID-19?

- ☐ Daily
- ☐ Four times per week
- ☐ Three times per week
- ☐ Two times per week
- ☐ Once per week
- ☐ Other, please specify: \_\_\_\_\_

**NEWMITIGATION6 4-1e.** If an individual remains asymptomatic and continues to test negative for COVID-19, how long are they required to participate in TTS?

- ☐ Less than one week after initial exposure
- ☐ One week after initial exposure
- ☐ Two weeks after initial exposure
- ☐ More than two weeks after initial exposure



**MITIGATION** As of today, are there formal systems in place for the following?

**MITIGATION1 4-2.** A STAFF MEMBER to report if they have been clinically **diagnosed** with COVID-19?

- ☐ Yes
- ☐ No
- ☐ Don't know

**MITIGATION2 4-3.** A STAFF MEMBER to report if they have **symptoms** of COVID-19?

- ☐ Yes
- ☐ No
- ☐ Don't know

**MITIGATION3 4-4.** A STAFF MEMBER to report if they have a **student with symptoms** of COVID-19?

- ☐ Yes
- ☐ No
- ☐ Don't know

**MITIGATION4 4-5.** A STAFF MEMBER to report if they have been **exposed** to someone with COVID-19?

- ☐ Yes
- ☐ No
- ☐ Don't know

**MITIGATION5 4-6.** A PARENT OR GUARDIAN to report if their **child has been diagnosed** with COVID-19?

- ☐ Yes
- ☐ No
- ☐ Don't know

**MITIGATION6 4-7.** A PARENT OR GUARDIAN to report if their **child has symptoms** of COVID-19?

- ☐ Yes
- ☐ No
- ☐ Don't know

**MITIGATION7 4-8.** A PARENT OR GUARDIAN to report if their **child has been exposed** to someone with COVID-19 outside of school?

- ☐ Yes
- ☐ No
- ☐ Don't know

**MITIGATION8 4-9.** To notify PARENTS OR GUARDIANS when their **child may have been exposed** to COVID-19 at school?

- ☐ Yes

- ☐ No
- ☐ Don't know

**MITIGATION9 4-9b.** How soon after the school knows of the exposure does a notification go out to parents? {Display if MITIGATION8 4-9 = YES}

- ☐ Same day
- ☐ Next day
- ☐ Within a week
- ☐ Within a month
- ☐ More than a month

**MITIGATION10 4-10.** Is there a formal system in place to notify STAFF when they **may have been exposed** to COVID-19 at school?

- ☐ Yes
- ☐ No
- ☐ Don't know

**MITIGATION11 4-10a.** How soon after the school knows of the exposure does a notification go out to staff? {Display if MITIGATION10 4-10 = YES}

- ☐ Same day
- ☐ Next day
- ☐ Within a week
- ☐ Within a month
- ☐ More than a month

**MITIGATION12 4-11.** Is there a designated staff member(s) assigned to contact trace students who have tested positive for COVID-19?

- ☐ Yes
- ☐ No
- ☐ Don't know

**MITIGATION13 4-12.** Does your district or school have any kind of publicly available tracker documenting all COVID-19 cases in a given school or district to date?

*Do not include state-level case trackers.*

- ☐ Yes
- ☐ No
- ☐ Don't know

*The next questions are about whether your school does screening or testing for COVID-19. Screening includes asking about COVID-19 symptoms and/or checking temperatures. Testing includes PCR (Polymerase Chain Reaction) and rapid (antigen) COVID-19 testing. Do not include antibody testing.*

**MITIGATION** As of today:

**MITIGATION20 4-13.** Does your school require daily COVID-19 **symptom screening** with STAFF?

*Screening includes asking about COVID-19 symptoms and/or checking temperatures.*

- ☐ Yes
- ☐ No
- ☐ Don't know

**MITIGATION21 4-14.** Does your school require daily COVID-19 **symptom screening** with STUDENTS?

*Screening includes asking about COVID-19 symptoms and/or checking temperatures.*

- ☐ Yes
- ☐ No
- ☐ Don't know

**MITIGATION22 4-15.** Does your school have on-site COVID-19 **testing** for STAFF when they **have symptoms or possible COVID-19 exposure**?

- ☐ Yes
- ☐ No
- ☐ Don't know

**MITIGATION23 4-16.** Does your school have on-site COVID-19 **testing** for STUDENTS when they **have symptoms or possible COVID-19 exposure**?

- ☐ Yes
- ☐ No
- ☐ Don't know

**MITIGATION24 4-17.** Does your school have on-site COVID-19 **testing** for STAFF **even if they have no symptoms or possible exposure?**

- ☐ Yes
- ☐ No
- ☐ Don't know

**MITIGATION25 4-18.** Does your school have on-site COVID-19 **testing** for STUDENTS **even if they have no symptoms or possible exposure?**

- ☐ Yes
- ☐ No
- ☐ Don't know

**NEWMITIGATION6.** What type(s) of COVID-19 testing does your school conduct? *Select all that apply.* {Display if any of MITIGATION22-25 = YES}

- ☐ Polymerase Chain Reaction (PCR) testing
- ☐ Rapid (antigen) testing
- ☐ Pooled sample testing
- ☐ Antibody testing
- ☐ Don't know

**NEWMITIGATION7.** Who is primarily responsible for administering COVID-19 tests at your school?

{Display if any of MITIGATION22-25 = YES}

- ☐ School medical professional(s) (e.g., school nurse, nurse's aide)
- ☐ An outside vendor (e.g., a contracted COVID-19 testing service)
- ☐ School administrator(s) (e.g., principal, vice principal)
- ☐ School staff (e.g., teacher, secretary)
- ☐ Other, please specify: \_\_\_\_\_

**MITIGATION26 4-19.** Does your school require that any STAFF wear a mask inside the school?

- ☐ Yes
- ☐ No
- ☐ Don't know

**MITIGATION27 4-19a.** Are STAFF who are vaccinated against COVID-19 required to wear a mask?

{Display if MITIGATION26 4-19 = YES}

- ☐ Yes
- ☐ No
- ☐ Don't know

**MITIGATION28 4-19b.** Does your school require proof of vaccination against COVID-19 to exempt STAFF from wearing a mask? {Display if MITIGATION27 4-19a = YES}

- ☐ Yes
- ☐ No
- ☐ Don't know

**MITIGATION29 4-20.** Does your school require that any PARENTS OR GUARDIANS wear a mask inside the school?

- ☐ Yes
- ☐ No
- ☐ Don't know
- ☐ Not applicable - parents or guardians are not allowed inside the building at this time

**MITIGATION30 4-20a.** Are PARENTS OR GUARDIANS who are vaccinated against COVID-19 required to wear a mask? {Display if MITIGATION30 4-20 = YES}

- ☐ Yes
- ☐ No
- ☐ Don't know

**MITIGATION31 4-20b.** Does your school require proof of vaccination against COVID-19 to exempt PARENTS OR GUARDIANS from wearing a mask? {Display if MITIGATION30 4-20a = YES}

- ☐ Yes
- ☐ No
- ☐ Don't know

**MITIGATION32 4-21.** Does your school require that any STUDENTS wear a mask inside the school building?

- ☐ Yes
- ☐ No
- ☐ Don't know

**MITIGATION33 4-21a.** Are STUDENTS who are vaccinated against COVID-19 required to wear a mask? {Display if MITIGATION32 4-21 = YES}

- ☐ Yes
- ☐ No
- ☐ Don't know

**MITIGATION34 4-22b.** Does your school require proof of vaccination against COVID-19 to exempt STUDENTS from wearing a mask? {Display if MITIGATION32 4-21a = YES}

- ☐ Yes
- ☐ No
- ☐ Don't know

**MITIGATION36 4-22.** As of today, is your school doing any of the following to decrease the spread of COVID-19? *Please select all that apply.*

- ☐ Spaced desks and seating at least 3 feet apart
- ☐ Faced student desks and seating in the same direction
- ☐ Decreased class size
- ☐ Placed physical guides (e.g., tape, marks) and signs for distancing to account for movement of staff and students in the hallways or classrooms
- ☐ Encouraged social distancing during recess or physical education
- ☐ Installed physical barriers (i.e., plastic or other dividers) between students and staff
- ☐ Installed physical barriers (i.e., plastic or other dividers) between students
- ☐ Increased ventilation by opening windows and doors, using fans, and/or making improvements or upgrades to the school's ventilation system
- ☐ Increased how often surfaces are cleaned
- ☐ Added additional handwashing stations or hand sanitizer stations
- ☐ None of the above
- ☐ Don't know

**MITIGATION37 4-23.** As of today, is your school modifying any of the following for food service? *Please select all that apply.*

- ☐ Closed the cafeteria
- ☐ Changed lunch schedule to decrease the number of students in the cafeteria
- ☐ Offered only grab and go food items
- ☐ Blocked off seats in the cafeteria to increase distance between students
- ☐ Installed plastic or other dividers in the cafeteria
- ☐ Moved eating to classrooms for some or all students
- ☐ Moved eating outside for some or all students
- ☐ None of the above
- ☐ Don't know

**MITIGATION39 4-24.** Does your school or district require staff to be vaccinated unless they have a religious or medical waiver?

- ☐ Yes
- ☐ No
- ☐ Don't know

**ALTMITIGATION40 4-25.** To the best of your knowledge, what percentage of your school's teaching and non-teaching STAFF are fully vaccinated against COVID-19?

\_\_\_\_\_ percentage of staff

- ☐ Don't Know

**ALTMITIGATION40 2-26.** To the best of your knowledge, what percentage of your school's STUDENTS are fully vaccinated against COVID-19?

\_\_\_\_\_ percentage of students

- ☐ Don't Know

**MITIGATION41 4-27.** Has your school offered, or is your school planning to offer, onsite COVID-19 vaccination or a mobile vaccination unit for staff or students who are eligible?

- ☐ Yes
- ☐ We are considering it but have not decided

- ☐ No
- ☐ Don't know

**MITIGATION42 4-28.** Are eligible students required to be vaccinated against COVID-19 in order to attend school in person?

- ☐ Yes
- ☐ No
- ☐ Don't know

**MITIGATION43 4-29.** For the 2021-22 school year, does your school have a formal plan in place to prepare for and respond to a pandemic (including the COVID-19 pandemic)?

*Exclude plans that address only community or school-based outbreaks such as seasonal flu or chicken pox.*

- ☐ Yes
- ☐ No
- ☐ Don't know

**MITIGATION44 4-30.** BEFORE the COVID-19 pandemic began in the 2019-20 school year, did your school have a formal plan in place to prepare for and respond to multi-country or worldwide pandemic diseases such as SARS or H1N1?

*Exclude plans that addressed only community or school-based outbreaks such as seasonal flu or chicken pox.*

- ☐ Yes
- ☐ No
- ☐ Don't know

**MITIGATION45.** Thank you for completing this section of the survey. Thank you for completing this section. We'd like to learn more about what schools are experiencing while continuing to respond to the challenges of the COVID-19 pandemic. In the space below, please share any other information you would like the U.S. Department of Education and other federal policymakers to know about how you have dealt with **mitigating the spread of COVID-19 in your school.**

*This item is optional.*

## Future Content

**FutCont.** We want to ensure we are continuing to collect information that is relevant to the daily challenges that schools are facing during the COVID-19 pandemic. In this space below, please share any other topics you believe are important for the U.S. Department of Education and additional federal policymakers to know as we continue this monthly survey collection.

*This item is optional.*

March 2022

## School Pulse Panel March Survey

### Learning Mode

**LEARNING1 1-1A.** As of today, does your school offer full-time, in-person learning for any students?  
*Full-time, in-person learning refers to students learning in the school building every day of the school week full-time. Include students who take remote classes while in the school building.*

- ☐ Yes
- ☐ No

**LEARNING5 1-2a.** As of today, does your school offer full-time, **remote** learning for any students because of the COVID-19 pandemic?

*Remote learning refers to students using online and/or paper materials to learn only from home or a location other than the school building. Include students who come into the building only for state testing or who come in for services no more than one day a month.*

- ☐ Yes
- ☐ No

**LEARNING8 1-2d.** As of today, was remote learning offered to all students or some students? *{Display if LEARNING5 = YES}*

- ☐ All students
- ☐ Some students

**LEARNING11 1-3a.** As of today, does your school offer a **hybrid** of remote and in-person learning for any students because of the COVID-19 pandemic?

*Hybrid remote and in-person learning refers to students who are in the school building for less than a full school day or full school week on a regular basis. These students come into school for some days or classes but also stay at home for some days or classes.*

- ☐ Yes
- ☐ No

**LEARNING12 1-3b.** As of today, was hybrid of remote and in-person learning offered to all students or some students? *{Display if LEARNING11 = YES}*

- ☐ All students
- ☐ Some students

**LEARNING18 1-5.** You indicated that your school is not offering in-person, remote, or hybrid learning as of today. Would you briefly explain how your school is operating below? Please also note if your school is closed because of COVID-19. **If your school is closed or not operating in any of the modes**



**inquired above, you do not need to complete the remainder of this survey.** {Display if LEARNING1,  
LEARNING5, & LEARNING11 = NO}

**MarchLearning1.** Is your school or district prohibited by state or local laws from changing learning modes (e.g., to switch from offering all in-person learning to offering all remote learning) in response to COVID-19-related issues?

- ☐ Yes
- ☐ No
- ☐ Don't Know

**MarchLearning2.** Which of the following are included in your criteria or factor into your decision-making when considering a learning mode change? *Select all that apply.* {Display if MarchLearning1 = "No"  
OR "Don't Know"}

- ☐ Community transmission rates of COVID-19
- ☐ School transmission rates of COVID-19
- ☐ Guidance from your local or state health department
- ☐ Guidance from your school district
- ☐ Guidance from your state education department
- ☐ Guidance from the Centers for Disease Control and Prevention (CDC)
- ☐ Teacher shortages
- ☐ Non-teaching staff shortages
- ☐ Student absences
- ☐ Parents' preference for in-person learning
- ☐ Parents' preference for remote learning
- ☐ Staff concerns about their and others' health and safety while working in person
- ☐ Staff concerns about students' learning and well-being when learning remotely
- ☐ Other, please specify: \_\_\_\_\_

## Quarantine

**Quar6a.** Today (or the most recent day you have information), are any STUDENTS currently at home and not allowed to attend school in person because they have been potentially exposed to COVID-19, displayed COVID-19 like symptoms, or have tested positive for COVID-19?

- ☐ Yes
- ☐ No
- ☐ Don't Know
- ☐ Not Applicable – all students are currently receiving full-time remote instruction

**Quar6b.** Today (or the most recent day you have information), how many STUDENTS are currently at home and not allowed to attend school in person because they have been potentially exposed to COVID-19, displayed COVID-19 like symptoms, or have tested positive for COVID-19? {Display if Quar6a = YES}

students

**Quar19a.** Today (or the most recent day you have information), are any TEACHERS AND/OR NON-TEACHING STAFF MEMBERS currently at home and not allowed to attend school in person because they have been potentially exposed to COVID-19, displayed COVID-19 like symptoms, or have tested positive for COVID-19?

- ☐ Yes
- ☐ No
- ☐ Don't Know
- ☐ Not Applicable – we are only providing full-time remote learning at this time

**Quar19b.** Today (or the most recent day you have information), how many TEACHERS AND NON-TEACHING STAFF MEMBERS are currently at home and not allowed to be in the school building because they have been potentially exposed to COVID-19, displayed COVID-19 like symptoms, or have tested positive for COVID-19? {Display if Quar19a = YES}

teachers and non-teaching staff members

**MITIGATION26 4-19.** Does your school require that any STAFF wear a mask inside the school?

- ☐ Yes
- ☐ No
- ☐ Don't know

**MITIGATION27 4-19a.** Are STAFF who are vaccinated against COVID-19 required to wear a mask? {Display if MITIGATION26 4-19 = YES}

- ☐ Yes
- ☐ No
- ☐ Don't know

**MITIGATION32 4-21.** Does your school require that any STUDENTS wear a mask inside the school building?

- ☐ Yes
- ☐ No
- ☐ Don't know

**MITIGATION33 4-21a.** Are STUDENTS who are vaccinated against COVID-19 required to wear a mask? {Display if MITIGATION32 4-21 = YES}

- ☐ Yes
- ☐ No
- ☐ Don't know

## Concerns

**ParCon1.** Which of the following concerns have PARENTS/GUARDIANS expressed about their children during the 2021-22 school year? *Select all that apply.*

- ☐ Meeting academic needs for their children
- ☐ Meeting developmental needs or milestones (e.g., speech development, behavioral development)
- ☐ Learning options for children who are immunocompromised
- ☐ Physical health and safety for their children in classrooms
- ☐ Social, emotional, and mental health for their children
- ☐ Mitigation and prevention strategies and policies for COVID-19 implemented in school
- ☐ Safe participation in extracurricular activities and sports
- ☐ Safe lunch, recess, or other activities that involve large number of students
- ☐ Safe transportation
- ☐ Childcare during remote learning
- ☐ Other, please specify: \_\_\_\_\_
- ☐ Don't know

**ParCon2.** To the best of your knowledge, how concerned are PARENTS/GUARDIANS with the following for their children?

{Rows display based on selections made in ParCon2}	Slightly concerned	Somewhat concerned	Moderately concerned	Extremely concerned
Meeting academic needs for their children	A	B	C	D
Meeting developmental needs or milestones (e.g., speech development, behavioral development)	A	B	C	D
Learning options for children who are immunocompromised	A	B	C	D
Physical health and safety for their children in classrooms	A	B	C	D
Social, emotional, and mental health for their children	A	B	C	D
Mitigation and prevention strategies and policies for COVID-19 implemented in school	A	B	C	D
Safe participation in extracurricular activities and sports	A	B	C	D
Safe lunch, recess, or other activities that involve large number of students	A	B	C	D
Safe transportation	A	B	C	D

Childcare during remote learning	A	B	C	D
----------------------------------	---	---	---	---

**ParCon3.** Have PARENTS of students at your school staged any protests due to your school's response to the COVID-19 pandemic?

- ☐ Yes
- ☐ No
- ☐ Don't know

**StuCon1.** Which of the following concerns have STUDENTS expressed during 2021-22 school year?  
*Select all that apply.*

- ☐ Meeting academic standards
- ☐ Meeting developmental needs or milestones (e.g., speech development, behavioral development)
- ☐ Learning options for the immunocompromised
- ☐ Physical health and safety in classrooms
- ☐ Social, emotional, and mental health
- ☐ Mitigation and prevention strategies and policies for COVID-19 implemented in school
- ☐ Safe participation in extracurricular activities and sports
- ☐ Safe lunch, recess, or other activities that involve large number of students
- ☐ Safe transportation
- ☐ Missing out on social activities or events
- ☐ Missing out on extracurricular activities and sports
- ☐ Other, please specify: \_\_\_\_\_
- ☐ Don't know

**StuCon2.** To the best of your knowledge, how concerned are students with the following?

{Rows display based on selections made in StuCon2}	<b>Slightly concerned</b>	<b>Somewhat concerned</b>	<b>Moderately concerned</b>	<b>Extremely concerned</b>
Meeting academic standards	A	B	C	D
Meeting developmental needs or milestones (e.g., speech development, behavioral development)	A	B	C	D
Learning options for the immunocompromised	A	B	C	D
Physical health and safety in classrooms	A	B	C	D
Social, emotional, and mental health	A	B	C	D
Mitigation and prevention strategies and policies for COVID-19 implemented in school	A	B	C	D
Safe participation in extracurricular activities and sports	A	B	C	D
Safe lunch, recess, or other activities that involve large number of students	A	B	C	D
Safe transportation	A	B	C	D
Missing out on social activities or events	A	B	C	D
Missing out on extracurricular activities and sports	A	B	C	D

**StuCon3.** Have STUDENTS at your school staged any protests, walk-outs, or strikes due to your school's response to the COVID-19 pandemic?

- ☐ Yes
- ☐ No
- ☐ Don't know

**StaffCon1.** Which of the following concerns have STAFF MEMBERS expressed during the 2021-22 school year? *Select all that apply.*

- ☐ Getting their students to meet academic standards
- ☐ Getting their students to meet developmental needs or milestones (e.g., speech development, behavioral development)
- ☐ Working conditions for the immunocompromised
- ☐ Transmitting COVID-19 to immunocompromised family members or co-habitants
- ☐ Their PERSONAL physical health and safety while in classroom or offices
- ☐ Their PERSONAL social, emotional, and mental health
- ☐ Their STUDENTS' physical health and safety while in the classroom
- ☐ Their STUDENTS' social, emotional, and mental health
- ☐ Access to COVID-19 mitigation materials (e.g., tests, masks)
- ☐ Use of sick and personal leave time
- ☐ Mitigation and prevention strategies and policies for COVID-19 implemented in school
- ☐ Safe administration of extracurricular activities and sports
- ☐ Safe lunch, recess, or other activities that involve large number of students and/or staff members
- ☐ Safe transportation
- ☐ Personal childcare needs during remote learning
- ☐ Providing instruction to students having to quarantine
- ☒ Lack of substitute teachers
- ☐ Other, please specify: \_\_\_\_\_
- ☐ Don't know

**StaffCon2.** To the best of your knowledge, how concerned are STAFF MEMBERS with the following?

{Rows display based on selections made in StaffCon2}	Slightly concerned	Somewhat concerned	Moderately concerned	Extremely concerned
Getting their students to meet academic standards	A	B	C	D
Getting their students to meet developmental needs or milestones (e.g., speech development, behavioral development)	A	B	C	D
Working conditions for the immunocompromised	A	B	C	D
Transmitting COVID-19 to immunocompromised family members or co-habitants				
Their PERSONAL health and safety while in the classroom or offices	A	B	C	D
Their PERSONAL social, emotional, and mental health	A	B	C	D
Their STUDENTS' health and safety while in the classroom	A	B	C	D
Their STUDENTS' social, emotional, and mental health	A	B	C	D
Access to mitigation materials (e.g., tests, masks)	A	B	C	D
Mitigation and prevention strategies and policies for COVID-19 implemented in school	A	B	C	D
Safe administration of extracurricular activities and sports	A	B	C	D
Safe lunch, recess, or other activities that involve large number of students and/or staff members	A	B	C	D
Safe transportation	A	B	C	D
Use of sick and personal leave time	A	B	C	D
Personal childcare needs during remote learning	A	B	C	D

**StaffCon3.** Have STAFF MEMBERS at your school staged any protests, walk-outs, or strikes due to your school's response to the COVID-19 pandemic?

- ☐ Yes
- ☐ No
- ☐ Don't know



**Concern4.** Thank you for completing this section of the survey. We'd like to learn more about what schools are experiencing while continuing to respond to the challenges of the COVID-19 pandemic. In the space below, please share any other information you would like the U.S. Department of Education and other federal policymakers to know about how you have dealt with **concerns from parents, students, and/or staff members about school operating full-time in-person.**

*This item is optional.*

--

## Food & Nutrition

*The School Nutrition Manager may be able to assist with the following questions.*

**SchLun1.** As of today, how does your school provide students with breakfast and lunch?

- ☐ Students can participate in USDA School Meal programs (e.g., the National School Lunch Program, School Breakfast Program)
- ☐ Students can buy meals at school but not part of USDA School Meal programs
- ☐ All students must bring meals from home
- ☐ Don't Know

**SchLun2.** You indicated your school operates the USDA School Meal program. As of today, about what percentage of students in your school participate in these programs? {Display if SchLun1 = ...PARTICIPATE IN USDA}

- ☐ 0% {If selected, no other food items are displayed}
- ☐ 1-25%
- ☐ 26-50%
- ☐ 51-75%
- ☐ 76-99%
- ☐ 100%
- ☐ Don't Know

**SchLun3.** As of today, how does your school operate the school lunch and/or breakfast programs?

- ☐ Seamless Summer Option (SSO) under the nationwide waiver
- ☐ Community Eligibility Provision (CEP) or other special provision
- ☐ Traditional school meal program operations - not using the SSO waiver
- ☐ Summer Food Service Program (SFSP) – our school is currently operating under an unanticipated school closure
- ☐ Partnerships or sponsorships with local food organizations
- ☐ Other, please specify: \_\_\_\_\_
- ☐ Don't Know

**SchLun4.** Since the beginning of the 2021-22 school year, what are the ways that your school has provided meals to students? *Select all that apply.*

- ☐ Meals are (or have been) provided in the school building
- ☐ Meals are (or have been) picked up from school-designated locations
- ☐ Meals are (or have been) dropped off using bus routes
- ☐ Meals are (or have been) delivered directly to households
- ☐ Meals are (or have been) prepared and delivered through local partnerships
- ☐ Other, please specify: \_\_\_\_\_
- ☐ Don't Know

**SchLun5a.** Before the start of the COVID-19 pandemic, how did your school operate the National School Lunch Program (NSLP)?

- ☐ All students in my school were offered free school lunches
- ☐ Individual eligible students were offered free or reduced-price lunches
- ☐ Other, please specify: \_\_\_\_\_
- ☐ Not applicable; my school did not operate the NSLP before the pandemic
- ☐ Don't Know

**SchLun5b.** Before the start of the COVID-19 pandemic, how did your school operate the School Breakfast Program (SBP)?

- ☐ All students in my school were offered free school breakfasts
- ☐ Individual eligible students were offered free or reduced-price breakfasts
- ☐ Other, please specify: \_\_\_\_\_
- ☐ Not applicable; school did not operate the SBP prior to the pandemic
- ☐ Don't Know

**SchLun6.** How easy or difficult was it for your school to operate USDA School Meal programs during the 2021-22 school year compared to before the COVID-19 pandemic? {Display if SchLun5a AND SchLun5b ≠ Not applicable...}

- ☐ Very difficult
- ☐ Somewhat difficult
- ☐ About the same
- ☐ Somewhat easy
- ☐ Very easy

**SchLun7.** Is your school experiencing challenges with obtaining enough food, beverages, and/or meal service supplies for students participating in school meal programs?

- ☐ Yes
- ☐ No
- ☐ Don't Know

**SchLun8.** Is your school experiencing challenges with serving specific types of foods that were planned to be on school meal program menus?

- ☐ Yes
- ☐ No
- ☐ Don't Know

**SchLun9.** What category(s) are you experiencing issues with procuring? *Select all that apply.* {Display if SchLun7 or SchLun8 = YES}

- ☐ Fruits
- ☐ Vegetables
- ☐ Grains
- ☐ Whole Grain Rich items
- ☐ Milk
- ☐ Meat/Meat Alternates
- ☐ Low-sodium foods
- ☐ Meal service supplies (e.g., food trays)
- ☐ Other, please specify: \_\_\_\_\_
- ☐ Don't Know

**SchLun10.** Are the challenges you are experiencing with school meal program food due to any of the following? *Select all that apply.* {Display if SchLun7 or SchLun8 = YES}

- ☐ Shipment delays
- ☐ Orders arriving with missing items, reduced quantities, or product substitutions
- ☐ Limited product availability
- ☐ Food or supply costs
- ☐ Labor shortages
- ☐ Limited or no vendors available
- ☐ Limited or restricted food delivery day or times
- ☐ Vendor surcharges or increased purchasing minimums
- ☐ Other, please specify: \_\_\_\_\_
- ☐ Don't Know

**SchLun11.** We'd like to learn more about what schools are experiencing while continuing to respond to the challenges of the COVID-19 pandemic. In the space below, please share any other information you would like the U.S. Department of Education and other federal policymakers to know about how you have dealt with **providing your students with breakfast and/or lunch**.

*This item is optional.*

### Suggestions for Future Items

**FutCont.** We want to ensure we are continuing to collect information that is relevant to the daily challenges that schools are facing during the COVID-19 pandemic. In this space below, please share any other topics you believe are important for the U.S. Department of Education and additional federal policymakers to know as we continue this monthly survey collection.

*This item is optional.*

April 2022

## School Pulse Panel

## April Survey

### Learning Mode

**LEARNING1 1-1A.** As of today, does your school offer full-time, in-person learning for any students?

*Full-time, in-person learning refers to students learning in the school building every day of the school week full-time. Include students who take remote classes while in the school building.*

- ☐ Yes
- ☐ No

**LEARNING5 1-2a.** As of today, does your school offer full-time, **remote** learning for any students because of the COVID-19 pandemic?

*Remote learning refers to students using online and/or paper materials to learn only from home or a location other than the school building. Include students who come into the building only for state testing or who come in for services no more than one day a month.*

- ☐ Yes
- ☐ No

**LEARNING8 1-2d.** As of today, was remote learning offered to all students or some students? *{Display if LEARNING5 = YES}*

- ☐ All students
- ☐ Some students

**LEARNING11 1-3a.** As of today, does your school offer a **hybrid** of remote and in-person learning for any students because of the COVID-19 pandemic?

*Hybrid remote and in-person learning refers to students who are in the school building for less than a full school day or full school week on a regular basis. These students come into school for some days or classes but also stay at home for some days or classes.*

- ☐ Yes
- ☐ No

**LEARNING12 1-3b.** As of today, was hybrid of remote and in-person learning offered to all students or some students? *{Display if LEARNING11 = YES}*

- ☐ All students
- ☐ Some students

**LEARNING18 1-5.** You indicated that your school is not offering in-person, remote, or hybrid learning to ANY students. If this is correct, please briefly explain how your school is operating below. **If you are offering learning to students, please hit the back button to update your response to at least one of the previous items.** If your school is closed or not operating in any of the modes inquired above, please explain how your school is currently operating. *{Display if LEARNING1, LEARNING5, & LEARNING11 = NO}*

## Quarantine

**Quar6a.** Today (or the most recent day you have information), are any STUDENTS currently at home and not allowed to attend school in person because they have been potentially exposed to COVID-19, displayed COVID-19 like symptoms, or have tested positive for COVID-19?

- ☐ Yes
- ☐ No
- ☐ Don't Know
- ☐ Not Applicable – all students are currently receiving full-time remote instruction

**Quar6b.** Today (or the most recent day you have information), how many STUDENTS are currently at home and not allowed to attend school in person because they have been potentially exposed to COVID-19, displayed COVID-19 like symptoms, or have tested positive for COVID-19? {Display if Quar6a = YES}

students

**Quar19a.** Today (or the most recent day you have information), are any TEACHERS AND/OR NON-TEACHING STAFF MEMBERS currently at home and not allowed to attend school in person because they have been potentially exposed to COVID-19, displayed COVID-19 like symptoms, or have tested positive for COVID-19?

- ☐ Yes
- ☐ No
- ☐ Don't Know
- ☐ Not Applicable – we are only providing full-time remote learning at this time

**Quar19b.** Today (or the most recent day you have information), how many TEACHERS AND NON-TEACHING STAFF MEMBERS are currently at home and not allowed to be in the school building because they have been potentially exposed to COVID-19, displayed COVID-19 like symptoms, or have tested positive for COVID-19? {Display if Quar19a = YES}

teachers and non-teaching staff members

## Mental Health & Well-Being

*The following items focus on mental health services provided to **students during the 2021-22 school year**.*

**MH1.** During the 2021-22 school year, which of the following, if any, school-based mental health services have been provided to STUDENTS?

- ☐ Outreach (e.g., a screening of all students for mental health concerns)
- ☐ Case management (e.g., identifying and coordinating mental health support for individual students)
- ☐ Needs assessment (e.g., evaluating the gaps in resources for an individual student's well-being)
- ☐ Individual-based intervention (e.g., providing one-on-one counseling or therapy to student)
- ☐ Group-based intervention (e.g., providing services to a group of students who are all seeking help for the same issue)
- ☐ Family-based intervention (e.g., providing resources to caregivers for supporting their student's health)
- ☐ Telehealth delivery (e.g., meeting between mental service provider at school and students via video or phone)
- ☐ External referrals (e.g., referring students to mental health professionals outside of school)
- ☐ Other, please specify: \_\_\_\_\_
- ☐ We have not provided any school-based mental health services during the 2021-22 school year
- ☐ Don't Know

**MH2.** Who provides the mental health services offered at your school? *Select all that apply.* {Display if MH1 ≠ "We have not provided any..." OR "Don't Know"}

- ☐ School- or district-employed licensed mental health professional (e.g., school psychologist, social worker)
- ☐ School counselor (e.g., academic or general counselor)
- ☐ School nurse
- ☐ Outside practice or program that provides services at your school (e.g., university programs, contracted services)
- ☐ Other, please specify: \_\_\_\_\_

**MH3.** Does your school provide resources (e.g., information on providers or therapy, emergency hotlines, support groups) for students to seek services outside of school?

- ☐ Yes
- ☐ No
- ☐ Don't Know

**MH4.** For the 2021-22 school year, did your school make any changes to the daily or yearly academic calendar in order to mitigate potential mental health issues for students and staff?

*Include actions like designating time during the school day to focus on mental wellness and adding designated days off for students and staff to focus on their mental health. Please do not include changes due to physical health concerns.*

- ☐ Yes
- ☐ No
- ☐ Don't Know

*The following items focus on mental health services provided to **STUDENTS since the start of the COVID-19 pandemic**, which began in March 2020*

**MH5.** Since the start of the COVID-19 pandemic, has your school increased the types or amount of mental health services you provide?

- ☐ Yes
- ☐ No
- ☐ Don't Know

**MH6.** Since the start of the COVID-19 pandemic, has your school provided staff with any resources (e.g., trainings or professional development) to help identify mental health issues among STUDENTS?

- ☐ Yes
- ☐ No
- ☐ Don't Know

**MH7.** To the best of your knowledge, how has the percentage of STUDENTS who have sought mental health services from your school changed since the start of the COVID-19 pandemic?

- ☐ It has decreased
- ☐ It has not changed
- ☐ It has increased
- ☐ Don't Know

**MH8.** To the best of your knowledge, how has the percentage of STAFF expressing concerns with STUDENTS exhibiting depression, anxiety, trauma, or emotional dysregulation/disturbance changed since the start of the COVID-19 pandemic?

- ☐ It has decreased
- ☐ It has not changed
- ☐ It has increased
- ☐ Don't Know

**MH9.** Since the start of the COVID-19 pandemic, has your school done any of the following to help students cope with the pandemic? *Select all that apply.*

- ☐ Hired new staff to focus on student social/emotional/mental well-being
- ☐ Encouraged existing staff to address student social/emotional/mental well-being
- ☐ Added student classes on social/emotional/mental well-being
- ☐ Created or expanded a program for students' social/emotional/mental well-being
- ☐ Offered guest speakers for students on social/emotional/mental well-being
- ☐ Offered professional development to train teachers on helping students with their social/emotional/mental well-being
- ☐ Held assemblies for students on social/emotional/mental well-being
- ☐ Created community events and partnerships for students on social/emotional/mental well-being
- ☐ Other, please specify:
- ☐ None of the above
- ☐ Don't know

**MH10a.** To the best of your knowledge, have any of the following groups of students sought out mental health services more than others since the start of the COVID-19 pandemic? *Select all that apply.*



- ☐ Students from particular racial/ethnic backgrounds (indicate in next item)
- ☐ Students with Individualized Education Programs (IEPs) or 504 plans
- ☐ Students with medical conditions, or in families with medical conditions, that put them at high risk for COVID-19
- ☐ Economically disadvantaged students (such as those that qualify for free or reduced-price lunch)
- ☐ English Learner (EL) or English as a Second Language (ESL) students
- ☐ Students experiencing homelessness
- ☐ Migrant students
- ☐ Students in Gifted and Talented programs (aka GATE, TAG, G/T)
- ☐ LGBTQ+ students
- ☐ Other, please specify: \_\_\_\_\_
- ☐ None of the above
- ☐ Don't Know

**MH10b.** Which of the following racial/ethnic student groups have sought out mental health services more than others? *Select all that apply.* {Display if MH10a = "...particular racial/ethnic backgrounds"}

- ☐ American Indian or Alaska Native
- ☐ Asian
- ☐ Black or African American
- ☐ Hispanic/Latino
- ☐ Native Hawaiian or Other Pacific Islander
- ☐ Two or more races
- ☐ White
- ☐ Not Specified

**MH11.** Does your school have a specific program for social and emotional learning (SEL) for STUDENTS?

- ☐ Yes
- ☐ No
- ☐ Don't Know

**MH12a.** To what extent do you agree with the following statement: "My school is able to effectively provide mental health services to all students in need."

- ☐ Strongly disagree
- ☐ Moderately disagree
- ☐ Neither agree nor disagree
- ☐ Moderately agree
- ☐ Strongly agree
- ☐ Don't know

**MH12b.** Which of the following factors, if any, limit your school's efforts to effectively provide mental health services to all students in need? *Select all that apply.* {Display if MH12a ≠ Strongly Agree}

- ☐ Inadequate access to licensed mental health professionals
- ☐ Insufficient mental health professional staff coverage to manage caseload
- ☐ Inadequate funding
- ☐ Potential legal issues for school or district (e.g., malpractice, insufficient supervision, confidentiality)
- ☐ Concerns about reactions from parents
- ☐ Lack of community support for providing mental health services to students in your school
- ☐ Requirements that the school pay for the mental health services
- ☐ Reluctance among school staff to label students with mental health disorders to avoid stigmatizing the child
- ☐ Other, please specify: \_\_\_\_\_
- ☐ None of the above
- ☐ Don't Know

**MH13.** Which of the following sources of funding have been used to support mental health services for STUDENTS during the COVID-19 pandemic? *Select all that apply.*

- ☐ Federal grants or other federal programs
- ☐ State grants or other state programs
- ☐ District or school financial funding
- ☐ Partnerships or sponsorships with organizations
- ☐ Other, please specify: \_\_\_\_\_
- ☐ None of the above
- ☐ Don't know

*The following items focus on mental health services provided to **STAFF** since the start of the COVID-19 pandemic, which began in March 2020*

**MH14.** Which of the following sources of funding have been used to support mental health services for STAFF during the COVID-19 pandemic? *Select all that apply.*

- ☐ Federal grants or other federal programs
- ☐ State grants or other state programs
- ☐ District or school financial funding
- ☐ Partnerships or sponsorships with organizations
- ☐ Other, please specify: \_\_\_\_\_
- ☐ None of the above
- ☐ Don't know

**MH15.** Does your school provide STAFF with COVID-specific leave in addition to regular sick leave?

- ☐ Yes
- ☐ No
- ☐ Don't Know

**MH16.** Has your school provided STAFF with any resources to self-identify mental health issues since the start of the COVID-19 pandemic?

- ☐ Yes
- ☐ No
- ☐ Don't Know

**MH17.** Which of the following benefits, if any, have been offered to STAFF in your school in response to the COVID-19 pandemic? *Select all that apply.*

- ☐ Individual mental health counseling at the school
- ☐ Group-based/peer support interventions
- ☐ Referrals for mental health services outside of school
- ☐ Additional sick leave or paid time off
- ☐ Increased compensation
- ☐ Mental health-related professional development
- ☐ Other, please specify: \_\_\_\_\_
- ☐ None of the above
- ☐ Don't know

**MH18.** Which of the following approaches, if any, have been used by your school during the pandemic to address the mental health of STAFF? *Select all that apply.*

- ☐ Regular staff self-assessments
- ☐ Proactive outreach to staff members
- ☐ Additional professional development focused on mental health
- ☐ Increased preparation time for staff
- ☐ Other, please specify: \_\_\_\_\_
- ☐ None of the above
- ☐ Don't know

**MH19.** To the best of your knowledge, how has the percentage of STAFF who have sought mental health services from your school changed since the start of the COVID-19 pandemic?

- ☐ It has decreased
- ☐ It has not changed
- ☐ It has increased
- ☐ Don't know

**MH20.** To the best of your knowledge, how has the percentage of staff expressing concerns with THEMSELVES or THEIR COLLEAGUES exhibiting depression, anxiety, trauma, or emotional dysregulation/disturbance changed since the start of the COVID-19 pandemic?

- ☐ It has decreased
- ☐ It has not changed
- ☐ It has increased
- ☐ Don't know

**MH21.** Thank you for completing this section of the survey. We'd like to learn more about what schools are experiencing while continuing to respond to the challenges of the COVID-19 pandemic. In the space below, please share any other information you would like the U.S. Department of Education and other federal policymakers to know about how you have dealt with **mental health and well-being issues among students and staff at your school.**

*This item is optional.*

### Counts

**TEACHER0 5-1.** Please enter an approximate total teacher count for your school as of today.  
Please enter the **number** of teachers, including full-time and part-time teachers.

\_\_\_\_\_ Total number of teachers

**STAFF0 5-2.** Please enter an approximate total non-teacher staff count for your school as of today.  
Please enter the **number** of non-teaching staff, including full-time and part-time non-teachers.

\_\_\_\_\_ Total number of non-teaching staff

**ENROLLMENT0.** As of today, please enter your **total** student enrollment count.  
Please enter the **number** of students.

\_\_\_\_\_ Total number of students

### Suggestions for Future Items

**FutCont.** We want to ensure we are continuing to collect information that is relevant to the daily challenges that schools are facing during the COVID-19 pandemic. In this space below, please share any other topics you believe are important for the U.S. Department of Education and additional federal policymakers to know as we continue this monthly survey collection.

*This item is optional.*

May 2022

## School Pulse Panel

## May Survey

### Learning Mode

**LEARNING1 1-1.** As of today, does your school offer full-time, in-person learning for any students?

*Full-time, in-person learning refers to students learning in the school building every day of the school week full-time. Include students who take remote classes while in the school building.*

- ☐ Yes
- ☐ No

**LEARNING5 1-2.** As of today, does your school offer full-time, **remote** learning for any students because of the COVID-19 pandemic?

*Remote learning refers to students using online and/or paper materials to learn only from home or a location other than the school building. Include students who come into the building only for state testing or who come in for services no more than one day a month.*

- ☐ Yes
- ☐ No

**LEARNING8 1-2a.** As of today, was full-time **remote** learning offered to all students or some students?

{Display if LEARNING5 = YES}

- ☐ All students
- ☐ Some students

**LEARNING11 1-3.** As of today, does your school offer a **hybrid** of remote and in-person learning for any students because of the COVID-19 pandemic?

*Hybrid remote and in-person learning refers to students who are in the school building for less than a full school day or full school week on a regular basis. These students come into school for some days or classes but also stay at home for some days or classes.*

- ☐ Yes
- ☐ No

**LEARNING12 1-3a.** As of today, was hybrid of remote and in-person learning offered to all students or some students? {Display if LEARNING11 = YES}

- ☐ All students
- ☐ Some students

## Quarantine

**Quar6a 2-1.** Today (or the most recent day you have information), are any STUDENTS currently at home and not allowed to attend school in person because they have been potentially exposed to COVID-19, displayed COVID-19 like symptoms, or have tested positive for COVID-19?

- ☐ Yes
- ☐ No
- ☐ Don't Know
- ☐ Not Applicable – all students are currently receiving full-time remote instruction

**Quar6b 2-1a.** Today (or the most recent day you have information), how many STUDENTS are currently at home and not allowed to attend school in person because they have been potentially exposed to COVID-19, displayed COVID-19 like symptoms, or have tested positive for COVID-19? {Display if Quar6a = YES}

students

**Quar19a 2-2.** Today (or the most recent day you have information), are any TEACHERS AND/OR NON-TEACHING STAFF MEMBERS currently at home and not allowed to attend school in person because they have been potentially exposed to COVID-19, displayed COVID-19 like symptoms, or have tested positive for COVID-19?

- ☐ Yes
- ☐ No
- ☐ Don't Know
- ☐ Not Applicable – we are only providing full-time remote learning at this time

**Quar19b 2-2a.** Today (or the most recent day you have information), how many TEACHERS AND NON-TEACHING STAFF MEMBERS are currently at home and not allowed to be in the school building because they have been potentially exposed to COVID-19, displayed COVID-19 like symptoms, or have tested positive for COVID-19? {Display if Quar19a = YES}

teachers and non-teaching staff members

## Absenteeism

*The following items will ask about your experiences with chronic absenteeism at your school during the 2021-22 school year. Chronic absenteeism is defined as students who are absent for at least 10 percent of the school year.*

**ABS1 3-1.** During the 2021-22 school year, approximately what percentage of students at your school have been chronically absent? Include excused and unexcused absences.

*Chronic absenteeism is defined as students who are absent for at least 10 percent the school year*

- \_\_\_\_ percent of students

**ABS2a 3-2a.** Compared to a typical school year BEFORE the start of the COVID-19 pandemic, how has chronic absenteeism changed at your school during the 2021-22 school year? Include excused and unexcused absences.

- Chronic student absenteeism has decreased a lot
- Chronic student absenteeism has decreased a little
- Chronic student absenteeism has remained about the same
- Chronic student absenteeism has increased a little
- Chronic student absenteeism has increased a lot
- Don't Know

**ABS2b 3-2b.** Compared to the LAST school year (2020-21), how has chronic absenteeism changed at your school during the 2021-22 school year? Include excused and unexcused absences.

- Chronic student absenteeism has decreased a lot
- Chronic student absenteeism has decreased a little
- Chronic student absenteeism has remained about the same
- Chronic student absenteeism has increased a little
- Chronic student absenteeism has increased a lot
- Don't Know

*The following items will ask about your experiences with teacher absences and your ability to find substitute teachers.*

**ABS3a 3-3a.** Compared to a typical school year BEFORE the start of the COVID-19 pandemic, how have teacher absences at your school changed during the 2021-22 school year? Include planned and unplanned absences.

- Teacher absences have decreased a lot
- Teacher absences have decreased a little
- Teacher absences have remained about the same
- Teacher absences have increased a little
- Teacher absences have increased a lot
- Don't Know

**ABS3b 3-3b.** Compared to the LAST school year (2020-21), how have teacher absences at your school changed during the 2021-22 school year? Include planned and unplanned absences.

- Teacher absences have decreased a lot
- Teacher absences have decreased a little
- Teacher absences have remained about the same

- Teacher absences have increased a little
- Teacher absences have increased a lot
- Don't Know

**ABS3c 3-3c.** Please briefly describe why you have seen an increase in teacher absences at your school.  
{Display if ABS3b = "...increased a little" OR "...increased a lot"}

**ABS3d 3-3d.** Please briefly describe why you have seen a decrease in teacher absences at your school, including any policies, practices, or strategies your school has implemented to decrease teacher absences.  
{Display if ABS3b = "...decreased a little" OR "...decreased a lot"}

**ABS4a 3-4a.** Compared to a **typical year BEFORE the start of the COVID-19 pandemic**, how easy or difficult has it been for your school to get substitute teachers during the 2021-22 school year?

- Much easier
- Somewhat easier
- About the same
- Somewhat more difficult
- Much more difficult
- Don't Know

**ABS4b 3-4b.** Compared to the **last school year (2020-21)**, how easy or difficult has it been for your school to get substitute teachers during the 2021-22 school year?

- Much easier
- Somewhat easier
- About the same
- Somewhat more difficult
- Much more difficult
- Don't Know

**ABS5a 3-5.** During the 2021-22 school year, how has your school covered classes when there are teacher absences and you cannot find a substitute teacher? *Select all that apply.*

- Administrators cover classes
- Non-teaching staff (e.g., media specialists, paraprofessionals, etc.) cover classes
- Other teachers cover classes during their prep periods
- Separate sections or classes are combined into one room
- Other, please specify: \_\_\_\_\_
- Not Applicable – my school has always been able to find substitute teachers



**ABS5b 3-5a.** During the 2021-22 school year, how frequently has your school needed to use the alternative class coverage strategies you indicated above? **{Display if ABS5a ≠ N/A}**

- Very Rarely
- Rarely
- Occasionally
- Very Frequently
- Always

**ABS6 3-6.** We'd like to learn more about what schools are experiencing while continuing to respond to the challenges of the COVID-19 pandemic. In the space below, please share any other information you would like the U.S. Department of Education and other federal policymakers to know about how you have dealt with **student and/or teacher absenteeism**.

--

## Student Behavior

**SB1 4-1.** During the 2021-22 school year, have any of the following negatively impacted teachers' classroom management at your school?

	No negative impact	A small negative impact	A moderate negative impact	A large negative impact	Don't Know	Not applicable
Student behavioral issues						
Student socioemotional issues						
COVID-19 mitigation strategies (e.g., modifications to classroom layout, social distancing, mask-wearing)						
Accommodating students in remote learning						
Lack of support staff (e.g., teacher's aides)						

**SB2 4-2.** To what extent do you agree or disagree with the following statement:

"The COVID-19 pandemic negatively impacted the **behavioral development** of students at my school."

- Strongly disagree
- Disagree
- Neither agree nor disagree
- Agree
- Strongly agree

**SB3 4-3.** To what extent do you agree or disagree with the following statement:

"The COVID-19 pandemic negatively impacted the **socioemotional development** of students at my school."

- Strongly disagree
- Disagree
- Neither agree nor disagree
- Agree
- Strongly agree

**SB4a 4-4a.** Compared to a **typical school year before the start of the COVID-19 pandemic**, have any of the following student behaviors changed at your school during the 2021-22 school year?

	Decreased	Remained about the same	Increased	Don't Know	This behavior does not occur at my school
Physical attacks or fights between students					
Threats of physical attacks or fights between students					
Hate crimes					
Bullying					
Distribution, possession, or use of illegal drugs					
Distribution, possession, or use of alcohol					
Distribution, possession, or use of tobacco products (cigarettes, vapes, e-cigarettes)					
Vandalism					
Classroom disruptions from student misconduct					
Rowdiness outside of the classroom (e.g., hallways, lunchroom)					
Students cutting class					
Student tardiness					
Use of cell phones, computers and other electronic devices when not permitted					

**SB4b 4-4b.** You indicated the prevalence of the following student behaviors have **increased** at your school this year. Do you believe the COVID-19 pandemic and its lingering effects have influenced the increase in these behaviors? Select those behaviors you believe have increased because of the COVID-19 pandemic. *Select all that apply.*

- {Answers populate based on “increased a little” or “increased a lot” selections to SB4a}

**SB4c 4-4c.** You indicated the prevalence of the following student behaviors have **decreased** at your school this year. Do you believe the COVID-19 pandemic and its lingering effects have influenced the decrease in these behaviors? Select those behaviors you believe have decreased because of the COVID-19 pandemic. *Select all that apply.*

- {Answers populate based on “decreased a little” or “decreased a lot” selections to SB4a}

**SB5a 4-5a.** Compared to a typical year before the start of the COVID-19 pandemic, have any of the following student behaviors **directed at teachers or staff** changed during the 2021-22 school year?

	Decreased	Remained about the same	Increased	Don't Know	This behavior does not occur at my school
Student threats to injure a teacher or staff member					
Student physical attacks of a teacher or staff member					
Student verbal abuse of teachers or staff members					
Student acts of disrespect towards teachers or staff members other than verbal abuse					

**SB5b 4-5b.** You indicated the prevalence of the following student behaviors directed at teachers or staff have **increased** at your school this year. Do you believe the COVID-19 pandemic and its lingering effects have influenced the increase in these behaviors? Select those behaviors you believe have increased because of the COVID-19 pandemic.

- {Answers populate based on “increased a little” or “increased a lot” selections to SB5a}

**SB5c 4-5c.** You indicated the prevalence of the following student behaviors directed at teachers or staff have **decreased** at your school this year. Do you believe the COVID-19 pandemic and its lingering effects have influenced the decrease in these behaviors? Select those behaviors you believe have decreased because of the COVID-19 pandemic.

- {Answers populate based on “decreased a little” or “decreased a lot” selections to SB5a}

**SB6 4-6.** Does your school need more of any of the following to better support student behavior and development? *Select all that apply.*

- More training on classroom management strategies
- More training on supporting students’ socioemotional development
- More teachers and/or staff need to be hired
- More support for student and/or staff mental health
- Other, please specify \_\_\_\_\_
- None of the above

**SB7 4-7.** We'd like to learn more about what schools are experiencing while continuing to respond to the challenges of the COVID-19 pandemic. In the space below, please share any other information you would like the U.S. Department of Education and other federal policymakers to know about how you have dealt with **student behavior and discipline in the classroom**.

### Counts

**TEACHER0 5-1.** Please enter an approximate total teacher count for your school as of today. Please enter the **number** of teachers, including full-time and part-time teachers.

\_\_\_\_\_ Total number of teachers

**STAFF0 5-2.** Please enter an approximate total non-teacher staff count for your school as of today. Please enter the **number** of non-teaching staff, including full-time and part-time non-teachers.

\_\_\_\_\_ Total number of non-teaching staff

**ENROLLMENT0 5-3.** As of today, please enter your **total** student enrollment count. Please enter the **number** of students.

\_\_\_\_\_ Total number of students

### Suggestions for Future Items

**FutCont.** We want to ensure we are continuing to collect information that is relevant to the daily challenges that schools are facing during the COVID-19 pandemic. In this space below, please share any other topics you believe are important for the U.S. Department of Education and additional federal policymakers to know as we continue this monthly survey collection.

*This item is optional.*

June 2022

# School Pulse Panel

## June Survey

### Learning Mode

**If your school year for 2021-22 has ended, please answer the following learning mode items for the last day of your school year**

**LEARNING1 1-1.** As of today (or the last day of your school year), does your school offer full-time, in-person learning for any students?

*Full-time, in-person learning refers to students learning in the school building every day of the school week full-time. Include students who take remote classes while in the school building.*

- ☐ Yes
- ☐ No

**LEARNING5 1-2.** As of today (or the last day of your school year), does your school offer full-time, **remote** learning for any students because of the COVID-19 pandemic?

*Remote learning refers to students using online and/or paper materials to learn only from home or a location other than the school building. Include students who come into the building only for state testing or who come in for services no more than one day a month.*

- ☐ Yes
- ☐ No

**LEARNING8 1-2a.** As of today (or the last day of your school year), was remote learning offered to all students or some students? *{Display if LEARNING5 = YES}*

- ☐ All students
- ☐ Some students

**LEARNING11 1-3.** As of today (or the last day of your school year), does your school offer a **hybrid** of remote and in-person learning for any students because of the COVID-19 pandemic?

*Hybrid remote and in-person learning refers to students who are in the school building for less than a full school day or full school week on a regular basis. These students come into school for some days or classes but also stay at home for some days or classes.*

- ☐ Yes
- ☐ No

**LEARNING12 1-3a.** As of today (or the last day of your school year), was a hybrid of remote and in-person learning offered to all students or some students? *{Display if LEARNING11 = YES}*

- ☐ All students
- ☐ Some students

## Quarantine

***If your school year for 2021-22 has ended, please answer the following quarantine items for the last day of your school year***

**Quar6a 2-1.** Today (or the most recent day you have information), are any STUDENTS currently at home and not allowed to attend school in person because they have been potentially exposed to COVID-19, displayed COVID-19 like symptoms, or have tested positive for COVID-19?

- ☐ Yes
- ☐ No
- ☐ Don't Know
- ☐ Not Applicable – all students are currently receiving full-time remote instruction

**Quar6b 2-1a.** Today (or the most recent day you have information), how many STUDENTS are currently at home and not allowed to attend school in person because they have been potentially exposed to COVID-19, displayed COVID-19 like symptoms, or have tested positive for COVID-19? {Display if Quar6a = YES}

students

**Quar19a 2-2.** Today (or the most recent day you have information), are any TEACHERS AND/OR NON-TEACHING STAFF MEMBERS currently at home and not allowed to attend school in person because they have been potentially exposed to COVID-19, displayed COVID-19 like symptoms, or have tested positive for COVID-19?

- ☐ Yes
- ☐ No
- ☐ Don't Know
- ☐ Not Applicable – we are only providing full-time remote learning at this time

**Quar19b 2-2a.** Today (or the most recent day you have information), how many TEACHERS AND NON-TEACHING STAFF MEMBERS are currently at home and not allowed to be in the school building because they have been potentially exposed to COVID-19, displayed COVID-19 like symptoms, or have tested positive for COVID-19? {Display if Quar19a = YES}

teachers and non-teaching staff members

## Mitigation

**NEW MITIGATION1 3-1.** As of today (or the last day of your school year), does your school use the Test to Stay (TTS) program in order to keep individuals in school?

*TTS is a COVID-19 testing program that allows unvaccinated or partially vaccinated individuals who are identified as a close contact to a case of COVID-19 in certain school settings to continue to come to school if they are asymptomatic and serially test negative for COVID-19.*

- ☐ Yes
- ☐ No
- ☐ Don't Know

**MITIGATION20 3-2.** As of today (or the last day of your school year), does your school require daily COVID-19 **symptom screening** with **STAFF**?

*Screening includes asking about COVID-19 symptoms and/or checking temperatures*

- ☐ Yes
- ☐ No
- ☐ Don't Know

**MITIGATION21 3-3.** As of today (or the last day of your school year), does your school require daily COVID-19 **symptom screening** with **STUDENTS**?

*Screening includes asking about COVID-19 symptoms and/or checking temperatures*

- ☐ Yes
- ☐ No
- ☐ Don't Know

**MITIGATION22 3-4.** As of today (or the last day of your school year), does your school have on-site testing for STAFF when they **have symptoms or possible COVID-19 exposure**?

- ☐ Yes
- ☐ No
- ☐ Don't Know

**MITIGATION23 3-5.** As of today (or the last day of your school year), does your school have on-site testing for STUDENTS when they **have symptoms or possible COVID-19 exposure**?

- ☐ Yes
- ☐ No
- ☐ Don't Know

**MITIGATION24 3-6.** As of today (or the last day of your school year), does your school have on-site COVID-19 **testing** for STAFF **even if they have no symptoms or possible exposure**?

- ☐ Yes
- ☐ No
- ☐ Don't know



**MITIGATION25 3-7.** As of today (or the last day of your school year), does your school have on-site COVID-19 **testing** for STUDENTS **even if they have no symptoms or possible exposure**?

- ☐ Yes
- ☐ No
- ☐ Don't know

**MITIGATION26 3-8.** As of today (or the last day of your school year), does your school require that any STAFF wear a mask inside the school?

- ☐ Yes
- ☐ No
- ☐ Don't know

**MITIGATION32 3-9.** As of today (or the last day of your school year), does your school require that any STUDENTS wear a mask inside the school building?

- ☐ Yes
- ☐ No
- ☐ Don't know

**ALTMITIGATION40 3-10.** To the best of your knowledge, as of today (or the last day of your school year), what percentage of your school's teaching and non-teaching STAFF are fully vaccinated against COVID-19?

\_\_\_\_\_ percentage of staff

- ☐ Don't Know

**ALTMITIGATION40 3-11.** To the best of your knowledge, as of today (or the last day of your school year), what percentage of your school's STUDENTS are fully vaccinated against COVID-19?

\_\_\_\_\_ percentage of students

- ☐ Don't Know

### Learning Recovery

**SR0 4-1.** To the best of your knowledge, **entering a typical school year before the pandemic**, what percentage of students **BEGIN** the school year behind grade level in at least one academic subject?

- \_\_\_\_\_ percent of students
- Don't Know

**SR1a 4-2a.** To the best of your knowledge, what percentage of students **BEGAN the 2021-22 school year** behind grade level in at least one academic subject?

- \_\_\_\_\_ percent of students
- Don't Know

**SR1b 4-2b.** Which statement below most closely applies to your school? {Display if SR1a > 0}

- The COVID-19 pandemic played a **major role** as to why students were behind grade level at the beginning of the 2021-22 school year
- The COVID-19 pandemic played a **moderate role** as to why students were behind grade level at the beginning of the 2021-22 school year
- The COVID-19 pandemic played a **minor role** as to why students were behind grade level at the beginning of the 2021-22 school year
- The COVID-19 pandemic played **no role** as to why students were behind grade level at the beginning of the 2021-22 school year

**SR1c 4-2c.** In which of the following academic subjects did students at your school **begin the 2021-22 school year** behind grade level? {Display if SR1a > 0}

	No students were behind grade level in this subject	At least some students were behind grade level in this subject	Not Applicable – this subject is not offered at my school	Not Applicable – we do not have this type of data in this subject area
English or Language Arts				
Mathematics				
Sciences (e.g., general science, biology, chemistry, etc.)				
Computer Science				
Foreign Language				
Social Studies				

The following items ask about students **AT THE END** of the 2021-22 school year behind grade level who are behind grade level

**SR2a 4-3a.** To the best of your knowledge, what percentage of students at your school **will or have ENDED the 2021-22 school year** behind grade level in at least one academic subject?

- \_\_\_\_\_ percent of students
- Don't Know

**SR2b 4-3b.** Which statement below most closely applies to your school? {Display if SR2a > 0}

- The COVID-19 pandemic played a **major role** as to why students were behind grade level at the end of the 2021-22 school year
- The COVID-19 pandemic played a **moderate role** as to why students were behind grade level at the end of the 2021-22 school year
- The COVID-19 pandemic played a **minor role** as to why students were behind grade level at the end of the 2021-22 school year
- The COVID-19 pandemic played **no role** as to why students were behind grade level at the end of the 2021-22 school year

**SR2c 4-3c.** In which of the following academic subjects did students at your school **end the 2021-22 school year** behind grade level? {Display if SR2a > 0}

	No students were behind grade level in this subject	At least some students were behind grade level in this subject	Not Applicable – this subject is not offered at my school	Not Applicable – we do not have this type of data in this subject area
English or Language Arts				
Mathematics				
Sciences (e.g., general science, biology, chemistry, etc.)				
Computer Science				
Foreign Language				
Social Studies				

**SR3a 4-4a.** Throughout the 2021-22 school year, what strategies have your school used to support **pandemic-related** learning recovery for students? *Select all that apply.*

- High-dosage tutoring (i.e., one-on-one or small group instruction, offered three or more times per week – also known as evidence-based or high-quality tutoring)
- Accelerated instruction (i.e., using new, grade-level content to teach prior-grade concepts or skills)
- Summer learning and enrichment programs during summer 2021
- After-school learning and enrichment programs
- Remedial instruction (i.e., using content from prior years to teach concepts or skills)
- Other tutoring
- Identifying individual student academic needs with diagnostic assessment data
- Identifying individual student academic needs with formative assessment data
- Extending the school day to accommodate learning recovery activities
- Extending the school week to accommodate learning recovery activities
- Extending the school year to accommodate learning recovery activities
- Professional development for teachers/staff on learning recovery
- Family workshops to provide techniques and guidance to support learning recovery
- Family engagement/outreach activities (e.g., home visits, communicating via text apps, video conference meetings, etc.)
- Mental health and trauma support
- Other, please specify: \_\_\_\_\_
- We have not implemented any strategies to support pandemic-related learning recovery
- Don't Know

**SR3b 4-4b.** How effective have these strategies been in supporting pandemic-related learning recovery for your students during the 2021-22 school year?

{Rows populate based on answers in SR3}	Not at all effective	Slightly effective	Moderately Effective	Very Effective	Extremely Effective
High-dosage tutoring (i.e., one-on-one or small group instruction, offered three or more times per week – also known as evidence-based or high-quality tutoring)					
Accelerated instruction (i.e., using new, grade-level content to teach prior-grade concepts or skills)					
Summer learning and enrichment programs during summer 2021					
After-school learning and enrichment programs					
Remedial instruction (i.e., using content from prior years to teach concepts or skills)					
Other tutoring					
Identifying individual student academic needs with diagnostic assessment data					

Identifying individual student academic needs with formative assessment data					
Extending the school day to accommodate learning recovery activities					
Extending the school week to accommodate learning recovery activities					
Extending the school year to accommodate learning recovery activities					
Professional development for teachers/staff on learning recovery					
Family workshops to provide techniques and guidance to support learning recovery					
Family engagement/outreach activities (e.g., home visits, communicating via text apps, video conference meetings, etc.)					
Mental health and trauma support					

**SR4 4-5.** During the 2021-22 school year, did any of the following learning disruptions inhibited teaching and learning at your school? *Select all that apply.*

- School closures (i.e., no instruction was offered to students) caused by COVID-19
- Forced changes in learning modes (i.e., switching from in-person to remote learning)
- Staffing vacancies (i.e., unfilled teaching positions)
- COVID-19 quarantine/isolation policies requiring students to stay home and not attend school in person
- COVID-19 quarantine/isolation policies requiring staff to stay home
- Student trauma and experiences related to the COVID-19 pandemic
- Chronic or extended staff absences
- Chronic or extended student absences
- Other, please specify: \_\_\_\_\_
- None of the Above
- Don't Know

**SR5 4-6.** We'd like to learn more about what schools are experiencing while continuing to respond to the challenges of the COVID-19 pandemic. In the space below, please share any other information you would like us to know about how you have dealt with **students' learning recovery**.

## Reflections on School Year

**RSY1 5-1.** As a result of the ongoing COVID-19 pandemic, did any of the following concerns related to teaching and staffing at your school have become more pressing during the 2021-22 school year? *Select all that apply.*

- Teacher and staff burnout (i.e., exhaustion and cynicism towards their work)
- Teacher and staff mental health
- Teacher and staff physical health
- Teachers and staff retiring early
- Teachers and staff leaving the profession
- Inability to fill vacant teaching and staff positions with qualified applicants
- Other, please specify: \_\_\_\_\_
- None of the above
- Don't know

**RSY2a 5-2a.** How prepared do you feel your school is to provide full-time remote learning to students if your school were to close for an extended period of time?

*Remote learning refers to students using online and/or paper materials to learn only from home or a location other than the school building. Include students who come into the building only for state testing or who come in for services no more than one day a month.*

- Not prepared at all
- Somewhat prepared
- Well prepared
- Very well prepared
- Not applicable – remote learning is not allowed for our school

**RSY2b 5-2b.** What does your school need in order to be better prepared to provide full-time remote learning to students if your school were to close for an extended period of time? {Display if RSY2a = “Not prepared at all” or “Somewhat prepared”}

--

## Plans for Summer 2022

**SP1a 6-1a.** During summer 2022, will your school offer any of the following programs?

	Yes	No	Not Applicable	Don't Know
Summer school (required for certain students)				
Summer learning and enrichment programs – hosted by partner or in coordination with partner organizations				
Summer learning and enrichment programs – hosted by your school or district				
Summer bridge programs that support transitions (e.g., from elementary to middle school or middle school to high school)				
Service-learning programs				
Youth work-based learning				
Summer internships				
Other summer learning programs				

**SP1b 6-1b.** Do these summer programs you selected incorporate tutoring?

*High-dosage tutoring is tutoring that takes place one-on-one or small group instruction, offered three or more times per week and is also known as evidence-based or high-quality tutoring).*

	Yes, high-dosage tutoring is incorporated	Yes, other tutoring is incorporated	No tutoring is incorporated	Don't Know
{Rows populate based on "Yes" to SP1a}				
Summer school (required for certain students)				
Summer learning and enrichment programs – hosted by partner or in coordination with partner organizations				
Summer learning and enrichment programs – hosted by your school or district				
Summer bridge programs that support transitions (e.g., from elementary to middle school or middle school to high school)				
Service-learning programs				
Youth work-based learning				
Summer internships				
Other summer learning programs				

**SP2a 6-2a.** How will your planned summer 2022 programming compare to summers prior to the start of the COVID-19 pandemic?

{Rows populate based on “Yes” to SP1a}	Offering less programming	Offering the same amount of programming	Offering more programming	Don’t Know
Summer school (required for certain students)				
Summer learning and enrichment programs – hosted by partner or in coordination with partner organizations				
Summer learning and enrichment programs – hosted by your school or district				
Summer bridge programs that support transitions (e.g., from elementary to middle school or middle school to high school)				
Service-learning programs				
Youth work-based learning				
Summer internships				
Other summer learning programs				

**SP2b 6-2b.** You indicated that you are offering more of the following summer programs at your school. Have you increased this programming **primarily to address pandemic-related learning recovery**?

{Rows populate based on “offering more programming” to SP2a}	Yes	No	Don’t Know
Summer school (required for certain students)			
Summer learning and enrichment programs – hosted by partner or in coordination with partner organizations			
Summer learning and enrichment programs – hosted by your school or district			
Summer bridge programs that support transitions (e.g., from elementary to middle school or middle school to high school)			
Service-learning programs			
Youth work-based learning			
Summer internships			
Other summer learning programs			



**SP3 6-3.** To the best of your knowledge, what percentage of your student body will participate in summer programs during summer 2022 and what was the typical percentage of students who participated in summer programs prior to the start of the COVID-19 pandemic?

*Enter '0' in the "Typical percentage of students..." column if this program was not offered prior to the pandemic.*

{Rows populate based on "Yes" to SP1a}	Percentage of students in summer 2022	Typical percentage of students in years prior to the COVID-19 pandemic	Don't Know percentage for summer 2022	Don't Know for prior to pandemic
Summer school (required for certain students)				
Summer learning and enrichment programs – hosted by partner or in coordination with partner organizations				
Summer learning and enrichment programs – hosted by your school or district				
Summer bridge programs that support transitions (e.g., from elementary to middle school or middle school to high school)				
Service-learning programs				
Youth work-based learning				
Summer internships				
Other summer learning programs				

**SP43.** We'd like to learn more about what schools are experiencing while continuing to respond to the challenges of the COVID-19 pandemic. In the space below, please share any other information you would like us to know about how you are **preparing for summer 2022**.

*This item is optional.*

## Staffing Vacancies

**SV1a 7-1a.** For the 2021-22 school year, did your school use American Rescue Plan (ARP) funds to create new teaching or non-teaching staff positions at your school?

- Yes
- No
- Don't Know

**SV1b 7-1b.** Which of the following positions did your school create using ARP funds during the 2021-22 school year? *Select all that apply.* {Display if SV1a = Yes}

- General Elementary
- Special Education
- English or Language Arts
- Social Studies
- Computer Science
- Mathematics
- Biology or life sciences
- Physical sciences (e.g., chemistry, physics)
- English as a Second Language (ESL) or bilingual education
- Foreign languages
- Music or arts
- Career or technical education
- Physical education or health
- Mental health professional (e.g., psychologist, social worker)
- Medical professional (e.g., nurse, nurse's aide)
- Administrative staff
- Technology specialist
- Transportation staff
- Custodial staff
- Nutrition staff (e.g., food preparation, cafeteria worker)
- Academic counselor
- Academic interventionist
- Tutor
- Instructional coach

**SV1c 7-1c.** Were you able to fill **ALL** of the newly created position(s)? *Select all that apply.*

{Rows display based on answers to SV1b}	Yes, with certified candidates	Yes, with emergency or provisionally certified candidates	No	Don't Know
General Elementary				
Special Education				
English or Language Arts				
Social Studies				
Computer Science				
Mathematics				
Biology or life sciences				
Physical sciences (e.g., chemistry, physics)				
English as a Second Language (ESL) or bilingual education				
Foreign languages				
Music or arts				
Career or technical education				
Physical education or health				
Mental health professional (e.g., psychologist, social worker)				
Medical professional (e.g., nurse, nurse's aide)				
Administrative staff				
Technology specialist				
Transportation staff				
Custodial staff				
Nutrition staff (e.g., food preparation, cafeteria worker)				
Academic counselor				
Academic interventionist				
Tutor				
Instructional coach				

**SV2 7-2.** Before the start of the **2022-23 school year**, does your school need to fill any of the following teaching positions?

	Yes, we have vacancies in this area	No, we are fully staffed in this area	This position is not offered at my school	Don't Know
General Elementary				
Special Education				
English or language arts				
Social studies				
Computer science				
Mathematics				
Biology or life sciences				
Physical sciences (e.g., chemistry, physics, earth sciences)				
English as a Second Language (ESL) or bilingual education				
Foreign languages				
Music or arts				
Career or technical education				
Physical education or health				

**SV2a 7-2a.** How many vacancies do you need to fill in these areas?

{Rows display based on answers to SV2}	Number of vacancies
General Elementary	
Special Education	
English or language arts	
Social studies	
Computer science	
Mathematics	
Biology or life sciences	
Physical sciences (e.g., chemistry, physics, earth sciences)	
English as a Second Language (ESL) or bilingual education	
Foreign languages	
Music or arts	
Career or technical education	

Physical education or health	
------------------------------	--

**SV2b 7-2b.** How easy or difficult do you anticipate it will be to fill each teaching position with a fully certified teacher?

{Rows populate based on answers to SV2}	Very Easy	Somewhat easy	Somewhat difficult	Very difficult
General Elementary				
Special Education				
English or language arts				
Social Studies				
Computer science				
Mathematics				
Biology or life sciences				
Physical sciences (e.g., chemistry, physics)				
English as a Second Language (ESL) or bilingual education				
Foreign languages				
Music or arts				
Career or technical education				
Physical education or health				

**SV3 7-3.** Before the start of the 2022-23 school year, does your school need to fill any of the following non-teaching staff positions?

	Yes, we have vacancies in this area	No, we are fully staffed in this area	This position is not offered at my school	Don't Know
Mental health professional (e.g., psychologist, social worker)				
Medical professional (e.g., nurse, nurse's aide)				
Administrative staff				
Technology specialist				
Transportation staff				
Custodial staff				
Nutrition staff (e.g., food preparation, cafeteria workers)				
Academic Counselor				
Academic Interventionist				
Tutors				
Instructional Coaches				

**SV3a 7-3a.** Before the start of the **2022-23 school year**, how many non-teaching positions in each field does your school need to fill?

{Rows populate based answers in SV3}	Number of vacancies
Mental health professional (e.g., psychologist, social worker)	
Medical professional (e.g., nurse, nurse's aide)	
Administrative staff	
Technology specialist	
Transportation staff	
Custodial staff	
Nutrition staff (e.g., food preparation, cafeteria workers)	
Academic Counselor	
Academic Interventionist	
Tutors	
Instructional Coaches	

**SV3b 7-3b.** How easy or difficult do you anticipate it will be to fill each non-teaching position with fully certified staff?

{Rows populate based answers in SV3}	Very Easy	Somewhat easy	Somewhat difficult	Very difficult
Mental health professional (e.g., psychologist, social worker)				
Medical professional (e.g., nurse, nurse's aide)				
Administrative staff				
Technology specialist				
Transportation staff				
Custodial staff				
Nutrition staff (e.g., food preparation, cafeteria workers)				
Academic Counselor				
Academic Interventionist				
Tutors				
Instructional Coaches				

**SV3.** We'd like to learn more about what schools are experiencing while continuing to respond to the challenges of the COVID-19 pandemic. In the space below, please share any other information you would like us to know about how you have dealt with **teaching and staff vacancies**.

*This item is optional.*

## Counts

**TEACHER0 5-1.** Please enter an approximate total **teacher** count for your school as of today.

*Please enter the **number** of teachers, including full-time and part-time teachers.*

---

**STAFF0 5-2.** Please enter an approximate total non-teacher staff count for your school as of today.

*Please enter the **number** of non-teaching staff, including full-time and part-time non-teachers.*

---

**ENROLLMENT0.** As of today, please enter your total student enrollment count.

*Please enter the **number** of students.*

---

## Open-Ended Feedback

**Final.** This is the final item for the 2021-22 School Pulse Panel. Please share anything else, positive or negative, that has happened at your school this year.

*This item is optional.*



July 2022

# School Pulse Panel July Survey

## Contact Information

Please review the contact information we have for your school and indicate whether the information is correct or needs to be updated for the 2022-23 school year.

### **PRINCIPAL INFORMATION – [SCHOOL NAME APPEARS HERE]**

- Principal Name: [current principal name appears here]
- Principal Email: [current principal email appears here]
  - o Principal information is correct for 2022-23 school year
  - o Principal information needs to be updated for the 2022-23 school year

### **SCHOOL POINT OF CONTACT INFORMATION – [SCHOOL NAME APPEARS HERE]**

If you know you will not be serving in this role at the beginning of the 2022-23 school year, please be sure to update the School Point of Contact information with the name of someone we can communicate with for this survey for the 2022-23 school year monthly collections

- Point of Contact (POC) Name: [current POC name appears here]
- Point of Contact (POC) Position: [current POC position appears here]
- Point of Contact (POC) Email: [current POC email appears here]
  - o POC information is correct for 2022-23 school year
  - o POC information needs to be updated for the 2022-23 school year

Please update PRINCIPAL information below:

{Display if “Principal information needs to be updated...” is selected}

- Principal First Name: \_\_\_\_\_
- Principal Last Name: \_\_\_\_\_
- Principal Email: \_\_\_\_\_
  - o New Principal information unavailable at this time

Please update POINT OF CONTACT information below:

{Display if “POC information needs to be updated...” is selected}

- POC First Name: \_\_\_\_\_
- POC Last Name: \_\_\_\_\_
- POC School Position Title: \_\_\_\_\_
- POC Email: \_\_\_\_\_
  - o New POC contact information unavailable at this time

## Address Information

### **SCHOOL ADDRESS INFORMATION**

Each month, in addition to an email invitation, we mail a letter to the school with the School Pulse Panel login information. This letter is sent via Federal Express or United States Postal Service

Please confirm your school's physical address below:

**Physical Address**

- Street: [current street appears here]
- City: [current city appears here]
- State: [current state appears here]
- ZIP Code: [current ZIP code appears here]
  - o Information is correct for 2022-23 school year
  - o Information needs to be updated for the 2022-23 school year

Please confirm your school's mailing address below:

**Mailing Address**

- Street: [current street appears here]
- City: [current city appears here]
- State: [current state appears here]
- ZIP Code: [current ZIP code appears here]
  - o Information is correct for 2022-23 school year
  - o Information needs to be updated for the 2022-23 school year

Please update SCHOOL ADDRESS information below.

**Physical Address** {display if "Information needs to be updated..." is selected}

- Street: \_\_\_\_\_
- City: \_\_\_\_\_
- State: \_\_\_\_\_
- ZIP Code: \_\_\_\_\_

**Mailing Address** {display if "Information needs to be updated..." is selected}

- Street: \_\_\_\_\_
- City: \_\_\_\_\_
- State: \_\_\_\_\_
- ZIP Code: \_\_\_\_\_

**Phone Number**

**SCHOOL CONTACT PHONE NUMBER**

Please confirm the best school phone number to reach the point of contact during the survey data collection.

- Phone Number: [current phone number appears here]
- Extension: [current extension appears here]
  - o Phone number is correct for 2022-23 school year

- ☐ Phone number needs to be updated for the 2022-23 school year

Please update phone number below: {display if “Phone number needs to be updated...” is selected}

- Phone number: \_\_\_\_\_
- Extension: \_\_\_\_\_
- ☐ Updated phone number/extension unavailable at this time

### Debit Card Information

#### **DEBIT CARD/CHECK INFORMATION**

Your school will receive a \$400 debit card/check for each completed monthly School Pulse Panel survey. Please confirm the point of contact and mailing address where your debit card/check should be sent

- Debit card/Check Point of Contact: [current name appears here]
- Debit card/Check Address:
  - [current street appears here] [current office appears here]
  - [current city appears here]
  - [current state appears here]
  - [current ZIP code appears here]
- ☐ Information is correct for 2022-23 school year
- ☐ Information needs to be updated for the 2022-23 school year

**NOTICE: Due to a recent change in the debit card vendor, funds on this debit card will expire by December 31, 2022. Please be sure to use these funds prior to December 31, 2022, regardless of the expiration date on the debit card. As always, we appreciate your participation in the study and apologize for any inconvenience.**

Please update DEBIT CARD/CHECK information below:

- Debit card/Check Point of Contact: \_\_\_\_\_
- Address 1: \_\_\_\_\_
- Address 2: \_\_\_\_\_
- City: \_\_\_\_\_
- State: \_\_\_\_\_
- ZIP Code: \_\_\_\_\_
- ☐ Information unavailable at this time

### Conclusion

Is there any other information you would like to share with us regarding your school that would be necessary for us to update our records for the 2022-23 school year? *Include instances like a school name change or a merge with another school.*

*This item is optional.*

### Submit

Thank you for updating your information! Please confirm your updates and select “Submit” to complete the July collection. We look forward to your school’s participation in the School Pulse Panel survey during the 2022-23 school year.

August 2022

# School Pulse Panel

# August Survey

## Technology

**INTERNET1 1-1.** For the 2022-23 school year, are students who need internet access provided internet access **at home**?

- Yes
- No
- Don't Know

**INTERNET2 1-2.** For the 2022-23 school year, are students who need internet access provided internet access at a location **other** than their home (e.g., library, parking lot, or other location)?

- Yes
- No
- Don't Know

**INTERNET3 1-3.** For the 2022-23 school year, are students who need them provided with digital devices (e.g., laptops, tables, Chromebooks, etc.)?

- Yes
- No
- Don't Know

**INTERNET4 1-4.** For the 2022-23 school year, are **students** provided IT or technical support for problems with their internet or computers?

*Include formal support or staff who are dedicated to help with IT. Do not include teachers who may help during lessons.*

- Yes
- No
- Don't Know

**INTERNET5 1-5.** For the 2022-23 school year, are **teachers or non-teaching staff** provided IT or technical support for problems with their internet or computers?

*Include formal support or staff who are dedicated to help with IT. Do not include teachers who may help during lessons.*

- Yes
- No
- Don't Know

**DL1 1-6.** Does your school offer training on digital literacy for your students?

- Yes
- No
- Don't Know

**DL2 1-6a.** Does your school provide additional training for any of the following subgroups beyond what all students are offered? *Select all that apply.* {Display if DL1 = YES}

- Migrant students
- English Learner (EL) or English as a Second Language (ESL) students
- Students with Individualized Education Programs (IEPs) or 504 plans
- Economically disadvantaged students (such as those that qualify for free or reduced-price lunch)
- Students experiencing homelessness
- Other, please specify: \_\_\_\_\_
- None of the Above

**DL3 1-7.** Does your school offer training on digital literacy for your students' **families**?

- Yes
- No
- Don't Know

**INTERNET6 1-8.** We'd like to learn more about what schools are experiencing while continuing to respond to the challenges of the COVID-19 pandemic. In the space below, please share any other information you would like us to know about how you have dealt with **ensuring internet access for students and developing their digital literacy**.

*This item is optional.*

## Hiring Process

**HP1 2-1.** How easy or difficult was it for you to fill each of the following **teaching** positions with a fully certified teacher for the 2022-23 school year?

	We did not have vacancies in this area	Very Easy	Somewhat easy	Somewhat difficult	Very difficult	Our school does not offer this position	Don't Know
General Elementary							
Special Education							
English or language arts							
Social Studies							
Computer science							
Mathematics							
Biology or life sciences							
Physical sciences (e.g., chemistry, physics)							
English as a Second Language (ESL) or bilingual education							
Foreign languages							
Music or arts							
Career or technical education							
Physical education or health							
Other, please specify: _____							

**HP2 2-2.** What, if any, challenges did you experience filling vacant **teaching** positions for the 2022-23 school year? *Select all that apply.*

- Too few candidates applying for open teaching positions
- A lack of qualified candidates applying for open teaching positions
- Candidates felt the salary and benefits for teaching positions were not enough
- Applicants turned down teaching positions once offered for reasons other than salary and benefits
- Other, please specify: \_\_\_\_\_
- We did not experience any challenges filling teacher vacancies
- We did not have any teacher vacancies to fill
- Don't know

**HP3 2-3.** How easy or difficult was it for you to fill each of the following **non-teaching staff** positions with a fully certified staff member for the 2022-23 school year?

	We did not have vacancies in this area	Very Easy	Somewhat easy	Somewhat difficult	Very difficult	Our school does not offer this position	Don't Know
Mental health professional (e.g., psychologist, social worker)							
Medical professional (e.g., nurse, nurse's aide)							
Administrative staff							
Technology specialist							
Transportation staff							
Custodial staff							
Nutrition staff (e.g., food preparation, cafeteria worker)							
Academic counselor							
Academic interventionist							
Tutor							
Instructional coach							
Other, please specify: _____							

**HP4 2-4.** What, if any, challenges did you experience filling vacant **non-teaching staff** positions for the 2022-23 school year? *Select all that apply.*

- Too few candidates applying for open staff positions
- A lack of qualified candidates applying for open staff positions
- Candidates felt the salary and benefits for staff positions were not enough
- Applicants turned down staff positions once offered for reasons other than salary and benefits
- Other, please specify: \_\_\_\_\_
- We did not experience any challenges filling staff vacancies
- We did not have any staff vacancies to fill
- Don't know





**HP5 2-5.** Entering the 2022-23 school year, do you feel your school is understaffed?

- Yes
- No
- Don't Know

**HP6 2-5a.** In which of the following areas do you feel that your school is understaffed?

{Display if HP5 = Yes}

	Yes, we are understaffed in this area	No, we are not understaffed in this area	Not applicable – our school does not offer this position
General Elementary			
Special Education			
English or Language Arts			
Social Studies			
Computer Science			
Mathematics			
Biology or life sciences			
Physical sciences (e.g., chemistry, physics)			
English as a Second Language (ESL) or bilingual education			
Foreign languages			
Music or arts			
Career or technical education			
Physical education or health			
Mental health (e.g., psychologist, social worker)			
Medical (e.g., nurse, nurse's aide)			
Administrative staff			
Technology			
Transportation			
Custodial			
Nutrition (e.g., food preparation, cafeteria worker)			
Academic counseling			
Academic interventionist			
Tutor			
Instructional coach			
Other, please specify: _____			

**HP7 2-5b.** Which of the following have contributed to your school being understaffed for the 2022-23 school year? *Select all that apply.* {Display if HP5 = Yes}

- We have lost full-time equivalent (FTE) **teaching positions** since the start of the COVID-19 pandemic
- We have lost FTE **non-teaching staff positions** since the start of the COVID-19 pandemic
- We have not been able to fill vacant **teaching positions** since the start of the COVID-19 pandemic
- We have not been able to fill vacant **non-teaching staff positions** since the start of the COVID-19 pandemic
- We were already understaffed prior to the start of the COVID-19 pandemic.
- Other, please specify: \_\_\_\_\_
- Don't Know

**HP8 2-6.** Which of the following positions, if any, has your school created for the 2022-23 school year using American Rescue Plan (ARP) funds? *Select all that apply. Please include positions that were fully or partially funded by the ARP funds.*

- General Elementary
- Special Education
- English or Language Arts
- Social Studies
- Computer Science
- Mathematics
- Biology or life sciences
- Physical sciences (e.g., chemistry, physics)
- English as a Second Language (ESL) or bilingual education
- Foreign languages
- Music or arts
- Career or technical education
- Physical education or health
- Mental health professional (e.g., psychologist, social worker)
- Medical professional (e.g., nurse, nurse's aide)
- Administrative staff
- Technology specialist
- Transportation staff
- Custodial staff
- Nutrition staff (e.g., food preparation, cafeteria worker)
- Academic counselor
- Academic interventionist
- Tutor
- Instructional coach
- Other staff, please specify: \_\_\_\_\_
- My school has not created any new positions for the 2022-23 school year using ARP funds
- I do not know if any positions were created for the 2022-23 school year using ARP funds

**HP9 2-7.** We'd like to learn more about what schools are experiencing while continuing to respond to the challenges of the COVID-19 pandemic. In the space below, please share any other information you would like us to know about how you have dealt with **filling teacher and staff vacancies**.

*This item is optional.*

## Community Partnerships

**CSP1 3-1.** Does your school use a “community school” or “wraparound services” model?

*A community school or wraparound services model is when a school partners with other government agencies and/or local nonprofits to support and engage with the local community (e.g., providing mental and physical health care, nutrition, housing assistance, etc.)*

- Yes
- No
- Don’t Know

**CSP2a 3-2a.** For the 2022-23 school year, which of the following services are available to the community through your school’s existing partnerships? *Select all that apply.* {Display if CSP1 = YES}

- Physical health care
- Mental health care
- Dental care
- Vision care
- Housing assistance
- Nutrition/food assistance
- Employment assistance
- Childcare
- Social work
- Adult education classes
- Parenting and family support
- Mentoring and tutoring programs
- Migrant and refugee support
- Volunteering opportunities
- Community resource fairs
- Other, please specify: \_\_\_\_\_
- None of the above
- Don’t Know

**CSP2b 3-2b.** Were these services added to address challenges or difficulties related to the COVID-19 pandemic?

{Display based on responses to CSP2a}	Yes	No	Don't Know
Physical health care			
Mental health care			
Dental care			
Vision care			
Housing assistance			
Nutrition/food assistance			
Employment assistance			
Childcare			
Social work			
Adult education classes			
Parenting and family support			
Mentoring and tutoring programs			
Migrant and refugee support			
Volunteering opportunities			
Community resource fairs			
Other, please specify: _____			

**CSP2c 3-2c.** To the best of your knowledge, what percentage of your students and their families will participate in these programs during the 2022-23 school year and what was the typical **percentage** of students and their families who participated in these programs prior to the start of the COVID-19 pandemic?

{Answers populate based on selections to CSP2a}	Percentage of students and their families in 2022-23	Typical percentage of students and their families in years prior to the COVID-19 pandemic	Don't Know percentage for 2022-23 after-school programs	Not offered prior to pandemic	Don't Know for prior to pandemic
Physical health care	%	%			
Mental health care	%	%			
Dental care	%	%			
Vision care	%	%			
Housing assistance	%	%			
Nutrition/food assistance	%	%			
Employment assistance	%	%			
Childcare	%	%			
Social work	%	%			
Adult education classes	%	%			
Family support and parenting	%	%			
Mentoring and tutoring programs	%	%			
Migrant and refugee support	%	%			
Volunteering opportunities	%	%			
Community resource fairs	%	%			

**CSP3 3-3.** We'd like to learn more about what schools are experiencing while continuing to respond to the challenges of the COVID-19 pandemic. In the space below, please share any other information you would like us to know about how you have dealt with **administering the community or wraparound services at your school.** {Display if CSP1 = YES}

*This item is optional.*



### Suggestions for Future Items

**FutCont.** We want to ensure we are continuing to collect information that is relevant to the daily challenges that schools are facing during the COVID-19 pandemic. In this space below, please share any other topics you believe are important for the U.S. Department of Education and additional federal policymakers to know as we continue this monthly survey collection.

*This item is optional.*

--



September 2022

## School Pulse Panel

## September Survey

### Learning Mode

**LEARNING1 1-1.** As of today, does your school offer full-time, in-person learning for any students?

*Full-time, in-person learning refers to students learning in the school building every day of the school week full-time. Include students who take remote classes while in the school building.*

- ☐ Yes
- ☐ No

**LEARNING5 1-2.** As of today, does your school offer full-time, **remote** learning for any students because of the COVID-19 pandemic?

*Remote learning refers to students using online and/or paper materials to learn only from home or a location other than the school building. Include students who come into the building only for state testing or who come in for services no more than one day a month.*

- ☐ Yes
- ☐ No

**LEARNING8 1-2a.** As of today, was full-time **remote** learning offered to all students or some students?

{Display if LEARNING5 = YES}

- ☐ All students
- ☐ Some students

**LEARNING11 1-3.** As of today, does your school offer a **hybrid** of remote and in-person learning for any students because of the COVID-19 pandemic?

*Hybrid remote and in-person learning refers to students who are in the school building for less than a full school day or full school week on a regular basis. These students come into school for some days or classes but also stay at home for some days or classes.*

- ☐ Yes
- ☐ No

**LEARNING12 1-3a.** As of today, was hybrid of remote and in-person learning offered to all students or some students? {Display if LEARNING11 = YES}

- ☐ All students
- ☐ Some students

## Quarantine

**Quar6a 2-1.** Today (or the most recent day you have information), are any STUDENTS currently at home and not allowed to attend school in person because they have been potentially exposed to COVID-19, displayed COVID-19 like symptoms, or have tested positive for COVID-19?

- ☐ Yes
- ☐ No
- ☐ Don't Know
- ☐ Not Applicable – all students are currently receiving full-time remote instruction

**Quar6b 2-1a.** Today (or the most recent day you have information), how many STUDENTS are currently at home and not allowed to attend school in person because they have been potentially exposed to COVID-19, displayed COVID-19 like symptoms, or have tested positive for COVID-19? {Display if Quar6a = YES}

students

**Quar19a 2-2.** Today (or the most recent day you have information), are any TEACHERS AND/OR NON-TEACHING STAFF MEMBERS currently at home and not allowed to attend school in person because they have been potentially exposed to COVID-19, displayed COVID-19 like symptoms, or have tested positive for COVID-19?

- ☐ Yes
- ☐ No
- ☐ Don't Know
- ☐ Not Applicable – we are only providing full-time remote learning at this time

**Quar19b 2-2a.** Today (or the most recent day you have information), how many TEACHERS AND NON-TEACHING STAFF MEMBERS are currently at home and not allowed to be in the school building because they have been potentially exposed to COVID-19, displayed COVID-19 like symptoms, or have tested positive for COVID-19? {Display if Quar19a = YES}

teachers and non-teaching staff members

**Quar20 2-3.** As of today, does your school require any of the following individuals to stay home and not be in the school building for COVID-19 related reasons? *Select all that apply.*

- ☐ Vaccinated individuals who have potentially been exposed to COVID-19
- ☐ Vaccinated individuals who display COVID-19-like symptoms
- ☐ Vaccinated individuals who have tested positive for COVID-19
- ☐ Unvaccinated individuals who have potentially been exposed to COVID-19
- ☐ Unvaccinated individuals who display COVID-19-like symptoms
- ☐ Unvaccinated individuals who have tested positive for COVID-19
- ☐ We do not require any individuals to stay home for COVID-19-related reasons
- ☐ Don't Know

## Mitigation

**SumMit1 3-1.** Did your school require that students test negative for COVID-19 before returning to in-person learning after the summer break?

- ☐ Yes
- ☐ No
- ☐ Don't Know

**SumMit2 3-2.** Did your school or district provide COVID-19 tests to each student prior to returning to in-person learning after the summer break?

- ☐ Yes
- ☐ No
- ☐ Don't Know

**NEWMITIGATION1 3-3.** As of today, does your school use the Test to Stay (TTS) program in order to keep individuals in school?

*TTS is a COVID-19 testing program that allows unvaccinated or partially vaccinated individuals who are identified as a close contact to a case of COVID-19 in certain school settings to continue to come to school if they are asymptomatic and serially test negative for COVID-19.*

- ☐ Yes
- ☐ No
- ☐ Don't Know

**MITIGATION20 3-4.** As of today, does your school require daily COVID-19 **symptom screening** with **STAFF**?

*Screening includes asking about COVID-19 symptoms and/or checking temperatures*

- ☐ Yes
- ☐ No
- ☐ Don't Know

**MITIGATION21 3-5.** As of today, does your school require daily COVID-19 **symptom screening** with **STUDENTS**?

*Screening includes asking about COVID-19 symptoms and/or checking temperatures*

- ☐ Yes
- ☐ No
- ☐ Don't Know

**MITIGATION22 3-6.** As of today, does your school have on-site testing for STAFF when they **have symptoms or possible COVID-19 exposure**?

- ☐ Yes
- ☐ No
- ☐ Don't Know

**MITIGATION23 3-7.** As of today, does your school have on-site testing for STUDENTS when they have symptoms or possible COVID-19 exposure?

- ☐ Yes
- ☐ No
- ☐ Don't Know

**MITIGATION24 3-8.** As of today, does your school have on-site COVID-19 testing for STAFF even if they have no symptoms or possible exposure?

- ☐ Yes
- ☐ No
- ☐ Don't know

**MITIGATION25 3-9.** As of today, does your school have on-site COVID-19 testing for STUDENTS even if they have no symptoms or possible exposure?

- ☐ Yes
- ☐ No
- ☐ Don't know

**MITIGATION26 3-10.** As of today, does your school require that any STAFF wear a mask inside the school?

- ☐ Yes
- ☐ No
- ☐ Don't know

**MITIGATION32 3-11.** As of today, does your school require that any STUDENTS wear a mask inside the school building?

- ☐ Yes
- ☐ No
- ☐ Don't know

**NewMitigation12 3-12.** As of today, is your school conducting (or partnering with another organization to conduct) contact tracing for COVID-19 infected students, teachers, or staff?

- ☐ Yes
- ☐ No
- ☐ Don't Know

**Mitigation46 3-13.** For the 2022-23 school year, has your school taken any of the following steps to increase ventilation or filter/clean air in school?

	Yes	No	Don't Know
Inspected and validated existing HVAC systems for cleanliness, function, and code-compliant operation			
Replaced/upgraded HVAC systems			
Installed ultraviolet germicidal irradiation (UVGI) in high-risk areas, where students eat, or where options for ventilation are limited			
Maintained continuous HVAC air supply during occupied building hours by adjusting thermostat fan controls, central controls, or deactivating other demand-controlled ventilation (DCV) controls that may reduce air supply based on room occupancy, temperature, or energy conservation			
Installed or used high-efficiency particulate air (HEPA) filtration systems in areas where students eat			
Installed or used HEPA filtration systems in classrooms			

**Mitigation47 3-14.** As of today, does your school take any of the following steps to increase ventilation or filter/clean air in school?

	Yes	No	Don't Know
Open doors to hallway or outside when safe to do so			
Open windows when safe to do so			
Use fans to increase the effectiveness of open windows when safe to do so			
Decrease occupancy in areas where outdoor ventilation cannot be increased			
Relocate activities to outdoors when possible to do so			
Increase ventilation in areas where students eat			
Use HEPA filtration systems in areas where students eat			
Use HEPA filtration systems in classrooms			
Use portable HEPA filtration systems for high-risk areas, such as nurse's office, isolation areas, or rooms where people are less likely to follow mask guidance			

**Mitigation48 3-15.** Does your school have COVID-19 vaccination requirements for teaching and non-teaching STAFF to be in the building for the 2022-23 school year?

*Fully vaccinated means that an individual has received all doses in their primary COVID-19 vaccination series.*

- Yes, teaching and non-teaching staff are required to be fully vaccinated against COVID-19 in order to be in the school building
- Yes, teaching and non-teaching staff are required to be fully vaccinated against COVID-19 **AND have received at least one booster shot** in order to be in the school building
- No, teaching and non-teaching staff are NOT required to be fully vaccinated against COVID-19 in order to be in the school building
- Other COVID-19 vaccination-related requirement, please explain: \_\_\_\_\_
- Don't Know

**Mitigation49 3-16.** Does your school have COVID-19 vaccination requirements for STUDENTS to be in the building for the 2022-23 school year?

*Fully vaccinated means that an individual has received all doses in their primary COVID-19 vaccination series.*

- Yes, students are required to be fully vaccinated against COVID-19 in order to be in the school building
- Yes, students are required to be fully vaccinated against COVID-19 **AND have received at least one booster shot** in order to be in the school building
- No, students are NOT required to be fully vaccinated against COVID-19 in order to be in the school building
- Other COVID-19 vaccination-related requirement, please explain: \_\_\_\_\_
- Don't Know

**MITIGATION45 3-17.** We'd like to learn more about what schools are experiencing while continuing to respond to the challenges of the COVID-19 pandemic. In the space below, please share any other information you would like us to know about how you have dealt with **mitigating the spread of COVID-19 in your school.**

## Summer Program Follow-up

**FSP1a 4-1a.** During summer 2022, did your school offer any of the following programs?

	Yes	No	Not Applicable	Don't Know
Summer school (required for certain students)				
Summer learning and enrichment programs – hosted by, or in coordination with, partner organizations				
Summer learning and enrichment programs – hosted by your school or district				
Summer bridge programs that support transitions (e.g., from elementary to middle school or middle school to high school)				
Service-learning programs				
Youth work-based learning				
Summer internships				
Other summer learning programs				

**FSP1b 4-1b.** Approximately how many weeks did these programs run?

*Please only enter numerical values in boxes.*

{Answers populate based to “yes” responses in FSP1a}	Number of weeks	Don't Know
Summer school (required for certain students)		
Summer learning and enrichment programs – hosted by, or in coordination with, partner organizations		
Summer learning and enrichment programs – hosted by your school or district		
Summer bridge programs that support transitions (e.g., from elementary to middle school or middle school to high school)		
Service-learning programs		
Youth work-based learning		
Summer internships		
Other summer learning programs		

**FSP1c 4-1c.** During a typical week, approximately how many days per week did these programs run during the summer?

{Answers populate based to "yes" responses in FSP1a}	1 day per week	2 days per week	3 days per week	4 days per week	5 days per week	More than 5 days per week	Don't Know
Summer school (required for certain students)							
Summer learning and enrichment programs – hosted by, or in coordination with, partner organizations							
Summer learning and enrichment programs – hosted by your school or district							
Summer bridge programs that support transitions (e.g., from elementary to middle school or middle school to high school)							
Service-learning programs							
Youth work-based learning							
Summer internships							
Other summer learning programs							

**FSP1d 4-1d.** During a typical day, approximately how many hours per day did these programs run during the summer?

*Please only enter numerical values in boxes.*

{Answers populate based to "yes" responses in FSP1a}	Number of hours per day	Don't Know
Summer school (required for certain students)		
Summer learning and enrichment programs – hosted by, or in coordination with, partner organizations		
Summer learning and enrichment programs – hosted by your school or district		
Summer bridge programs that support transitions (e.g., from elementary to middle school or middle school to high school)		
Service-learning programs		
Youth work-based learning		
Summer internships		
Other summer learning programs		





**FSP1e 4-1e.** To the best of your knowledge, what percentage of your student body participated in these programs during summer 2022?

*Please only enter numerical values in boxes.*

{Answers populate based to “yes” responses in FSP1a}	Percentage of student body	Don’t Know
Summer school (required for certain students)		
Summer learning and enrichment programs – hosted by, or in coordination with, partner organizations		
Summer learning and enrichment programs – hosted by your school or district		
Summer bridge programs that support transitions (e.g., from elementary to middle school or middle school to high school)		
Service-learning programs		
Youth work-based learning		
Summer internships		
Other summer learning programs		

**FSP1f 4-1f.** Did these summer programs incorporate tutoring?

*High-dosage tutoring is tutoring that takes place one-on-one or small group instruction, offered three or more times per week, is provided by educators or well-trained tutors, aligns with an evidenced-based core curriculum or program, and is also known as evidence-based or high-quality tutoring).*

{Answers populate based to “yes” responses in FSP1a}	Yes, high-dosage tutoring was incorporated	Yes, other tutoring was incorporated	No tutoring was incorporated	Don’t Know
Summer school (required for certain students)				
Summer learning and enrichment programs – hosted by, or in coordination with, partner organizations				
Summer learning and enrichment programs – hosted by your school or district				
Summer bridge programs that support transitions (e.g., from elementary to middle school or middle school to high school)				
Service-learning programs				
Youth work-based learning				
Summer internships				
Other summer learning programs				

**SP43 4-2.** We’d like to learn more about what schools are experiencing while continuing to respond to the challenges of the COVID-19 pandemic. In the space below, please share any other information you would like us to know about how you **administered programs during summer 2022.**

*This item is optional.*

--

## After-School Programs

**ASP1a 5-1a.** Is your school offering any of the following after-school programs during the 2022-23 school year?

	Yes	No	Not Applicable for our Student Population
After-school programs or services whose primary purpose is to provide instruction to students who NEED academic ASSISTANCE			
After-school programs or services whose primary purpose is to provide instruction to students who SEEK academic ENRICHMENT			
Extended-day care			
School-related activities and clubs (e.g., athletics, student government, yearbook club etc.)			
Work-based learning opportunities			
Other after-school learning experience not listed above, please specify: _____			

**ASP1b 5-1b.** Do these after-school programs you selected incorporate tutoring?

*High-dosage tutoring is tutoring that takes place one-on-one or small group instruction, offered three or more times per week, is provided by educators or well-trained tutors, aligns with an evidenced-based core curriculum or program, and is also known as evidence-based or high-quality tutoring).*

{Answers populate based on selections to ASP1a EXCEPT “school-related activities” and “work-based learning”}	Yes, high-dosage tutoring is incorporated	Yes, other tutoring is incorporated	No tutoring is incorporated	Don’t Know
After-school programs or services whose primary purpose is to provide instruction to students who NEED academic ASSISTANCE				
After-school programs or services whose primary purpose is to provide instruction to students who SEEK academic ENRICHMENT				
Extended-day care				
Other after-school learning experience not listed above, please specify: _____				

**ASP1c 5-1c.** You indicated your school is planning to offer the following after-school programs. Are any of these programs being offered **specifically to address pandemic-related learning recovery?**

{Answers populate based on selections to ASP1a EXCEPT “school-related activities” and “work-based learning”}	Yes	No	Don’t Know
After-school programs or services whose primary purpose is to provide instruction to students who NEED academic ASSISTANCE			
After-school programs or services whose primary purpose is to provide instruction to students who SEEK academic ENRICHMENT			
Extended-day care			
Other after-school learning experience not listed above, please specify: _____			

**ASP1d 5-1d.** To the best of your knowledge, what percentage of your student body will participate in after-school programs during the 2022-23 school year and what was the typical **percentage** of students who participated in these programs prior to the start of the COVID-19 pandemic?

*Please only enter numerical values in boxes.*

{Answers populate based on selections to ASP1a}	Percentage of students in 2022-23	Don’t Know percentage for 2022-23 after-school programs	Typical percentage of students in years prior to the COVID-19 pandemic	Not offered prior to pandemic	Don’t Know for prior to pandemic
After-school programs or services whose primary purpose is to provide instruction to students who NEED academic ASSISTANCE	%		%		
After-school programs or services whose primary purpose is to provide instruction to students who SEEK academic ENRICHMENT	%		%		
Extended-day care	%		%		
School-related activities and clubs (e.g., athletics, student government, yearbook club etc.)	%		%		
Work-based learning opportunities	%		%		
Other after-school learning experience not	%		%		

listed above, please specify: _____					
--	--	--	--	--	--

**ASP1e 5-1e.** During a typical school week, how many days are these after-school programs offered?

{Answers populate based on selections to ASP1a}	1 day per week	2 days per week	3 days per week	4 days per week	5 days per week	Don't Know
After-school programs or services whose primary purpose is to provide instruction to students who NEED academic ASSISTANCE						
After-school programs or services whose primary purpose is to provide instruction to students who SEEK academic ENRICHMENT						
Extended-day care						
School-related activities and clubs (e.g., athletics, student government, yearbook club etc.)						
Work-based learning opportunities						
Other after-school learning experience not listed above, please specify: _____						

**ASP1f 5-1f.** On a typical school day, how long do students spend in these after-school programs?

{Answers populate based on selections to ASP1a}	Up to 1 hour	1-2 hours	2-3 hours	More than 3 hours	Don't Know
After-school programs or services whose primary purpose is to provide instruction to students who NEED academic ASSISTANCE					
After-school programs or services whose primary purpose is to provide instruction to students who SEEK academic ENRICHMENT					
Extended-day care					
School-related activities and clubs (e.g., athletics, student government, yearbook club etc.)					
Work-based learning opportunities					
Other after-school learning experience not listed above, please specify: _____					

**ASP2 5-2.** We'd like to learn more about what schools are experiencing while continuing to respond to the challenges of the COVID-19 pandemic. In the space below, please share any other information you would like us to know about how you are **administering after school programs this year**.

*This item is optional.*

### Suggestions for Future Items

**FutCont.** We want to ensure we are continuing to collect information that is relevant to the daily challenges that schools are facing during the COVID-19 pandemic. In this space below, please share any other topics you believe are important for the U.S. Department of Education and additional federal policymakers to know as we continue this monthly survey collection.

*This item is optional.*



October 2022

# School Pulse Panel October Survey

## Learning Mode

**LEARNING1 1-1.** As of today, does your school offer full-time, in-person learning for any students?

*Full-time, in-person learning refers to students learning in the school building every day of the school week full-time. Include students who take remote classes while in the school building.*

- ☐ Yes
- ☐ No

**LEARNING5 1-2.** As of today, does your school offer full-time, **remote** learning for any students because of the COVID-19 pandemic?

*Remote learning refers to students using online and/or paper materials to learn only from home or a location other than the school building. Include students who come into the building only for state testing or who come in for services no more than one day a month.*

- ☐ Yes
- ☐ No

**LEARNING8 1-2a.** As of today, was full-time **remote** learning offered to all students or some students?

{Display if LEARNING5 = YES}

- ☐ All students
- ☐ Some students

**LEARNING11 1-3.** As of today, does your school offer a **hybrid** of remote and in-person learning for any students because of the COVID-19 pandemic?

*Hybrid remote and in-person learning refers to students who are in the school building for less than a full school day or full school week on a regular basis. These students come into school for some days or classes but also stay at home for some days or classes.*

- ☐ Yes
- ☐ No

**LEARNING12 1-3a.** As of today, was hybrid of remote and in-person learning offered to all students or some students? {Display if LEARNING11 = YES}

- ☐ All students
- ☐ Some students

## Quarantine

**Quar6a 2-1.** Today (or the most recent day you have information), are any STUDENTS currently at home and not allowed to attend school in person because they have been potentially exposed to COVID-19, displayed COVID-19 like symptoms, or have tested positive for COVID-19?

- ☐ Yes
- ☐ No
- ☐ Don't Know
- ☐ Not Applicable – all students are currently receiving full-time remote instruction

**Quar6b 2-1a.** Today (or the most recent day you have information), how many STUDENTS are currently at home and not allowed to attend school in person because they have been potentially exposed to COVID-19, displayed COVID-19 like symptoms, or have tested positive for COVID-19? {Display if Quar6a = YES}

student(s)

**Quar19a 2-2.** Today (or the most recent day you have information), are any TEACHERS AND/OR NON-TEACHING STAFF MEMBERS currently at home and not allowed to attend school in person because they have been potentially exposed to COVID-19, displayed COVID-19 like symptoms, or have tested positive for COVID-19?

- ☐ Yes
- ☐ No
- ☐ Don't Know
- ☐ Not Applicable – we are only providing full-time remote learning at this time

**Quar19b 2-2a.** Today (or the most recent day you have information), how many TEACHERS AND NON-TEACHING STAFF MEMBERS are currently at home and not allowed to be in the school building because they have been potentially exposed to COVID-19, displayed COVID-19 like symptoms, or have tested positive for COVID-19? {Display if Quar19a = YES}

teachers and non-teaching staff members

## Staffing

**STAFFING10 3-1.** Please enter the following information on staffing at your school.

*Please only enter numbers in first two columns. For “**total number of positions**”, include positions that are filled and that are currently vacant. For “**number of vacancies**”, enter ‘0’ if your school offers the position and is fully staffed.*

	Total number of positions at my school (filled + vacant)	Number of vacancies	This position is not offered at my school	Don't Know
General Elementary			0	0
Special Education			0	0
English or language arts			0	0
Social studies			0	0
Computer science			0	0
Mathematics			0	0
Biology or life sciences			0	0
Physical sciences (e.g., chemistry, physics, earth sciences)			0	0
English as a Second Language (ESL) or bilingual education			0	0
Foreign languages			0	0
Music or arts			0	0
Career or technical education			0	0
Physical education or health			0	0
Other teachers not listed			0	0

**STAFFING11 3-2.** Please enter the following information on staffing at your school.

*Please only enter numbers in first two columns. For “**total number of positions**”, include positions that are filled and that are currently vacant. For “**number of vacancies**”, enter ‘0’ if your school offers the position and is fully staffed.*

	Total number of positions at my school (filled + vacant)	Number of vacancies	This position is not offered at my school	Don't Know
Mental health professional (e.g., psychologist, social worker)			0	0
Medical professional (e.g., nurse, nurse's aide)			0	0
Administrative staff			0	0
Technology specialist			0	0
Transportation staff			0	0
Custodial staff			0	0
Nutrition staff (e.g., food preparation, cafeteria workers)			0	0
Academic Counselor			0	0

Academic Interventionist			0	0
Tutors			0	0
Instructional Coaches			0	0
Other staff not listed			0	0

### Supply Chain Issues

**SC1a 4-1a.** For which categories of items, if any, has your school experienced procurement challenges that appear to be the result of supply chain disruptions? *Select all that apply.*

- ☐ Food services
- ☐ Laptops and other electronic devices
- ☐ Books
- ☐ Paper, pens, markers, and other school supplies
- ☐ Office equipment and other appliances
- ☐ Cleaning products
- ☐ Furniture
- ☐ Automotive equipment
- ☐ Athletic gear and apparel
- ☐ We have no procurement issues that appear to be the result of supply chain disruptions

**SC1b 4-1b.** To what extent, if any, have these procurement challenges negatively impacted your school operations?

{Display based on responses to SC1a}	No negative impact	Limited negative impact	Moderate negative impact	Severe negative impact	Don't Know
Food services	0	0	0	0	0
Laptops and other electronic devices	0	0	0	0	0
Books	0	0	0	0	0
Paper, pens, markers, and other school supplies	0	0	0	0	0
Office equipment and other appliances	0	0	0	0	0
Cleaning products	0	0	0	0	0
Furniture	0	0	0	0	0
Automotive equipment	0	0	0	0	0
Athletic gear and apparel	0	0	0	0	0

**SC2 4-2.** Which of the following, if any, have you experienced as a result of supply chain disruptions? *Select all that apply.*

- ☐ Had to reduce options available to students/staff (e.g., fewer menu items)
- ☐ Needed to identify alternate vendors for the same product(s)
- ☐ Purchased alternative product(s) (e.g., different brands) than originally intended
- ☐ Purchased lower volume than originally intended
- ☐ Needed to cancel order(s) altogether
- ☐ Temporarily operated without adequate equipment (e.g., insufficient laptops for all students)
- ☐ Had to cancel extracurricular activities

- ☐ Had to cancel classes
- ☐ Other, please specify: \_\_\_\_\_
- ☐ None of the above

**SC3 4-3.** We'd like to learn more about what schools are experiencing while continuing to respond to the challenges of the COVID-19 pandemic. In the space below, please share any other information you would like us to know about how you are **dealing with supply chain issues**.

*This item is optional.*

## Nutrition and Food Services

**SchLun12 5-1.** For the 2022-23 school year, did your school collect household applications for free or reduced-price school meals?

- ☐ Yes
- ☐ No
- ☐ Don't Know

**SchLun1 5-2.** As of today, how does your school provide students with breakfast and lunch?

- ☐ Students can participate in USDA School Meal programs (e.g., the National School Lunch Program, School Breakfast Program)
- ☐ Students can buy meals at school but not part of USDA School Meal programs
- ☐ All students must bring meals from home
- ☐ Don't Know

**SchLun2 5-3.** You indicated your school operates the USDA School Meal program. As of today, about what percentage of students in your school participate in these programs? {Display if SchLun1 = ... PARTICIPATE IN USDA}

- ☐ 0% {If selected, no other food items are displayed}
- ☐ 1-25%
- ☐ 26-50%
- ☐ 51-75%
- ☐ 76-99%
- ☐ 100%
- ☐ Don't Know

**SchLun3 5-4.** As of today, how does your school operate the school lunch and/or breakfast programs?

{Display if SchLun1 = "Students can participate in USDA..." or "Students can buy meals..."}

- ☐ Community Eligibility Provision (CEP) or other special provision
- ☐ Other option through state or local initiative that offers all students free lunches and/or breakfasts
- ☐ Standard school meal program operations
- ☐ Summer Food Service Program (SFSP) – our school is currently operating under an unanticipated school closure
- ☐ Partnerships or sponsorships with local food organizations
- ☐ Other, please specify: \_\_\_\_\_
- ☐ Don't Know

**SchLun4 5-5.** Since the beginning of the 2022-23 school year, what are the ways that your school has provided meals to students? *Select all that apply.*

- ☐ Meals are (or have been) provided in the school building
- ☐ Meals are (or have been) picked up from school-designated locations
- ☐ Meals are (or have been) dropped off using bus routes
- ☐ Meals are (or have been) delivered directly to households
- ☐ Meals are (or have been) prepared and delivered through local partnerships
- ☐ Other, please specify: \_\_\_\_\_
- ☐ Don't Know

**SchLun6 5-6.** How easy or difficult has it been for your school to operate USDA School Meal programs during this school year (2022-23) compared to last school year (2021-22) {Display if SchLun1 = “Students can participate in USDA...” or “Students can buy meals...”}

- ☐ Much more difficult
- ☐ A little more difficult
- ☐ About the same
- ☐ A little easier
- ☐ Much easier

**SchLun13 5-7a.** What, if any, challenges have your school experienced with school meal program operations during the 2022-23 school year? *Select all that apply.* {Display if SchLun1 = “Students can participate in USDA...” or “Students can buy meals...”}

- ☐ Decreased student participation **compared to last school year (2021-22)**
- ☐ Decreased student participation **compared to a typical school year prior to the start of the COVID-19 pandemic**
- ☐ Increased program costs
- ☐ School food service staffing shortages
- ☐ Challenges convincing parents to submit applications for free or reduced-price meals
- ☐ Challenges processing applications for free or reduced-price meals
- ☐ Additional questions or confusion from parents regarding the shift from free meals for all students to traditional program operations
- ☐ Challenges obtaining enough food, beverages and/or meal service supplies for students participating in the school meal programs
- ☐ Challenges serving specific types of foods that were planned to be on school meal program menus
- ☐ Difficulty maintaining compliance with meal pattern requirements
- ☐ Increased negative feedback or complaints about school meals from parents or students
- ☐ Other, please specify: \_\_\_\_\_
- ☐ Don't Know
- ☐ My school has not experienced any challenges with school meal program operations this year

**SchLun14 5-7b.** As a result of the challenges you just indicated, have you had to make any of the adjustments listed below to the school meals programs? {Display if SchLun13 ≠ “My school has not experienced...”}

- ☐ Reducing menu options
- ☐ Increasing paid lunch prices
- ☐ Seeking external funding to cover excess costs of serving school meals
- ☐ Limiting service options (e.g., stopping breakfast in the classroom)
- ☐ No longer participating in National School Lunch Program
- ☐ No longer participating in School Breakfast Program
- ☐ No longer participating in other USDA child nutrition programs (e.g., afterschool snack programs)
- ☐ Other, please specify: \_\_\_\_\_
- ☐ Don't know
- ☐ We have not had to make any adjustments to our school meal program

**SchLun9 5-8a.** What category(s) are you experiencing issues with procuring? *Select all that apply.*

{Display if SchLun13 = “Challenges obtaining enough food...” selected}

- ☐ Fruits
- ☐ Vegetables
- ☐ Grains
- ☐ Whole Grain Rich items
- ☐ Milk
- ☐ Meat/Meat Alternates
- ☐ Low-sodium foods
- ☐ Meal service supplies (e.g., food trays)
- ☐ Other, please specify: \_\_\_\_\_
- ☐ Don't Know

**SchLun10 5-8b.** Are the challenges you are experiencing with school meal program food due to any of the following? *Select all that apply.* {Display if SchLun13 if “Challenges serving specific types...” selected}

- ☐ Shipment delays
- ☐ Orders arriving with missing items, reduced quantities, or product substitutions
- ☐ Limited product availability
- ☐ Food or supply costs
- ☐ Labor shortages
- ☐ Limited or no vendors available
- ☐ Limited or restricted food delivery day or times
- ☐ Vendor surcharges or increased purchasing minimums
- ☐ Other, please specify: \_\_\_\_\_
- ☐ Don't Know

**SchLun11 5-9.** We'd like to learn more about what schools are experiencing while continuing to respond to the challenges of the COVID-19 pandemic. In the space below, please share any other information you would like us to know about how you are **providing your students with breakfast and/or lunch.**

*This item is optional.*

--



## Counts

**TEACHER0 6-1.** Please enter an approximate total teacher count for your school as of today.  
Please enter the **number** of teachers, including full-time and part-time teachers.

\_\_\_\_\_ Total number of teachers

**STAFF0 6-2.** Please enter an approximate total non-teacher staff count for your school as of today.  
Please enter the **number** of non-teaching staff, including full-time and part-time non-teachers.

\_\_\_\_\_ Total number of non-teaching staff

**ENROLLMENT1a 6-3.** As of today, please enter your **total** student enrollment count.  
Please enter the **number** of students.

\_\_\_\_\_ Total number of students

## Suggestions for Future Items

**FutCont 7-1.** We want to ensure we are continuing to collect information that is relevant to the daily challenges that schools are facing during the COVID-19 pandemic. In this space below, please share any other topics you believe are important for the U.S. Department of Education and additional federal policymakers to know as we continue this monthly survey collection.

*This item is optional.*

--

November 2022

## School Pulse Panel

## November Survey

### Learning Mode

**LEARNING1 1-1.** As of today, does your school offer full-time, in-person learning for any students?

*Full-time, in-person learning refers to students learning in the school building every day of the school week full-time. Include students who take remote classes while in the school building.*

- ☐ Yes
- ☐ No

**LEARNING5 1-2.** As of today, does your school offer full-time, **remote** learning for any students because of the COVID-19 pandemic?

*Remote learning refers to students using online and/or paper materials to learn only from home or a location other than the school building. Include students who come into the building only for state testing or who come in for services no more than one day a month.*

- ☐ Yes
- ☐ No

**LEARNING8 1-2a.** As of today, was full-time **remote** learning offered to all students or some students?

*{Display if LEARNING5 = YES}*

- ☐ All students
- ☐ Some students

**LEARNING11 1-3.** As of today, does your school offer a **hybrid** of remote and in-person learning for any students because of the COVID-19 pandemic?

*Hybrid remote and in-person learning refers to students who are in the school building for less than a full school day or full school week on a regular basis. These students come into school for some days or classes but also stay at home for some days or classes.*

- ☐ Yes
- ☐ No

**LEARNING12 1-3a.** As of today, was hybrid of remote and in-person learning offered to all students or some students? *{Display if LEARNING11 = YES}*

- ☐ All students
- ☐ Some students

## Quarantine

**Quar6a 2-1.** Today (or the most recent day you have information), are any STUDENTS currently at home and not allowed to attend school in person because they have been potentially exposed to COVID-19, displayed COVID-19 like symptoms, or have tested positive for COVID-19?

- ☐ Yes
- ☐ No
- ☐ Don't Know
- ☐ Not Applicable – all students are currently receiving full-time remote instruction

**Quar6b 2-1a.** Today (or the most recent day you have information), how many STUDENTS are currently at home and not allowed to attend school in person because they have been potentially exposed to COVID-19, displayed COVID-19 like symptoms, or have tested positive for COVID-19? {Display if Quar6a = YES}

student(s)

**Quar19a 2-2.** Today (or the most recent day you have information), are any TEACHERS AND/OR NON-TEACHING STAFF MEMBERS currently at home and not allowed to attend school in person because they have been potentially exposed to COVID-19, displayed COVID-19 like symptoms, or have tested positive for COVID-19?

- ☐ Yes
- ☐ No
- ☐ Don't Know
- ☐ Not Applicable – we are only providing full-time remote learning at this time

**Quar19b 2-2a.** Today (or the most recent day you have information), how many TEACHERS AND NON-TEACHING STAFF MEMBERS are currently at home and not allowed to be in the school building because they have been potentially exposed to COVID-19, displayed COVID-19 like symptoms, or have tested positive for COVID-19? {Display if Quar19a = YES}

teachers and non-teaching staff members

## School Crime and Safety

**CS1 3-1.** During the 2022-23 school year, is it a practice at your school to do the following?

	Yes	No	Don't Know
Require visitors to sign or check in and wear badges			
Control access to school buildings during school hours (e.g., locked or monitored doors, loading docks)			
Control access to school grounds during school hours (e.g., locked or monitored gates)			
Equip classrooms with locks so that doors can be locked from the inside			
Close the campus for most or all students during lunch			
Have “panic button(s)” or silent alarm(s) that directly connect to law enforcement in the event of an incident			
Provide an electronic notification system that notifies parents in case of a school-wide emergency			
Require faculty and staff to wear badges or picture IDs			
Use one or more security cameras to monitor the school			
Provide two-way radios to all or select staff			
Require metal detector checks on all or most students every day			
Perform random metal detector checks on students			
Perform one or more random sweeps (e.g., locker checks, dog sniffs) for contraband (e.g., drugs or weapons)			
Require students to wear uniforms			
Enforce a strict dress code			
Require clear book bags or ban book bags on school grounds			
Provide a structured anonymous or confidential threat reporting system (e.g., tip line, online submission, telephone hotline, or written submission via drop box)			
Require students to wear badges or picture IDs			
Prohibit non-academic use of cell phones or smartphones during school hours			

**CS2 3-2.** As of today, have any of the following contraband items been confiscated from students at your school during the 2022-23 school year? *Select all that apply.*

- ☐ Firearms
- ☐ Explosive devices
- ☐ Tasers or stun guns
- ☐ Knives or other sharp objects that are used as a weapon
- ☐ Blunt objects that can be used as weapon (e.g., brass knuckles)
- ☐ Aerosol sprays (e.g., Mace, pepper spray)
- ☐ Other weapons
- ☐ Illegal drugs or drug paraphernalia
- ☐ Prescription drugs
- ☐ Alcohol
- ☐ Tobacco products or paraphernalia (e.g., cigarettes, vaping products)
- ☐ None of the Above
- ☐ Don't Know

**CS3 3-3.** Does your school have a written plan that describes procedures to be performed in the following scenarios?

	Yes	No	Don't Know
Active Shooter			
Natural disasters (e.g., earthquakes, tornadoes)			
Hostages			
Bomb threats or incidents			
Chemical, biological, or radiological threats or incidents (e.g., release of mustard gas, anthrax, smallpox, or radioactive materials)			
Suicide threats or incidents			
Pandemic disease			
Post-crisis reunification of students with their families			

**CS4a 3-4a.** During the 2022-23 school year, has your school drilled (or will they drill) students on the use of the following emergency procedures?

	Yes	No	Don't Know
Evacuation (i.e., students and staff are required to leave the building due to an incident)			
Lockdown (i.e., securing the school building and grounds during incidents that pose an immediate threat of violence)			
Shelter-in-place (i.e., students and staff are required to remain indoors because it is safer in inside the building or a room than outside)			

**CS4b 3-4b.** How often does (or will) your school drill students in these emergency procedures?

{Display based on responses to CS4a}	Once a school year	Twice a school year	3-5 times a school year	6 – 8 times a school year	Nine or more times a school year	Don't Know
Evacuation (i.e., students and staff are required to leave the building due to an incident)						
Lockdown (i.e., securing the school building and grounds during incidents that pose an immediate threat of violence)						
Shelter-in-place (i.e., students and staff are required to remain indoors because it is safer in inside the building or a room than outside)						

**CS13 3-5.** How prepared do you feel your school is to deal with the following emergency events?

	Very Prepared	Somewhat prepared	Somewhat unprepared	Very unprepared
Active shooters				
Active armed individuals with a weapon other than a firearm				
Intruders (e.g., unauthorized persons entering the premises)				
Shooting threats (e.g., in-person verbal threats, threats made via social media)				
Bomb threats or incidents				
Suicide threats or incidents				
Pandemic diseases				
Natural disasters (e.g., earthquakes, tornadoes, hurricanes, floods, wildfires)				
Inclement weather (e.g., extreme heat, snowstorms, ice storms)				
Chemical or industrial hazards (e.g., industrial plant explosions, hazardous materials within or outside of the school, gas leaks)				
Utility or systems failures (e.g., power or water outages, air conditioning outages)				

**CS5a 3-6a.** During the 2022–23 school year, does your school have a behavioral threat assessment team or any other formal group of persons to identify students who might be a potential risk for violent or harmful behavior (toward themselves or others)?

- ☐ Yes
- ☐ No
- ☐ Don't Know

**CS5b 3-6b.** Have any students been found to be a potential risk for violent or harmful behavior (toward themselves or others)?

{Display if CS5a = YES}	Yes	No	Don't Know
Toward themselves			
Toward others			

For the next set of items, use the following definitions:

**Sworn Law Enforcement Officer (SLEO):** an individual who ordinarily carries a firearm and a badge, has full arrest powers, and is paid from governmental funds.

**School Resource Officer (SRO):** A sworn law enforcement officer with arrest authority, **who has specialized training** and is assigned to **work in collaboration with school organizations**; all SROs are SLEOs, but not all SLEOs are SROs.

**Security Officer:** an individual who works to maintain safety and security at school but is NOT a SLEO and does not have the same authority as SLEOs (e.g., cannot make arrests).

---

**CS6a 3-7a.** During 2022-23 school year, does your school have any sworn law enforcement officers (SLEOs), including School Resource Officers (SROs), present at your school at least once a week?

*Do NOT include security officers who are not sworn law enforcement officers.*

- ☐ Yes
- ☐ No
- ☐ Don't Know

**CS6b 3-7b.** Are SLEOs (including SROs) present at least once a week in or around your school at the following times? **{Display if CS6a = YES}**

*Do NOT include security officers who are not sworn law enforcement officers.*

	Yes	No	Don't Know
While students are arriving or leaving			
At selected school activities (e.g., athletic and social events, open houses)			
When school or school activities are not occurring			

**CS6c 3-7c.** Do any of the SLEOs (including SROs) at your school routinely: **{Display if CS6a = YES}**

*Do NOT include security officers who are not sworn law enforcement officers.*

	Yes	No	Don't Know
Carry physical restraints (e.g., handcuffs, tasers)			
Carry chemical aerosol sprays (e.g., Mace, pepper spray)			
Carry a firearm			
Wear a body camera			



**CS6d 3-7d.** Do these SLEOs (including SROs) participate in the following activities at your school?

{Display if CS6a = YES}

Do NOT include security officers who are not sworn law enforcement officers.

	Yes	No	Don't Know
Monitoring student behavior			
Maintaining student discipline			
Recording or reporting discipline problems to school authorities			
Mentoring students			
Teaching a law-related education course or training students (e.g., drug-related education, criminal law, or crime prevention courses)			
Training teachers and staff in school safety or crime prevention			
Providing information to school authorities about the legal definitions of behavior for recording or reporting purposes (e.g., defining “assault” for school authorities)			
Emergency management (i.e., developing and implementing comprehensive safety plans and strategies in consultation with other first responders and school administrators)			
Identifying problems in the school and proactively seeking solutions to those problems			
Motor vehicle traffic control			
Security enforcement and patrol			

**CS6e 3-7e.** During the 2022-23 school year, does your school or district have any formalized policies or written documents (e.g., Memorandum of Understanding, Memorandum of Agreement), that outline the roles, responsibilities, and expectations of SLEOs (including SROs) at school? {Display if CS6a = YES}

- ☐ Yes
- ☐ No
- ☐ Don't Know

**CS6ee 3-7f.** Do these formalized policies or written documents include language defining the role of SLEOs (including SROs) at school in the following areas? {Display if CS6a & CS6e= YES}

	Yes	No	Don't Know
Student discipline			
Use of physical restraints (e.g., handcuffs, Tasers) or chemical aerosol sprays (e.g., Mace, pepper spray)			
Use of firearms			
Making arrests on school grounds			
Reporting of criminal offenses to a law enforcement agency			

Continue using these definitions as your respond to the next set of items:

**Sworn Law Enforcement Officer (SLEO):** an individual who ordinarily carries a firearm and a badge, has full arrest powers, and is paid from governmental funds.

**School Resource Officer (SRO):** A sworn law enforcement officer with arrest authority, **who has specialized training** and is assigned to **work in collaboration with school organizations**; all SROs are SLEOs, but not all SLEOs are SROs.

**Security Officer:** an individual who works to maintain safety and security at school but is NOT a SLEO and does not have the same authority as SLEOs (e.g., cannot make arrests).

---

**CS7a 3-8a.** How many of the following security personnel are present at your school at least once a week?

*If an officer works full-time across various schools in the district, please count the officer as “part-time” for your school.*

*If your school does not have any officers present at your school at least once a week, enter 0.*

- **Full-time** School Resource Officer: \_\_\_\_\_
- **Part-time** School Resource Officer: \_\_\_\_\_
- **Full-time** sworn law enforcement officer (NOT a School Resource Officer): \_\_\_\_\_
- **Part-time** sworn law enforcement officer (NOT a School Resource Officer): \_\_\_\_\_
- **Full-time** security officer: \_\_\_\_\_
- **Part-time** security officer: \_\_\_\_\_

**CS7b 3-8b.** To what extent do you agree or disagree with the following statement: “The **School Resource Officer(s)** at my school make(s) a positive impact on our school community.” {Display if CS7a Full- or Part-time SROs > 0}

- ☐ Strongly Disagree
- ☐ Somewhat Disagree
- ☐ Neither Agree nor Disagree
- ☐ Somewhat Agree
- ☐ Strongly Agree
- ☐ Don’t Know

**CS7bb 3-8c.** Briefly describe why you selected “[Answer from CS7b]” for the previous item. {Display if CS7b ≠ don’t know}

**CS7c 3-8d.** To what extent do you agree or disagree with the following statement: “The **sworn law enforcement officer(s)** at my school make(s) a positive impact on our school community.” {Display if CS7a Full- or Part-time sworn law enforcement officer > 0}

- ☐ Strongly Disagree
- ☐ Somewhat Disagree
- ☐ Neither Agree nor Disagree
- ☐ Somewhat Agree
- ☐ Strongly Agree
- ☐ Don't Know

**CS7cc 3-8e.** Briefly describe why you selected “[Answer to CS7c]” for the previous item. {Display if CS7c ≠ don't know}

**CS7d 3-8f.** To what extent do you agree or disagree with the following statement: “The **security officer(s)** at my school make(s) a positive impact on our school community.” {Display if CS7a Full- or Part-time security officer > 0}

- ☐ Strongly Disagree
- ☐ Somewhat Disagree
- ☐ Neither Agree nor Disagree
- ☐ Somewhat Agree
- ☐ Strongly Agree
- ☐ Don't Know

**CS7dd 3-8g.** Briefly describe why you selected “[Answer to CS7d]” for the previous item. {Display if CS7d ≠ don't know}

**CS8 3-9.** Aside from SLEOs (including SROs) or other security officers or personnel who carry firearms, during the 2022-23 school year, are there any staff at your school who legally carry a firearm on school property?

- Yes
- No
- Don't Know

**CS9 3-10.** During the 2022–23 school year, has your school or school district provided (or will they provide) any of the following trainings for classroom teachers or aides at this school?

	Yes	No	Don't Know
Classroom management for teachers			
School-wide discipline policies and practices related to violence			
School-wide discipline policies and practices related to cyberbullying			
School-wide discipline policies and practices related to bullying other than cyberbullying			
School-wide discipline policies and practices related to alcohol and/or drug use			
Safety procedures (e.g., how to handle emergencies)			
Recognizing early warning signs of students likely to exhibit violent behavior			
Recognizing signs of self-harm or suicidal tendencies			
Intervention and referral strategies for students displaying signs of mental health disorders (e.g., depression, mood disorders, ADHD)			
Recognizing physical, social, and verbal bullying behaviors			
Recognizing signs of students using/abusing alcohol and/or drugs			
Positive behavioral intervention strategies			
Crisis prevention and intervention			
Recognizing or responding to behaviors involving bias or hate crimes against traditionally marginalized groups			
Diversity, equity, and inclusion (DEI)			

**CS10 3-11.** To what extent, if any, do the following factors limit your school's efforts to reduce or prevent disruptive behavioral issues, including crimes, from occurring on school grounds?

	Limits in a major way	Limits in a minor way	Does not limit
Lack of or inadequate teacher training in classroom management			
Lack of or inadequate alternative placement or programs for disruptive students			
Likelihood of complaints from parents			
Lack of teacher support for school policies			
Lack of parental support for school policies			
Teachers' fear of student retaliation			

Fear of litigation			
Inadequate funds			
Inconsistent application of school policies by faculty or staff			

**CS11 3-12.** During the 2022-23 school year, does your school allow for the use of the following disciplinary actions?

	Yes	No	Don't Know
Removal with no continuing school services for at least the remainder of the school year			
Removal with school-provided tutoring/home instruction for at least the remainder of the school year			
Transfer to an alternative school for disciplinary reasons			
Transfer to another regular school for disciplinary reasons			
Out-of-school suspension or removal for less than the remainder of the school year with <b>NO</b> curriculum or services provided			
Out-of-school suspension or removal for less than the remainder of the school year with curriculum or services <b>provided</b>			
Referral to a school counselor			
Assignment to a program (during school hours) designed to reduce disciplinary problems			
Assignment to a program (outside of school hours) designed to reduce disciplinary problems			
Loss of school bus privileges due to misbehavior			
Corporal punishment			
Placement on school probation with consequences if another incident occurs			
Detention and/or Saturday school			
Loss of student privileges			
Requirement of participation in community service			

**CS12 3-13.** We'd like to learn more about what schools are experiencing with regard to school crime and safety. In the space below, please share any other information you would like us to know about **school safety and discipline** at your school.

*This item is optional.*

## Counts

**TEACHER0 4-1.** Please enter an approximate total teacher count for your school as of today.  
Please enter the **number** of teachers, including full-time and part-time teachers.

\_\_\_\_\_ Total number of teachers

**STAFF0 4-2.** Please enter an approximate total non-teacher staff count for your school as of today.  
Please enter the **number** of non-teaching staff, including full-time and part-time non-teachers.

\_\_\_\_\_ Total number of non-teaching staff

**ENROLLMENT1a 4-3.** As of today, please enter your **total** student enrollment count.  
Please enter the **number** of students.

\_\_\_\_\_ Total number of students

December 2022

## School Pulse Panel

## December Survey

### Learning Mode

**LEARNING1 1-1.** As of today, does your school offer full-time, in-person learning for any students?

*Full-time, in-person learning refers to students learning in the school building every day of the school week full-time. Include students who take remote classes while in the school building.*

- ☐ Yes
- ☐ No

**LEARNING5 1-2.** As of today, does your school offer full-time, **remote** learning for any students because of the COVID-19 pandemic?

*Remote learning refers to students using online and/or paper materials to learn only from home or a location other than the school building. Include students who come into the building only for state testing or who come in for services no more than one day a month.*

- ☐ Yes
- ☐ No

**LEARNING8 1-2a.** As of today, was full-time **remote** learning offered to all students or some students?

*{Display if LEARNING5 = YES}*

- ☐ All students
- ☐ Some students

**LEARNING11 1-3.** As of today, does your school offer a **hybrid** of remote and in-person learning for any students because of the COVID-19 pandemic?

*Hybrid remote and in-person learning refers to students who are in the school building for less than a full school day or full school week on a regular basis. These students come into school for some days or classes but also stay at home for some days or classes.*

- ☐ Yes
- ☐ No

**LEARNING12 1-3a.** As of today, was hybrid of remote and in-person learning offered to all students or some students? *{Display if LEARNING11 = YES}*

- ☐ All students
- ☐ Some students



## Quarantine

**Quar6a 2-1.** Today (or the most recent day you have information), are any STUDENTS currently at home and not allowed to attend school in person because they have been potentially exposed to COVID-19, displayed COVID-19 like symptoms, or have tested positive for COVID-19?

- ☐ Yes
- ☐ No
- ☐ Don't Know
- ☐ Not Applicable – all students are currently receiving full-time remote instruction

**Quar6b 2-1a.** Today (or the most recent day you have information), how many STUDENTS are currently at home and not allowed to attend school in person because they have been potentially exposed to COVID-19, displayed COVID-19 like symptoms, or have tested positive for COVID-19? {Display if Quar6a = YES}

student(s)

**Quar19a 2-2.** Today (or the most recent day you have information), are any TEACHERS AND/OR NON-TEACHING STAFF MEMBERS currently at home and not allowed to attend school in person because they have been potentially exposed to COVID-19, displayed COVID-19 like symptoms, or have tested positive for COVID-19?

- ☐ Yes
- ☐ No
- ☐ Don't Know
- ☐ Not Applicable – we are only providing full-time remote learning at this time

**Quar19b 2-2a.** Today (or the most recent day you have information), how many TEACHERS AND NON-TEACHING STAFF MEMBERS are currently at home and not allowed to be in the school building because they have been potentially exposed to COVID-19, displayed COVID-19 like symptoms, or have tested positive for COVID-19? {Display if Quar19a = YES}

teachers and non-teaching staff members

## Learning Recovery & Tutoring

**SR1a.** To the best of your knowledge, what percentage of students **BEGAN the 2022-23 school year** behind grade level in at least one academic subject?

- \_\_\_\_\_ percent of students
- Don't Know

**SR1c.** In which of the following academic subjects did students at your school **begin the 2022-23 school year** behind grade level? **{Display if SR1a > 0}**

	No students were behind grade level in this subject	At least some students were behind grade level in this subject	Not Applicable – this subject is not offered at my school	Not Applicable – we do not have this type of data in this subject area
English or Language Arts				
Mathematics				
Sciences (e.g., general science, biology, chemistry, etc.)				
Computer Science				
Foreign Language				
Social Studies				

**SR3a.** As of today, what strategies have your school used to support learning recovery for students?

*Select all that apply.*

- Tailored accelerated instruction (i.e., teacher-led individualized learning, using new, grade-level content to teach prior-grade concepts or skills)
- Remedial instruction (i.e., using content from prior years to teach concepts or skills)
- Identifying individual student academic needs with diagnostic assessment data
- Identifying individual student academic needs with formative assessment data
- Extending class time spent on targeted subject areas during the school day
- Extending the school day to accommodate learning recovery activities
- Extending the school week to accommodate learning recovery activities
- Extending the school year to accommodate learning recovery activities
- Professional development for teachers/staff on learning recovery
- Family workshops to provide techniques and guidance to support learning recovery
- Family engagement/outreach activities (e.g., home visits, communicating via text apps, video conference meetings, etc.)
- Hiring additional educators to provide more small-group and individual instruction
- Other, please specify: \_\_\_\_\_
- We have not implemented any strategies to support learning recovery
- Don't Know

**Tutoring1.** During the 2022-23 school year, which of the following types of tutoring, if any, are students at your school provided? *Select all that apply.*

- ☐ **High-dosage tutoring** (i.e., tutoring that takes place for at least 30 minutes per session, one-on-one or in small group instruction, offered three or more times per week, is provided by educators or well-trained tutors, aligns with an evidence-based core curriculum or program, and is also known as Evidence-based or High-quality tutoring) {Display HDT items if selected}
- ☐ **Standard tutoring** (i.e., a less intensive method of tutoring that may take place in one-on-one, small group, or large group settings, is offered less than three times per week, and is provided by educators who may or may not have received specific training in tutoring practices) {Display SDT items if selected}
- ☐ **Self-paced tutoring** (i.e., a method of tutoring in which students work on their own, typically online, where they are provided guided instruction that allows them to move onto new material after displaying mastery of content) {Display SPT items if selected}
- ☐ **Other method(s) of tutoring**, please specify: \_\_\_\_\_
- ☐ No tutoring is provided to students by our school

The following items ask about **high-dosage** tutoring at your school during the 2022-23 school year

**HDT1.** Who administers **high-dosage** tutoring at your school? *Select all that apply.*

- ☐ Tutors whose primary or only role is to provide tutoring
- ☐ Teachers who have received training or professional development in tutoring
- ☐ Teacher's/classroom aides who have received training or professional development in tutoring
- ☐ Teachers who have NOT received training or professional development in tutoring
- ☐ Teacher's/classroom aides who have NOT received training or professional development in tutoring
- ☐ Subject-area specialists (e.g., reading or math specialists)
- ☐ Other, please specify: \_\_\_\_\_
- ☐ Don't know

**HDT2.** As of today, what percentage of students at your school have received **high-dosage** tutoring during the 2022-23 school year?

\_\_\_\_\_ % of students

- ☐ Don't know

**HDT13a.** Are any students **required** to participate in your school's **high-dosage** tutoring program?

- ☐ Yes
- ☐ No
- ☐ Don't Know

**HDT13b.** For which of the following reasons are students **required** to participate in your school's **high-dosage** tutoring program? *Select all that apply.* {Display if HDT13a = YES}

- ☐ Results from diagnostic or other assessment results
- ☐ Referral from teacher or staff
- ☐ Request from parent or caregiver
- ☐ Other, please specify: \_\_\_\_\_
- ☐ Don't know

**HDT3.** To the best of your knowledge, how does the percentage of students who receive **high-dosage** tutoring compare to last school year (2021-22)?

- ☐ More students are receiving high-dosage tutoring
- ☐ Fewer students are receiving high-dosage tutoring
- ☐ About the same percentage of students are receiving high-dosage tutoring
- ☐ No students participated in high-dosage tutoring in the 2021-22 school year
- ☐ Don't Know

**HDT4a.** To the best of your knowledge, have any of the following subgroups of students received **high-dosage** tutoring more than others during the 2022-23 school year? *Select all that apply.*

- ☐ Students from particular racial/ethnic backgrounds (indicate in next item)
- ☐ English Learner (EL) or English as a Second Language (ESL) students
- ☐ Students with Individualized Education Programs (IEPs) or 504 plans
- ☐ Economically disadvantaged students (such as those that qualify for free or reduced-price lunch)
- ☐ Students experiencing homelessness
- ☐ Migrant students
- ☐ Students who are not receiving full-time in-person instruction
- ☐ Other, please specify: \_\_\_\_\_
- ☐ No subgroups have received more high-dosage tutoring than others
- ☐ Don't Know

**HDT4b.** Which of the following racial/ethnic student groups have received **high-dosage** tutoring more than others? *Select all that apply.* {Display if HDT4a = "...particular racial/ethnic backgrounds"}

- ☐ American Indian or Alaska Native
- ☐ Asian
- ☐ Black or African American
- ☐ Hispanic/Latino
- ☐ Native Hawaiian or Other Pacific Islander
- ☐ Two or more races
- ☐ White

**HDT12.** Does your school use its student information system (or equivalent) to track students' participation in **high-dosage** tutoring?

- ☐ Yes
- ☐ No
- ☐ Don't Know

**HDT5.** When do students at your school receive **high-dosage** tutoring? *Select all that apply.*

- ☐ Before school
- ☐ After school
- ☐ During regular instruction periods **through pull-out services**
- ☐ During regular instruction periods **in the classroom**
- ☐ During "free periods" for students (e.g., portions of the day students do not have class, lunch/recess)
- ☐ Outside of the regular school week (e.g., Saturdays or Sundays)
- ☐ Other, please specify: \_\_\_\_\_
- ☐ Don't know

**HDT6.** For students who receive **high-dosage** tutoring, approximately how many days per week do they receive this type of tutoring?

- ☐ 1 day per week
- ☐ 2 days per week
- ☐ 3 days per week
- ☐ 4 days per week
- ☐ 5 days per week
- ☐ More than 5 days
- ☐ Don't Know

**HDT7.** For students who receive **high-dosage** tutoring, approximately how long does the typical tutoring session last?

- ☐ Less than 30 minutes
- ☐ 30 to 45 minutes
- ☐ 46 minutes to 1 hour
- ☐ More than 1 hour
- ☐ Don't Know

**HDT8.** In which of the following subject areas do students in your school receive **high-dosage** tutoring?

- ☐ Mathematics
- ☐ English/Language Arts (including Reading)
- ☐ Sciences (e.g., general science, biology, chemistry)
- ☐ Computer Science
- ☐ Social Studies/History
- ☐ Foreign Language(s)

**HDT9.** To what extent do you agree with the following statement: "My school is able to effectively provide **high-dosage** tutoring to all students in need."

- ☐ Strongly disagree
- ☐ Moderately disagree
- ☐ Neither agree nor disagree
- ☐ Moderately agree
- ☐ Strongly agree
- ☐ Don't know

**HDT10.** Which of the following factors, if any, limit your school's efforts to effectively provide **high-dosage** tutoring to all students in need? *Select all that apply.*

- ☐ Cannot find staff to support high-dosage tutoring
- ☐ Lack of funding to hire staff to support high-dosage tutoring
- ☐ Time limitations (i.e., cannot find enough time to support high-dosage tutoring)
- ☐ Space limitations (i.e., do not have the physical space to support high-dosage tutoring)
- ☐ Lack of educational materials to support high-dosage tutoring
- ☐ Other, please specify: \_\_\_\_\_
- ☐ We have not experienced any barriers to implementing high-dosage tutoring
- ☐ Don't know

**HDT11.** Which of the following sources of funding have been used to support **high-dosage** tutoring during the 2022-23 school year? *Select all that apply.*

- ☐ COVID relief funds (ESSER I or ESSER II)
- ☐ American Rescue Plan Elementary and Secondary School Emergency Relief funds (ARP ESSER)
- ☐ Other federal grants or programs
- ☐ State grants or other state programs
- ☐ District or school financial funding
- ☐ Philanthropic support
- ☐ Partnerships or sponsorships with organizations
- ☐ Other, please specify: \_\_\_\_\_
- ☐ None of the above
- ☐ Don't know

*The following items ask about **standard** tutoring at your school during the 2022-23 school year*

**SDT1.** Who administers **standard** tutoring at your school? *Select all that apply.*

- ☐ Tutors whose primary or only role is to provide tutoring
- ☐ Teachers who have received training or professional development in tutoring
- ☐ Teacher's/classroom aides who have received training or professional development in tutoring
- ☐ Teachers who have NOT received training or professional development in tutoring
- ☐ Teacher's/classroom aides who have NOT received training or professional development in tutoring
- ☐ Subject-area specialists (e.g., reading or math specialists)
- ☐ Other, please specify: \_\_\_\_\_
- ☐ Don't know

**SDT2.** As of today, what percentage of students at your school have received **standard** tutoring during the 2022-23 school year?

\_\_\_\_\_ % of students

- ☐ Don't know

**SDT13a.** Are any students **required** to participate in your school's **standard** tutoring program?

- ☐ Yes
- ☐ No
- ☐ Don't Know

**SDT13b.** For which of the following reasons are students **required** to participate in your school's **standard** tutoring program? *Select all that apply.* {Display if SDT13a = YES}

- ☐ Results from diagnostic or other assessment results
- ☐ Referral from teacher or staff
- ☐ Request from parent or caregiver
- ☐ Other, please specify: \_\_\_\_\_
- ☐ Don't know

**SDT3.** To the best of your knowledge, how does the percentage of students who receive **standard** tutoring compare to last school year (2021-22)?

- ☐ More students are receiving standard tutoring
- ☐ Fewer students are receiving standard tutoring
- ☐ About the same percentage of students are receiving standard tutoring
- ☐ No students participated in standard tutoring in the 2021-22 school year
- ☐ Don't Know



**SDT4a.** To the best of your knowledge, have any of the following subgroups of students received **standard** tutoring more than others during the 2022-23 school year? *Select all that apply.*

- ☐ Students from particular racial/ethnic backgrounds (indicate in next item)
- ☐ English Learner (EL) or English as a Second Language (ESL) students
- ☐ Students with Individualized Education Programs (IEPs) or 504 plans
- ☐ Economically disadvantaged students (such as those that qualify for free or reduced-price lunch)
- ☐ Students experiencing homelessness
- ☐ Migrant students
- ☐ Students who are not receiving full-time in-person instruction
- ☐ Other, please specify: \_\_\_\_\_
- ☐ No subgroups have received more standard tutoring than others
- ☐ Don't Know

**SDT4b.** Which of the following racial/ethnic student groups have received **standard** tutoring more than others? *Select all that apply.* {Display if SDT4a = "...particular racial/ethnic backgrounds"}

- ☐ American Indian or Alaska Native
- ☐ Asian
- ☐ Black or African American
- ☐ Hispanic/Latino
- ☐ Native Hawaiian or Other Pacific Islander
- ☐ Two or more races
- ☐ White

**SDT12.** Does your school use its student information system (or equivalent) to track students' participation in **standard** tutoring?

- ☐ Yes
- ☐ No
- ☐ Don't Know

**SDT5.** When do students at your school receive **standard** tutoring? *Select all that apply.*

- ☐ Before school
- ☐ After school
- ☐ During regular instruction periods, **through pull-out services**
- ☐ During regular instruction periods, **in the classroom**
- ☐ During "free periods" for students (e.g., portions of the day students do not have class, lunch/recess)
- ☐ Outside of the regular school week (e.g., Saturdays or Sundays)
- ☐ Other, please specify: \_\_\_\_\_
- ☐ Don't know

**SDT6.** For students who receive **standard** tutoring, approximately how many days per week do they receive this type of tutoring?

- ☐ 1 day per week
- ☐ 2 days per week
- ☐ 3 days per week
- ☐ 4 days per week
- ☐ 5 days per week
- ☐ More than 5 days
- ☐ Don't Know

**SDT7.** For students who receive **standard** tutoring, approximately how long does the typical tutoring session last?

- ☐ Less than 30 minutes
- ☐ 30 to 45 minutes
- ☐ 46 minutes to 1 hour
- ☐ More than 1 hour
- ☐ Don't Know

**SDT8.** In which of the following subject areas do students in your school receive **standard** tutoring?

- ☐ Mathematics
- ☐ English/Language Arts (including Reading)
- ☐ Sciences (e.g., general science, biology, chemistry)
- ☐ Computer Science
- ☐ Social Studies/History
- ☐ Foreign Language(s)

**SDT9.** To what extent do you agree with the following statement: "My school is able to effectively provide **standard** tutoring to all students in need."

- ☐ Strongly disagree
- ☐ Moderately disagree
- ☐ Neither agree nor disagree
- ☐ Moderately agree
- ☐ Strongly agree
- ☐ Don't know

**SDT10.** Which of the following factors, if any, limit your school's efforts to effectively provide **standard** tutoring to all students in need? *Select all that apply.*

- ☐ Cannot find staff to support standard tutoring
- ☐ Lack of funding to hire staff to support standard tutoring
- ☐ Time limitations (i.e., cannot find enough time to support standard tutoring)
- ☐ Space limitations (i.e., do not have the physical space to support standard tutoring)
- ☐ Lack of educational materials to support standard tutoring
- ☐ Other, please specify: \_\_\_\_\_
- ☐ We have not experienced any barriers to implementing standard tutoring
- ☐ Don't know

**SDT11.** Which of the following sources of funding have been used to support **standard** tutoring during the 2022-23 school year? *Select all that apply.*

- ☐ COVID relief funds (ESSER I or ESSER II)
- ☐ American Rescue Plan Elementary and Secondary School Emergency Relief funds (ARP ESSER)
- ☐ Other federal grants or programs
- ☐ State grants or other state programs
- ☐ District or school financial funding
- ☐ Philanthropic support
- ☐ Partnerships or sponsorships with organizations
- ☐ Other, please specify: \_\_\_\_\_
- ☐ None of the above
- ☐ Don't know

*The following items ask about **self-paced** tutoring at your school during the 2022-23 school year*

**SPT2.** As of today, what percentage of students at your school have received **self-paced** tutoring during the 2022-23 school year?

\_\_\_\_\_ % of students

☐ Don't know

**SPT13a.** Are any students **required** to participate in your school's **self-paced** tutoring program?

☐ Yes

☐ No

☐ Don't Know

**SPT13b.** For which of the following reasons are students **required** to participate in your school's **self-paced** tutoring program? *Select all that apply.* {Display if SPT13a = YES}

☐ Results from diagnostic or other assessment results

☐ Referral from teacher or staff

☐ Request from parent or caregiver

☐ Other, please specify: \_\_\_\_\_

☐ Don't know

**SPT3.** To the best of your knowledge, how does the percentage of students who receive **self-paced** tutoring compare to last school year (2021-22)?

☐ More students are receiving standard tutoring

☐ Fewer students are receiving standard tutoring

☐ About the same percentage of students are receiving standard tutoring

☐ No students participated in self-paced tutoring in the 2021-22 school year

☐ Don't Know

**SPT4a.** To the best of your knowledge, have any of the following subgroups of students received **self-paced** tutoring more than others during the 2022-23 school year? *Select all that apply.*

☐ Students from particular racial/ethnic backgrounds (indicate in next item)

☐ English Learner (EL) or English as a Second Language (ESL) students

☐ Students with Individualized Education Programs (IEPs) or 504 plans

☐ Economically disadvantaged students (such as those that qualify for free or reduced-price lunch)

☐ Students experiencing homelessness

☐ Migrant students

☐ Students who are not receiving full-time in-person instruction

☐ Other, please specify: \_\_\_\_\_

☐ No subgroups have received more standard tutoring than others

☐ Don't Know

**SPT4b.** Which of the following racial/ethnic student groups have received **self-paced** tutoring more than others? *Select all that apply.* {Display if SPT4a = "...particular racial/ethnic backgrounds"}

- ☐ American Indian or Alaska Native
- ☐ Asian
- ☐ Black or African American
- ☐ Hispanic/Latino
- ☐ Native Hawaiian or Other Pacific Islander
- ☐ Two or more races
- ☐ White

**SPT12.** Does your school use its student information system (or equivalent) to track students' participation in **self-paced** tutoring?

- ☐ Yes
- ☐ No
- ☐ Don't Know

**SPT5.** When do students at your school receive **self-paced** tutoring? *Select all that apply.*

- ☐ Before school
- ☐ After school
- ☐ During regular instruction periods, **through pull-out services**
- ☐ During regular instruction periods, **in the classroom**
- ☐ During "free periods" for students (e.g., portions of the day students do not have class, lunch/recess)
- ☐ Outside of the regular school week (e.g., Saturdays or Sundays)
- ☐ Other, please specify: \_\_\_\_\_
- ☐ Don't know

**SPT6.** For students who receive **self-paced** tutoring, approximately how many days per week do they receive this type of tutoring?

- ☐ 1 day per week
- ☐ 2 days per week
- ☐ 3 days per week
- ☐ 4 days per week
- ☐ 5 days per week
- ☐ More than 5 days
- ☐ Don't Know

**SPT7.** For students who receive **self-paced** tutoring, approximately how long does the typical tutoring session last?

- ☐ Less than 30 minutes
- ☐ 30 to 45 minutes
- ☐ 46 minutes to 1 hour
- ☐ More than 1 hour
- ☐ Don't Know

**SPT8.** In which of the following subject areas do students in your school receive **self-paced** tutoring?

- ☐ Mathematics
- ☐ English/Language Arts (including Reading)
- ☐ Sciences (e.g., general science, biology, chemistry)
- ☐ Computer Science
- ☐ Social Studies/History
- ☐ Foreign Language(s)

**SPT9.** To what extent do you agree with the following statement: “My school is able to effectively provide **self-paced** tutoring to all students in need.”

- ☐ Strongly disagree
- ☐ Moderately disagree
- ☐ Neither agree nor disagree
- ☐ Moderately agree
- ☐ Strongly agree
- ☐ Don’t know

**SPT10.** Which of the following factors, if any, limit your school’s efforts to effectively provide **self-paced** tutoring to all students in need? *Select all that apply.*

- ☐ Cannot find materials or resources to support self-paced tutoring
- ☐ Lack of funding to obtain materials or resources to support self-paced tutoring
- ☐ Time limitations (i.e., cannot find enough time to support self-paced tutoring)
- ☐ Technology limitations (i.e., do not have the technological capability to support self-paced tutoring)
- ☐ Other, please specify: \_\_\_\_\_
- ☐ We have not experienced any barriers to implementing self-paced tutoring
- ☐ Don’t know

**SPT11.** Which of the following sources of funding have been used to support **self-paced** tutoring during the 2022-23 school year? *Select all that apply.*

- ☐ COVID relief funds (ESSER I or ESSER II)
- ☐ American Rescue Plan Elementary and Secondary School Emergency Relief funds (ARP ESSER)
- ☐ Other federal grants or programs
- ☐ State grants or other state programs
- ☐ District or school financial funding
- ☐ Partnerships or sponsorships with organizations
- ☐ Philanthropic support
- ☐ Other, please specify: \_\_\_\_\_
- ☐ None of the above
- ☐ Don’t know

**Tutoring2.** Do you provide training or professional development for those who provide the following types of tutoring provided at your school?

{Display based on Tutoring1 responses EXCEPT Self-Paced Tutoring}	Yes	No	Don't Know
High-dosage tutoring			
Standard tutoring			
Other methods of tutoring			

**Tutoring3.** Does your school have plans to evaluate the effectiveness of your tutoring programs on improving student outcomes?

{Display based on Tutoring1 responses}	Yes, we are developing a plan	Yes, we have implemented a plan we developed	No	Don't Know
High-dosage tutoring				
Standard tutoring				
Self-paced tutoring				
Other methods of tutoring				

**Tutoring4.** We'd like to learn more about what schools are experiencing while continuing to respond to the challenges of the COVID-19 pandemic. In the space below, please share any other information you would like us to know about how you are **promoting learning recovery at your school**.

*This item is optional.*

## Counts

**TEACHER0 6-1.** Please enter an approximate total teacher count for your school as of today.

Please enter the **number** of teachers, including full-time and part-time teachers.

\_\_\_\_\_ Total number of teachers

**STAFF0 6-2.** Please enter an approximate total non-teacher staff count for your school as of today.

Please enter the **number** of non-teaching staff, including full-time and part-time non-teachers.

\_\_\_\_\_ Total number of non-teaching staff

**ENROLLMENT1a 6-3.** As of today, please enter your **total** student enrollment count.

Please enter the **number** of students.

\_\_\_\_\_ Total number of students

## Spring 2023 Operations Follow-Up

# School Pulse Panel      Operations Follow-Up Survey

## Nonrespondent

### Instructions for this Survey

*The School Pulse Panel (SPP) was a monthly study conducted by the U.S. Department of Education's National Center for Education Statistics (NCES) to evaluate the impact of the COVID-19 pandemic on public schools. Our records indicate that your school did not participate in any of the monthly collections between January 2022 and December 2022.*

*We are still interested in learning about the experiences of those who did not respond to the School Pulse Panel's monthly data collections in order to improve our methods and increase participation among those who choose to not participate. We appreciate any feedback you can provide at this time.*

*After the questions on the follow-up survey, we will ask you to answer questions about when and how your school collects information on the race and ethnicity of your students and teachers. The United States Office of Management and Budget (OMB) has proposed changes to the way information on race and ethnicity is collected by the Federal government. Your responses will be used to help NCES better understand schools' ability to collect such data if changes are implemented.*

### Participation

**NPar1 1-1.** Which of the following reasons, if any, did your school choose not to participate in any SPP monthly data collections? *Select all that apply.*

- ☐ I was not interested in participating in voluntary federal surveys
- ☐ I did not have the time to participate
- ☐ I was advised not to participate by our district or other staff
- ☐ I did not see the benefit to my school for participating
- ☐ I do not think we received any invitations to participate in the School Pulse Panel
- ☐ Other, please specify: \_\_\_\_\_

**NPar1a 1-1a.** At what point in the monthly survey process did you decide not to participate? {Display if NPar1 ≠ "I do not think we received..."}

- ☐ Before ever opening the invitation letter or email
- ☐ After opening the invitation letter or email, but before ever opening the survey
- ☐ After opening the survey but before answering any questions
- ☐ After answering a few questions

**NPar1b 1-1b.** Please share anything that we could have done to motivate your school to participate in the study.





## Reimbursement

**NRE1 2-1.** Your school was offered a reimbursement of \$400 for each completed monthly survey. Were you aware of this reimbursement offering?

- ☐ Yes
- ☐ No

**NRE1a 2-1a.** Did you feel that the \$400 reimbursement was an appropriate reimbursement amount for your school's participation in the SPP monthly data collections? *{Display if NRE1 = Yes}*

- ☐ Yes
- ☐ No, a \$400 reimbursement was not a large enough reimbursement
- ☐ No, a \$400 reimbursement was too large a reimbursement

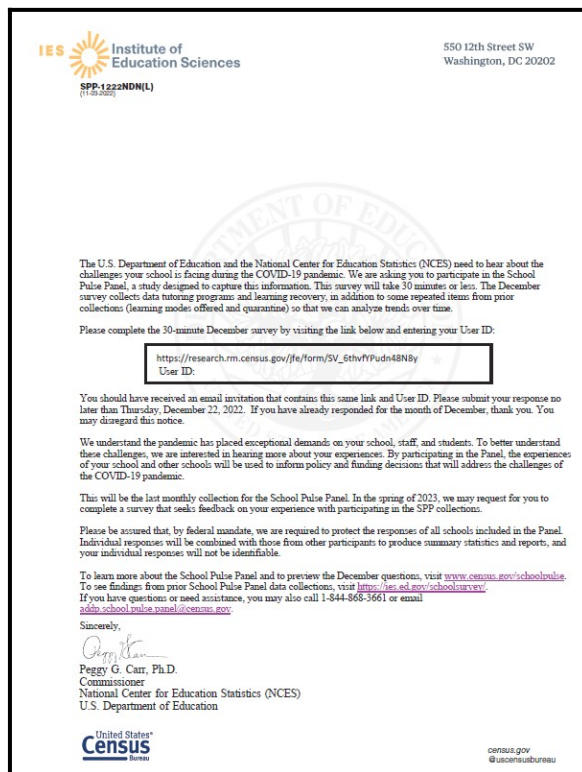
**NRE1b.** Which of the following reimbursement amounts do you think would be reasonable for your school's participation in a 30-minute monthly survey? *Select all that apply.* *{Display if NRE1a = "...too large..."}*

- ☐ \$5
- ☐ \$10
- ☐ \$20
- ☐ \$50
- ☐ \$100
- ☐ \$200
- ☐ \$300

## Communications

*Each SPP monthly data collection included the following communications:*

- 1 physical letter with a URL link to the monthly survey*
- 1 initial invitation email with a URL link the monthly survey*
- 3 follow-up reminder emails with a URL link to the monthly survey*



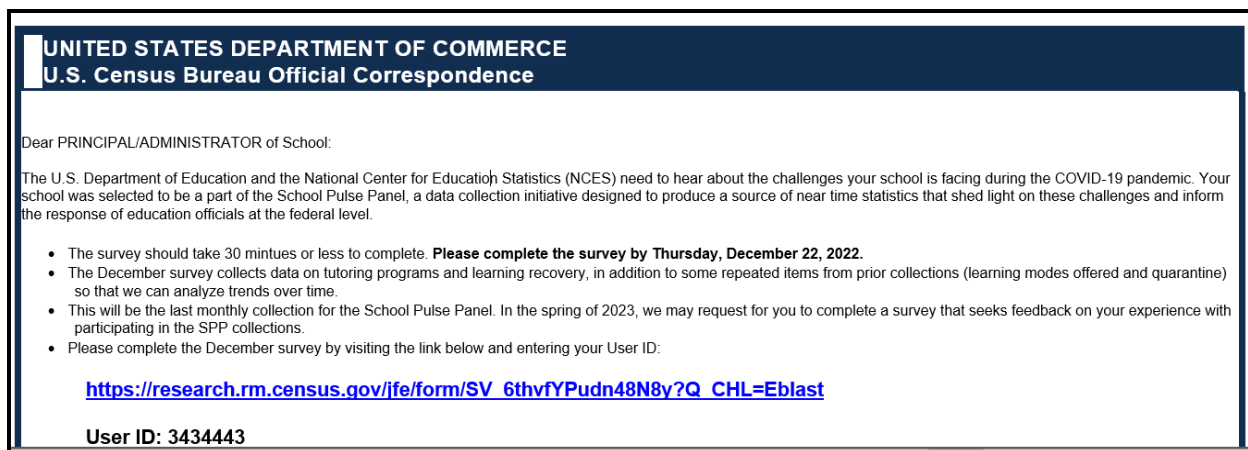
**NCom1 3-1.** Did you ever receive a physical letter (pictured above) with the URL link?

- ☐ Yes
- ☐ No
- ☐ Unsure



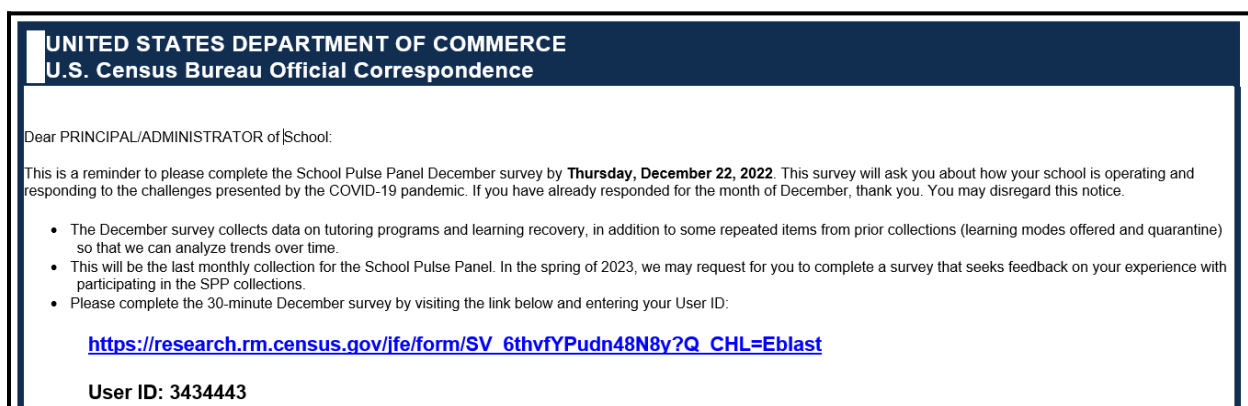
**NCom1a 3-1a.** For the February monthly survey, your school was sent a tote bag (pictured above) with the physical letter. Did receiving this tote bag impact your participation?

- ☐ Yes, it **decreased** my willingness to participate
- ☐ No, it did not impact my willingness to participate
- ☐ I do not remember our school receiving a tote bag
- ☐ Not applicable – my school was not a part of the study at this time



**NCom2 3-2.** Did you ever receive an initial invitation email (pictured above) with the URL link to the survey instrument?

- ☐ Yes
- ☐ No
- ☐ Unsure



**NCom3 3-2.** Did you ever receive any of the follow-up reminder emails (pictured above) with a URL link to the survey instrument?

- ☐ Yes
- ☐ No
- ☐ Unsure

## Race and Ethnicity

*The United States Office of Management and Budget (OMB) has proposed changes to the way information on race and ethnicity is collected by the Federal government. The next set of questions is included to help us better understand schools' ability to collect such data if changes are implemented.*

**RandE1 7-1.** When is information about the race or ethnicity of students at your school usually obtained? *Select all that apply.*

- ☐ Upon initial registration at any school in the district
- ☐ When a student changes schools within the district
- ☐ On an annual basis
- ☐ Other, please specify: \_\_\_\_\_

**RandE2 7-2.** How does your school collect information about the race or ethnicity of its student population? *Select all that apply.*

- ☐ Parents or guardians are asked to report race and ethnicity for their child(ren)
- ☐ Students are asked to report race and ethnicity for themselves
- ☐ A teacher or administrator assigns the student to a race or ethnicity category based on observation
- ☐ Some other procedure is followed, please specify: \_\_\_\_\_
- ☐ This information is not collected at the school, but at the central district office or other entity

**RandE3 7-3.** When is information about the race or ethnicity of teachers and staff at your school usually obtained? *Select all that apply.*

- ☐ Upon initial hire at any school in the district
- ☐ When the staff member changes schools within the district
- ☐ On an annual basis
- ☐ Other, please specify: \_\_\_\_\_

**RandE4 7-4.** OMB currently collects information on race using five minimum reporting categories (American Indian or Alaska Native, Asian, Black or African American, Native Hawaiian or Other Pacific Islander, and White). One of OMB's proposals is to add a new category for Middle Eastern or North African.

Do your student records or student information systems already include information about whether a student is Middle Eastern or North African?

- ☐ Yes, student records or student information systems already include information about whether a student is Middle Eastern or North African
- ☐ No, student records or student information systems do not already include information about whether a student is Middle Eastern or North African
- ☐ Don't know

**RandE5 7-5.** Do your teacher and staff records already include information about whether a teacher or staff member is Middle Eastern or North African?

- ☐ Yes, staff records already include information about whether a staff member is Middle Eastern or North African
- ☐ No, staff records do not already include information about whether a staff member is Middle Eastern or North African
- ☐ Don't know

**RandE6 7-6.** Do your student records or student information systems collect information about students' race/ethnicity that is more detailed than the five required race categories and whether a student is Hispanic/Latino? For example, do your student records or student information systems include information on a student's specific ethnic background, such as whether an Asian student is of Chinese or Korean descent, whether a Hispanic/Latino student is of Mexican or Cuban descent, or whether a Native Hawaiian/Pacific Islander student is of Samoan or Chamorro descent?

- ☐ Yes, student records or student information systems include detailed information on students' ethnic background
- ☐ No, student records or student information systems do not include detailed information on students' ethnic background
- ☐ Don't know

**RandE8 7-8.** If you think there are any other issues related to the collection of information on race and ethnicity that are important to your school, please list them below.

*This item is optional.*

--

**Responses to this section of the survey will be summarized to better understand the impact revisions may have on reporting.** The Office of Management and Budget has released their initial proposals for revising the federal race and ethnicity standards (Directive No. 15) for public comment. The feedback of state and local agencies that collect and provide data into federal data collections is critical and referenced many times in OMB's initial proposal. If you would like to provide feedback directly to OMB that will become part of the public record, please do so by visiting <https://www.federalregister.gov/documents/2023/01/27/2023-01635/initial-proposals-for-updating-ombs-race-and-ethnicity-statistical-standards>

**THANK YOU!**

# Respondent

## Instructions for this Survey

*The School Pulse Panel (SPP) was a monthly study conducted by the U.S. Department of Education's National Center for Education Statistics (NCES) to evaluate the impact of the COVID-19 pandemic on public schools. Our records indicate that you or someone from your school participated in at least one of the monthly collections between January 2022 and December 2022.*

*We are interested in learning about the experiences of those who responded to the School Pulse Panel's monthly data collection. The person who responds to this survey should be the person who was primarily responsible for responding to the monthly surveys. If you were not the person who was **primarily responsible** for responding to the monthly surveys, please forward this survey to the appropriate person. After the questions on the follow-up survey, we will ask you to answer questions about when and how your school collects information on the race and ethnicity of your students and teachers. The United States Office of Management and Budget (OMB) has proposed changes to the way information on race and ethnicity is collected by the Federal government. Your responses will be used to help NCES better understand schools' ability to collect such data if changes are implemented.*

## Participation

**Par2 1-1.** Were any of the following motivating factors for why you responded to a monthly SPP survey? *Select all that apply.*

- ☐ The survey seemed to be a reasonable length
- ☐ I was interested in the monthly topics
- ☐ The reimbursement {Display if SCHFLAG = 1 OR 2}
- ☐ I wanted to contribute to educational research
- ☐ I wanted to provide data that could inform educational policy decisions
- ☐ None of the above

**Par1 1-2.** Why did you participate in one or some monthly collections but not others? *Select all that apply.* {Display if FEEDBACK\_FLAG = 2}

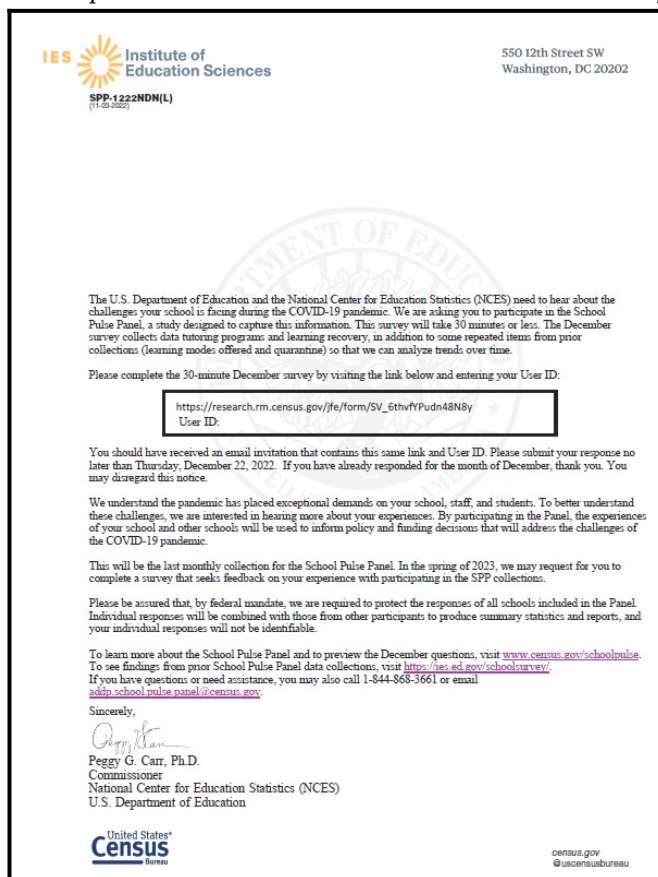
- ☐ Time constraints
- ☐ I did not receive the communications
- ☐ The monthly question topics determined my interest in participating for a given month
- ☐ I was tired of participating
- ☐ I did not see the benefit to me or my school for participating
- ☐ I was advised to stop participating by our district
- ☐ I did not receive reimbursement in a timely manner {Display if SCHFLAG = 1 OR 2}
- ☐ The monthly reimbursement amount of \$400 was not high enough {Display if SCHFLAG = 1 OR 2}
- ☐ Other, please specify: \_\_\_\_\_



## Communications

Each SPP monthly data collection included the following communications:

- 1 physical letter with a URL link to the monthly survey
- 1 initial invitation email with a URL link the monthly survey
- 3 follow-up reminder emails with a URL link to the monthly survey



**Com1 2-1.** Did you ever receive a physical letter (pictured above) with the URL link?

- ☐ Yes
- ☐ No
- ☐ Unsure

**Com1a 2-1a.** Did you ever type in the URL link to get to the survey instrument? {Display if Com1 = "Yes"}

- ☐ Yes
- ☐ No
- ☐ Unsure

**Com1b 2-1b.** Which of the following, if any, were reasons you did not type in the URL link to the survey instrument? *Select all that apply.* {Display if Com1a = "No"}.

- ☐ URL was too long to type
- ☐ I already received the invitation email with the URL link
- ☐ Other, please specify: \_\_\_\_\_

**Com1c 2-1c.** Did receiving the physical letter ever prompt you to check your email for the initial invitation that contained the URL link to the survey instrument? {Display if Com1 = "Yes"}.

- ☐ Yes
- ☐ No

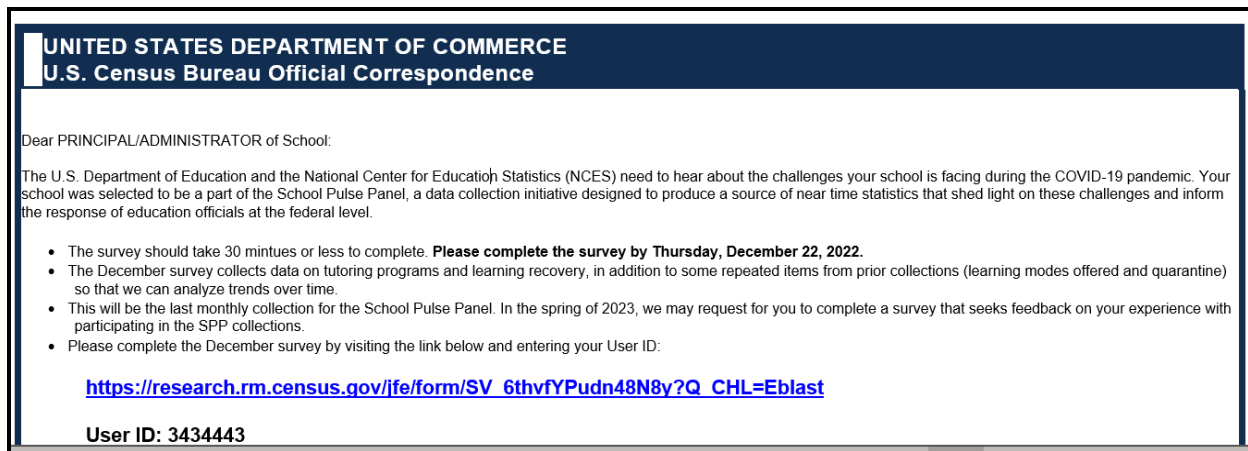
**Com1d 2-1d.** The photo above shows an invitation letter. Did any of the language in the letter motivate you to participate?

- ☐ Yes, please specify what language: \_\_\_\_\_
- ☐ No, please specify why: \_\_\_\_\_



**Com1e 2-1e.** For the February monthly survey, your school was sent a tote bag (pictured above) with the physical letter. Did receiving this tote bag impact your participation?

- ☐ Yes, it **increased** my willingness to participate
- ☐ Yes, it **decreased** my willingness to participate
- ☐ No, it did not impact my willingness to participate
- ☐ I do not remember our school receiving a tote bag
- ☐ Not applicable – my school was not a part of the study at this time



**Com2 2-2.** Did you ever receive an initial invitation email (pictured above) with the URL link to the survey instrument?

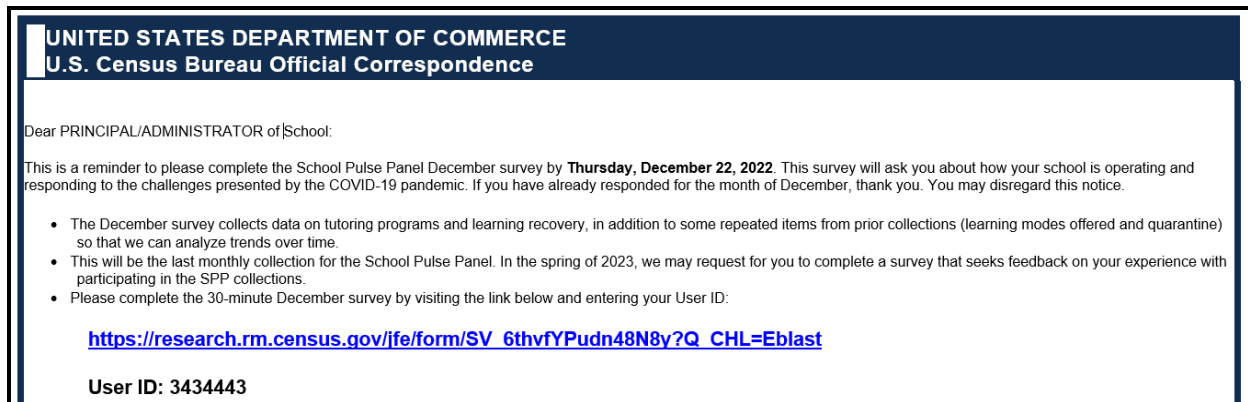
- ☐ Yes
- ☐ No
- ☐ Unsure

**Com2a 2-2a.** Did the initial invitation email ever come directly to your inbox, quarantine, or spam/junk folder? *Select all that apply.* {Display if Com2 = "Yes"}.

- ☐ It was sent directly to my inbox
- ☐ It was sent to my quarantine folder
- ☐ It was sent to my spam/junk folder
- ☐ Unsure

**Com2b 2-2b.** Were you able to access the survey instruments by clicking on the URL link in the initial invitation email?

- ☐ Yes
- ☐ No



**Com3 2-3.** Did you ever receive any of the follow-up reminder emails (pictured above) with a URL link to the survey instrument?

- ☐ Yes
- ☐ No
- ☐ Unsure

**Com3a 2-3a.** Did the follow-up reminder email ever come directly to your inbox, quarantine, or spam/junk folder? *Select all that apply.* {Display if Com3 = "Yes"}

- ☐ It was sent directly to my inbox
- ☐ It was sent to my quarantine folder
- ☐ It was sent to my spam/junk folder
- ☐ Unsure

**Com3c 2-3b.** Please share any reasons that made you decide to complete the survey after receiving the follow-up reminder emails, rather than after receiving the initial invitation {Display if Com3 = "Yes"}

**Com4 2-4.** Each month, you could have received up to 5 different communications inviting you to participate in the survey. How do you feel about receiving that number of monthly communications?

- ☐ It is too many communications
- ☐ It is just the right amount of communications
- ☐ It is too few communications

## Survey Instrument

**Sur1 3-1.** Overall, how easy or difficult was it for you to complete an SPP monthly survey?

- ☐ Very easy
- ☐ Easy
- ☐ Neither easy nor difficult
- ☐ Difficult
- ☐ Very difficult

**Sur1a 3-1a.** What challenges, if any, did you experience completing the monthly surveys? *Select all that apply.*

- ☐ Finding time to complete the survey
- ☐ Difficulty answering items because data were not readily available
- ☐ The two-week collection window was not long enough
- ☐ Required coordination with other school or district staff to answer items
- ☐ Difficulty finding the communications which contained the URL link to the survey
- ☐ Other, please specify: \_\_\_\_\_
- ☐ I did not experience any challenges completing monthly surveys

**Sur2 3-2.** In the months that you completed a survey, how often did you complete the survey in one sitting?

- ☐ Every time
- ☐ Most of the time
- ☐ Some of the time
- ☐ Never

**Sur3 3-3.** Did you ever preview the survey by going to the U.S. Census Bureau website (<https://www.census.gov/programs-surveys/school-pulse-panel.html>) to look at items before responding online?

- ☐ Yes
- ☐ No
- ☐ I was unaware that the survey was available to preview on the U.S. Census Bureau website

**Sur4 3-4.** Did you ever download or print out the PDF of your responses at the conclusion of a monthly survey?

- ☐ Yes
- ☐ No
- ☐ I was unaware that I could download or print a PDF of my responses

**Sur5 3-5.** How did you handle questions that were particularly difficult to answer? *Select all that apply.*

- ☐ Sought help from other school staff
- ☐ Sought help from district staff
- ☐ Skipped the question
- ☐ Answered the question as best as I could
- ☐ I never experienced questions that were particularly difficult or that I was unable to answer

**Sur5a 3-5a.** Please list the job titles of other **school** staff who helped you answer questions {Display if Sur5 = ...from school staff"}:

--

**Sur5b 3-5b.** Please list the job titles of other **district** staff who helped you answer questions {Display if Sur5 = ...from district staff"}:

--

**Sur6 3-6.** To the best of your recollection, how easy or difficult was it to answer questions related to the content areas that were covered during SPP?

	Very easy	Easy	Neither easy nor difficult	Difficult	Very difficult	I do not recall answering questions for this topic
Absenteeism						
After-School Programs						
Challenges for School Staff						
Community Partnerships						
COVID-19 Mitigation Strategies						
Food and Nutrition						
Learning Modes						
Learning Recovery						
Mental Health and Well-Being						
Parent, Student, and Staff Concerns						
Quarantine Prevalence						
Staffing Vacancies						
Student Behavior						

Summer Programs						
Supply Chains						
Technology						

**Sur6a 3-6a.** You indicated that [**PIPE IN TOPICS IDENTIFIED AS “VERY DIFFICULT” IN SUR6**] were “Very difficult” to answer. Please tell us a little more about what made answering questions related to this/these topic(s) difficult. {Display based on “Very difficult” responses to Sur6}

**Sur7 3-7.** Beyond topics related to COVID-19 and its associated challenges, are there topics you believe the U.S. Department of Education should be gathering data on frequently (e.g., on a monthly or bi-monthly basis) throughout a school year?

## Data Collection Window and Frequency

**DC1 4-1.** You were given two weeks to complete each monthly survey. Was this a long enough timeframe to complete the survey?

- ☐ Yes
- ☐ No

**DC1a 4-1a.** Generally speaking, could you have completed the monthly surveys if you were only given one week to complete them? {Display if DC1 = “Yes”}

- ☐ Yes
- ☐ No

**DC1b 4-1b.** How much time would have made it easier for you to complete a monthly survey? {Display if DC1 = “No”}

- ☐ 3 weeks
- ☐ 4 weeks
- ☐ More than 4 weeks

**DC2 4-2.** Did you feel the length of the surveys and the time necessary to complete each one was reasonable to do **on a monthly basis**?

- ☐ Yes
- ☐ No

## Reimbursement

*For participating in a given monthly data collection, your school should have received a debit card worth \$400. Please note that debit cards for participating in the October - December 2022 collections may still be in transit by the time you complete this survey. If you have not received your October - December 2022 debit cards, please do not include that in your response below.*

**RE1 5-1.** Did you receive all debit cards that you should have received based on your monthly participation? {Display if DEBIT = DEBIT CARD}

- ☐ Yes
- ☐ No
- ☐ Unsure

**RE2 5-2.** Did you have any issues using the debit card(s)? {Display if RE1 = "Yes" & DEBIT = DEBIT CARD}

- ☐ Yes, please explain: \_\_\_\_\_
- ☐ No

**RE2a 5-2a.** What did you do if you had an issue related to receiving and/or using a debit card? *Select all that apply.* {Display if RE1 = "No" OR RE2 = "Yes" & DEBIT = DEBIT CARD}

- ☐ Contacted the U.S. Census Bureau for help addressing an issue
- ☐ Contacted NCES for help addressing an issue
- ☐ I did not contact anyone for help addressing an issue
- ☐ Other, please specify: \_\_\_\_\_

**RE3 5-3.** Would you have participated in this study on a monthly basis if the reimbursement was less than \$400?

- ☐ Yes
- ☐ No

**RE3a 5-3a.** Which of the following reimbursement amounts would motivate you to participate in a similar monthly survey? {Display if RE3 = "Yes"}

- ☐ \$5
- ☐ \$10
- ☐ \$20
- ☐ \$50
- ☐ \$100
- ☐ More than \$100 but less than \$400

**RE5 5-4.** Besides a monetary reimbursement, are there any other types of incentives that would motivate you to participate in a monthly survey like SPP? If yes, please indicate what other kinds of incentives would be motivating.

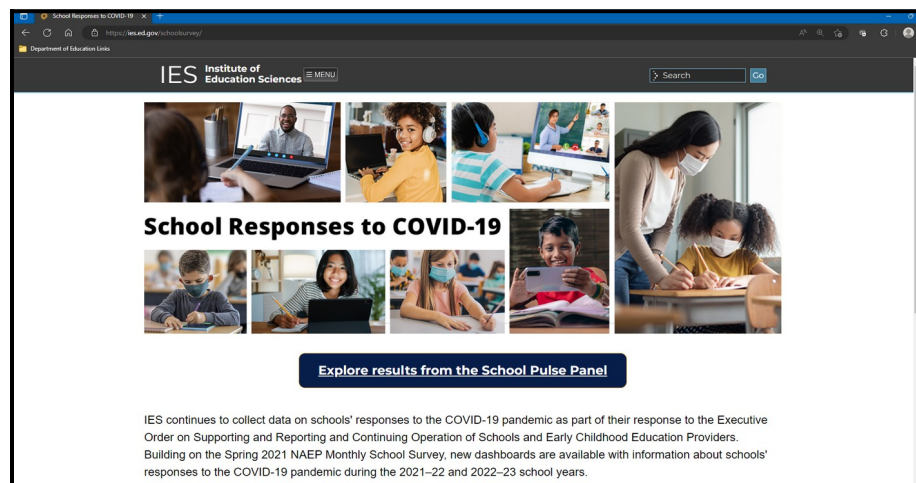
- ☐ Yes

- ☐ No





## Findings and Publications



**FP1 6-1a.** Several weeks after each monthly data collection, findings were posted on the “School Responses to COVID-19” dashboard (<https://ies.ed.gov/schoolsurvey/>). Did you ever access this dashboard to see the findings produced from the data you provided?

- ☐ Yes
- ☐ No
- ☐ I was unaware that findings were published on an online dashboard

**FP1b 6-1b.** Did you ever download the Excel file from the dashboard that contained the full findings produced from a monthly survey? {Display if FP1 = Yes}

- ☐ Yes
- ☐ No
- ☐ I did not know the full results were available to be downloaded

**FP1c 6-1c.** Have you used the findings from this study to do any of the following? *Select all that apply.*  
{Display if FP1=Yes OR FP1b = Yes}

- ☐ To inform policy or other decisions at your school related to the COVID-19 pandemic and its impact
- ☐ To compare your school’s response to the COVID-19 pandemic to other schools’ responses across the country
- ☐ To help support your school’s or district’s goals or mission
- ☐ Other, please specify: \_\_\_\_\_
- ☐ None of the above

**FP2 6-2.** Have you recognized findings related to this study cited in the news media you consume?

- ☐ Yes
- ☐ No

**FP3 6-3.** Besides an online dashboard and Excel file, how could NCES better communicate its findings to schools?

## Race and Ethnicity

*The United States Office of Management and Budget (OMB) has proposed changes to the way information on race and ethnicity is collected by the Federal government. The next set of questions is included to help us better understand schools' ability to collect such data if changes are implemented.*

**RandE1 7-1.** When is information about the race or ethnicity of students at your school usually obtained? *Select all that apply.*

- ☐ Upon initial registration at any school in the district
- ☐ When a student changes schools within the district
- ☐ On an annual basis
- ☐ Other, please specify: \_\_\_\_\_

**RandE2 7-2.** How does your school collect information about the race or ethnicity of its student population? *Select all that apply.*

- ☐ Parents or guardians are asked to report race and ethnicity for their child(ren)
- ☐ Students are asked to report race and ethnicity for themselves
- ☐ A teacher or administrator assigns the student to a race or ethnicity category based on observation
- ☐ Some other procedure is followed, please specify: \_\_\_\_\_
- ☐ This information is not collected at the school, but at the central district office or other entity

**RandE3 7-3.** When is information about the race or ethnicity of teachers and staff at your school usually obtained? *Select all that apply.*

- ☐ Upon initial hire at any school in the district
- ☐ When the staff member changes schools within the district
- ☐ On an annual basis
- ☐ Other, please specify: \_\_\_\_\_

**RandE4 7-4.** OMB currently collects information on race using five minimum reporting categories (American Indian or Alaska Native, Asian, Black or African American, Native Hawaiian or Other Pacific Islander, and White). One of OMB's proposals is to add a new category for Middle Eastern or North African.

Do your student records or student information systems already include information about whether a student is Middle Eastern or North African?

- ☐ Yes, student records or student information systems already include information about whether a student is Middle Eastern or North African
- ☐ No, student records or student information systems do not already include information about whether a student is Middle Eastern or North African
- ☐ Don't know

**RandE5 7-5.** Do your teacher and staff records already include information about whether a teacher or staff member is Middle Eastern or North African?

- ☐ Yes, staff records already include information about whether a staff member is Middle Eastern or North African
- ☐ No, staff records do not already include information about whether a staff member is Middle Eastern or North African
- ☐ Don't know

**RandE6 7-6.** Do your student records or student information systems collect information about students' race/ethnicity that is more detailed than the five required race categories and whether a student is Hispanic/Latino? For example, do your student records or student information systems include information on a student's specific ethnic background, such as whether an Asian student is of Chinese or Korean descent, whether a Hispanic/Latino student is of Mexican or Cuban descent, or whether a Native Hawaiian/Pacific Islander student is of Samoan or Chamorro descent?

- ☐ Yes, student records or student information systems include detailed information on students' ethnic background
- ☐ No, student records or student information systems do not include detailed information on students' ethnic background
- ☐ Don't know

**RandE8 7-8.** If you think there are any other issues related to the collection of information on race and ethnicity that are important to your school, please list them below.

*This item is optional.*

--

**Responses to this section of the survey will be summarized to better understand the impact revisions may have on reporting.** The Office of Management and Budget has released their initial proposals for revising the federal race and ethnicity standards (Directive No. 15) for public comment. The feedback of state and local agencies that collect and provide data into federal data collections is critical and referenced many times in OMB's initial proposal. If you would like to provide feedback directly to OMB that will become part of the public record, please do so by visiting <https://www.federalregister.gov/documents/2023/01/27/2023-01635/initial-proposals-for-updating-ombs-race-and-ethnicity-statistical-standards>

**THANK YOU!**

July 2023

# School Pulse Panel      July 2023 Contact Screener

---

**Screen1 Q1.** Please confirm or enter the following information about your school: {Information will be pre-populated when available}

School Name: [Auto-filled information when available]  
Principal/Head of School First Name: [Auto-filled information when available]  
Principal/Head of School Last Name: [Auto-filled information when available]  
Principal/Head of School Phone Number: [Auto-filled information when available]  
School Address 1: [Auto-filled information when available]  
School Address 2: [Auto-filled information when available]  
City: [Auto-filled information when available]  
State: [Auto-filled information when available]  
Zip Code: [Auto-filled information when available]

- ☐ All information above is correct
- ☐ School name needs to be updated
- ☐ Principal/Head of School name needs to be updated
- ☐ Principal/Head of School email needs to be updated
- ☐ Principal/Head of School phone numbers needs to be updated
- ☐ School address needs to be updated

School Name: \_\_\_\_\_  
Principal/Head of School First Name: \_\_\_\_\_  
Principal/Head of School Last Name: \_\_\_\_\_  
Principal/Head of School Phone Number: \_\_\_\_\_  
School Address 1: \_\_\_\_\_  
School Address 2: \_\_\_\_\_  
City: \_\_\_\_\_  
State: \_\_\_\_\_  
Zip Code: \_\_\_\_\_

**Screen2a Q2.** Is this also the MAILING address for your school?

- ☐ Yes
- ☐ No

**Screen2b Q3.** Please enter the MAILING address for your school. {Display if Screen2a = No}

1. Name: \_\_\_\_\_
2. Mailing Address 1: \_\_\_\_\_
3. Mailing Address 2: \_\_\_\_\_

4. City: \_\_\_\_\_
5. State: \_\_\_\_\_
6. Zip Code: \_\_\_\_\_

**Screen3 Q4.** Which of the following grades or grade equivalents are offered at your school?

- ☐ Kindergarten
- ☐ 1<sup>st</sup> grade
- ☐ 2<sup>nd</sup> grade
- ☐ 3<sup>rd</sup> grade
- ☐ 4<sup>th</sup> grade
- ☐ 5<sup>th</sup> grade
- ☐ 6<sup>th</sup> grade
- ☐ 7<sup>th</sup> grade
- ☐ 8<sup>th</sup> grade
- ☐ 9<sup>th</sup> grade
- ☐ 10<sup>th</sup> grade
- ☐ 11<sup>th</sup> grade
- ☐ 12<sup>th</sup> grade

**Screen4 Q5b.** This survey will collect information on a variety of topics related to your school's operations during the 2023-24 school year, including, but not limited to: staffing, after-school programs, summer programming, tutoring, food services, facilities, learning recovery strategies, mental health services, transportation, and school safety. Please identify the best person in your school for us to contact for this survey. As principal/head of school, you may be this person, or you can identify another school staff member to serve in this role. This person will serve as your school's primary person of contact for this study.

*The primary person of contact will receive future communications regarding the School Pulse Panel, including monthly survey links. This person should be a school staff member who can respond to monthly surveys. This person is responsible for collecting information necessary, which may be from other staff, to answer survey items and submit completed surveys online.*

- ☐ I, the principal/head of school, will be the primary person of contact for the School Pulse Panel.

POC First Name: \_\_\_\_\_

POC Last Name \_\_\_\_\_

POC Job Title: \_\_\_\_\_

POC Email: \_\_\_\_\_

POC Work Phone Number: \_\_\_\_\_

POC Phone Extension: \_\_\_\_\_

**Screen5 Q6b.** Please identify an alternative person of contact.

*The alternative person of contact will be contacted if the primary person of contact leaves the school or is otherwise unavailable during a collection period.*

- ☐ I, the principal/head of school, will be the alternative person of contact for the School Pulse Panel.

ALT First Name: \_\_\_\_\_

ALT Last Name: \_\_\_\_\_

ALT Job Title: \_\_\_\_\_

ALT Email: \_\_\_\_\_

ALT Work Phone Number: \_\_\_\_\_

ALT Work Phone Extension: \_\_\_\_\_

**Screen6a Q7.** Please confirm the point of contact and mailing address where we should send the \$200 for completing the monthly survey.

Debit Card Point of Contact: [Principal Name]  
Mailing Address 1: [Mailing Address Street 1]  
Mailing Address 2: [Mailing Address Street 2]  
City: [Mailing Address City]  
State: [Mailing Address State]  
ZIP Code: [Mailing Address ZIP]

- ☐ Debit card information is correct
- ☐ Debit card information needs to be updated

**Screen6b Q7\_update.** Please provide the following. {Display if Screen6a = “debit card information needs to be updated”}

Debit Card Point of Contact: \_\_\_\_\_  
Address 1: \_\_\_\_\_  
Address 2: \_\_\_\_\_  
City: \_\_\_\_\_  
State: \_\_\_\_\_  
Zip Code: \_\_\_\_\_



August 2023

## School Pulse Panel

## August 2023 Survey

## Staffing (Summer Hiring Cycle &amp; Challenges)

**HP1 1-1.** How easy or difficult was it for you to fill each of the following **teaching** positions with a fully certified teacher for the 2023-24 school year?

	We did not have vacancies in this area	Very Easy	Somewhat easy	Somewhat difficult	Very difficult	Our school does not offer this position	Don't Know
General Elementary							
Special Education							
English or language arts							
Social Studies							
Computer science							
Mathematics							
Biology or life sciences							
Physical sciences (e.g., chemistry, physics)							
English as a Second Language (ESL) or bilingual education							
Foreign languages							
Music or arts							
Career or technical education							
Physical education or health							
Other, please specify: _____							

**HP2 1-2.** What, if any, challenges did you experience filling vacant **teaching** positions for the 2023-24 school year? *Select all that apply.*

- ☐ Too few candidates applying for open teaching positions
- ☐ A lack of qualified candidates applying for open teaching positions
- ☐ Candidates felt the salary and benefits for teaching positions were not enough
- ☐ Applicants turned down teaching positions once offered for reasons other than salary and benefits
- ☐ Other, please specify: \_\_\_\_\_

- o We did not experience any challenges filling teacher vacancies
- o We did not have any teacher vacancies to fill
- o Don't know

**HP3 1-3.** How easy or difficult was it for you to fill each of the following **non-teaching staff** positions with a fully certified staff member for the 2023-24 school year?

	We did not have vacancies in this area	Very Easy	Somewhat easy	Somewhat difficult	Very difficult	Our school does not offer this position	Don't Know
Mental health professional (e.g., psychologist, social worker)							
Medical professional (e.g., nurse, nurse's aide)							
Administrative staff							
Technology specialist							
Transportation staff							
Custodial staff							
Nutrition staff (e.g., food preparation, cafeteria worker)							
Academic counselor							
Academic interventionist							
Tutor							
Instructional coach							
Classroom aide							
Other, please specify: _____							

**HP4 1-4.** What, if any, challenges did you experience filling vacant **non-teaching staff** positions for the 2023-24 school year? *Select all that apply.*

- ☐ Too few candidates applying for open staff positions
- ☐ A lack of qualified candidates applying for open staff positions
- ☐ Candidates felt the salary and benefits for staff positions were not enough
- ☐ Applicants turned down staff positions once offered for reasons other than salary and benefits
- ☐ Other, please specify: \_\_\_\_\_
- ☐ We did not experience any challenges filling staff vacancies

- ☐ We did not have any staff vacancies to fill
- ☐ Don't know

**HP5 1-5.** Entering the 2023-24 school year, do you feel your school is understaffed?

- ☐ Yes
- ☐ No
- ☐ Don't Know

**HP6 1-6.** In which of the following areas do you feel that your school is understaffed? {Display if HP5 = Yes}

	Yes, we are understaffed in this area	No, we are not understaffed in this area	Not applicable – our school does not offer this position
General Elementary			
Special Education			
English or Language Arts			
Social Studies			
Computer Science			
Mathematics			
Biology or life sciences			
Physical sciences (e.g., chemistry, physics)			
English as a Second Language (ESL) or bilingual education			
Foreign languages			
Music or arts			
Career or technical education			
Physical education or health			
Mental health (e.g., psychologist, social worker)			
Medical (e.g., nurse, nurse's aide)			
Administrative staff			
Technology			
Transportation			
Custodial			
Nutrition (e.g., food preparation, cafeteria worker)			
Academic counseling			
Academic interventionist			
Tutor			
Instructional coach			
Classroom aide			
Other, please specify: _____			

**HP9 1-7.** We'd like to learn more about how schools' experiences **filling teacher and staff vacancies** for the 2023-24 school year. In the space below, please share any other information you like us to know on this topic.

*This item is optional.*

--

### Internet & Technology

**INTERNET1 2-1.** For the 2023-24 school year, are students who need internet access provided internet access **at home**?

- Yes
- No
- Don't Know

**INTERNET2 2-2.** For the 2023-24 school year, are students who need internet access provided internet access at a location **other** than their home (e.g., library, parking lot, or other location)?

- Yes
- No
- Don't Know

**INTERNET3 2-3.** For the 2023-24 school year, are students who need them provided with digital devices (e.g., laptops, tables, Chromebooks, etc.)?

- Yes
- No
- Don't Know

**INTERNET4 2-4.** For the 2023-24 school year, are **students** provided IT or technical support for problems with their internet or computers?

*Include formal support or staff who are dedicated to help with IT. Do not include teachers who may help during lessons.*

- Yes
- No
- Don't Know

**INTERNET5 2-5.** For the 2023-24 school year, are **teachers or non-teaching staff** provided IT or technical support for problems with their internet or computers?

*Include formal support or staff who are dedicated to help with IT. Do not include teachers who may help during lessons.*

- Yes
- No
- Don't Know

**DL1 2-6.** Does your school offer training on digital literacy for your students?

- o Yes
- o No
- o Don't Know



**DL2 2-7.** Does your school provide additional training for any of the following subgroups beyond what all students are offered? *Select all that apply.* {Display if DL1 = YES}

- ☐ Migrant students
- ☐ English Learner (EL) or English as a Second Language (ESL) students
- ☐ Students with Individualized Education Programs (IEPs) or 504 plans
- ☐ Economically disadvantaged students (such as those that qualify for free or reduced-price lunch)
- ☐ Students experiencing homelessness
- ☐ Other, please specify: \_\_\_\_\_
- ☐ None of the Above

**DL3 2-8.** Does your school offer training on digital literacy for your students' **families**?

- ☐ Yes
- ☐ No
- ☐ Don't Know

**INTERNET6 2-9.** We'd like to learn more about how schools' experiences **ensuring internet access for students and developing their digital literacy**. In the space below, please share any other information you like us to know on this topic.

*This item is optional.*

--



## Community Collaboration

**CSP1 3-1.** Does your school use a “community school” or “wraparound services” model?

*A community school or wraparound services model is when a school partners with other government agencies and/or local nonprofits to support and engage with the local community (e.g., providing mental and physical health care, nutrition, housing assistance, etc.)*

- ☐ Yes
- ☐ No
- ☐ Don't Know

**CSP2a 3-2a.** For the 2023-24 school year, which of the following services, if any, are available to the community through your school's existing partnerships? *Select all that apply.*

- ☐ Physical health care
- ☐ Mental health care
- ☐ Dental care
- ☐ Vision care
- ☐ Housing assistance
- ☐ Nutrition/food assistance
- ☐ Employment assistance
- ☐ Childcare
- ☐ Social work
- ☐ Adult education classes
- ☐ Parenting and family support
- ☐ Mentoring and tutoring programs
- ☐ Migrant and refugee support
- ☐ Volunteering opportunities
- ☐ Community resource fairs
- ☐ Other, please specify: \_\_\_\_\_
- ☐ None of the above
- ☐ Don't Know

**CSP2c 3-2b.** To the best of your knowledge, what percentage of your students and their families will participate in these programs during the 2023-24 school year?

{Answers populate based on selections to CSP2a}	Percentage of students and their families in 2023-24	Don't Know
Physical health care	%	
Mental health care	%	
Dental care	%	
Vision care	%	
Housing assistance	%	
Nutrition/food assistance	%	
Employment assistance	%	
Childcare	%	
Social work	%	
Adult education classes	%	
Family support and parenting	%	
Mentoring and tutoring programs	%	
Migrant and refugee support	%	
Volunteering opportunities	%	
Community resource fairs	%	

**CSP6 3-3.** For the 2023-24 school year, does your school have, or conduct, any of the following collaborative decision-making and continuous improvement practices, either directly or through a partnership? *Select all that apply.*

- ☐ An advisory board or local-decision-making committee that includes parents, teachers, students, and/or community members
- ☐ Assessment of student academic and non-academic needs and assets and family needs and assets
- ☐ Data system that monitors which students receive which services (e.g., after-school programs, counseling services, health care)
- ☐ Data system that monitors student progress (e.g., academic progress, classroom engagement, social and emotional skills)
- ☐ None of the above
- ☐ Don't know

**CSP4 3-4.** For the 2023-24 school year, does your school use any of the following strategies to improve coordination of service delivery? *Select all that apply.*

- ☐ Employment of a community school coordinator, director, or manager
- ☐ Partnerships with community organizations to provide services
- ☐ Case management to connect students and families with services
- ☐ Service directory or other centralized list of family services
- ☐ None of the above
- ☐ Don't know

**CSP5 3-5.** How important was each of the following factors in determining your school's priorities for the 2023-24 school year?

	Not important	Slightly important	Important	Very important	N/A
Results from school's comprehensive needs assessment					
Input from parents					
Input from students					
Input from school administrators					
Input from school staff					
Input from community-based organizations, local government, or businesses					
Input from tribes or tribal organizations					

**CSP3 3-6.** We'd like to learn more about how schools' experiences **collaborating with the community surrounding your school** at your school. In the space below, please share any other information you like us to know on this topic. *{Display if CSP1 = YES}*

*This item is optional.*

--

### Counts

**TEACHER0 4-1.** Please enter an approximate total **teacher** count for your school as of today.

*Please enter the **number** of teachers, including full-time and part-time teachers.*

\_\_\_\_\_ teachers

**STAFF0 4-2.** Please enter an approximate total non-teacher staff count for your school as of today.

*Please enter the **number** of non-teaching staff, including full-time and part-time non-teachers.*

\_\_\_\_\_ non-teaching staff

**ENROLLMENT 4-3.** As of today, please enter your total student enrollment count.

*Please enter the **number** of students.*

\_\_\_\_\_ students

### Suggestions for Future Items

**FutCont 5-1.** We want to ensure we are continuing to collect information on topics that are relevant to the day-to-day functioning of U.S. public schools during the 2023-24 school year and beyond. In the space below, please share any other topics you believe are important for us to know as we continue this monthly survey collection.

*This item is optional.*

--

September 2023

## School Pulse Panel

## September 2023 Survey

## Summer Programs

**SP\_gate 1-1.** Which of the following summer programs did your school offer during summer 2023?

- ☐ **Summer school program:** classes offered during the summer that students take for remedial or credit recovery purposes; students are often required to attend summer school because of their performance during the school year {Display SP\_ss items if selected}
- ☐ **Summer learning and enrichment programs:** classes or programs offered during the summer that students may participate in that provide additional learning opportunities, or course credit, in a variety of subject areas; students' participation in these programs is voluntary {Display SP\_le items if selected}
- ☐ **Summer recreation programs:** programs offered during the summer that students may participate in that may include recreation, sports, games and activities, youth development, etc.; these programs typically do not have an academic focus and students' participation is voluntary {Display SP\_r items if selected}
- ☐ **Summer bridge programs:** programs offered during the summer that support transitions to new grade or school levels (e.g., the transition from elementary to middle school or from middle school to high school) {Display SP\_bp items if selected}
- ☐ **Service-learning program:** program where students learn in a classroom-type setting and apply what they've learned by providing meaningful service to their community {Display SP\_sl items if selected}
- ☐ **Work-based learning program:** program that provides students with a continuum of career-related experiences that support their career goals and prepares them for education and employment beyond school {Display SP\_wb items if selected}
- ☐ **Summer internship program:** program where students are connected to businesses or non-profit organizations and gain real-world work experiences {Display SP\_int items if selected}
- ☐ **Other** summer programs, please specify: \_\_\_\_\_
- ☐ We did **not offer** any summer programs during summer 2023

**SP\_acad 1-2.** To the best of your knowledge, what percentage of your student body participated in **academically focused** summer program(s) offered by your school during summer 2023? {Display if SP\_gate = summer school OR L&E programs OR bridge programs OR other programs}

*Academically focused* summer programs include summer school, learning and enrichment programs, bridge programs, or other summer programs. If a student participated in more than one of these programs, only count them once.

- \_\_\_\_\_ %
- ☐ Don't know

*The following questions are about your school's SUMMER SCHOOL offered during summer 2023.*

*If your school offered multiple programs during summer 2023, we will ask about those programs separately later in the survey.*

**SP\_ss1 1-3.** To the best of your knowledge, what percentage of your student body participated in **summer school** during summer 2023?

\_\_\_\_\_ %

☐ Don't know

**SP\_ss2 1-4.** During a typical week, approximately how many days per week did your school offer **summer school** during summer 2023?

☐ 1 day per week

☐ 2 days per week

☐ 3 days per week

☐ 4 days per week

☐ 5 days per week

☐ More than 5 days per week

☐ Don't know

**SP\_ss3 1-5.** During a typical day, how many hours per day did **summer school** run?

\_\_\_\_\_ hours

☐ Don't know

**SP\_ss4 1-6.** Approximately how many weeks did your school offer **summer school** during summer 2023?

\_\_\_\_\_ weeks

☐ Don't know

**SP\_ss5a 1-7a.** Which of the following best describes your school's ability to provide **summer school** to those who needed it?

☐ We were able to provide summer school to ALL students who needed it

☐ We were able to provide summer school to MOST students who needed it

☐ We were able to provide summer school to SOME students who needed it

☐ We were able to provide summer school to ONLY A FEW students who needed it

☐ Don't know

**SP\_ss5b 1-7b.** Which of the following factors, if any, limited your school's ability to provide **summer school** to all students who needed it? *Select all that apply.*

☐ Could not find staff to support summer school

☐ Lack of funding to hire staff to support summer school

☐ Space limitations (i.e., did not have the physical space to support summer school for all students who needed it)

☐ Transportation limitations (i.e., did not have a way for all students to get to and from summer school)

☐ Lack of educational materials to support summer school

☐ Other, please specify: \_\_\_\_\_

☐ We did not experience any barriers to implementing summer school

☐ Don't know

**SP\_ss6 1-8.** Did you partner, or have a contract, with any of the following types of organizations or groups to run your school's **summer school program**? *Select all that apply.*

- ☐ Other local K-12 schools
- ☐ Local colleges or universities
- ☐ Local libraries
- ☐ Academically focused groups (e.g., local museums, tutoring programs)
- ☐ Community businesses
- ☐ Community non-profit organizations
- ☐ Community health organizations
- ☐ City departments or agencies (e.g., parks department, mayor's office, youth agencies, etc.)
- ☐ Other, please specify: \_\_\_\_\_
- ☐ We did not partner or contract with any other organizations
- ☐ Don't know

**SP\_ss7 1-9.** Which of the following personnel worked in your school's **summer school program** during summer 2023? *Select all that apply.*

- ☐ Teachers who are full-time during the school year from your school
- ☐ Teachers who are part-time during the school year from your school
- ☐ Administrative staff from your school
- ☐ Tutors from your school
- ☐ Intervention specialists from your school
- ☐ Dedicated staff whose only job at your school is to work in your school's summer school program
- ☐ Staff from an outside organization you partner or contract with {Display if SP\_ss6 ≠ "None of the above" or "Don't Know"}
- ☐ Volunteers (e.g., parents, other community members)
- ☐ Other, please specify: \_\_\_\_\_
- ☐ Don't know

**SP\_ss8 1-10.** What sources of funding were used to support your school's **summer school program** during summer 2023? *Select all that apply.*

- ☐ COVID relief funds (ESSER I or ESSER II)
- ☐ American Rescue Plan Elementary and Secondary School Emergency Relief funds (ARP ESSER)
- ☐ Federal grants or programs
- ☐ State grants or programs
- ☐ Local grants or programs
- ☐ District or school financial funding
- ☐ Philanthropic support
- ☐ Partnerships or sponsorships with other organizations
- ☐ Other, please specify: \_\_\_\_\_
- ☐ None of the above
- ☐ Don't know

**SP\_ss9 1-11.** Which of the following best describes your school's use of COVID-relief funds for your **summer school program** during summer 2023? {Display if SP\_ss8 = "COVID relief funds" OR "ARP ESSER"}

- ☐ This was a new program funded by COVID-relief funds
- ☐ This program was expanded or enhanced with funding from COVID-relief funds
- ☐ Don't know

**SP\_ss10 1-12.** Did families have to pay a fee for their child(ren) to participate in your school's **summer school program**?

*Please only consider money paid directly for participation; do NOT include associated costs with participating in this program, such as program add-ons, transportation costs, or purchasing materials necessary for participation.*

- ☐ Yes
- ☐ No
- ☐ Don't know

*The following questions are about your school's SUMMER LEARNING AND ENRICHMENT PROGRAM(S) offered during summer 2023.*

*If your school offered multiple programs during summer 2023, we will ask about those programs separately later in the survey.*

**SP\_le1 1-14.** To the best of your knowledge, what percentage of your student body participated in your school's **summer learning and enrichment program(s)** during summer 2023?

\_\_\_\_\_ %

- ☐ Don't know

**SP\_le2 1-15.** During a typical week, approximately how many days per week did your school offer **summer learning and enrichment program(s)** during summer 2023?

- |                                       |   |
|---------------------------------------|---|
| <input type="radio"/> 1 day per week  | <input type="radio"/> 5 days per week           |
| <input type="radio"/> 2 days per week | <input type="radio"/> More than 5 days per week |
| <input type="radio"/> 3 days per week | <input type="radio"/> Don't know                |
| <input type="radio"/> 4 days per week |   |

**SP\_le3 1-16.** During a typical day, how many hours per day did your school's **summer learning and enrichment program(s)** run?

\_\_\_\_\_ hours

- ☐ Don't know

**SP\_le4 1-17.** Approximately how many weeks did your school offer **summer learning and enrichment program(s)** during summer 2023?

\_\_\_\_\_ weeks

- ☐ Don't know

**SP\_le5a 1-18a.** Which of the following best describes your school's ability to provide its **summer learning and enrichment program(s)** to those who wanted to participate?

- ☐ We were able to provide our summer learning and enrichment program(s) to ALL students who wanted to participate
- ☐ We were able to provide our summer learning and enrichment program(s) to MOST students who wanted to participate
- ☐ We were able to provide our summer learning and enrichment program(s) to SOME students who wanted to participate



- ☐ We were able to provide our summer learning and enrichment program(s) to ONLY A FEW students who wanted to participate
- ☐ Don't know

**SP\_le5b 1-18b.** Which of the following factors, if any, limited your school's ability to provide **summer learning and enrichment program(s)** to all students who wanted to participate? *Select all that apply.*

- ☐ Could not find staff to support summer learning and enrichment programs
- ☐ Lack of funding to hire staff to support summer learning and enrichment programs
- ☐ Space limitations (i.e., did not have the physical space to support summer learning and enrichment programs for all students who wanted it)
- ☐ Transportation limitations (i.e., did not have a way for all students to get to and from summer learning and enrichment programs)
- ☐ Lack of educational materials to support summer learning and enrichment programs
- ☐ Other, please specify: \_\_\_\_\_
- ☐ We did not experience any barriers to implementing summer learning and enrichment programs
- ☐ Don't know

**SP\_le6 1-19.** Did you partner, or have a contract, with any of the following types of organizations or groups to run your school's **summer learning and enrichment program(s)**? *Select all that apply.*

- ☐ Other local K-12 schools
- ☐ Local colleges or universities
- ☐ Local libraries
- ☐ Academically focused groups (e.g., local museums, tutoring programs)
- ☐ Community businesses
- ☐ Community non-profit organizations
- ☐ Community health organizations
- ☐ City departments or agencies (e.g., parks department, mayor's office, youth agencies, etc.)
- ☐ Other, please specify: \_\_\_\_\_
- ☐ We did not partner or contract with any other organizations
- ☐ Don't know

**SP\_le7 1-20.** Which of the following personnel worked in your school's **summer learning and enrichment program(s)** during summer 2023? *Select all that apply.*

- ☐ Teachers who are full-time during the school year from your school
- ☐ Teachers who are part-time during the school year from your school
- ☐ Administrative staff from your school
- ☐ Tutors from your school
- ☐ Intervention specialists from your school
- ☐ Dedicated staff whose only job at your school is to work in your school's summer learning and enrichment program(s)
- ☐ Staff from an outside organization you partner or contract with {Display if SP\_le6 ≠ "None of the above" or "Don't Know"}
- ☐ Volunteers (e.g., parents, other community members)
- ☐ Other, please specify: \_\_\_\_\_
- ☐ Don't know



**SP\_le8 1-21.** What sources of funding were used to support your school's **summer learning and enrichment program(s)** summer 2023? *Select all that apply.*

- ☐ COVID relief funds (ESSER I or ESSER II)
- ☐ American Rescue Plan Elementary and Secondary School Emergency Relief funds (ARP ESSER)
- ☐ Federal grants or programs
- ☐ State grants or programs
- ☐ Local grants or programs
- ☐ District or school financial funding
- ☐ Philanthropic support
- ☐ Partnerships or sponsorships with other organizations
- ☐ Other, please specify: \_\_\_\_\_
- ☐ None of the above
- ☐ Don't know

**SP\_le9 1-22.** Which of the following best describes your school's use of COVID-relief funds for your school's **summer learning and enrichment program(s)** summer 2023? {Display if SP\_le8 = "COVID relief funds" OR "ARP ESSER"}

- ☐ This was a new program funded by COVID-relief funds
- ☐ This program was expanded or enhanced with funding from COVID-relief funds
- ☐ Don't know

**SP\_le10 1-23.** Did families have to pay a fee for their child(ren) to participate in your school's **summer learning and enrichment program(s)**?

*Please only consider money paid directly for participation; do NOT include associated costs with participating in this program, such as program add-ons, transportation costs, or purchasing materials necessary for participation.*

- ☐ Yes
- ☐ No
- ☐ Don't know

*The following questions are about your school's SUMMER RECREATION PROGRAM(S) offered during summer 2023.*

*If your school offered multiple programs during summer 2023, we will ask about those programs separately later in the survey.*

**SP\_r1 1-24.** To the best of your knowledge, what percentage of your student body participated in **summer recreation program(s)** during summer 2023?

- \_\_\_\_\_ %
- ☐ Don't know

**SP\_r2 1-25.** During a typical week, approximately how many days per week did your school offer its **summer recreation program(s)** during summer 2023?

- |                                       |   |
|---------------------------------------|---|
| <input type="radio"/> 1 day per week  | <input type="radio"/> 5 days per week           |
| <input type="radio"/> 2 days per week | <input type="radio"/> More than 5 days per week |
| <input type="radio"/> 3 days per week | <input type="radio"/> Don't know                |
| <input type="radio"/> 4 days per week |   |



**SP\_r3 1-26.** During a typical day, how many hours per day did **summer recreation program(s)** run?  
\_\_\_\_\_ hours

- ☐ Don't know

**SP\_r4 1-27.** Approximately how many weeks did your school offer **summer recreation program(s)** during summer 2023?  
\_\_\_\_\_ weeks

- ☐ Don't know

**SP\_r5a 1-28a.** Which of the following best describes your school's ability to provide its **summer recreation program(s)** to those who wanted to participate?

- ☐ We were able to provide our summer recreation program(s) to ALL students who wanted to participate
- ☐ We were able to provide our summer recreation program(s) to MOST students who wanted to participate
- ☐ We were able to provide our summer recreation program(s) to SOME students who wanted to participate
- ☐ We were able to provide our summer recreation program(s) to ONLY A FEW students who wanted to participate
- ☐ Don't know

**SP\_r5b 1-28b.** Which of the following factors, if any, limited your school's ability to provide **summer recreation program(s)** to all students who wanted to participate? *Select all that apply.*

- ☐ Could not find staff to support summer recreation programs
- ☐ Lack of funding to hire staff to support summer recreation programs
- ☐ Space limitations (i.e., did not have the physical space to support summer recreation programs for all students who wanted it)
- ☐ Transportation limitations (i.e., did not have a way for all students to get to and from summer recreation programs)
- ☐ Lack of materials to support summer recreation programs
- ☐ Other, please specify: \_\_\_\_\_
- ☐ We did not experience any barriers to implementing summer recreation programs
- ☐ Don't know

**SP\_r6 1-29.** Did you partner, or have a contract, with any of the following types of organizations or groups to run your school's **summer recreation program(s)**? *Select all that apply.*

- ☐ Other local K-12 schools
- ☐ Local colleges or universities
- ☐ Local libraries
- ☐ Academically focused groups (e.g., local museums, tutoring programs)
- ☐ Community businesses
- ☐ Community non-profit organizations
- ☐ Community health organizations
- ☐ City departments or agencies (e.g., parks department, mayor's office, youth agencies, etc.)
- ☐ Other, please specify: \_\_\_\_\_

- ☐ We did not partner or contract with any other organizations
- ☐ Don't know

**SP\_r7 1-30.** Which of the following personnel worked in your school's **summer recreation program(s)** during summer 2023? *Select all that apply.*

- ☐ Teachers who are full-time during the school year from your school
- ☐ Teachers who are part-time during the school year from your school
- ☐ Administrative staff from your school
- ☐ Tutors from your school
- ☐ Intervention specialists from your school
- ☐ Dedicated staff whose only job at your school is to work in your school's summer recreation program(s)
- ☐ Staff from an outside organization you partner or contract with {Display if SP\_r6 ≠ "None of the above" or "Don't Know"}
- ☐ Volunteers (e.g., parents, other community members)
- ☐ Other, please specify: \_\_\_\_\_
- ☐ Don't know

**SP\_r8 1-31.** What sources of funding were used to support your school's **summer recreation program(s)** summer 2023? *Select all that apply.*

- ☐ COVID relief funds (ESSER I or ESSER II)
- ☐ American Rescue Plan Elementary and Secondary School Emergency Relief funds (ARP ESSER)
- ☐ Federal grants or programs
- ☐ State grants or programs
- ☐ Local grants or programs
- ☐ District or school financial funding
- ☐ Philanthropic support
- ☐ Partnerships or sponsorships with other organizations
- ☐ Other, please specify: \_\_\_\_\_
- ☐ None of the above
- ☐ Don't know

**SP\_r9 1-32.** Which of the following best describes your school's use of COVID-relief funds for your school's **summer recreation program(s)** summer 2023? {Display if SP\_r8 = "COVID relief funds" OR "ARP ESSER"}

- ☐ This was a new program funded by COVID-relief funds
- ☐ This program was expanded or enhanced with funding from COVID-relief funds
- ☐ Don't know

**SP\_r10 1-33.** Did families have to pay a fee for their child(ren) to participate in your school's **summer recreation program(s)**?

*Please only consider money paid directly for participation; do NOT include associated costs with participating in this program, such as program add-ons, transportation costs, or purchasing materials necessary for participation.*

- ☐ Yes
- ☐ No
- ☐ Don't know



*The following questions are about your school's SUMMER BRIDGE PROGRAM(S) during summer 2023. If your school offered multiple programs during summer 2023, we will ask about those programs separately later in the survey.*

**SP\_bp1 1-34.** To the best of your knowledge, what percentage of your student body participated in your school's **summer bridge program(s)** during summer 2023?

\_\_\_\_\_ %

☐ Don't know

**SP\_bp2 1-35.** During a typical week, approximately how many days per week did your school offer **summer bridge program(s)** during summer 2023?

☐ 1 day per week

☐ 2 days per week

☐ 3 days per week

☐ 4 days per week

☐ 5 days per week

☐ More than 5 days per week

☐ Don't know

**SP\_bp3 1-36.** During a typical day, how many hours per day did your school's **summer bridge program(s)** run?

\_\_\_\_\_ hours

☐ Don't know

**SP\_bp4 1-37.** Approximately how many weeks did your school offer **summer bridge program(s)** during summer 2023?

\_\_\_\_\_ weeks

☐ Don't know

**SP\_bp5a 1-38a.** Which of the following best describes your school's ability to provide its **summer bridge program(s)** to those who wanted to participate?

☐ We were able to provide our summer bridge program(s) to ALL students who wanted to participate

☐ We were able to provide our summer bridge program(s) to MOST students who wanted to participate

☐ We were able to provide our summer bridge program(s) to SOME students who wanted to participate

☐ We were able to provide our summer bridge program(s) to ONLY A FEW students who wanted to participate

☐ Don't know

**SP\_bp5b 1-38b.** Which of the following factors, if any, limited your school's ability to provide **summer bridge program(s)** to all students who wanted to participate? *Select all that apply.*

☐ Could not find staff to support summer bridge programs

☐ Lack of funding to hire staff to support summer bridge programs

☐ Space limitations (i.e., did not have the physical space to support summer bridge programs for all students who wanted it)

☐ Transportation limitations (i.e., did not have a way for all students to get to and from summer bridge programs)



- ☐ Lack of materials to support summer bridge programs
- ☐ Other, please specify: \_\_\_\_\_
- ☐ We did not experience any barriers to implementing summer bridge programs
- ☐ Don't know

**SP\_bp6 1-39.** Did you partner, or have a contract, with any of the following types of organizations or groups to run your school's **summer bridge program(s)**? *Select all that apply.*

- ☐ Other local K-12 schools
- ☐ Local colleges or universities
- ☐ Local libraries
- ☐ Academically focused groups (e.g., local museums, tutoring programs)
- ☐ Community businesses
- ☐ Community non-profit organizations
- ☐ Community health organizations
- ☐ City departments or agencies (e.g., parks department, mayor's office, youth agencies, etc.)
- ☐ Other, please specify: \_\_\_\_\_
- ☐ We did not partner or contract with any other organizations
- ☐ Don't know

**SP\_bp7 1-40.** Which of the following personnel worked in your school's **summer bridge program(s)** during summer 2023? *Select all that apply.*

- ☐ Teachers who are full-time during the school year from your school
- ☐ Teachers who are full-time during the school year from your school
- ☐ Administrative staff from your school
- ☐ Tutors from your school
- ☐ Intervention specialists from your school
- ☐ Dedicated staff whose only job at your school is to work in your school's summer bridge program
- ☐ Staff from an outside organization you partner or contract with {Display if SP\_bp6 ≠ "None of the above" or "Don't Know"}
- ☐ Volunteers (e.g., parents, other community members)
- ☐ Other, please specify: \_\_\_\_\_
- ☐ Don't know

**SP\_bp8 1-41.** What sources of funding were used to support your school's **summer bridge program(s)** summer 2023? *Select all that apply.*

- ☐ COVID relief funds (ESSER I or ESSER II)
- ☐ American Rescue Plan Elementary and Secondary School Emergency Relief funds (ARP ESSER)
- ☐ Federal grants or programs
- ☐ State grants or programs
- ☐ Local grants or programs
- ☐ District or school financial funding
- ☐ Philanthropic support
- ☐ Partnerships or sponsorships with other organizations
- ☐ Other, please specify: \_\_\_\_\_
- ☐ None of the above
- ☐ Don't know



**SP\_bp9 1-42.** Which of the following best describes your school's use of COVID-relief funds for your school's **summer bridge program(s)** summer 2023? {Display if SP\_bp8 = "COVID relief funds" OR "ARP ESSER"}

- ☐ This was a new program funded by COVID-relief funds
- ☐ This program was expanded or enhanced with funding from COVID-relief funds
- ☐ Don't know

**SP\_bp10 1-43.** Did families have to pay a fee for their child(ren) to participate in your school's **summer bridge program(s)**?

*Please only consider money paid directly for participation; do NOT include associated costs with participating in this program, such as program add-ons, transportation costs, or purchasing materials necessary for participation.*

- ☐ Yes
- ☐ No
- ☐ Don't know

*The following questions are about your school's SERVICE-LEARNING PROGRAM(S) offered during summer 2023.*

*If your school offered multiple programs during summer 2023, we will ask about those programs separately later in the survey.*

**SP\_sl1 1-44.** To the best of your knowledge, what percentage of your student body participated in your school's **service-learning program(s)** during summer 2023?

\_\_\_\_\_ %

- ☐ Don't know

**SP\_sl2a 1-45a.** Which of the following best describes your school's ability to provide its **summer service-learning program(s)** to those who wanted to participate?

- ☐ We were able to provide our summer service-learning program(s) to ALL students who wanted to participate
- ☐ We were able to provide our summer service-learning program(s) to MOST students who wanted to participate
- ☐ We were able to provide our summer service-learning program(s) to SOME students who wanted to participate
- ☐ We were able to provide our summer service-learning program(s) to ONLY A FEW students who wanted to participate
- ☐ Don't know

**SP\_sl2b 1-45b.** Which of the following factors, if any, limited your school's ability to provide **summer service learning program(s)** to all students who wanted to participate? *Select all that apply.*

- ☐ Could not find staff to support summer service learning programs
- ☐ Lack of funding to hire staff to support summer service learning programs
- ☐ Space limitations (i.e., did not have the physical space to support summer service learning programs for all students who wanted it)
- ☐ Transportation limitations (i.e., did not have a way for all students to get to and from summer service learning programs)

- ☐ Lack of materials to support summer service learning programs
- ☐ Lack of external collaborators or partnerships to support summer service learning programs
- ☐ Other, please specify: \_\_\_\_\_
- ☐ We did not experience any barriers to implementing summer service learning programs
- ☐ Don't know

**SP\_sl3 1-46.** Did you partner, or have a contract, with any of the following types of organizations or groups to run your school's **summer service-learning program(s)**? *Select all that apply.*

- ☐ Other local K-12 schools
- ☐ Local colleges or universities
- ☐ Local libraries
- ☐ Academically focused groups (e.g., local museums, tutoring programs)
- ☐ Community businesses
- ☐ Community non-profit organizations
- ☐ Community health organizations
- ☐ City departments or agencies (e.g., parks department, mayor's office, youth agencies, etc.)
- ☐ Other, please specify: \_\_\_\_\_
- ☐ We did not partner or contract with any other organizations
- ☐ Don't know

**SP\_sl4 1-47.** Did families have to pay a fee for their child(ren) to participate in your school's **summer service-learning program(s)**?

*Please only consider money paid directly for participation; do NOT include associated costs with participating in this program, such as program add-ons, transportation costs, or purchasing materials necessary for participation.*

- ☐ Yes
- ☐ No
- ☐ Don't know

*The following questions are about your school's WORK-BASED LEARNING PROGRAM(S) offered during summer 2023.*

*If your school offered multiple programs during summer 2023, we will ask about those programs separately later in the survey.*

**SP\_wb1 1-48.** To the best of your knowledge, what percentage of your student body participated in your school's **work-based learning program(s)** during summer 2023?

\_\_\_\_\_ %

☐ Don't know

**SP\_wb2a 1-49a.** Which of the following best describes your school's ability to provide its **summer work-based learning program(s)** to those who wanted to participate?

- ☐ We were able to provide our summer work-based learning program(s) to ALL students who wanted to participate
- ☐ We were able to provide our summer work-based learning program(s) to MOST students who wanted to participate
- ☐ We were able to provide our summer work-based learning program(s) to SOME students who wanted to participate
- ☐ We were able to provide our summer work-based learning program(s) to ONLY A FEW students who wanted to participate
- ☐ Don't know

**SP\_wb2b 1-49b.** Which of the following factors, if any, limited your school's ability to provide **summer work-based learning program(s)** to all students who wanted to participate? *Select all that apply.*

- ☐ Could not find staff to support summer work-based learning programs
- ☐ Lack of funding to hire staff to support summer work-based learning programs
- ☐ Space limitations (i.e., did not have the physical space to support summer work-based programs for all students who wanted it)
- ☐ Transportation limitations (i.e., did not have a way for all students to get to and from summer work-based programs)
- ☐ Lack of materials or to support summer work-based learning programs
- ☐ Lack of external collaborators or partnerships to support summer work-based learning programs
- ☐ Other, please specify: \_\_\_\_\_
- ☐ We did not experience any barriers to implementing summer work-based learning programs
- ☐ Don't know

**SP\_wb3 1-50.** Did you partner, or have a contract, with any of the following types of organizations or groups to run your school's **summer work-based learning program(s)**? *Select all that apply.*

- ☐ Other local K-12 schools
- ☐ Local colleges or universities
- ☐ Local libraries
- ☐ Academically focused groups (e.g., local museums, tutoring programs)
- ☐ Community businesses
- ☐ Community non-profit organizations
- ☐ Community health organizations

- ☐ City departments or agencies (e.g., parks department, mayor's office, youth agencies, etc.)
- ☐ Other, please specify: \_\_\_\_\_
- ☐ We did not partner or contract with any other organizations
- ☐ Don't know

**SP\_wb4 1-51.** Did families have to pay a fee for their child(ren) to participate in your school's **summer work-based learning program(s)**?

*Please only consider money paid directly for participation; do NOT include associated costs with participating in this program, such as program add-ons, transportation costs, or purchasing materials necessary for participation.*

- ☐ Yes
- ☐ No
- ☐ Don't know

*The following questions are about your school's SUMMER INTERNSHIP PROGRAM(S) offered during summer 2023.*

*If your school offered multiple programs during summer 2023, we will ask about those programs separately later in the survey.*

**SP\_int1 1-52.** To the best of your knowledge, what percentage of your student body participated in your school's **summer internship program(s)** during summer 2023?

\_\_\_\_\_ %

- ☐ Don't know

**SP\_int2a 1-53a.** Which of the following best describes your school's ability to provide its **summer internship program(s)** to those who wanted to participate?

- ☐ We were able to provide our summer internship program(s) to ALL students who wanted to participate
- ☐ We were able to provide our summer internship program(s) to MOST students who wanted to participate
- ☐ We were able to provide our summer internship program(s) to SOME students who wanted to participate
- ☐ We were able to provide our summer internship program(s) to ONLY A FEW students who wanted to participate
- ☐ Don't know

**SP\_int2b 1-53b.** Which of the following factors, if any, limited your school's ability to provide **summer internship program(s)** to all students who wanted to participate? *Select all that apply.*

- ☐ Could not find staff to support summer service internship programs
- ☐ Lack of funding to hire staff to support summer service internship programs
- ☐ Space limitations (i.e., did not have the physical space to support summer internship programs for all students who wanted it)
- ☐ Transportation limitations (i.e., did not have a way for all students to get to and from summer internship programs)
- ☐ Lack of materials to support summer service internship programs
- ☐ Lack of external collaborators or partnerships to support summer internship programs

- ☐ Other, please specify: \_\_\_\_\_
- ☐ We did not experience any barriers to implementing summer service internship programs
- ☐ Don't know

**SP\_int3 1-54.** Did you partner, or have a contract, with any of the following types of organizations or groups to run your school's **summer internship program(s)**? *Select all that apply.*

- ☐ Other local K-12 schools
- ☐ Local colleges or universities
- ☐ Local libraries
- ☐ Academically focused groups (e.g., local museums, tutoring programs)
- ☐ Community businesses
- ☐ Community non-profit organizations
- ☐ Community health organizations
- ☐ City departments or agencies (e.g., parks department, mayor's office, youth agencies, etc.)
- ☐ Other, please specify: \_\_\_\_\_
- ☐ We did not partner or contract with any other organizations
- ☐ Don't know

**SP\_int4 1-55.** Did families have to pay a fee for their child(ren) to participate in your school's **summer internship program(s)**?

*Please only consider money paid directly for participation; do NOT include associated costs with participating in this program, such as program add-ons, transportation costs, or purchasing materials necessary for participation.*

- ☐ Yes
- ☐ No
- ☐ Don't know

**SP\_more 1-56.** We'd like to learn more about your school's experiences **operating summer programs** during the summer 2023. In the space below please share any other information you would like us to know on this topic.

*This item is optional.*

--

## After-School Programs

**ASP\_gate 2-1.** Which of the following after-school programs is your school offering during this school year? *Select all that apply.*

- ☐ **Academic assistance program:** After-school programs or services whose primary purpose is to provide instruction to students who need academic assistance {Display ASP\_aa items if selected}
- ☐ **Academic enrichment program:** After-school programs or services whose primary purpose is to provide instruction to students who seek academic enrichment {Display ASP\_ae items if selected}
- ☐ **Extended-day care** {Display ASP\_dc items if selected}
- ☐ **School-related activities and clubs** (e.g., athletics, student government, yearbook club, etc). {Display ASP\_ac items if selected}
- ☐ **Other**, please specify: \_\_\_\_\_
- ☐ We are **not offering** any after-school programming during this school year.

**ASP\_acad 2-2.** To the best of your knowledge, what percentage of your student body will participate in **academically focused** after-school program(s) offered by your school during the 2023-24 school year?

{Display if ASP\_gate = assistance program OR enrichment program OR other}

*Academically focused* after-school programs include assistance programs, enrichment programs, or other after-school programs. If a student participated in more than one of these programs, only count them once.

\_\_\_\_\_ %

- ☐ Don't know

*The following questions ask about your school's AFTER-SCHOOL ACADEMIC ASSISTANCE program. If your school offers multiple types of after-school programs, we will ask about those programs separately later in the survey.*

**ASP\_aa1 2-3.** To the best of your knowledge, what percentage of your student body will participate in your school's **academic assistance program** during the 2023-24 school year?

\_\_\_\_\_ %

- ☐ Don't know

**ASP\_aa2 2-4.** During a typical school week, how many days is the **academic assistance program** offered?

- ☐ 1 day per week
- ☐ 2 days per week
- ☐ 3 days per week
- ☐ 4 days per week
- ☐ 5 days per week
- ☐ Don't know



**ASP\_aa3 2-5.** On a typical school day, how long do students spend in the **academic assistance program**?

- ☐ Up to 1 hour
- ☐ 1 – 2 hours
- ☐ 2 – 3 hours
- ☐ More than 3 hours
- ☐ Don't know

**ASP\_aa4a 2-6a.** Which of the following best describes your school's ability to provide its after-school **academic assistance program** to those who want to participate?

- ☐ We are able to provide our academic assistance program to ALL students who want to participate
- ☐ We are able to provide our academic assistance program to MOST students who want to participate
- ☐ We are able to provide our academic assistance program to SOME students who want to participate
- ☐ We are able to provide our academic assistance program to ONLY A FEW students who want to participate
- ☐ Don't know

**ASP\_aa4b 2-6b.** Which of the following factors, if any, limits your school's ability to provide its after-school **academic assistance program** to all students who want to participate? *Select all that apply.*

- ☐ Cannot find staff to support academic assistance programs
- ☐ Lack of funding to hire staff to support academic assistance programs
- ☐ Space limitations (i.e., do not have the physical space to support academic assistance programs for all students who want it)
- ☐ Transportation limitations (i.e., do not have a way for all students to get to and from academic assistance programs)
- ☐ Lack of educational materials to support academic assistance programs
- ☐ Other, please specify: \_\_\_\_\_
- ☐ We have not experienced any barriers to implementing academic assistance programs
- ☐ Don't know

**ASP\_aa5 2-7.** Do you partner, or have a contract, with any of the following types of organizations or groups to run your school's after-school **academic assistance program**? *Select all that apply.*

- ☐ Other local K-12 schools
- ☐ Local colleges or universities
- ☐ Local libraries
- ☐ Academically focused groups (e.g., local museums, tutoring programs)
- ☐ Community businesses
- ☐ Community non-profit organizations
- ☐ Community health organizations
- ☐ City departments or agencies (e.g., parks department, mayor's office, youth agencies, etc.)
- ☐ Other, please specify: \_\_\_\_\_
- ☐ We did not partner or contract with any other organizations
- ☐ Don't know

**ASP\_aa6 2-8.** Which of the following personnel work in your school's after-school **academic assistance program**? *Select all that apply.*

- ☐ Full-time teachers from your school
- ☐ Part-time teachers from your school
- ☐ Administrative staff from your school
- ☐ Tutors from your school
- ☐ Intervention specialists from your school
- ☐ Dedicated staff whose only job at your school is to work in your school's after-school academic assistance program
- ☐ Staff from an outside organization you partner or contract with {Display if ASP\_aa6 ≠ "None of the above" or "Don't Know"}
- ☐ Volunteers (e.g., parents, other community members)
- ☐ Other, please specify: \_\_\_\_\_
- ☐ Don't know

**ASP\_aa7 2-9.** What sources of funding have been used to support your school's after-school **academic assistance program** during this school year? *Select all that apply.*

- ☐ COVID relief funds (ESSER I or ESSER II)
- ☐ American Rescue Plan Elementary and Secondary School Emergency Relief funds (ARP ESSER)
- ☐ Other federal grants or programs
- ☐ State grants or programs
- ☐ Local grants or programs
- ☐ District or school financial funding
- ☐ Philanthropic support
- ☐ Partnerships or sponsorships with other organizations
- ☐ Other, please specify: \_\_\_\_\_
- ☐ None of the above
- ☐ Don't know

**ASP\_aa8 2-10.** Which of the following best describes your school's use of COVID-relief funds for your after-school **academic assistance program**? {Display if ASP\_aa7 = ESSER and/or ARP ESSER}

- ☐ This is a new program funded by COVID-relief funds
- ☐ This program has been expanded or enhanced with funding from COVID-relief funds
- ☐ Don't know

**ASP\_aa9 2-11.** Do families have to pay a fee for their child(ren) to participate in your school's after-school **academic assistance program(s)**?

*Please only consider money paid directly for participation; do NOT include associated costs with participating in this program, such as program add-ons, transportation costs, or purchasing materials necessary for participation.*

- ☐ Yes
- ☐ No
- ☐ Don't know

*The following questions ask about your school's AFTER-SCHOOL ACADEMIC ENRICHMENT program.*

*If your school offers multiple types of after-school programs, we will ask about those programs separately later in the survey.*

**ASP\_ae1 2-12.** To the best of your knowledge, what percentage of your student body will participate in your school's **academic enrichment program** during the 2023-24 school year?

\_\_\_\_\_ %

☐ Don't know

**ASP\_ae2 2-13.** During a typical school week, how many days is the **academic enrichment program** offered?

- ☐ 1 day per week
- ☐ 2 days per week
- ☐ 3 days per week
- ☐ 4 days per week
- ☐ 5 days per week
- ☐ Don't know

**ASP\_ae3 2-14.** On a typical school day, how long do students spend in the **academic enrichment program**?

- ☐ Up to 1 hour
- ☐ 1 – 2 hours
- ☐ 2 – 3 hours
- ☐ More than 3 hours
- ☐ Don't know

**ASP\_ae4a 2-15a.** Which of the following best describes your school's ability to provide its after-school **academic enrichment program** to those who want to participate?

- ☐ We are able to provide our academic enrichment program to ALL students who want to participate
- ☐ We are able to provide our academic enrichment program to MOST students who want to participate
- ☐ We are able to provide our academic enrichment program to SOME students who want to participate
- ☐ We are able to provide our academic enrichment program to ONLY A FEW students who want to participate
- ☐ Don't know

**ASP\_ae4b 2-15b.** Which of the following factors, if any, limit your school's ability to provide its after-school **academic enrichment program** to all students who want to participate? *Select all that apply.*

- ☐ Cannot find staff to support academic enrichment programs
- ☐ Lack of funding to hire staff to support academic enrichment programs
- ☐ Space limitations (i.e., do not have the physical space to support academic enrichment programs for all students who want it)
- ☐ Transportation limitations (i.e., do not have a way for all students to get to and from academic enrichment programs)
- ☐ Lack of educational materials to support academic enrichment programs
- ☐ Other, please specify: \_\_\_\_\_
- ☐ We have not experienced any barriers to implementing academic enrichment programs
- ☐ Don't know

**ASP\_ae5 2-16.** Do you partner, or have a contract, with any of the following types of organizations or groups to run your school's after-school **academic enrichment program**? *Select all that apply.*

- ☐ Other local K-12 schools
- ☐ Local colleges or universities
- ☐ Local libraries
- ☐ Academically focused groups (e.g., local museums, tutoring programs)
- ☐ Community businesses
- ☐ Community non-profit organizations
- ☐ Community health organizations
- ☐ City departments or agencies (e.g., parks department, mayor's office, youth agencies, etc.)
- ☐ Other, please specify: \_\_\_\_\_
- ☐ We did not partner or contract with any other organizations
- ☐ Don't know

**ASP\_ae6 2-17.** Which of the following personnel work in your school's after-school **academic enrichment program**? *Select all that apply.*

- ☐ Full-time teachers from your school
- ☐ Part-time teachers from your school
- ☐ Administrative staff from your school
- ☐ Tutors from your school
- ☐ Intervention specialists from your school
- ☐ Dedicated staff whose only job at your school is to work in your school's after-school academic enrichment program
- ☐ Staff from an outside organization you partner or contract with {Display if ASP\_ae6 ≠ "None of the above" or "Don't Know"}
- ☐ Volunteers (e.g., parents, other community members)
- ☐ Other, please specify: \_\_\_\_\_
- ☐ Don't know

**ASP\_ae7 2-18.** What sources of funding have been used to support your school's after-school **academic enrichment program** during this school year? *Select all that apply.*

- ☐ COVID relief funds (ESSER I or ESSER II)
- ☐ American Rescue Plan Elementary and Secondary School Emergency Relief funds (ARP ESSER)
- ☐ Other federal grants or programs
- ☐ State grants or programs
- ☐ Local grants or programs
- ☐ District or school financial funding
- ☐ Philanthropic support
- ☐ Partnerships or sponsorships with other organizations
- ☐ Other, please specify: \_\_\_\_\_
- ☐ None of the above
- ☐ Don't know

**ASP\_ae8 2-19.** Which of the following best describes your school's use of COVID-relief funds for your after-school **academic enrichment program**? *{Display if ASP\_ae7 = ESSER and/or ARP ESSER}*

- ☐ This is a new program funded by COVID-relief funds
- ☐ This program has been expanded or enhanced with funding from COVID-relief funds
- ☐ Don't know

**ASP\_ae9 2-20.** Do families have to pay a fee for their child(ren) to participate in your school's after-school **academic enrichment program(s)**?

*Please only consider money paid directly for participation; do NOT include associated costs with participating in this program, such as program add-ons, transportation costs, or purchasing materials necessary for participation.*

- ☐ Yes
- ☐ No
- ☐ Don't know

*The following questions are about your school's AFTER-SCHOOL EXTENDED-DAY CARE.*

*If your school offers multiple types of after-school programs, we will ask about those programs separately later in the survey.*

**ASP\_dc1 2-21.** To the best of your knowledge, what percentage of your student body will participate in your school's **extended-day care** during the 2023-24 school year?

- \_\_\_\_\_ %
- ☐ Don't know

**ASP\_dc2 2-22.** During a typical school week, how many days is **extended-day care** offered?

- ☐ 1 day per week
- ☐ 2 days per week
- ☐ 3 days per week
- ☐ 4 days per week
- ☐ 5 days per week
- ☐ Don't know

**ASP\_dc3 2-23.** On a typical school day, how long do students spend in **extended-day care**?

- ☐ Up to 1 hour
- ☐ 1 – 2 hours
- ☐ 2 – 3 hours
- ☐ More than 3 hours
- ☐ Don't know

**ASP\_dc4a 2-24a.** Which of the following best describes your school's ability to provide its after-school **extended-day care program** to those who want to participate?

- ☐ We are able to provide our extended-day care program to ALL students who want to participate
- ☐ We are able to provide our extended-day care program to MOST students who want to participate
- ☐ We are able to provide our extended-day care program to SOME students who want to participate
- ☐ We are able to provide our extended-day care program to ONLY A FEW students who want to participate
- ☐ Don't know

**ASP\_dc4b 2-24b.** Which of the following factors, if any, limit your school's ability to provide its after-school **extended-day care program** to all students who want to participate? *Select all that apply.*

- ☐ Cannot find staff to support extended-day care programs
- ☐ Lack of funding to hire staff to support extended-day care programs
- ☐ Space limitations (i.e., do not have the physical space to support extended-day care programs for all students who want it)
- ☐ Transportation limitations (i.e., do not have a way for all students to get to and from extended-day care programs)
- ☐ Lack of materials to support extended-day care programs
- ☐ Other, please specify: \_\_\_\_\_
- ☐ We have not experienced any barriers to implementing extended-day care programs
- ☐ Don't know

**ASP\_dc5 2-25.** Do you partner, or have a contract, with any of the following types of organizations or groups to run your school's after-school **extended-day program**? *Select all that apply.*

- ☐ Other local K-12 schools
- ☐ Local colleges or universities
- ☐ Local libraries
- ☐ Academically focused groups (e.g., local museums, tutoring programs)
- ☐ Community businesses
- ☐ Community non-profit organizations
- ☐ Community health organizations
- ☐ City departments or agencies (e.g., parks department, mayor's office, youth agencies, etc.)
- ☐ Other, please specify: \_\_\_\_\_
- ☐ We did not partner or contract with any other organizations
- ☐ Don't know

**ASP\_dc6 2-26.** Which of the following personnel work in your school's after-school **extended-day care program**? *Select all that apply.*

- ☐ Full-time teachers from your school
- ☐ Part-time teachers from your school
- ☐ Administrative staff from your school
- ☐ Tutors from your school
- ☐ Intervention specialists from your school
- ☐ Dedicated staff whose only job at your school is to work in your school's after-school extended-day care program
- ☐ Staff from an outside organization you partner or contract with {Display if ASP\_dc6 ≠ "None of the above" or "Don't Know"}
- ☐ Volunteers (e.g., parents, other community members)
- ☐ Other, please specify: \_\_\_\_\_
- ☐ Don't know

**ASP\_dc7 2-27.** What sources of funding have been used to support your school's after-school **extended-day care program** during this school year? *Select all that apply.*

- ☐ COVID relief funds (ESSER I or ESSER II)
- ☐ American Rescue Plan Elementary and Secondary School Emergency Relief funds (ARP ESSER)
- ☐ Other federal grants or programs
- ☐ State grants or programs
- ☐ Local grants or programs
- ☐ District or school financial funding
- ☐ Philanthropic support
- ☐ Partnerships or sponsorships with other organizations
- ☐ Other, please specify: \_\_\_\_\_
- ☐ None of the above
- ☐ Don't know

**ASP\_dc8 2-28.** Which of the following best describes your school's use of COVID-relief funds for your after-school **extended-day care program**? {Display if ASP\_dc7 = ESSER and/or ARP ESSER}

- ☐ This is a new program funded by COVID-relief funds
- ☐ This program has been expanded or enhanced with funding from COVID-relief funds
- ☐ Don't know

**ASP\_dc9 2-29.** Do families have to pay a fee for their child(ren) to participate in your school's after-school **extended-day care program**?

*Please only consider money paid directly for participation; do NOT include associated costs with participating in this program, such as program add-ons, transportation costs, or purchasing materials necessary for participation.*

- ☐ Yes
- ☐ No
- ☐ Don't know

*The following questions are about your school's AFTER-SCHOOL ACTIVITIES AND CLUBS.*

*If your school offers multiple types of after-school programs, we will ask about those programs separately later in the survey.*

**ASP\_ac1 2-30.** Which of the following **activities and clubs** are offered at your school? *Select all that apply.*

- ☐ Academic clubs (e.g., Debate Team, Honor Society, Spanish Club, Math Club, or Computer Club)
- ☐ Athletic teams or clubs (e.g., basketball or soccer team; martial arts or yoga club)
- ☐ Class council or student government
- ☐ Performing arts (e.g., Band, Choir, Orchestra, or Drama)
- ☐ Spirit groups (e.g., Cheerleading, Dance Team, or Pep Club)
- ☐ Volunteer or community service clubs sponsored by the school (e.g., Peer Mediators, Environmental Club, Key Club, Interact, or Recycling Club)
- ☐ Inclusion clubs (e.g., Gay-Straight Alliance, Best Buddies, Cultural Awareness Club)
- ☐ Other school clubs or activities, please specify: \_\_\_\_\_

**ASP\_ac2 2-31.** To the best of your knowledge, what percentage of your student body will participate in ANY your school's **activities and clubs** during the 2023-24 school year?

\_\_\_\_\_ %

- ☐ Don't know

**ASP\_ac3a 2-32a.** Which of the following best describes your school's ability to provide its after-school **activities and clubs** to those who want to participate?

- ☐ We are able to provide our activities and clubs to ALL students who want to participate
- ☐ We are able to provide our activities and clubs to MOST students who want to participate
- ☐ We are able to provide our activities and clubs to SOME students who want to participate
- ☐ We are able to provide our activities and clubs to ONLY A FEW students who want to participate
- ☐ Don't know

**ASP\_ac3b 2-32b.** Which of the following factors, if any, limit your school's ability to provide its after-school **activities and clubs** to all students who want to participate? *Select all that apply.*

- ☐ Cannot find staff to support activities and clubs
- ☐ Lack of funding to hire staff to support activities and clubs
- ☐ Space limitations (i.e., do not have the physical space to support activities and clubs for all students who want it)
- ☐ Transportation limitations (i.e., do not have a way for all students to get to and from activities and clubs)
- ☐ Lack of materials to support activities and clubs
- ☐ Other, please specify: \_\_\_\_\_
- ☐ We have not experienced any barriers to implementing activities and clubs
- ☐ Don't know



**ASP\_more 2-33.** We'd like to learn more about your school's experiences **operating after-school programs** during the 2023-24 school year. In the space below please share any other information you would like us to know on this topic.

*This item is optional.*

--

## Counts

---

**TEACHER0 3-1.** Please enter an approximate total teacher count for your school as of today.

Please enter the **number** of teachers, including full-time and part-time teachers.

\_\_\_\_\_ Total number of teachers

**STAFF0 3-2.** Please enter an approximate total non-teacher staff count for your school as of today.

Please enter the **number** of non-teaching staff, including full-time and part-time non-teachers.

\_\_\_\_\_ Total number of non-teaching staff

**ENROLLMENT0 3-3.** As of today, please enter your **total** student enrollment count.

Please enter the **number** of students.

\_\_\_\_\_ Total number of students

## Suggestions for Future Items

---

**FutCont 4-1.** We want to ensure we are continuing to collect information on topics that are relevant to the day-to-day functioning of U.S. public schools during the 2023-24 school year and beyond. In the space below, please share any other topics you believe are important for us to know as we continue this monthly survey collection.

*This item is optional.*

--

October 2023

## School Pulse Panel

## October 2023 Survey

## Staffing (Current Vacancies &amp; Challenges)

**StaffVac1 1-1.** Please enter the following information on staffing at your school.

Please enter the number of teachers and vacancies. Count each part-time position or vacancy as 1. For example, if you have three full-time math teachers and 2 part-time math teachers, count this as 5 in the “Total number of positions at my school” column.

Please only enter numbers in first two columns. For “**total number of positions**”, include positions that are filled and that are currently vacant. For “**number of vacancies**”, enter ‘0’ if your school offers the position and is fully staffed.

	Total number of positions at my school (filled + vacant)	Number of vacancies	This position is not offered at my school	Don't Know
General Elementary			0	0
Special Education			0	0
English or language arts			0	0
Social studies			0	0
Computer science			0	0
Mathematics			0	0
Biology or life sciences			0	0
Physical sciences (e.g., chemistry, physics, earth sciences)			0	0
English as a Second Language (ESL) or bilingual education			0	0
Foreign languages			0	0
Music or arts			0	0
Career or technical education			0	0
Physical education or health			0	0
Other teachers not listed			0	0

**StaffVac2 1-2.** Please enter the following information on staffing at your school.

Please enter the number of staff members and vacancies. Count each part-time position or vacancy as 1. For example, if you have three full-time tutor teachers and 2 part-time tutors, count this as 5 in the “Total number of positions at my school” column.

Please only enter numbers in first two columns. For “**total number of positions**”, include positions that are filled and that are currently vacant. For “**number of vacancies**”, enter ‘0’ if your school offers the position and is fully staffed.

	Total number of positions at my school (filled + vacant)	Number of vacancies	This position is not offered at my school	Don't Know
Mental health professional (e.g., psychologist, social worker)			0	0
Medical professional (e.g., nurse, nurse's aide)			0	0
Administrative staff			0	0
Technology specialist			0	0
Transportation staff			0	0
Custodial staff			0	0
Nutrition staff (e.g., food preparation, cafeteria workers)			0	0
Academic Counselor			0	0
Academic Interventionist			0	0
Tutor			0	0
Instructional Coaches			0	0
Classroom aide			0	0
Other staff not listed			0	0

**StaffVac5 1-3.** How have teacher and staff vacancies impacted your school? *Select all that apply.*

- ☐ Forced change in learning modes (e.g., switching from in-person to hybrid learning)
- ☐ Disruptions in student transportation
- ☐ Disruptions in administration of school meals
- ☐ Disruptions in administration of medical care or response
- ☐ Offering fewer extra-curricular opportunities (e.g., athletics, clubs)
- ☐ Offering fewer student services (e.g., counseling, guidance)
- ☐ Increased class sizes
- ☐ Sharing of teachers and/or staff with other schools
- ☐ Increased need to use teachers outside of their intended duties (i.e., needing teachers to cover duties they were not hired to do)
- ☐ Increased need to use non-teaching staff outside of their intended duties (i.e., needing staff to cover duties they were not hired to do)
- ☐ None of the above
- ☐ Don't know
- ☐ We do not have any teacher or staff vacancies

The next set of items ask about staffing changes since the **2019-20** school year.

**Staffing17a 1-4a.** Has your school **added** any new full- or part-time **positions** since the 2019-20 school year? *Select all that apply.*

- ☐ Yes, we have added new teaching position(s)
- ☐ Yes, we have added new non-teaching staff position(s)
- ☐ No
- ☐ We are a new school that did not exist during the 2019-20 school year
- ☐ Don't know

**Staffing17b 1-4b.** Why has your school **added** new full- or part-time **positions**? *Select all that apply.*

{Display if Staffing17a = "yes"}

- ☐ Enrollment has increased
- ☐ We were able to fund new positions
- ☐ Our school/district went through a reorganization/restructuring of staffing
- ☐ We were previously understaffed
- ☐ We added new classes/courses
- ☐ We changed priorities
- ☐ Other, please specify: \_\_\_\_\_
- ☐ Don't know

**Staffing17c 1-4c.** How many new full- or part-time **positions** have you **added** since the 2019-20 school year?

*Please enter '0' if no new positions were added for a particular row.*

	Number of new positions added since the 2019-20 school year	Don't know
Full-time teachers {Display if Staffing17a = teaching}		
Part-time teachers {Display if Staffing17a = teaching}		
Full-time non-teaching staff {Display if Staffing17a = non-teaching}		
Part-time non-teaching staff {Display if Staffing17a = non-teaching}		

**Staffing18a 1-5a.** Has your school **lost** any full- or part-time **positions** since the 2019-20 school year? *Select all that apply.*

*Do not include vacant positions you plan to fill.*

- ☐ Yes, we have lost teaching position(s)
- ☐ Yes, we have lost non-teaching staff position(s)
- ☐ No
- ☐ We are a new school that did not exist during the 2019-20 school year
- ☐ Don't know



**Staffing18b 1-5b.** Why has your school **lost** full- or part-time **positions**? *Select all that apply.* {Display if Staffing18a = yes}

- ☐ Enrollment has decreased overall
- ☐ Enrollment has decreased in certain grades or classes
- ☐ We lost funding/budget cuts
- ☐ Our school/district went through a reorganization/restructuring of staffing
- ☐ We reduced the number of classes/courses we offer
- ☐ We changed priorities
- ☐ Other, please specify: \_\_\_\_\_
- ☐ Don't know

**Staffing18c 1-5c.** How many full- or part-time **positions** have you **lost** since the 2019-20 school year?

*Do not include vacant positions you plan to fill.*

*Please enter '0' if no new positions were lost for a particular row.*

	Number of positions lost since the 2019-20 school year	Don't know
Full-time teachers {Display if Staffing18a = teaching}		
Part-time teachers {Display if Staffing18a = teaching}		
Full-time non-teaching staff {Display if Staffing18a = non-teaching}		
Part-time non-teaching staff {Display if Staffing18a = non-teaching}		

**Staffing\_co1 1-6.** Of the {fill based on count entered in StaffVac2\_11} instructional coaches who work with teachers at your school, how many does your school have in the following subject areas? {Display if StaffVac2: Instructional Coaches total number > 0}

Literacy coaches: \_\_\_\_\_

Math coaches: \_\_\_\_\_

Other coaches: \_\_\_\_\_

Total: \_\_\_\_\_

**Staffing\_co2 1-7.** How has the number of instructional coach positions at your school changed since the 2019-20 school year? {Display if ANY of STAFFING\_co1 > 0}

- ☐ We have added instructional coaches
- ☐ We have lost instructional coach positions
- ☐ The number of instructional coach positions has remained the same
- ☐ We are a new school that did not exist during the 2019-20 school year
- ☐ Don't know

**Staffing\_co2a 1-7a.** How many instructional coach positions have you added since the 2019-20 school year? {display if Staffing\_co2 = "We have added instructional coaches"}

\_\_\_\_\_ positions

**Staffing\_co2b 1-7b.** How many instructional coach positions have you lost since the 2019-20 school year? *{display if Staffing\_co2 = "We have lost instructional coaches"}*  
 \_\_\_\_\_ positions

**StaffVac\_more 1-8.** We'd like to learn more about schools' experiences **with staffing** for the 2023-24 school year. In the space below, please share any other information you like us to know on this topic.

*This item is optional.*

### Tutoring

**SR1a 2-1.** To the best of your knowledge, what percentage of students **began the 2023-24 school year** behind grade level in at least one academic subject?

\_\_\_\_\_ percent of students

☐ Don't Know

**SR1c 2-2.** In which of the following academic subjects did students at your school **begin the 2023-24 school year** behind grade level? *{Display if SR1a > 0}*

	No students were behind grade level in this subject	At least some students were behind grade level in this subject	Not Applicable – this subject is not offered at my school	Not Applicable – we do not have this type of data in this subject area
English or Language Arts				
Mathematics				
Sciences (e.g., general science, biology, chemistry, etc.)				
Computer Science				
Foreign Language				
Social Studies				

**Tutoring\_gate 2-3.** During this school year, which of the following types of tutoring, if any, are students at your school provided? *Select all that apply.*

- ☐ **High-dosage tutoring** (also known as evidence-based or high-quality tutoring): A method of tutoring in which the same student(s) receive(s) tutoring
  - ☐ three or more times per week
  - ☐ for at least 30 minutes per session,
  - ☐ in sessions that are one-on-one or with small groups,
  - ☐ that is provided by educators or well-trained tutors who have received specific training in tutoring practices,
  - ☐ that aligns with evidence-based core curriculum or programs, AND
  - ☐ is NOT drop-in homework help *{display HDT items if selected}*



- ☐ **Standard tutoring:** A less intensive method of tutoring in which the same student(s) receive(s) tutoring
  - any number of times per week OR on an as-needed (drop-in) basis
  - in sessions with no minimum length of time
  - in sessions that may be one-on-one or involve any number of other students, and
  - that is provided by educators who may or may not have received specific training in tutoring practices {display SDT items if selected}
- ☐ **Self-paced tutoring:** A method of tutoring in which a student works on their own, typically online, where they are provided guided instruction that allows them to move onto new material after displaying mastery of content. {display SPT items if selected}
- ☐ **On-demand online tutoring:** A method of tutoring in which a school partners with or contracts out services to an external online tutoring program or company that
  - offers 24/7 support
  - is led by qualified tutors (e.g., certified teachers, subject-matter experts), and
  - is available on-demand for students to access. {display ODT items if selected}
- ☐ **Other method(s) of tutoring,** please specify: \_\_\_\_\_
- ☐ No tutoring is provided to students by our school

*The following items ask about **high-dosage** tutoring at your school during the 2023-24 school year.*

*If your school offers multiple types of tutoring programs, we will ask about those programs separately later in the survey.*

**HDT1 2-4.** Who administers **high-dosage** tutoring at your school? *Select all that apply.*

- ☐ Tutors whose primary or only role is to provide tutoring
- ☐ Teachers who have received training or professional development in tutoring
- ☐ Teacher's/classroom aides who have received training or professional development in tutoring
- ☐ Teachers who have NOT received training or professional development in tutoring
- ☐ Teacher's/classroom aides who have NOT received training or professional development in tutoring
- ☐ Subject-area specialists (e.g., reading or math specialists)
- ☐ Other, please specify: \_\_\_\_\_
- ☐ Don't know

**HDT2 2-5.** As of today, what percentage of students at your school have received **high-dosage** tutoring during the 2022-23 school year?

\_\_\_\_\_ % of students

- ☐ Don't know

**HDT13a 2-6a.** Are any students **required** to participate in your school's **high-dosage** tutoring program?

- ☐ Yes
- ☐ No
- ☐ Don't Know

**HDT13b 2-6b.** For which of the following reasons are students **required** to participate in your school's **high-dosage** tutoring program? *Select all that apply.* {Display if HDT13a = YES}

- ☐ Results from diagnostic or other assessment results
- ☐ Referral from teacher or staff
- ☐ Request from parent or caregiver
- ☐ Other, please specify: \_\_\_\_\_
- ☐ Don't know

**HDT3 2-7.** To the best of your knowledge, how does the percentage of students who receive **high-dosage** tutoring compare to last school year (2022-23)?

- ☐ More students are receiving high-dosage tutoring
- ☐ Fewer students are receiving high-dosage tutoring
- ☐ About the same percentage of students are receiving high-dosage tutoring
- ☐ No students participated in high-dosage tutoring in the 2022-23 school year
- ☐ Don't Know

**HDT4a 2-8a.** To the best of your knowledge, have any of the following subgroups of students received **high-dosage** tutoring more than others during the 2023-24 school year? *Select all that apply.*

- ☐ Students from particular racial/ethnic backgrounds (indicate in next item)
- ☐ English Learner (EL) or English as a Second Language (ESL) students
- ☐ Students with Individualized Education Programs (IEPs) or 504 plans
- ☐ Economically disadvantaged students (such as those that qualify for free or reduced-price lunch)
- ☐ Students experiencing homelessness
- ☐ Migrant students
- ☐ Students who are not receiving full-time in-person instruction
- ☐ Other, please specify: \_\_\_\_\_
- ☐ No subgroups have received more high-dosage tutoring than others
- ☐ Don't Know

**HDT4b 2-8b.** Which of the following racial/ethnic student groups have received **high-dosage** tutoring more than others? *Select all that apply.* {Display if HDT4a = "...particular racial/ethnic backgrounds"}

- ☐ American Indian or Alaska Native
- ☐ Asian
- ☐ Black or African American
- ☐ Hispanic/Latino
- ☐ Native Hawaiian or Other Pacific Islander
- ☐ Two or more races
- ☐ White

**HDT12 2-9.** Does your school use its student information system (or equivalent) to track students' participation in **high-dosage** tutoring?

- ☐ Yes
- ☐ No
- ☐ Don't Know



**HDT5 2-10.** When do students at your school receive **high-dosage** tutoring? *Select all that apply.*

- ☐ Before school
- ☐ After school
- ☐ During regular instruction periods **through pull-out services**
- ☐ During regular instruction periods **in the classroom**
- ☐ During “free periods” for students (e.g., portions of the day students do not have class, lunch/recess)
- ☐ Outside of the regular school week (e.g., Saturdays or Sundays)
- ☐ Other, please specify: \_\_\_\_\_
- ☐ Don’t know

**HDT6 2-11.** For students who receive **high-dosage** tutoring, approximately how many days per week do they receive this type of tutoring?

- ☐ 1 day per week
- ☐ 2 days per week
- ☐ 3 days per week
- ☐ 4 days per week
- ☐ 5 days per week
- ☐ More than 5 days
- ☐ Don’t Know

**HDT7 2-12.** For students who receive **high-dosage** tutoring, approximately how long does the typical tutoring session last?

- ☐ Less than 30 minutes
- ☐ 30 to 45 minutes
- ☐ 46 minutes to 1 hour
- ☐ More than 1 hour
- ☐ Don’t Know

**HDT8 2-13.** In which of the following subject areas do students in your school receive **high-dosage** tutoring?

- ☐ Mathematics
- ☐ English/Language Arts (including Reading)
- ☐ Sciences (e.g., general science, biology, chemistry)
- ☐ Computer Science
- ☐ Social Studies/History
- ☐ Foreign Language(s)

**HDT9 2-14.** To what extent do you agree with the following statement: “My school is able to effectively provide **high-dosage** tutoring to all students in need.”

- ☐ Strongly disagree
- ☐ Moderately disagree
- ☐ Neither agree nor disagree

- ☐ Moderately agree
- ☐ Strongly agree
- ☐ Don't know

**HDT10 2-15.** Which of the following factors, if any, limit your school's efforts to effectively provide **high-dosage** tutoring to all students in need? *Select all that apply.*

- ☐ Cannot find staff to support high-dosage tutoring
- ☐ Lack of funding to hire staff to support high-dosage tutoring
- ☐ Time limitations (i.e., cannot find enough time to support high-dosage tutoring)
- ☐ Space limitations (i.e., do not have the physical space to support high-dosage tutoring)
- ☐ Lack of educational materials to support high-dosage tutoring
- ☐ Other, please specify: \_\_\_\_\_
- ☐ We have not experienced any barriers to implementing high-dosage tutoring
- ☐ Don't know

**HDT11 2-16.** Which of the following sources of funding have been used to support **high-dosage** tutoring during the 2023-24 school year? *Select all that apply.*

- ☐ COVID relief funds (ESSER I or ESSER II)
- ☐ American Rescue Plan Elementary and Secondary School Emergency Relief funds (ARP ESSER)
- ☐ Other federal grants or programs
- ☐ State grants or other state programs
- ☐ District or school financial funding
- ☐ Philanthropic support
- ☐ Partnerships or sponsorships with organizations
- ☐ Other, please specify: \_\_\_\_\_
- ☐ None of the above
- ☐ Don't know

*The following items ask about **standard** tutoring at your school during the 2023-24 school year.*

*If your school offers multiple types of tutoring programs, we will ask about those programs separately later in the survey.*

**SDT1 2-17.** Who administers **standard** tutoring at your school? *Select all that apply.*

- ☐ Tutors whose primary or only role is to provide tutoring
- ☐ Teachers who have received training or professional development in tutoring
- ☐ Teacher's/classroom aides who have received training or professional development in tutoring
- ☐ Teachers who have NOT received training or professional development in tutoring
- ☐ Teacher's/classroom aides who have NOT received training or professional development in tutoring
- ☐ Subject-area specialists (e.g., reading or math specialists)
- ☐ Other, please specify: \_\_\_\_\_
- ☐ Don't know

**SDT2 2-18.** As of today, what percentage of students at your school have received **standard** tutoring during the 2023-24 school year?

\_\_\_\_\_ % of students

- ☐ Don't know

**SDT13a 2-19a.** Are any students **required** to participate in your school's **standard** tutoring program?

- ☐ Yes
- ☐ No
- ☐ Don't Know

**SDT13b 2-19b.** For which of the following reasons are students **required** to participate in your school's **standard** tutoring program? *Select all that apply.* {Display if SDT13a = YES}

- ☐ Results from diagnostic or other assessment results
- ☐ Referral from teacher or staff
- ☐ Request from parent or caregiver
- ☐ Other, please specify: \_\_\_\_\_
- ☐ Don't know

**SDT3 2-20.** To the best of your knowledge, how does the percentage of students who receive **standard** tutoring compare to last school year (2022-23)?

- ☐ More students are receiving standard tutoring
- ☐ Fewer students are receiving standard tutoring
- ☐ About the same percentage of students are receiving standard tutoring
- ☐ No students participated in standard tutoring in the 2022-23 school year
- ☐ Don't Know

**SDT4a 2-21a.** To the best of your knowledge, have any of the following subgroups of students received **standard** tutoring more than others during the 2023-24 school year? *Select all that apply.*

- ☐ Students from particular racial/ethnic backgrounds (indicate in next item)
- ☐ English Learner (EL) or English as a Second Language (ESL) students
- ☐ Students with Individualized Education Programs (IEPs) or 504 plans
- ☐ Economically disadvantaged students (such as those that qualify for free or reduced-price lunch)
- ☐ Students experiencing homelessness
- ☐ Migrant students
- ☐ Students who are not receiving full-time in-person instruction
- ☐ Other, please specify: \_\_\_\_\_
- ☐ No subgroups have received more standard tutoring than others
- ☐ Don't Know

**SDT4b 2-21b.** Which of the following racial/ethnic student groups have received **standard** tutoring more than others? *Select all that apply.* {Display if SDT4a = "...particular racial/ethnic backgrounds"}

- ☐ American Indian or Alaska Native
- ☐ Asian
- ☐ Black or African American
- ☐ Hispanic/Latino
- ☐ Native Hawaiian or Other Pacific Islander
- ☐ Two or more races
- ☐ White

**SDT12 2-22.** Does your school use its student information system (or equivalent) to track students' participation in **standard** tutoring?

- ☐ Yes
- ☐ No
- ☐ Don't Know

**SDT5 2-23.** When do students at your school receive **standard** tutoring? *Select all that apply.*

- ☐ Before school
- ☐ After school
- ☐ During regular instruction periods, **through pull-out services**
- ☐ During regular instruction periods, **in the classroom**
- ☐ During "free periods" for students (e.g., portions of the day students do not have class, lunch/recess)
- ☐ Outside of the regular school week (e.g., Saturdays or Sundays)
- ☐ Other, please specify: \_\_\_\_\_
- ☐ Don't know

**SDT6 2-24.** For students who receive **standard** tutoring, approximately how many days per week do they receive this type of tutoring?

- ☐ 1 day per week
- ☐ 2 days per week
- ☐ 3 days per week
- ☐ 4 days per week
- ☐ 5 days per week
- ☐ More than 5 days
- ☐ Don't Know

**SDT7 2-25.** For students who receive **standard** tutoring, approximately how long does the typical tutoring session last?

- ☐ Less than 30 minutes
- ☐ 30 to 45 minutes
- ☐ 46 minutes to 1 hour
- ☐ More than 1 hour
- ☐ Don't Know

**SDT8 2-26.** In which of the following subject areas do students in your school receive **standard** tutoring?

- ☐ Mathematics
- ☐ English/Language Arts (including Reading)
- ☐ Sciences (e.g., general science, biology, chemistry)
- ☐ Computer Science
- ☐ Social Studies/History
- ☐ Foreign Language(s)



**SDT9 2-27.** To what extent do you agree with the following statement: “My school is able to effectively provide **standard** tutoring to all students in need.”

- ☐ Strongly disagree
- ☐ Moderately disagree
- ☐ Neither agree nor disagree
- ☐ Moderately agree
- ☐ Strongly agree
- ☐ Don’t know

**SDT10 2-28.** Which of the following factors, if any, limit your school’s efforts to effectively provide **standard** tutoring to all students in need? *Select all that apply.*

- ☐ Cannot find staff to support standard tutoring
- ☐ Lack of funding to hire staff to support standard tutoring
- ☐ Time limitations (i.e., cannot find enough time to support standard tutoring)
- ☐ Space limitations (i.e., do not have the physical space to support standard tutoring)
- ☐ Lack of educational materials to support standard tutoring
- ☐ Other, please specify: \_\_\_\_\_
- ☐ We have not experienced any barriers to implementing standard tutoring
- ☐ Don’t know

**SDT11 2-29.** Which of the following sources of funding have been used to support **standard** tutoring during the 2023-24 school year? *Select all that apply.*

- ☐ COVID relief funds (ESSER I or ESSER II)
- ☐ American Rescue Plan Elementary and Secondary School Emergency Relief funds (ARP ESSER)
- ☐ Other federal grants or programs
- ☐ State grants or other state programs
- ☐ District or school financial funding
- ☐ Philanthropic support
- ☐ Partnerships or sponsorships with organizations
- ☐ Other, please specify: \_\_\_\_\_
- ☐ None of the above
- ☐ Don’t know

*The following items ask about **self-paced** tutoring at your school during the 2023-24 school year.*

*If your school offers multiple types of tutoring programs, we will ask about those programs separately later in the survey.*

**SPT2 2-30.** As of today, what percentage of students at your school have received **self-paced** tutoring during the 2023-24 school year?

- \_\_\_\_\_ % of students
- ☐ Don’t know

**SPT13a 2-31a.** Are any students **required** to participate in your school’s **self-paced** tutoring program?

- ☐ Yes
- ☐ No
- ☐ Don't Know

**SPT13b 2-31b.** For which of the following reasons are students **required** to participate in your school's **self-paced** tutoring program? *Select all that apply.* {Display if SPT13a = YES}

- ☐ Results from diagnostic or other assessment results
- ☐ Referral from teacher or staff
- ☐ Request from parent or caregiver
- ☐ Other, please specify: \_\_\_\_\_
- ☐ Don't know

**SPT3 2-32.** To the best of your knowledge, how does the percentage of students who receive **self-paced** tutoring compare to last school year (2022-23)?

- ☐ More students are receiving self-paced tutoring
- ☐ Fewer students are receiving self-paced tutoring
- ☐ About the same percentage of students are receiving self-paced tutoring
- ☐ No students participated in self-paced tutoring in the 2022-23 school year
- ☐ Don't Know

**SPT4a 2-33a.** To the best of your knowledge, have any of the following subgroups of students received **self-paced** tutoring more than others during the 2023-24 school year? *Select all that apply.*

- ☐ Students from particular racial/ethnic backgrounds (indicate in next item)
- ☐ English Learner (EL) or English as a Second Language (ESL) students
- ☐ Students with Individualized Education Programs (IEPs) or 504 plans
- ☐ Economically disadvantaged students (such as those that qualify for free or reduced-price lunch)
- ☐ Students experiencing homelessness
- ☐ Migrant students
- ☐ Students who are not receiving full-time in-person instruction
- ☐ Other, please specify: \_\_\_\_\_
- ☐ No subgroups have received more standard tutoring than others
- ☐ Don't Know

**SPT4b 2-33b.** Which of the following racial/ethnic student groups have received **self-paced** tutoring more than others? *Select all that apply.* {Display if SPT4a = "...particular racial/ethnic backgrounds"}

- ☐ American Indian or Alaska Native
- ☐ Asian
- ☐ Black or African American
- ☐ Hispanic/Latino
- ☐ Native Hawaiian or Other Pacific Islander
- ☐ Two or more races
- ☐ White

**SPT12 2-34.** Does your school use its student information system (or equivalent) to track students' participation in **self-paced** tutoring?

- ☐ Yes
- ☐ No
- ☐ Don't Know

**SPT5 2-35.** When do students at your school receive **self-paced** tutoring? *Select all that apply.*

- ☐ Before school
- ☐ After school
- ☐ During regular instruction periods, **through pull-out services**
- ☐ During regular instruction periods, **in the classroom**
- ☐ During “free periods” for students (e.g., portions of the day students do not have class, lunch/recess)
- ☐ Outside of the regular school week (e.g., Saturdays or Sundays)
- ☐ Other, please specify: \_\_\_\_\_
- ☐ Don’t know

**SPT6 2-36.** For students who receive **self-paced** tutoring, approximately how many days per week do they receive this type of tutoring?

- ☐ 1 day per week
- ☐ 2 days per week
- ☐ 3 days per week
- ☐ 4 days per week
- ☐ 5 days per week
- ☐ More than 5 days
- ☐ Don’t Know

**SPT7 2-37.** For students who receive **self-paced** tutoring, approximately how long does the typical tutoring session last?

- ☐ Less than 30 minutes
- ☐ 30 to 45 minutes
- ☐ 46 minutes to 1 hour
- ☐ More than 1 hour
- ☐ Don’t Know

**SPT8 2-38.** In which of the following subject areas do students in your school receive **self-paced** tutoring?

- ☐ Mathematics
- ☐ English/Language Arts (including Reading)
- ☐ Sciences (e.g., general science, biology, chemistry)
- ☐ Computer Science
- ☐ Social Studies/History
- ☐ Foreign Language(s)

**SPT9 2-39.** To what extent do you agree with the following statement: “My school is able to effectively provide **self-paced** tutoring to all students in need.”

- ☐ Strongly disagree
- ☐ Moderately disagree
- ☐ Neither agree nor disagree
- ☐ Moderately agree

- ☐ Strongly agree
- ☐ Don't know

**SPT10 2-40.** Which of the following factors, if any, limit your school's efforts to effectively provide **self-paced** tutoring to all students in need? *Select all that apply.*

- ☐ Cannot find materials or resources to support self-paced tutoring
- ☐ Lack of funding to obtain materials or resources to support self-paced tutoring
- ☐ Time limitations (i.e., cannot find enough time to support self-paced tutoring)
- ☐ Technology limitations (i.e., do not have the technological capability to support self-paced tutoring)
- ☐ Other, please specify: \_\_\_\_\_
- ☐ We have not experienced any barriers to implementing self-paced tutoring
- ☐ Don't know

**SPT11 2-41.** Which of the following sources of funding have been used to support **self-paced** tutoring during the 2023-24 school year? *Select all that apply.*

- ☐ COVID relief funds (ESSER I or ESSER II)
- ☐ American Rescue Plan Elementary and Secondary School Emergency Relief funds (ARP ESSER)
- ☐ Other federal grants or programs
- ☐ State grants or other state programs
- ☐ District or school financial funding
- ☐ Partnerships or sponsorships with organizations
- ☐ Philanthropic support
- ☐ Other, please specify: \_\_\_\_\_
- ☐ None of the above
- ☐ Don't know

*The following items ask about **on-demand online** tutoring at your school during the 2023-24 school year.*

*If your school offers multiple types of tutoring programs, we will ask about those programs separately later in the survey.*

**ODT2 2-42.** As of today, what percentage of students at your school have accessed **on-demand online** tutoring during the 2023-24 school year?

\_\_\_\_\_ % of students

- ☐ Don't know

**ODT13a 2-43a.** Are any students **required** to participate in your **on-demand online** tutoring program(s)?

- ☐ Yes
- ☐ No
- ☐ Don't Know

**ODT13b 2-43b.** For which of the following reasons are students **required** to participate in **on-demand online** tutoring program(s)? *Select all that apply.* {Display if OD13a = YES}

- ☐ Results from diagnostic or other assessment results
- ☐ Referral from teacher or staff
- ☐ Request from parent or caregiver
- ☐ Other, please specify: \_\_\_\_\_
- ☐ Don't know

**ODT3 2-44.** To the best of your knowledge, how does the percentage of students who access **on-demand online** tutoring compare to last school year (2022-23)?

- ☐ More students are receiving on-demand online tutoring
- ☐ Fewer students are receiving on-demand online tutoring
- ☐ About the same percentage of students are receiving on-demand online tutoring
- ☐ No students accessed on-demand online tutoring in the 2022-23 school year
- ☐ Don't Know

**ODT4a 2-45a.** To the best of your knowledge, have any of the following subgroups of students accessed **on-demand online** tutoring more than others during the 2023-24 school year? *Select all that apply.*

- ☐ Students from particular racial/ethnic backgrounds (indicate in next item)
- ☐ English Learner (EL) or English as a Second Language (ESL) students
- ☐ Students with Individualized Education Programs (IEPs) or 504 plans
- ☐ Economically disadvantaged students (such as those that qualify for free or reduced-price lunch)
- ☐ Students experiencing homelessness
- ☐ Migrant students
- ☐ Students who are not receiving full-time in-person instruction
- ☐ Other, please specify: \_\_\_\_\_
- ☐ No subgroups have received more standard tutoring than others
- ☐ Don't Know

**ODT4b 2-45b.** Which of the following racial/ethnic student groups have accessed **on-demand online** tutoring more than others? *Select all that apply.* {Display if ODT4a = "...particular racial/ethnic backgrounds"}

- ☐ American Indian or Alaska Native
- ☐ Asian
- ☐ Black or African American
- ☐ Hispanic/Latino
- ☐ Native Hawaiian or Other Pacific Islander
- ☐ Two or more races
- ☐ White

**ODT12 2-46.** Does your school use its student information system (or equivalent) to track students' participation in **on-demand online** tutoring?

- ☐ Yes
- ☐ No
- ☐ Don't Know

**ODT5 2-47.** When do students at your school access **on-demand online** tutoring? *Select all that apply.*

- ☐ Before school

- ☐ After school
- ☐ During regular instruction periods, **through pull-out services**
- ☐ During regular instruction periods, **in the classroom**
- ☐ During “free periods” for students (e.g., portions of the day students do not have class, lunch/recess)
- ☐ Outside of the regular school week (e.g., Saturdays or Sundays)
- ☐ Other, please specify: \_\_\_\_\_
- ☐ Don’t know

**ODT6 2-48.** For students who access **on-demand online** tutoring, approximately how many days per week do they access this type of tutoring?

- ☐ 1 day per week
- ☐ 2 days per week
- ☐ 3 days per week
- ☐ 4 days per week
- ☐ 5 days per week
- ☐ More than 5 days
- ☐ Don’t Know

**ODT7 2-49.** For students who access **on-demand online** tutoring, approximately how long does the typical tutoring session last?

- ☐ Less than 30 minutes
- ☐ 30 to 45 minutes
- ☐ 46 minutes to 1 hour
- ☐ More than 1 hour
- ☐ Don’t Know

**ODT8 2-50.** In which of the following subject areas do students in your school utilize **on-demand online** tutoring?

- ☐ Mathematics
- ☐ English/Language Arts (including Reading)
- ☐ Sciences (e.g., general science, biology, chemistry)
- ☐ Computer Science
- ☐ Social Studies/History
- ☐ Foreign Language(s)

**ODT9 2-51.** To what extent do you agree with the following statement: “My school is able to effectively provide access to **on-demand online** tutoring to all students in need.”

- ☐ Strongly disagree
- ☐ Moderately disagree
- ☐ Neither agree nor disagree
- ☐ Moderately agree
- ☐ Strongly agree
- ☐ Don’t know

**ODT10 2-52.** Which of the following factors, if any, limit your school's efforts to effectively provide access to **on-demand online** tutoring to all students in need? *Select all that apply.*

- ☐ Cannot find materials or resources to support on-demand online tutoring
- ☐ Lack of funding to obtain materials or resources to support on-demand online tutoring
- ☐ Time limitations (i.e., cannot find enough time to support on-demand online tutoring)
- ☐ Technology limitations (i.e., do not have the technological capability to support on-demand online tutoring)
- ☐ Other, please specify: \_\_\_\_\_
- ☐ We have not experienced any barriers to providing access to on-demand online tutoring
- ☐ Don't know

**ODT11 2-53.** Which of the following sources of funding have been used to support **on-demand online** tutoring during the 2023-24 school year? *Select all that apply.*

- ☐ COVID relief funds (ESSER I or ESSER II)
- ☐ American Rescue Plan Elementary and Secondary School Emergency Relief funds (ARP ESSER)
- ☐ Other federal grants or programs
- ☐ State grants or other state programs
- ☐ District or school financial funding
- ☐ Partnerships or sponsorships with organizations
- ☐ Philanthropic support
- ☐ Other, please specify: \_\_\_\_\_
- ☐ None of the above
- ☐ Don't know

**Tutoring2 2-54.** Do you provide training or professional development for those who provide the following types of tutoring provided at your school?

{Display if Tutoring_gate = "High-Dosage Tutoring" "Standard Tutoring" or "Other methods of tutoring"}	Yes	No	Don't Know
High-dosage tutoring			
Standard tutoring			
Other methods of tutoring			

**Tutoring3 2-55.** Does your school have plans to evaluate the effectiveness of your tutoring programs on improving student outcomes?

{Display based on Tutoring_gate responses}	Yes, we are developing a plan	Yes, we have implemented a plan we developed	No	Don't Know
High-dosage tutoring				
Standard tutoring				
Self-paced tutoring				
On-demand online tutoring				
Other methods of tutoring				



**Tutoring4 2-56.** How effective has each tutoring program been in improving student outcomes during this school year?

{Display based on Tutoring_gate responses}	Not at all effective	Slightly effective	Moderately Effective	Very Effective	Extremely Effective	Don't know
High-dosage tutoring						
Standard tutoring						
Self-paced tutoring						
On-demand online tutoring						
Other methods of tutoring						

**Tutoring6 2-57.** What criteria have you utilized to assess the effectiveness of your tutoring programs? *Select all that apply.*

{Display based on Tutoring_gate responses}	Changes in student report card grades	Changes in student standardized test scores	Changes in non- standardized test scores (such as benchmark assessments)	Teacher evaluations of student learning progress	Parent evaluations of student learning progress	Student evaluations of their own learning progress	Othe r	Don't know	No criteria were used to evaluate the effectiveness of this program
High-dosage tutoring									
Standard tutoring									
Self-paced tutoring									
On-demand online tutoring									
Other methods of tutoring									

**Tutoring\_more 2-58.** We'd like to learn more about your school's experiences **offering tutoring programs** during the 2023-24 school year. In the space below please share any other information you would like us to know on this topic.

*This item is optional.*

### Counts

**TEACHER0 3-1.** Please enter an approximate total teacher count for your school as of today.

Please enter the **number** of teachers, including full-time and part-time teachers.

\_\_\_\_\_ Total number of teachers

**STAFF0 3-2.** Please enter an approximate total non-teacher staff count for your school as of today.

Please enter the **number** of non-teaching staff, including full-time and part-time non-teachers.

\_\_\_\_\_ Total number of non-teaching staff

**ENROLLMENT0 3-3.** As of today, please enter your **total** student enrollment count.

Please enter the **number** of students.

\_\_\_\_\_ Total number of students

### Suggestions for Future Items

**FutCont 4-1.** We want to ensure we are continuing to collect information on topics that are relevant to the day-to-day functioning of U.S. public schools during the 2023-24 school year and beyond. In the space below, please share any other topics you believe are important for us to know as we continue this monthly survey collection.

*This item is optional.*

--

November 2023

## School Pulse Panel

## November 2023 Survey

## Food Services &amp; Supply Chains

**SchLun1 1-1.** As of today, how does your school provide students with breakfast and lunch?

- ☐ Students can participate in USDA School Meal programs (e.g., the National School Lunch Program, School Breakfast Program)
- ☐ Students can buy meals at school but not part of USDA School Meal programs
- ☐ All students must bring meals from home
- ☐ Don't Know

**SchLun2 1-2.** You indicated your school operates the USDA School Meal program. As of today, about what percentage of students in your school participate in these programs? {Display if SchLun1 = ...

PARTICIPATE IN USDA}

- ☐ 0% {If selected, no other food items are displayed}
- ☐ 1-25%
- ☐ 26-50%
- ☐ 51-75%
- ☐ 76-99%
- ☐ 100%
- ☐ Don't Know

**SchLun2b 1-2b.** How does this percentage of students you indicated in the previous item compare to the percentage of students that participated last year?

- ☐ It has decreased a lot
- ☐ It has decreased a little
- ☐ It is about the same
- ☐ It has increased a little
- ☐ It has increased a lot

**SchLun12 1-3.** For the 2023-24 school year, did your school collect household applications for free- or reduced-price school meals? {Display if SchLun1 = "Students can participate in USDA..." or "Students can buy meals..."}

- ☐ Yes
- ☐ No
- ☐ Don't Know

**SchLun3 1-4.** As of today, how does your school operate the school lunch and/or breakfast programs? {Display if SchLun1 = "Students can participate in USDA..." or "Students can buy meals..."}

- ☐ Community Eligibility Provision (CEP) or other special provision
- ☐ Other option through state or local initiative that offers all students free lunches and/or breakfasts
- ☐ Standard school meal program operations

- ☐ Partnerships or sponsorships with local food organizations
- ☐ Other, please specify: \_\_\_\_\_
- ☐ Don't Know

**SchLun6 1-5.** How easy or difficult has it been for your school to operate USDA School Meal programs during this school year (2023-24) compared to last school year (2022-23) {Display if SchLun1 = "Students can participate in USDA..." or "Students can buy meals..."}

- ☐ Much more difficult
- ☐ A little more difficult
- ☐ About the same
- ☐ A little easier
- ☐ Much easier

**SchLun13 1-6.** What, if any, challenges have your school experienced with school meal program operations during the 2023-24 school year? *Select all that apply.* {Display if SchLun1 = "Students can participate in USDA..." or "Students can buy meals..."}

- ☐ Decreased student participation **compared to last school year (2022-23)**
- ☐ Increased program costs
- ☐ School food service staffing shortages
- ☐ Challenges convincing parents to submit applications for free- or reduced-price meals
- ☐ Challenges processing applications for free- or reduced-price meals
- ☐ Challenges obtaining enough food, beverages and/or meal service supplies for students participating in the school meal programs
- ☐ Challenges serving specific types of foods that were planned to be on school meal program menus
- ☐ Difficulty maintaining compliance with meal pattern requirements
- ☐ Increased negative feedback or complaints about school meals from parents or students
- ☐ Other, please specify: \_\_\_\_\_
- ☐ Don't Know
- ☐ My school has not experienced any challenges with school meal program operations this year

**SchLun14 1-7.** As a result of the challenges you just indicated, have you had to make any of the adjustments listed below to the school meals programs? {Display if SchLun13 ≠ "My school has not experienced..." or SchLun13 ≠ Don't Know}

- ☐ Reducing menu options
- ☐ Increasing paid lunch prices
- ☐ Seeking external funding to cover excess costs of serving school meals
- ☐ Limiting service options (e.g., stopping breakfast in the classroom)
- ☐ No longer participating in National School Lunch Program
- ☐ No longer participating in School Breakfast Program
- ☐ No longer participating in other USDA child nutrition programs (e.g., afterschool snack programs)
- ☐ Other, please specify: \_\_\_\_\_
- ☐ Don't know
- ☐ We have not had to make any adjustments to our school meal program

**SchLun9 1-8.** What category(s) are you experiencing issues with procuring? *Select all that apply.* {Display if SchLun13 = “Challenges obtaining enough food...” selected}

- ☐ Fruits
- ☐ Vegetables
- ☐ Grains
- ☐ Whole Grain Rich items
- ☐ Milk
- ☐ Meat/Meat Alternates
- ☐ Low-sodium foods
- ☐ Meal service supplies (e.g., food trays)
- ☐ Other, please specify: \_\_\_\_\_
- ☐ Don't Know

**SchLun10 1-9.** Are the challenges you are experiencing with school meal program food due to any of the following? *Select all that apply.* {Display if SchLun13 if “Challenges serving specific types...” selected}

- ☐ Shipment delays
- ☐ Orders arriving with missing items, reduced quantities, or product substitutions
- ☐ Limited product availability
- ☐ Food or supply costs
- ☐ Labor shortages
- ☐ Limited or no vendors available
- ☐ Limited or restricted food delivery day or times
- ☐ Vendor surcharges or increased purchasing minimums
- ☐ Other, please specify: \_\_\_\_\_
- ☐ Don't Know

**SC1a 1-10a.** For which categories of items, if any, has your school experienced procurement challenges that appear to be the result of supply chain disruptions? *Select all that apply.*

- ☐ Food services
- ☐ Laptops and other electronic devices
- ☐ Books
- ☐ Paper, pens, markers, and other school supplies
- ☐ Office equipment and other appliances
- ☐ Cleaning products
- ☐ Furniture
- ☐ Automotive equipment
- ☐ Athletic gear and apparel
- ☐ We have no procurement issues that appear to be the result of supply chain disruptions

**SC1b 1-10b.** To what extent, if any, have these procurement challenges negatively impacted your school operations?

{Display based on responses to SC1a}	No negative impact	Limited negative impact	Moderate negative impact	Severe negative impact	Don't Know
Food services					
Laptops and other electronic devices					
Books					
Paper, pens, markers, and other school supplies					
Office equipment and other appliances					
Cleaning products					
Furniture					
Automotive equipment					
Athletic gear and apparel					

**SC2 1-11.** Which of the following, if any, have you experienced as a result of supply chain disruptions? *Select all that apply.*

- ☐ Had to reduce options available to students/staff (e.g., fewer menu items)
- ☐ Needed to identify alternate vendors for the same product(s)
- ☐ Purchased alternative product(s) (e.g., different brands) than originally intended
- ☐ Purchased lower volume than originally intended
- ☐ Needed to cancel order(s) altogether
- ☐ Temporarily operated without adequate equipment (e.g., insufficient laptops for all students)
- ☐ Had to cancel extracurricular activities
- ☐ Had to cancel classes
- ☐ Other, please specify: \_\_\_\_\_
- ☐ We have not experienced any issues related to supply chain disruptions

**SchLun11 1-12.** We'd like to learn more about schools' experiences **providing your students with breakfast and/or lunch and obtaining supplies.** In the space below, please share any information you would like us to know on this topic.

*This item is optional.*

## School Improvement Plans

*The following items are focused on school improvement plans. Some of these items may require assistance from staff at the district level to answer. Remember to enlist in assistance from staff to help with responding to items for which you may not know the answer.*

**SIP\_gate 2-1.** For the 2023-24 school year, has your school been identified by your state for any of the following support and improvement programs?

- ☐ Yes, for comprehensive support and improvement (whole school supports)
- ☐ Yes, for targeted or additional targeted support and improvement (certain student subgroups)
- ☐ No, my school has not been identified for any support or improvement programs
- ☐ Don't know

**SIP1 2-2.** For what reason was your school identified for comprehensive support and improvement (CSI)? `{display if SIP_gate = "Comprehensive..."}`

- ☐ Low performing (CSI)
- ☐ Low graduation rate (CSI-Grad)
- ☐ Student group (CSI-SG)
- ☐ Don't know

**SIP2 2-3.** Which of the following, if any, is your school prioritizing for your school improvement plan? `{Display if SIP_gate = Yes}`

- ☐ Curriculum, Assessment, or Instructional Materials – English Language Arts
- ☐ Curriculum, Assessment, or Instructional Materials – Math
- ☐ Curriculum, Assessment, or Instructional Materials – Special populations (e.g., English Learners and Students with Disabilities)
- ☐ Curriculum, Assessment, or Instructional Materials – Other
- ☐ Family or Community Engagement
- ☐ Educator Professional Development or Mentoring
- ☐ Instructional Technology
- ☐ School Climate and Culture
- ☐ School Leadership-
- ☐ Student Engagement
- ☐ Supplemental Instructional Services (e.g., Tutoring, Out-Of-School Time Programs, Summer Learning and Enrichment)
- ☐ Other, please specify: \_\_\_\_\_
- ☐ None of the above
- ☐ Don't know



**SIP3 2-4.** What resource inequities, if any, did your school identify to be addressed as part of your school improvement plans? {Display if SIP\_gate = Yes}

- ☐ Funding sources (e.g., funds received under specific Federal programs, State funds for school improvement activities)
- ☐ Staffing resources (e.g., distribution of effective, experienced, and in-field teachers; access to counselors, social workers, psychologists, librarians, and school nurses; school leadership; pupil-teacher ratios; professional development; staff compensation; staff attendance; staff turnover)
- ☐ Instructional resources (e.g., access to prekindergarten and early learning programs; access to rigorous coursework; access to high quality instructional materials; instructional time and type; access to career and technical education; access to instructional technology)
- ☐ Physical resources (e.g., facility condition; facility design; utilization of space; broadband)
- ☐ Other, please specify: \_\_\_\_\_
- ☐ Don't know
- ☐ We have not identified any resource inequities

**SIP\_more.** We'd like to learn more about schools' experiences **with school improvement plans**. In the space below, please share any information you would like us to know on this topic.

*This item is optional.*

## Absenteeism

**ABS7 3-1.** To the best of your knowledge, what is the average daily attendance at your school?

*Please enter a percentage value.*

- ☐ \_\_\_\_\_%
- ☐ Don't know

**ABS8.** At this point in the school year, how concerned are you with the following?

	Not concerned	Slightly concerned	Somewhat concerned	Moderately concerned	Extremely concerned
Student absences					
Teacher absences					
Non-teaching staff absences					
Obtaining substitute teachers					

**ABS9.** What strategies, if any, are you planning to implement or have implemented to decrease student absences at your school?

**ABS10.** What strategies, if any, are you planning to implement or have implemented to decrease teacher and non-teaching staff absences at your school?

**ABS6.** We'd like to learn more about schools' experiences with **student, teacher, and staff absences**. In the space below, please share any information you would like us to know on this topic.

*This item is optional.*

### Counts

**TEACHER0 3-1.** Please enter an approximate total teacher count for your school as of today.

Please enter the **number** of teachers, including full-time and part-time teachers.

\_\_\_\_\_ Total number of teachers

**STAFF0 3-2.** Please enter an approximate total non-teacher staff count for your school as of today.

Please enter the **number** of non-teaching staff, including full-time and part-time non-teachers.

\_\_\_\_\_ Total number of non-teaching staff

**ENROLLMENT0 3-3.** As of today, please enter your **total** student enrollment count.

Please enter the **number** of students.

\_\_\_\_\_ Total number of students

### Suggestions for Future Items

**FutCont 4-1.** We want to ensure we are continuing to collect information on topics that are relevant to the day-to-day functioning of U.S. public schools during the 2023-24 school year and beyond. In the space below, please share any other topics you believe are important for us to know as we continue this monthly survey collection.

*This item is optional.*

--

December 2023

## School Pulse Panel

## December 2023 Survey

### School Facilities

**Fac1 1-1.** Does your school have any of the following outdoor surfaces designated for play?

- ☐ Only landscape surfaces (e.g., fields, porous surfaces, woodchips)
- ☐ Only hardscape (e.g., asphalt, concrete)
- ☐ Both landscape and hardscape surfaces
- ☐ We have no outdoor surfaces designated for play

**Fac2 1-2.** Are outdoor play areas, including athletic fields and courts, available to the public outside of school hours or when school is not in session? *{Display if Fac1 ≠ We have no outdoor...}*

- ☐ Yes
- ☐ No
- ☐ Don't Know

**Fac3 1-3.** Please indicate which of the following athletic amenities, if any, your school has on-site.*Select all that apply.*

- ☐ All-purpose grass field (e.g., football field, soccer field, lacrosse field)
- ☐ All-purpose turf field (e.g., football field, soccer field, lacrosse field)
- ☐ Baseball/softball field
- ☐ Gymnasium (e.g., basketball court, volleyball court)
- ☐ Outdoor basketball court
- ☐ Outdoor volleyball court
- ☐ Indoor pool
- ☐ Outdoor pool
- ☐ Indoor tennis courts
- ☐ Outdoor tennis courts
- ☐ Indoor track
- ☐ Outdoor track
- ☐ Weight room
- ☐ Other, please specify: \_\_\_\_\_
- ☐ We have no athletic amenities on-site

**Fac4 1-4.** Does the school have an auditorium or cafetorium (mix of cafeteria and auditorium) on-site?

- ☐ Yes
- ☐ No
- ☐ Don't know

**Fac5 1-5.** Does the school have dedicated library space available?

- ☐ Yes
- ☐ No
- ☐ Don't know

**Fac6 1-6.** How many STEM (Science, Technology, Engineering, and Mathematics) labs are on your campus?*A STEM lab is a room or space dedicated to science, technology, and/or mathematic experiments and hands-on applications of these fields.*

\_\_\_\_\_ STEM labs

- o Don't know

**Fac7 1-7.** Are indoor school facilities (e.g., classrooms, gym, auditorium, etc.) available for the public to use (with permission) outside of school hours or when school is not in session?

- ☐ Yes
- ☐ No
- ☐ Don't Know

**Fac8 1-8.** Does your school have an outdoor space designed for teaching?

- ☐ Yes
- ☐ No
- ☐ Don't Know

**Fac9 1-9.** Is training for educators about teaching/learning outdoors available at least once per year?

- ☐ Yes
- ☐ No
- ☐ Don't know

**Fac10 1-10.** Does your school or district employ a dedicated groundskeeper position who works at least part time at your school?

- ☐ Yes
- ☐ No
- ☐ Don't know

**Fac11 1-11.** Does your school or district employ a school garden coordinator who works at least part-time at your school?

- ☐ Yes
- ☐ No
- ☐ This school does not have a garden
- ☐ Don't know

**Fac12 1-12.** Does your school have outdoor space designed for **student** gardening available?

- ☐ Yes
- ☐ No
- ☐ Don't know

**Fac13 1-13.** Do you have an Indoor Air Quality Coordinator at your school? This may be a school or district employee or an employee designated to serve in this role.

*An Indoor Air Quality Coordinator monitors air quality conditions at the school and is responsible for reporting air quality issues and complaints.*

- ☐ Yes
- ☐ No
- ☐ Don't Know

**Fac14 1-14.** Does your school have carbon **monoxide** alarms installed?

- ☐ Yes
- ☐ No
- ☐ Don't know

**Fac15 1-15.** Are carbon **dioxide** sensors installed in classrooms and other gathering spaces to monitor for effective ventilation?

- ☐ Yes
- ☐ No
- ☐ Don't Know

**Fac16 1-16.** Are there local exhaust systems installed at airborne contaminant sources (e.g., science labs, copy/printing facilities, chemical storage rooms)?

- ☐ Yes, at all airborne contaminant sources
- ☐ Yes, at some airborne contaminant sources
- ☐ No
- ☐ We do not have any airborne contaminant sources at this school
- ☐ Don't know

**Fac17 1-17.** Does the school have an anti-idling program in place, including signage and active monitoring, during pick-up and drop-off?

- ☐ Yes
- ☐ No
- ☐ Don't know

**Fac18 1-18.** Are the designated vehicle loading and unloading areas at least 25 feet from all building air intakes (including doors and windows)?

- ☐ Yes
- ☐ No
- ☐ We do not have designated loading and unloading areas at this school
- ☐ Don't know

**Fac19a 1-19a.** How many permanent buildings are in use at your school?

*Do NOT include sheds, storage warehouses, or other buildings that people do not typically occupy.*

\_\_\_\_\_ buildings

- ☐ None
- ☐ Don't know

**Fac19b 1-19b.** How many of these {Fill from Fac19a} **building(s)** have received green building certification from an external organization? {Display if Fac19a > 0}

*Green building certification verifies that a building has met environmental, energy, human health, and other standards in its design, construction, and performance.*

\_\_\_\_\_ buildings

- ☐ None
- ☐ Don't know

**Fac20a 1-20a.** How many non-permanent (portable) buildings are in use at your school?

*Do NOT include sheds, storage warehouses, or other buildings that people do not typically occupy.*

\_\_\_\_\_ buildings

- ☐ None
- ☐ Don't know

**Fac20b 1-20a.** How many of these {Fill from Fac20a} **non-permanent building(s)** have received green building certification from an external organization? {Display if Fac20a > 0}

*Green building certification verifies that a building has met environmental, energy, human health, and other standards in its design, construction, and performance.*

\_\_\_\_\_ buildings

- ☐ None
- ☐ Don't know

**Fac21 1-21.** In what year was your school's **main instructional building** constructed?

- ☐ Year: \_\_\_\_\_
- ☐ Don't know

**Fac22 1-22.** In what year was the last major renovation of the **main instructional building**?

- ☐ Year: \_\_\_\_\_
- ☐ The main instructional building has never undergone a major renovation
- ☐ Don't know

**Fac23 1-23.** In what year was the last major building replacement or addition made to this school?

- ☐ Year: \_\_\_\_\_
- ☐ The school has never had a major addition or replacement
- ☐ Don't know

**Fac24 1-24.** Is any major repair/renovation/modernization work currently being performed at this school?

- ☐ Yes
- ☐ No
- ☐ Don't know

**Fac\_more 1-25.** We'd like to learn more about schools' **building facilities and amenities**. In the space below, please share any information you would like us to know on this topic.

*This item is optional.*

--



## Learning Recovery (Planning Time & Parent Engagement)

**LSR1 2-1.** Are teachers at your school provided training in any of the following?

Select all that apply.

- ☐ Using **formative** assessments to inform instruction
- ☐ Using **diagnostic** assessments to inform instruction
- ☐ Using tailored accelerated instruction (i.e., using new, grade-level content to teach prior-grade concepts or skills)
- ☐ None of the above
- ☐ Don't know

**Plan1a 2-3a.** On average, how many **minutes** per week do your teachers have dedicated for planning?

Please enter '0' if teachers do not have any dedicated planning time during the week.

\_\_\_\_\_ average **minutes** per week

- ☐ Don't know

**Plan1b 2-3b.** On average, how many of these {fill from Plan1a} **minutes** do teachers spend planning individually and how many do they spend planning collaboratively? {Display if Plan1a > 0}

Please enter '0' if teachers do not have any dedicated planning time for either type of planning.

Average **minutes** per week for individual planning \_\_\_\_\_

Average **minutes** per week for collaborative planning \_\_\_\_\_

Total:

**Plan2a 2-4a.** On average, how many **times** per week do your teachers have dedicated for planning?

{Display if Plan1a > 0 }

\_\_\_\_\_ average **times** per week

- ☐ Don't know

**Plan2b 2-4b.** On average, how many of these {fill from Plan2a} **times** do teachers plan individually and how many times do they plan collaboratively? {Display if Plan1a > 0}

Please enter '0' if teachers do not have any dedicated planning time for either type of planning.

Average **times** per week for individual planning \_\_\_\_\_

Average **times** per week for collaborative planning \_\_\_\_\_

Total:

The next set of items ask about changes in planning time since the **2019-20** school year.

**Plan3a 2-5a.** To the best of your knowledge, has your school increased the amount of dedicated time teachers have for planning since the 2019-20 school year? {Display if Plan1a > 0}

- ☐ Yes
- ☐ No
- ☐ Don't know

**Plan3b 2-5b.** On average, how many **minutes** per week has planning time increased since the 2019-20 school year? {Display if Plan3a = yes}

\_\_\_\_\_ average **minutes** per week

- ☐ Don't know

**Plan3c 2-5c.** On average, how much of {Fill from Plan3b} **increased minutes** per week have been dedicated to individual planning and how many of the increased minutes have been dedicated to collaborative planning since the 2019-20 school year? {Display if Plan3b > 0}

Please enter '0' if teachers do not have any dedicated planning time for either type of planning.

Average **minutes** per week for individual planning \_\_\_\_\_

Average **minutes** per week for collaborative planning \_\_\_\_\_

Total:

**Staffing\_codec 2-6.** How many instructional coaches do you have working at your school?

\_\_\_\_\_ instructional coaches

☐ We have no instructional coaches

**Staffing\_co1dec 2-7.** Of the {fill based on Staffing\_codec} instructional coaches who work with teachers at your school, how many does your school have in the following areas? {Display if Staffing\_codec > 0}

Please enter '0' if you have no instructional coaches working in a particular subject area.

Literacy coaches \_\_\_\_\_

Math coaches \_\_\_\_\_

Other coaches \_\_\_\_\_

Total coaches

**Staffing\_co2dec 2-8.** How has the number of instructional coach positions at your school changed since the 2019-20 school year? {Display if Staffing\_codec > 0}

- ☐ We have added instructional coach positions
- ☐ We have lost instructional coach positions
- ☐ The number of instructional coach positions has remained the same
- ☐ We are a new school that did not exist during the 2019-20 school year
- ☐ Don't know

**Staffing\_co2adec 2-9a.** How many instructional coach positions **have you added** since the 2019-20 school year? {Display if Staffing\_co2dec = "We have added..."}  
\_\_\_\_\_ positions

**Staffing\_co2bdec 2-9b.** How many instructional coach positions **have you lost** since the 2019-20 school year? {Display if Staffing\_co2dec = "We have lost..."}  
\_\_\_\_\_ positions

**ParEng1 2-10.** Which of the following methods, if any, does your school use to engage with parents?

Select all that apply.

- ☐ Email
- ☐ Phone
- ☐ Web- or phone-based applications
- ☐ In-person meetings
- ☐ Parent-teacher associations or organizations
- ☐ At-home visits
- ☐ Other, please specify: \_\_\_\_\_
- ☐ None of the above
- ☐ Don't know

**LSR2 2-2.** Which of the following ways, if any, are parents informed about their child's learning progress, beyond report cards/summative assessments? *Select all that apply.*

- ☐ Teacher communications to the parents about areas in which the child is making progress or having difficulty
- ☐ Parent-teacher conferences
- ☐ Online systems where parents can access their child's grades on assignments, tests, etc.
- ☐ Other, please specify: \_\_\_\_\_
- ☐ Parents are not informed of their child's learning progress beyond report cards/summative assessments

**ParEng2 2-11.** Do you have a parent/family engagement specialist or outreach worker at your school? This may be a school or district employee or an employee designated to serve in this role.

- ☐ Yes
- ☐ No
- ☐ Don't know

**ParEng3a 2-12a.** Have you added new parent/family engagement positions since the 2019-20 school year?

- ☐ Yes
- ☐ No
- ☐ Don't know

**ParEng3b 2-12b.** Have COVID-relief funds (e.g., ESSER funds) been used to support these hires?

{Display if ParEng3a = Yes}

- ☐ Yes
- ☐ No
- ☐ Don't know

**ParEng4 2-13.** To the best of your knowledge, what percentage of students have had at least one parent or guardian participate in the following events during the 2023-24 school year?

	0-25%	26-50%	51-75%	76-100%	Not Applicable	Don't know
Open house or back-to-school night						
All regularly scheduled parent-teacher conferences						
Special subject-area events (e.g., science fair, concerts)						
Volunteered in the school as needed or on a regular basis						

**ParEng\_more 2-14.** We'd like to learn more about schools' **teacher planning time and strategies to engage parents**. In the space below, please share any information you would like us to know on this topic.

*This item is optional.*

## Counts

**TEACHER0 3-1.** Please enter an approximate total **teacher** count for your school as of today.

*Please enter the **number** of teachers, including full-time and part-time teachers.*

\_\_\_\_\_ total number of teachers

**STAFF0 3-2.** Please enter an approximate total **non-teacher staff** count for your school as of today.

*Please enter the **number** of non-teaching staff, including full-time and part-time non-teachers.*

\_\_\_\_\_ total number of non-teaching staff

**ENROLLMENT 3-3.** As of today, please enter your total **student** enrollment count.

*Please enter the **number** of students.*

\_\_\_\_\_ total number of students

## Suggestions for Future Items

**FutCont 4-1.** We want to ensure we are continuing to collect information on topics that are relevant to the day-to-day functioning of U.S. public schools during the 2023-24 school year and beyond. In the space below, please share any other topics you believe are important for us to know as we continue this monthly survey collection.

*This item is optional.*

--

January 2024

## School Pulse Panel

## January 2024 Survey

## College and Career Readiness

**CCR\_gate 1-1.** In which of the following grades does your school have students enrolled?

- ☐ Kindergarten
- ☐ 1st grade
- ☐ 2nd grade
- ☐ 3rd grade
- ☐ 4th grade
- ☐ 5th grade {Display AdvC and CCP items if 5th grade or above is selected}
- ☐ 6th grade
- ☐ 7th grade
- ☐ 8th grade
- ☐ 9th grade/Freshman
- ☐ 10th grade/Sophomore
- ☐ 11th grade/Junior
- ☐ 12th grade/Senior
- ☐ Ungraded

**AdvC1a 1-2a.** Does your school offer Advanced Placement (AP), Pre-Advanced Placement (Pre-AP), International Baccalaureate (IB), or dual enrollment courses?

- ☐ Yes
- ☐ No
- ☐ Don't Know
- ☐ This type of coursework is not applicable to students at my school

**AdvC1b 1-2b.** How many advanced courses are taught in your school? {Display if AdvC1a = Yes}

	Number of courses	We do not offer this program at our school	Don't know
Advanced Placement (AP)			
Pre-Advanced Placement (Pre-AP)			
International Baccalaureate (IB)			
Dual enrollment			

**AdvC1c 1-2c.** To the best of your knowledge, what percentage of students at your school are enrolled in advanced coursework?

{Display based on > 0 responses to AdvC1b}	Percentage of students	Don't know
Advanced Placement (AP)		
Pre-Advanced Placement (Pre-AP)		
International Baccalaureate (IB)		
Dual enrollment		

**AdvC1d 1-2d.** What percentage of students in each racial/ethnic group are enrolled in any advanced coursework?

- For example, if you have 50 Asian, non-Hispanic students at your school and 15 are enrolled in at least one AP course, enter 30.

- Do NOT enter a % sign; only enter a number in the box.

- If you do not have any students of a listed racial/ethnic group in your school, please leave that entry box blank.

{Display rows based on > 0 responses to AdvC1b}	American Indian or Alaska Native, Non-Hispanic	Asian, Non-Hispanic	Black or African American, Non-Hispanic	Hispanic or Latino, of any race	Native Hawaiian or Other Pacific Islander, Non-Hispanic	White, Non-Hispanic	Two or more races, Non-Hispanic	Don't know
Percentage enrolled in AP courses								
Percentage enrolled in Pre-AP courses								
Percentage enrolled in IB courses								
Percentage enrolled in dual enrollment								

**CCP1 1-3.** To the best of your knowledge, what percentage of students in your school participate in the following:

	Percentage of students	We do not offer this	Don't know
Work-based learning program			
Workforce credential training program			
Personalized learning plan			

**CCP2 1-4.** Does your school have a college and career readiness plan or goal?

- ☐ Yes
- ☐ No
- ☐ Don't know



**CCP3 1-5.** Using the responses below, fill in the sentence that best describes your school: “My school does a(n) \_\_\_\_\_ job preparing students for college.”

- ☐ Poor
- ☐ Fair
- ☐ Good
- ☐ Very good
- ☐ Excellent
- ☐ Not applicable

**CCP4 1-6.** Using the responses below, fill in the sentence that best describes your school: “My school does a(n) \_\_\_\_\_ job preparing students for the workforce.”

- ☐ Poor
- ☐ Fair
- ☐ Good
- ☐ Very good
- ☐ Excellent
- ☐ Not applicable

**CCP5 1-7.** Do graduation requirements at your school include college and career milestones?

- ☐ Yes
- ☐ No
- ☐ Don’t know
- ☐ Not applicable – my school does not graduate students from high school

**CCP6 1-8.** Are graduation requirements at your school aligned to public postsecondary admissions requirements?

- ☐ Yes
- ☐ No
- ☐ Don’t know
- ☐ Not applicable – my school does not graduate students from high school

**CCP7 1-9.** Does your school employ any of the following staff to support college and career readiness?  
*Select all that apply.*

- ☐ Work-based learning coordinator
- ☐ Career advisors
- ☐ Counselors
- ☐ Workforce intermediary
- ☐ Other, please specify: \_\_\_\_\_
- ☐ We do not employ any staff to support college and career readiness
- ☐ Don’t know
- ☐ Not applicable

**CCP8 1-10.** Does your school offer career and technical education?

- ☐ Yes
- ☐ No



- ☐ Don't know
- ☐ Not applicable

**CCP9 1-11.** To what degree does your school counseling office use your students' college and career readiness data to inform their work and outreach to students and their families?

- ☐ Never
- ☐ Rarely
- ☐ Sometimes
- ☐ Often
- ☐ Always
- ☐ Don't know
- ☐ Not applicable

**CCP\_more 1-12.** We'd like to learn more about schools' experiences with **college and career readiness**. In the space below, please share any information you would like us to know on this topic.

*This item is optional.*

---

## World and Dual Language Programs

**Lang1 2-1.** Which, if any, of the following languages are taught as independent classes at your school?

Select all that apply.

- |   |  |
|---|--|
| <input type="radio"/> American Sign Language (ASL)    | <input type="radio"/> Korean                       |
| <input type="radio"/> Arabic                          | <input type="radio"/> Latin                        |
| <input type="radio"/> Chinese (Mandarin or Cantonese) | <input type="radio"/> Portuguese                   |
| <input type="radio"/> Dutch                           | <input type="radio"/> Russian                      |
| <input type="radio"/> French                          | <input type="radio"/> Spanish                      |
| <input type="radio"/> German                          | <input type="radio"/> Turkish                      |
| <input type="radio"/> Hindi                           | <input type="radio"/> Other, please specify: _____ |
| <input type="radio"/> Italian                         | <input type="radio"/> None of the above            |
| <input type="radio"/> Japanese                        | <input type="radio"/> Don't know                   |

**Lang2 2-2.** Approximately how many students are enrolled in these classes?

{Display based on answers to Lang1}	Number of students enrolled	Don't know
American Sign Language (ASL)		
Arabic		
Chinese (Mandarin or Cantonese)		
Dutch		
French		
German		
Hindi		
Italian		
Japanese		
Korean		
Latin		
Portuguese		
Russian		
Spanish		
Turkish		
Other		

**Lang3 2-3.** Which of the following best describes how these classes are taught at your school? *Select all that apply.*

{Display based on answers to Lang1}	Traditional Classroom	Dual language (two-way) immersion	Immersion	Online	Hybrid	Don't know
ASL						
Arabic						
Chinese						
Dutch						
French						
German						
Hindi						
Italian						
Japanese						
Korean						
Latin						
Portuguese						
Russian						
Spanish						
Turkish						
Other						

**Lang4 2-4.** Do you offer these classes in collaboration with any of the following? *Select all that apply.*

{Display based on answers to Lang1}	A local high school	Community college	University campus	Heritage community school	No collaborations for this class	Don't know
ASL						
Arabic						
Chinese						
Dutch						
French						
German						
Hindi						
Italian						
Japanese						
Korean						
Latin						
Portuguese						
Russian						
Spanish						
Turkish						
Other						



**Dual\_gate 2-5.** Which of the following, if any, types of dual language programs does your school offer?

Select all that apply.

- ☐ **Developmental Program** (also known as a maintenance program): dual language program that enrolls primarily students who are native speakers of the partner language
- ☐ **Two-way Immersion Program** (also known as a bilingual program): dual language program that enrolls a balance of native English speakers and native speakers of the partner language
- ☐ **One-way Immersion Program** (also known as a foreign language program): dual language program that enrolls primarily native English speakers
- ☐ **Heritage Language Program**: dual language program that mainly enrolls students who are dominant in English, but whose parents, grandparents, or other ancestors spoke the partner language
- ☐ **None** of the programs listed above are offered at my school {Do not display Dual items if selected}

**Dual1 2-6.** What percentage of students at your school are in the dual language program?

\_\_\_\_\_ percent of students

- ☐ Don't know

**Dual2 2-7.** Do you require that educators in your school's dual language program are certified to teach in these programs?

- ☐ Yes
- ☐ No
- ☐ Don't know

**Dual3 2-8.** Does your school offer a seal of biliteracy?

*The Seal of Biliteracy is an award given by a school, district, or state in recognition of students who have studied and attained proficiency in two or more languages by high school graduation.*

- ☐ Yes
- ☐ No
- ☐ Don't know

**Dual4 2-9.** Which of the following partner languages are used in your school's dual language program(s)? Select all that apply.

- |   |  |
|---|--|
| <input type="radio"/> American Sign Language (ASL)    | <input type="radio"/> Other, please specify: _____ |
| <input type="radio"/> Arabic                          | <input type="radio"/> None of the above            |
| <input type="radio"/> Chinese (Mandarin or Cantonese) | <input type="radio"/> Don't know                   |
| <input type="radio"/> Dutch                           |  |
| <input type="radio"/> French                          |  |
| <input type="radio"/> German                          |  |
| <input type="radio"/> Hindi                           |  |
| <input type="radio"/> Italian                         |  |
| <input type="radio"/> Japanese                        |  |
| <input type="radio"/> Korean                          |  |
| <input type="radio"/> Latin                           |  |
| <input type="radio"/> Portuguese                      |  |
| <input type="radio"/> Russian                         |  |
| <input type="radio"/> Spanish                         |  |
| <input type="radio"/> Turkish                         |  |

**Dual5 2-10.** Does your school have a shortage of English Learner (EL) or English as a Second Language (ESL) instructors?

- ☐ Yes
- ☐ No
- ☐ Don't know
- ☐ We do not have any EL or ESL students that necessitate an EL/ESL instructor

**Dual\_more 2-11.** We'd like to learn more about schools' experiences with **world and dual language programs**. In the space below, please share any information you would like us to know on this topic.  
*This item is optional.*

--

## Principal Autonomy

**PAut1 3-1.** How much ACTUAL influence does the principal at your school have on decisions concerning the following activities at this school?

	No influence	Minor influence	Moderate influence	Major influence	Not Applicable	Don't know
Setting performance standards for students						
Establishing curriculum						
Determining the content of in-service professional development programs for teachers						
Evaluating teachers						
Hiring new full-time teachers						
Setting discipline policy						
Deciding how your school budget will be spent						

**PAut\_more 3-2.** We'd like to learn more about how much influence the school principal has on decisions concerning activities at your school. In the space below, please share any information you would like us to know on this topic.

*This item is optional.*

--



## Crime and Safety (Security Officers and Staff Training)

For the next set of items, use the following definitions:

**Sworn Law Enforcement Officer (SLEO):** an individual who ordinarily carries a firearm and a badge, has full arrest powers, and is paid from governmental funds.

**School Resource Officer (SRO):** A sworn law enforcement officer with arrest authority, **who has specialized training** and is assigned to **work in collaboration with school organizations**; all SROs are SLEOs, but not all SLEOs are SROs.

**Security Officer:** an individual who works to maintain safety and security at school but is NOT a SLEO and does not have the same authority as SLEOs (e.g., cannot make arrests).

---

**CS6a 4-1a.** During 2023-24 school year, does your school have any sworn law enforcement officers (SLEOs), including School Resource Officers (SROs), present at your school at least once a week?

*Do NOT include security officers who are not sworn law enforcement officers.*

- ☐ Yes
- ☐ No
- ☐ Don't know

**CS6b 4-1b.** Are SLEOs (including SROs) present at least once a week in or around your school at the following times? *{Display if CS6a = YES}*

*Do NOT include security officers who are not sworn law enforcement officers.*

	Yes	No	Don't know
While students are arriving or leaving			
At selected school activities (e.g., athletic and social events, open houses)			
When school or school activities are not occurring			

**CS6c 4-1c.** Do any of the SLEOs (including SROs) at your school routinely: *{Display if CS6a = YES}*

*Do NOT include security officers who are not sworn law enforcement officers.*

	Yes	No	Don't know
Carry physical restraints (e.g., handcuffs, tasers)			
Carry chemical aerosol sprays (e.g., Mace, pepper spray)			
Carry a firearm			
Wear a body camera			

**CS6d 4-1d.** Do these SLEOs (including SROs) participate in the following activities at your school?

{Display if CS6a = YES}

*Do NOT include security officers who are not sworn law enforcement officers.*

	Yes	No	Don't know
Monitoring student behavior			
Maintaining student discipline			
Recording or reporting discipline problems to school authorities			
Mentoring students			
Teaching a law-related education course or training students (e.g., drug-related education, criminal law, or crime prevention courses)			
Training teachers and staff in school safety or crime prevention			
Providing information to school authorities about the legal definitions of behavior for recording or reporting purposes (e.g., defining "assault" for school authorities)			
Emergency management (i.e., developing and implementing comprehensive safety plans and strategies in consultation with other first responders and school administrators)			
Identifying problems in the school and proactively seeking solutions to those problems			
Motor vehicle traffic control			
Security enforcement and patrol			

**CS6e 4-1e.** During the 2023-24 school year, does your school or district have any formalized policies or written documents (e.g., Memorandum of Understanding, Memorandum of Agreement), that outline the roles, responsibilities, and expectations of SLEOs (including SROs) at school? {Display if CS6a = YES}

- ☐ Yes
- ☐ No
- ☐ Don't know

**CS6ee 4-1f.** Do these formalized policies or written documents include language defining the role of SLEOs (including SROs) at school in the following areas? {Display if CS6a & CS6e= YES}

	Yes	No	Don't know
Student discipline			
Use of physical restraints (e.g., handcuffs, Tasers) or chemical aerosol sprays (e.g., Mace, pepper spray)			
Use of firearms			
Making arrests on school grounds			
Reporting of criminal offenses to a law enforcement agency			

Continue using these definitions as you respond to the next set of items:

**Sworn Law Enforcement Officer (SLEO):** an individual who ordinarily carries a firearm and a badge, has full arrest powers, and is paid from governmental funds.

**School Resource Officer (SRO):** A sworn law enforcement officer with arrest authority, **who has specialized training** and is assigned to **work in collaboration with school organizations**; all SROs are SLEOs, but not all SLEOs are SROs.

**Security Officer:** an individual who works to maintain safety and security at school but is NOT a SLEO and does not have the same authority as SLEOs (e.g., cannot make arrests).

---

**CS7a 4-2a.** How many of the following security personnel are present at your school at least once a week?

*If an officer works full-time across various schools in the district, please count the officer as “part-time” for your school.*

*If your school does not have any officers present at your school at least once a week, enter 0.*

- ☐ **Full-time** School Resource Officer: \_\_\_\_\_
- ☐ **Part-time** School Resource Officer: \_\_\_\_\_
- ☐ **Full-time** sworn law enforcement officer (NOT a School Resource Officer): \_\_\_\_\_
- ☐ **Part-time** sworn law enforcement officer (NOT a School Resource Officer): \_\_\_\_\_
- ☐ **Full-time** security officer: \_\_\_\_\_
- ☐ **Part-time** security officer: \_\_\_\_\_

**CS7b 4-2b.** To what extent do you agree or disagree with the following statement: “The **School Resource Officer(s)** at my school make(s) a positive impact on our school community.” {Display if CS7a Full- or Part-time SROs > 0}

- ☐ Strongly Disagree
- ☐ Somewhat Disagree
- ☐ Neither Agree nor Disagree
- ☐ Somewhat Agree
- ☐ Strongly Agree
- ☐ Don’t know

**CS7c 4-2c.** To what extent do you agree or disagree with the following statement: “The **sworn law enforcement officer(s)** at my school make(s) a positive impact on our school community.” {Display if CS7a Full- or Part-time sworn law enforcement officer > 0}

- ☐ Strongly Disagree
- ☐ Somewhat Disagree
- ☐ Neither Agree nor Disagree
- ☐ Somewhat Agree
- ☐ Strongly Agree
- ☐ Don’t know

**CS7d 4-2d.** To what extent do you agree or disagree with the following statement: “The **security officer(s)** at my school make(s) a positive impact on our school community.” {Display if CS7a Full- or Part-time security officer > 0}

- ☐ Strongly Disagree
- ☐ Somewhat Disagree
- ☐ Neither Agree nor Disagree

- ☐ Somewhat Agree
- ☐ Strongly Agree
- ☐ Don't know

**CS8 4-3.** Aside from SLEOs (including SROs) or other security officers or personnel who carry firearms, during the 2023-24 school year, are there any staff at your school who legally carry a firearm on school property?

- ☐ Yes
- ☐ No
- ☐ Don't know

**CS9 4-4.** During the 2023–24 school year, has your school or school district provided (or will they provide) any of the following trainings for classroom teachers or aides at this school?

	Yes	No	Don't Know
Classroom management for teachers			
School-wide discipline policies and practices related to violence			
School-wide discipline policies and practices related to cyberbullying			
School-wide discipline policies and practices related to bullying other than cyberbullying			
School-wide discipline policies and practices related to alcohol and/or drug use			
Safety procedures (e.g., how to handle emergencies)			
Recognizing early warning signs of students likely to exhibit violent behavior			
Recognizing signs of self-harm or suicidal tendencies			
Intervention and referral strategies for students displaying signs of mental health disorders (e.g., depression, mood disorders, ADHD)			
Recognizing physical, social, and verbal bullying behaviors			
Recognizing signs of students using/abusing alcohol and/or drugs			
Positive behavioral intervention strategies			
Crisis prevention and intervention			
Recognizing or responding to behaviors involving bias or hate crimes against traditionally marginalized groups			
Diversity, equity, and inclusion (DEI)			

**CS10 4-5.** To what extent, if any, do the following factors limit your school's efforts to reduce or prevent disruptive behavioral issues, including crimes, from occurring on school grounds?

	Limits in a major way	Limits in a minor way	Does not limit
Lack of or inadequate teacher training in classroom management			
Lack of or inadequate alternative placement or programs for disruptive students			
Likelihood of complaints from parents			
Lack of teacher support for school policies			

Lack of parental support for school policies			
Teachers' fear of student retaliation			
Fear of litigation			
Inadequate funds			
Inconsistent application of school policies by faculty or staff			

**CS11 4-6.** During the 2023-24 school year, does your school allow for the use of the following disciplinary actions?

	Yes	No	Don't know
Removal with no continuing school services for at least the remainder of the school year			
Removal with school-provided tutoring/home instruction for at least the remainder of the school year			
Transfer to an alternative school for disciplinary reasons			
Transfer to another regular school for disciplinary reasons			
Out-of-school suspension or removal for less than the remainder of the school year with <b>NO</b> curriculum or services provided			
Out-of-school suspension or removal for less than the remainder of the school year with curriculum or services <b>provided</b>			
Referral to a school counselor			
Assignment to a program (during school hours) designed to reduce disciplinary problems			
Assignment to a program (outside of school hours) designed to reduce disciplinary problems			
Loss of school bus privileges due to misbehavior			
Corporal punishment			
Placement on school probation with consequences if another incident occurs			
Detention and/or Saturday school			
Loss of student privileges			
Requirement of participation in community service			

**CS12 4-7.** We'd like to learn more about what schools are experiencing with regard to school crime and safety. In the space below, please share any other information you would like us to know about **school safety and discipline** at your school.

*This item is optional.*

## Counts

**TEACHER0 5-1.** Please enter an approximate total **teacher** count for your school as of today.

*Please enter the **number** of teachers, including full-time and part-time teachers.*

\_\_\_\_\_ total number of teachers

**STAFF0 5-2.** Please enter an approximate total non-teacher staff count for your school as of today.

*Please enter the **number** of non-teaching staff, including full-time and part-time non-teachers.*

\_\_\_\_\_ total number of non-teaching staff

**ENROLLMENT0 5-3.** As of today, please enter your total student enrollment count.

*Please enter the **number** of students.*

\_\_\_\_\_ total number of students

## Respondent

**Resp1 6-1.** Are you the principal (or equivalent role) of { NAME}?

- ☐ Yes
- ☐ No

## Suggestions for Future Items

**FutCont 7-1.** We want to ensure we are continuing to collect information on topics that are relevant to the day-to-day functioning of U.S. public schools during the 2023-24 school year and beyond. In the space below, please share any other topics you believe are important for us to know as we continue this monthly survey collection.

*This item is optional.*

--

February 2024

## School Pulse Panel

## February 2024 Survey

### Concerns

**ParCon24 1-1.** How many **parents/guardians**, if any, have expressed concerns about the following during the 2023-24 school year?

	I have not heard this concern expressed by parents/guardians	Only one or two parents/guardians have expressed this concern	Several parents/guardians have expressed this concern	Many parents/guardians have expressed this concern
The school's ability to meet their child's academic needs				
The school's ability to meet their child's developmental needs (e.g., speech development, behavioral development)				
Threats or acts of violence by other students in the school				
Bullying and/or cyberbullying				
Their child's mental health				
Reliable transportation to and from school				
The availability of extra-curricular activities for their children				
The availability of academic assistance and/or enrichment offerings <b>outside</b> of regular school hours (e.g., after-school programs, summer programs)				
The availability of academic assistance offerings <b>during</b> regular school hours (e.g., tutoring, pull-out services)				
Issues related to staffing shortages (e.g., increased class sizes, disruptions or reductions in student services)				
Quality of communication				



from the school				
School curriculum				

**Confilter. 1-2** Are you the principal, assistant/vice principal, or some other similar position, at your school?

- ☐ Yes, principal or similar position
- ☐ Yes, assistant/vice principal or similar position
- ☐ No, please specify: \_\_\_\_\_

**AdmnCon24 1-3.** What level of concern do YOU have about the following issues during the 2023-24 school year? {Display if Confilter ≠ No}

	No concern	Slightly concerned	Somewhat concerned	Moderately concerned	Extremely concerned
Students meeting academic standards					
Students meeting developmental milestones (e.g., speech development, behavioral development)					
Threats or acts of violence by students in the school					
Bullying and/or cyberbullying					
The mental health of STUDENTS at your school					
Reliable transportation to and from school for students					
The availability of extra-curricular activities for students					
The availability of academic assistance and/or enrichment offerings <b>outside</b> of regular school hours (e.g., after-school programs, summer programs)					
The availability of academic assistance offerings <b>during</b> regular school hours (e.g., tutoring, pull-out services)					
Issues related to staffing shortages (e.g., increased class sizes, staff doing work outside their intended duties)					
The mental health of TEACHERS or STAFF at your school					
YOUR own mental health					
The influence of individuals or groups outside of your school or district on school curriculum					

**Con24\_more 1-4.** We'd like to learn more about the concerns you have heard around your school during the 2023-24 school year. In the space below, please share any other information you would like us to know on this topic.

*This item is optional.*

--

## Social and Emotional Skills

**SEC1 2-1.** To what extent do you agree or disagree with the following statements related to the development of students' social and emotional skills at your school:

*During the 2023-24 school year...*

	Strongly disagree	Somewhat disagree	Neither agree nor disagree	Somewhat agree	Strongly agree	Don't know
My school provides teachers with the support and resources to integrate students' social and emotional skills into academic content instruction						
Most teachers at my school integrate social and emotional concepts into their academic lesson plans						
Most teachers at my school dedicate time for students to practice social and emotional skills						
The culture at my school supports the development of students' social and emotional skills in school						
Parents/guardians of our students support the development of students' social and emotional skills in school						
My school's disciplinary practices reinforce students' social and emotional skills						
We seek input from families about how to best meet their students' social and emotional needs						

**SECfc\_gate 2-2.** Does your school use a formal curriculum designed to support the development of student's social and emotional skills?

- ☐ Yes
- ☐ No
- ☐ Don't know

**SECfc1 2-3.** To the best of your knowledge, approximately what percentage of **teachers** at your school have received professional development or training to implement this curriculum to support students' social and emotional skills? {Display if SECfc\_gate = Yes}

\_\_\_\_\_ percent of teachers

- ☐ Don't know



**SECfc2 2-4.** To the best of your knowledge, approximately what percentage of **teachers** at your school use the same language and practices described by this curriculum to support students' social and emotional skills? {Display if SECfc1 > 0}

\_\_\_\_\_ percent of teachers

- ☐ Don't know

**SECfc3 2-5.** To the best of your knowledge, approximately what percentage of **non-teaching staff** at your school have received professional development or training to implement this curriculum to support students' social and emotional skills? {Display if SECfc\_gate = Yes}

Non-teaching staff include positions like school administrators, lunch/recess monitors, bus drivers, etc.

\_\_\_\_\_ percent of non-teaching staff

- ☐ Don't know

**SECfc4 2-6.** To the best of your knowledge, approximately what percentage of **non-teaching staff** at your school use the same language and practices described by this curriculum to support students' social and emotional skills? {Display if SECf3 > 0}

Non-teaching staff include positions like school administrators, lunch/recess monitors, bus drivers, etc.

\_\_\_\_\_ percent of non-teaching staff

- ☐ Don't know

**SECfc5 2-7.** How effective has your school's social and emotional skills curriculum been at improving student outcomes? {Display if SECfc\_gate = Yes}

- ☐ Not at all effective
- ☐ Slightly effective
- ☐ Moderately effective
- ☐ Very effective
- ☐ Extremely effective
- ☐ Don't know

**SECfc6 2-8.** What barriers, if any, has your school experienced in implementing its social and emotional skills curriculum? {Display if SECfc\_gate = Yes}

- ☐ Curriculum is too burdensome for teachers to implement completely
- ☐ Time limitations
- ☐ Lack of teacher support for the curriculum
- ☐ Lack of materials and resources
- ☐ Lack of funding
- ☐ Lack of parental/guardian support for the curriculum
- ☐ Lack of district-level support for the curriculum
- ☐ Other, please specify: \_\_\_\_\_
- ☐ We have not experienced any barriers implementing our social and emotional competencies curriculum
- ☐ Don't know

**SECfc7 2-9.** Which of the following are reasons why your school has not implemented a formal curriculum designed to support the development of students' social and emotional skills? {Display if SECfc\_gate = No}

- ☐ Implementing a formal curriculum is not a priority for our school
- ☐ Restrictions on what can be included in our curriculum
- ☐ Time limitations
- ☐ Lack of teacher support for the curriculum
- ☐ Lack of materials and resources
- ☐ Lack of funding
- ☐ Lack of parental/guardian support for the curriculum
- ☐ Lack of district-level support for the curriculum
- ☐ Other, please specify: \_\_\_\_\_
- ☐ Don't know

**SEC\_more 2-10.** We'd like to learn more about schools' social and emotional learning practices during the 2023-24 school year. In the space below, please share any other information you would like us to know on this topic.

*This item is optional.*

## State Assessment Perceptions

**SA\_math 3-1.** Does your school participate in state-mandated testing for mathematics?

- ☐ Yes
- ☐ No

**SA1 3-2.** To what extent do you agree or disagree with the following statements related to the main state-mandated **mathematics** test that your students will be given during the 2023-24 school year? {Display if SA\_math = Yes}

	Strongly disagree	Somewhat disagree	Neither agree nor disagree	Somewhat agree	Strongly agree	Don't know
Results from state-mandated mathematics tests will provide useful data to inform classroom instruction						
I support use of the current statewide tests to measure student mastery of state mathematics standards						
The work we will do to prepare our students for the state-mandated mathematics test will take time away from other more important classroom work						
The state-mandated mathematics test will not accurately measure the ability of students with IEPs						
The state-mandated mathematics test will not accurately measure the ability of English Learner (EL/ELL/ESL) students						

**SA2 3-3.** What impact, if any, do you think the COVID-19 pandemic and its lingering effects will have on your students' performance on state-mandated mathematics testing **this school year**? {Display if SA\_math = Yes}

- ☐ No negative impact
- ☐ Small negative impact
- ☐ Moderate negative impact
- ☐ Large negative impact
- ☐ Don't know



**SA\_ELA 3-4.** Does your school participate in state-mandated testing for English language arts (ELA) and literacy?

- ☐ Yes
- ☐ No

**SA3 3-5.** To what extent do you agree or disagree with the following statements related to the main state-mandated **ELA/literacy** test that your students will be given during the 2023-24 school year? {Display if SA\_ELA = Yes}

	Strongly disagree	Somewhat disagree	Neither agree nor disagree	Somewhat agree	Strongly agree	Don't know
Results from state-mandated ELA/literacy tests will provide useful data to inform classroom instruction						
I support use of the current statewide tests to measure student mastery of state ELA/literacy standards						
The work we will do to prepare our students for the state-mandated ELA/literacy test will take time away from other more important classroom work						
The state-mandated ELA/literacy test will not accurately measure the ability of students with IEPs						
The state-mandated ELA/literacy test will not accurately measure the ability of English Learner (EL/ELL/ESL) students						

**SA4 3-6.** What impact, if any, do you think the COVID-19 pandemic and its lingering effects will have on your students' performance on state-mandated ELA/literacy testing **this school year**? {Display if SA\_ELA = Yes}

- ☐ No negative impact
- ☐ Small negative impact
- ☐ Moderate negative impact
- ☐ Large negative impact
- ☐ Don't know

**SA\_more 3-7.** We'd like to learn more about schools' experiences with state assessments. In the space below, please share any other information you would like us to know on this topic. {Display if SA\_math OR SA\_ELA = Yes}

*This item is optional.*

## Counts

**TEACHER0 4-1.** Please enter an approximate total **teacher** count for your school as of today.

*Please enter the **number** of teachers, including full-time and part-time teachers.*

\_\_\_\_\_ total number of teachers

**STAFF0 4-2.** Please enter an approximate total non-teacher staff count for your school as of today.

*Please enter the **number** of non-teaching staff, including full-time and part-time non-teachers.*

\_\_\_\_\_ total number of non-teaching staff

**ENROLLMENT0 4-3.** As of today, please enter your total student enrollment count.

*Please enter the **number** of students.*

\_\_\_\_\_ total number of students

## Suggestions for Future Items

**FutCont 5-1.** We want to ensure we are continuing to collect information on topics that are relevant to the day-to-day functioning of U.S. public schools during the 2023-24 school year and beyond. In the space below, please share any other topics you believe are important for us to know as we continue this monthly survey collection.

*This item is optional.*

March 2024

## School Pulse Panel

## March 2024 Survey

### Mental Health and Well-Being

**MH\_ly 1-1a.** Did you work at [SCHOOL NAME] prior to this school year?

- ☐ Yes
- ☐ No

*The following items focus on mental health services provided to **STUDENTS** during the 2023-24 school year.*

**MH1 1-1b.** During the 2023-24 school year, which of the following, if any, school-based mental health services have been provided to STUDENTS? *Select all that apply.*

- ☐ Outreach (e.g., a screening of all students for mental health concerns)
- ☐ Case management (e.g., identifying and coordinating mental health support for individual students)
- ☐ Needs assessment (e.g., evaluating the gaps in resources for an individual student's well-being)
- ☐ Individual-based intervention (e.g., providing one-on-one counseling or therapy to student)
- ☐ Group-based intervention (e.g., providing services to a group of students who are all seeking help for the same issue)
- ☐ Family-based intervention (e.g., providing resources to caregivers for supporting their student's health)
- ☐ Telehealth delivery (e.g., meeting between mental service provider and students via video or phone at school)
- ☐ External referrals (e.g., referring students to mental health professionals outside of school)
- ☐ Other, please specify: \_\_\_\_\_
- ☐ We have not provided any school-based mental health services during the 2023-24 school year

**MH22 1-2.** Approximately what percentage of students at your school utilize **school-based** mental health services? {Display if MH1 ≠ "We have not provided any..."}

\_\_\_\_\_ percent of students

**MH2 1-3.** Who provides the formal mental health services offered at your school? *Select all that apply.*

{Display if MH1 ≠ "We have not provided any..."}

- ☐ School- or district-employed licensed mental health professional (e.g., school psychologist, social worker)
- ☐ School counselor (e.g., academic or general counselor)
- ☐ School nurse
- ☐ Outside practice or program that provides services at your school (e.g., university programs, contracted services)
- ☐ Other, please specify: \_\_\_\_\_

**MH23a 1-4a.** Did your school implement any changes to the daily or yearly academic calendar in order to mitigate potential mental health issues for students and staff during the COVID-19 pandemic (school years 2020-21 through 2022-23)? {Display if MH1y = Yes}

*Include actions like designating time during the school day to focus on mental wellness and adding designated days off for students and staff to focus on their mental health. Please do not include changes due to physical health concerns.*

- ☐ Yes
- ☐ No

**MH23b 1-4b.** For the 2023-24 school year, are you still implementing any of these actions? {Display if MH23a = Yes}

- ☐ Yes, these changes have become part of our regular daily or yearly academic calendar
- ☐ Yes, but we have reduced the amount of time or number of days dedicated to mitigating mental health concerns
- ☐ No, our daily or yearly academic calendar has reverted back to the pre-COVID era

**MH24 1-5.** During the 2023-24 school year, has your school done (or will it do) any of the following to support students' social/emotional/mental well-being? *Select all that apply.*

- ☐ Created new positions to support student social/emotional/mental well-being
- ☐ Encouraged existing staff to support student social/emotional/mental well-being
- ☐ Added student classes to support social/emotional/mental well-being
- ☐ Created or expanded a program to support student social/emotional/mental well-being
- ☐ Offered guest speakers to support student social/emotional/mental well-being
- ☐ Offered professional development to train teachers to support student social/emotional/mental well-being
- ☐ Held assemblies to support student social/emotional/mental well-being
- ☐ Created community events and partnerships to support student social/emotional/mental well-being
- ☐ Other, please specify: \_\_\_\_\_
- ☐ We have not implemented any practices or procedures designed to support student social/emotional/mental well-being

**MH12a 1-6.** To what extent do you agree or disagree with the following statement: "My school is able to effectively provide mental health services to all students in need."

- ☐ Strongly disagree
- ☐ Moderately disagree
- ☐ Neither agree nor disagree
- ☐ Moderately agree
- ☐ Strongly agree

**MH12b 1-7.** Which of the following factors, if any, limit your school's efforts to effectively provide mental health services to all students in need? *Select all that apply.*

- ☐ Inadequate access to licensed mental health professionals
- ☐ Insufficient mental health professional staff coverage to manage caseload
- ☐ Inadequate funding
- ☐ Potential legal issues for school or district (e.g., malpractice, insufficient supervision, confidentiality)
- ☐ Concerns about reactions from parents
- ☐ Lack of community support for providing mental health services to students in your school
- ☐ Requirements that the school pay for the mental health services
- ☐ Reluctance among school staff to label students with mental health disorders to avoid stigmatizing the child
- ☐ Other, please specify: \_\_\_\_\_
- ☐ My school has not experienced any limitations to effectively providing mental health services to all students in need

**MH25 1-8.** For the 2023-24 school year, which of the following sources of funding, if any, have been used to support mental health services for students? *Select all that apply.*

- ☐ Federal grants or other federal programs
- ☐ State grants or other state programs
- ☐ District or school financial funding
- ☐ Partnerships or sponsorships with organizations
- ☐ Other, please specify: \_\_\_\_\_
- ☐ None of the above
- ☐ Don't know

**MH26 1-9.** In which of the following areas related to accessing/utilizing federal funds for student support services, if any, has your school experienced challenges? *Select all that apply.* {display if MH25= "federal grants or..."}

- ☐ Grant execution
- ☐ Distribution of funds
- ☐ Documentation of funds usage
- ☐ Needs analysis
- ☐ Other, please specify: \_\_\_\_\_
- ☐ We have not experienced any challenges in these areas
- ☐ Don't know

*The following items focus on mental health services provided to **STUDENTS compared to last school year (2022-23).***

**MH27 1-10.** Compared to last school year (2022-23), how has the percentage of students who have sought school-based mental health services changed? {Display if MH1y = Yes}

- ☐ It has decreased a lot
- ☐ It has decreased a little
- ☐ It has remained the same
- ☐ It has increased a little
- ☐ It has increased a lot

**MH28 1-11.** Compared to last school year (2022-23), how has the amount of school-based mental health services **provided** to students changed? {Display if MHly = Yes}

- ☐ It has decreased a lot
- ☐ It has decreased a little
- ☐ It has remained the same
- ☐ It has increased a little
- ☐ It has increased a lot

**MH29 1-12.** Compared to last school year (2022-23), how has the percentage of staff expressing concerns with students exhibiting depression, anxiety, trauma, or emotional dysregulation/disturbance changed? {Display if MHly = Yes}

- ☐ It has decreased a lot
- ☐ It has decreased a little
- ☐ It has remained the same
- ☐ It has increased a little
- ☐ It has increased a lot

*The following items focus on mental health services provided to **STAFF** during the 2023-24 school year.*

**MH30 1-13.** During the 2023-24 school year, which of the following, if any, mental health services are available to **staff**? *Select all that apply.*

- ☐ Group-based or peer support interventions
- ☐ Referrals to mental health services outside of school
- ☐ Mental health-related professional development
- ☐ Regular staff self-assessments
- ☐ Proactive outreach to staff members
- ☐ Employee assistance programs (EAPs) that have a mental health component
- ☐ Other, please specify: \_\_\_\_\_
- ☐ There are no mental health services available for staff

**MH31 1-14.** For the 2023-24 school year, which of the following sources of funding, if any, have been used to support mental health services for staff? *Select all that apply.*

- ☐ Federal grants or other federal programs
- ☐ State grants or other state programs
- ☐ District or school financial funding
- ☐ Partnerships or sponsorships with organizations

- ☐ Other, please specify: \_\_\_\_\_
- ☐ None of the above
- ☐ Don't know

*The following items focus on mental health services available to **STAFF compared to the last school year (2022-23)**.*

**MH32 1-15.** Compared to last school year (2022-23), how has the amount of mental health services available to staff changed? *{Display if MHly = Yes}*

- ☐ It has decreased a lot
- ☐ It has decreased a little
- ☐ It has remained the same
- ☐ It has increased a little
- ☐ It has increased a lot

**MH33 1-16.** Compared to last school year (2022-23), how has the percentage of staff expressing concerns with themselves or their colleagues exhibiting depression, anxiety, trauma, or emotional dysregulation/disturbance changed? *{Display if MHly = Yes}*

- ☐ It has decreased a lot
- ☐ It has decreased a little
- ☐ It has remained the same
- ☐ It has increased a little
- ☐ It has increased a lot

**MH\_more 1-17.** We'd like to learn more about schools' experiences with **student and staff mental health during the 2023-24 school year**. In the space below, please share any other information you would like us to know on this topic.

*This item is optional.*

## Traumatic Brain Injuries

**TBI1 2-1.** Does your school or district have a concussion or other traumatic brain injury (TBI) policy?

- ☐ Yes
- ☐ No

**TBI2 2-2.** Does your school or district policy include information on how to support students in the classroom and with classwork after a concussion or other TBI? {Display if TBI1 = Yes}

- ☐ Yes
- ☐ No
- ☐ Don't know

**TBI3 2-3.** Does your school or district policy apply if a student gets a concussion or other TBI **outside** of school or school-sponsored activities (e.g., an athletic event)? {Display if TBI1 = Yes}

- ☐ Yes
- ☐ No
- ☐ Don't know

**TBI4 2-4.** Does your school or district policy require school staff to receive training on supporting students in the classroom after they have sustained a concussion or other TBI? {Display if TBI1 = Yes}

- ☐ Yes
- ☐ No
- ☐ Don't know

**TBI5 2-5.** Does your school or district policy require school staff who are NOT involved in athletic activities or physical education to receive training on working with students who have sustained a concussion or other TBI? {Display if TBI1 = Yes}

- ☐ Yes
- ☐ No
- ☐ Don't know

**TBI6 2-6.** Does your school or district policy require that there be at least one person who is trained on supporting students in the classroom after a concussion or other TBI? {Display if TBI1 = Yes}

- ☐ Yes
- ☐ No
- ☐ Don't know

**TBI7 2-7.** How familiar are you with your school or district policy on concussions or other TBIs? {Display if TBI1 = Yes}

- ☐ Not at all familiar
- ☐ Slightly familiar
- ☐ Somewhat familiar
- ☐ Moderately familiar
- ☐ Extremely familiar





**TBI8 2-8.** Does your school have at least one person who is trained on how to help students adjust back into classroom activities after a concussion or other TBI?

- ☐ Yes
- ☐ No

**TBI9 2-9.** To the best of your knowledge, are there staff at your school who **could be** trained and serve as the point person to support students in the classroom after a concussion or other TBI?

- ☐ Yes
- ☐ No

**TBI10 2-10.** To the best of your knowledge, how much interest is there among staff at your school to learn more about concussions or other TBIs and supporting students in the classroom following this injury?

- ☐ No interest
- ☐ Slight interest
- ☐ Moderate interest
- ☐ A lot of interest

**TBI11 2-11.** During the 2023-24 school year, has your school had to support **any** students returning to the classroom after sustaining a concussion or other TBI?

- ☐ Yes
- ☐ No

**TB\_more 2-12.** We'd like to learn more about **how schools handle instances of concussions or other traumatic brain injuries**. In the space below, please share any other information you would like us to know about this topic.

*This item is optional.*

## Staffing (Upcoming Hiring Cycle)

**SV2 3-1.** Before the start of the **next school year (2024-25)**, do you anticipate that your school will need to fill any of the following teaching positions?

	Yes, we will have vacancies in this area	No, we will be fully staffed in this area	This position is not offered at my school	Don't know
General Elementary				
Special Education				
English or language arts				
Social studies				
Computer science				
Mathematics				
Biology or life sciences				
Physical sciences (e.g., chemistry, physics, earth sciences)				
English as a Second Language (ESL) or bilingual education				
Foreign languages				
Music or arts				
Career or technical education				
Physical education or health				

**SV2a 3-2a.** How many vacancies will you need to fill in these areas?

{Rows display based on answers to SV2}	Number of vacancies
General Elementary	
Special Education	
English or language arts	
Social studies	
Computer science	
Mathematics	
Biology or life sciences	
Physical sciences (e.g., chemistry, physics, earth sciences)	
English as a Second Language (ESL) or bilingual education	
Foreign languages	
Music or arts	
Career or technical education	
Physical education or health	



**SV3 3-3.** Before the start of the **next school year (2024-25)**, will your school need to fill any of the following non-teaching staff positions?

	Yes, we will have vacancies in this area	No, we will be fully staffed in this area	This position is not offered at my school	Don't know
Mental health professional (e.g., psychologist, social worker)				
Medical professional (e.g., nurse, nurse's aide)				
Administrative staff				
Technology specialist				
Transportation staff				
Custodial staff				
Nutrition staff (e.g., food preparation, cafeteria workers)				
Academic Counselor				
Academic Interventionist				
Tutors				
Instructional Coaches				
Classroom aides				

**SV3a 3-3a.** How many vacancies will you need to fill in these areas?

{Rows populate based answers in SV3}	Number of vacancies
Mental health professional (e.g., psychologist, social worker)	
Medical professional (e.g., nurse, nurse's aide)	
Administrative staff	
Technology specialist	
Transportation staff	
Custodial staff	
Nutrition staff (e.g., food preparation, cafeteria workers)	
Academic Counselor	
Academic Interventionist	
Tutors	
Instructional Coaches	
Classroom aides	

**SV3\_more\_alt 3-4.** We'd like to learn more about what schools are experiencing related to staffing. In the space below, please share any other information you would like us to know about how you have dealt with **teaching and staff vacancies**.

*This item is optional.*

--

## Counts

**TEACHER0 4-1.** Please enter an approximate total **teacher** count for your school as of today.  
*Please enter the **number** of teachers, including full-time and part-time teachers.*

\_\_\_\_\_ total number of teachers

**STAFF0 4-2.** Please enter an approximate total non-teacher staff count for your school as of today.  
*Please enter the **number** of non-teaching staff, including full-time and part-time non-teachers.*

\_\_\_\_\_ total number of non-teaching staff

**ENROLLMENT0 4-3.** As of today, please enter your total student enrollment count.  
*Please enter the **number** of students.*

\_\_\_\_\_ total number of students

## Suggestions for Future Items

**FutCont 5-1.** We want to ensure we are continuing to collect information on topics that are relevant to the day-to-day functioning of U.S. public schools during the 2023-24 school year and beyond. In the space below, please share any other topics you believe are important for us to know as we continue this monthly survey collection.

*This item is optional.*

--

April 2024

## School Pulse Panel

April 2024

### Transportation

**Tran\_gate 1-1.** Please indicate which of the following modes of transportation are available for your students to travel to and from school.

	Yes, this mode of transportation is available to our students	No, this mode of transportation is not available to our students
By school bus		
By public transportation (e.g., subway, metro, city bus)		
By bike, scooter, skateboard, or other similar means		
By walking to school		
By being dropped off/picked up by car		
By driving their own car		
Other, please specify: _____		

**Tran1 1-2.** On a typical school day, approximately what percentage of your students travel to and from school using the following modes of transportation? {Display responses based on Tran\_gate = Yes}

*If a student takes multiple modes of transportation during their commute, count only the mode of transportation they spend the most time on when estimating percentages. For example, if a student rides the subway for 25 minutes and then walks the last 5 minutes to get to school, count them in the "By public transportation" estimate.*

*Percentages must add up to 100%*

- By school bus \_\_\_\_\_%
- By public transportation (e.g., subway, metro, city bus) \_\_\_\_\_%
- By bike, scooter, skateboard, or other similar means \_\_\_\_\_%
- By walking to school \_\_\_\_\_%
- By being dropped off/picked up by car \_\_\_\_\_%
- By driving their own car \_\_\_\_\_%
- Other \_\_\_\_\_%

**Tran2 1-3.** Are there sidewalks on the streets immediately surrounding your school?

- ☐ Yes, on all streets
- ☐ Yes, on some streets
- ☐ No

**Tran3 1-4.** Are there school zones in the area immediately surrounding your school?



- ☐ Yes
- ☐ No

**Tran4a 1-5a.** Is there a crossing guard(s) working on the streets immediately surrounding your school?

- ☐ Yes
- ☐ No

**Tran4b 1-5b.** When is there a crossing guard(s) available to assist students? *{Display if Tran4a = Yes}*

- ☐ Every day before AND after school
- ☐ Every day only before school
- ☐ Every day only after school
- ☐ Some days before AND after school
- ☐ Some days only before school
- ☐ Some days only after school
- ☐ Other, please specify: \_\_\_\_\_

**Tran5 1-6.** Are there traffic-calming measures (e.g., speed bumps, speed tables) on the streets immediately surrounding your school?

- ☐ Yes, on all streets
- ☐ Yes, on some streets
- ☐ No

**Tran6 1-7.** Are there bike lanes on the streets immediately surrounding your school?

- ☐ Yes, on all streets
- ☐ Yes, on some streets
- ☐ No

**Tran7a 1-8a.** Is bicycle parking (e.g., bike racks) available on your school grounds?

- ☐ Yes
- ☐ No

**Tran7b 1-8b.** Is the bicycle parking at your school adequate to accommodate the number of people who bike to your school? *{Display if Tran7a = Yes}*

- ☐ Yes
- ☐ No

**Tran7c 1-8c.** Which of the following types of bicycle parking are available at your school? *Select all that apply.* *{Display if Tran7a = Yes}*

- ☐ Bicycle racks that are mounted into the ground
- ☐ Bicycle racks that are mounted into the wall
- ☐ Bicycle lockers
- ☐ Other, please specify: \_\_\_\_\_

**Tran8 1-9.** Please indicate whether PARENTS/GUARDIANS have reported the following as barriers to their children walking, biking, or using other non-automotive means to commute to school.

	Yes	No
Lack of safety measures (e.g., sidewalks, crossing guards) on the commute to school		
Distance from home to school		
Traffic conditions on the commute		
Weather		
Crime around school		
Child's age		
Other, please specify: _____		

**Tran9 1-10.** To what extent do you agree or disagree with the following statement: "Traffic patterns around my school pose a threat to my students' physical safety while commuting to school."

- ☐ Strongly disagree
- ☐ Moderately disagree
- ☐ Neither agree nor disagree
- ☐ Moderately agree
- ☐ Strongly agree

**Tran10 1-11.** To what extent do you agree or disagree with the following statement: "Crime around my school poses a threat to my students' physical safety while commuting to school."

- ☐ Strongly disagree
- ☐ Moderately disagree
- ☐ Neither agree nor disagree
- ☐ Moderately agree
- ☐ Strongly agree

**Tran\_more 1-12.** We'd like to learn more about how students get to and from your school during the 2023-24 school year. In the space below, please share any other information you would like us to know about this topic.

*This item is optional.*

## School Preparedness and Safety Procedures

**Prep1 2-1.** How often does your school update its emergency operations plan (EOP)?

- ☐ Never
- ☐ Only after an emergency occurs
- ☐ Every few years
- ☐ Annually
- ☐ Twice a year
- ☐ More than twice a year

**Prep2 2-2.** How often does your school collaborate with local public/private health agencies to evaluate the school's emergency prevention measures?

- ☐ Never
- ☐ Only after an emergency occurs
- ☐ Every few years
- ☐ Annually
- ☐ Twice a year
- ☐ More than twice a year

**Prep3 2-3.** How often do you send communications to parents about emergency operations plans?

- ☐ Never
- ☐ Annually
- ☐ Monthly
- ☐ Twice a month
- ☐ Weekly

**Prep4 2-4.** Please indicate whether your school receives input from any of the following local community partners regarding your emergency operation plan.

	Yes	No
Healthcare providers (e.g., local physicians, nurses)		
Law enforcement groups (e.g., local police or bureau of investigation)		
Local or state department of health representatives		
Local media groups		
Local emergency management services		
Local social services providers		
Other, please specify: _____		

**Prep5 2-5.** Does your school website include a page where parents/guardians can review the school's emergency operations plan, response protocols, and/or procedures?

- ☐ Yes
- ☐ No



**Prep6 2-6.** Does your school have a dedicated person who is responsible for coordinating and managing emergency preparedness?

- ☐ Yes
- ☐ No

**CS3 2-7a.** Does your school have a written plan (e.g., emergency operations plans (EOP)) that describes procedures to be performed in the following scenarios?

	Yes	No
Active Shooter		
Natural disasters (e.g., earthquakes, tornadoes)		
Hostages		
Bomb threats or incidents		
Chemical, biological, or radiological threats or incidents (e.g., release of mustard gas, anthrax, smallpox, or radioactive materials)		
Suicide threats or incidents		
Pandemic disease		
Post-crisis reunification of students with their families		

**CS3a 2-7b.** How often does your school review each of the following written plans with staff?

{Display rows CS3a selections}	Never	Only after an emergency	Every few years	Annually	Twice a year	More than twice a year
Active Shooter						
Natural disasters (e.g., earthquakes, tornadoes)						
Hostages						
Bomb threats or incidents						
Chemical, biological, or radiological threats or incidents (e.g., release of mustard gas, anthrax, smallpox, or radioactive materials)						
Suicide threats or incidents						
Pandemic disease						
Post-crisis reunification of students with their families						

**CS4a 2-8a.** During the 2023-24 school year, has your school drilled (or will it drill) students on the use of the following emergency procedures or drills?

	Yes	No
Evacuation (i.e., students and staff are required to leave the building due to an incident)		

Lockdown (i.e., securing the school building and grounds during incidents that pose an immediate threat of violence)		
Shelter-in-place (i.e., students and staff are required to remain indoors because it is safer inside the building or a room than outside)		
Active assailant drill (i.e., a real-time simulation of someone on campus who poses a serious threat of violence)		

**CS4b 2-8b.** How often does (or will) your school drill students in these emergency procedures?

{Display based on responses to CS4a}	Every other school year or less frequently	Once a school year	Twice a school year	3-5 times a school year	6 – 8 times a school year	Nine or more times a school year
Evacuation (i.e., students and staff are required to leave the building due to an incident)						
Lockdown (i.e., securing the school building and grounds during incidents that pose an immediate threat of violence)						
Shelter-in-place (i.e., students and staff are required to remain indoors because it is safer inside the building or a room than outside)						
Active assailant drill (i.e., a real-time simulation of someone on campus who poses a serious threat of violence)						

**CS13 2-9.** How prepared do you feel your school is to deal with the following emergency events?

	Very prepared	Somewhat prepared	Somewhat unprepared	Very unprepared
Active shooters				
Active armed individuals with a weapon other than a firearm				
Intruders (e.g., unauthorized persons entering the premises)				
Shooting threats (e.g., in-person verbal threats, threats made via social media)				
Bomb threats or incidents				
Suicide threats or incidents				
Pandemic diseases				
Natural disasters (e.g., earthquakes, tornadoes, hurricanes, floods, wildfires)				



Inclement weather (e.g., extreme heat, snowstorms, ice storms)				
Chemical or industrial hazards (e.g., industrial plant explosions, hazardous materials within or outside of the school, gas leaks)				
Utility or systems failures (e.g., power or water outages, air conditioning outages)				

**CS1 2-10.** During the 2023-24 school year, is it a practice at your school to do the following?

	Yes	No
Require visitors to sign or check in and wear badges		
Control access to school buildings during school hours (e.g., locked or monitored doors, loading docks)		
Control access to school grounds during school hours (e.g., locked or monitored gates)		
Equip classrooms with locks so that doors can be locked from the inside		
Close the campus for most or all students during lunch		
Have “panic button(s)” or silent alarm(s) that directly connect to law enforcement in the event of an incident		
Provide an electronic notification system that notifies parents in case of a school-wide emergency		
Require faculty and staff to wear badges or picture IDs		
Use one or more security cameras to monitor the school		
Provide two-way radios to all or select staff		
Require metal detector checks on all or most students every day		
Perform random metal detector checks on students		
Perform one or more random sweeps (e.g., locker checks, dog sniffs) for contraband (e.g., drugs or weapons)		
Require students to wear uniforms		
Enforce a strict dress code		
Require clear book bags or ban book bags on school grounds		
Provide a structured anonymous or confidential threat reporting system (e.g., tip line, online submission, telephone hotline, or written submission via drop box)		
Require students to wear badges or picture IDs		
Prohibit non-academic use of cell phones or smartphones during school hours		

**CS5a 2-11a.** During the 2023–24 school year, does your school have a behavioral threat assessment team or any other formal group of persons to identify students who might be a potential risk for violent or harmful behavior (toward themselves or others)?

- ☐ Yes
- ☐ No

**CS5b 2-11b.** Have any students been found to be a potential risk for violent or harmful behavior (toward themselves or others)? {Display if CS5a = YES}

	Yes	No
Toward themselves		
Toward others		

**CS\_more 2-12.** We'd like to learn more about you school's emergency preparedness and safety procedures for the 2023-24 school year. In the space below, please share any other information you would like us to know about this topic.

*This item is optional.*

--

May 2024

## School Pulse Panel

May 2024

### Student Behavior

**SB2\_24 1-1.** To what extent do you agree or disagree with the following statement:

“The COVID-19 pandemic and its lingering effects continue to negatively impact the behavioral development of students at my school.”

- ☐ Strongly disagree
- ☐ Disagree
- ☐ Neither agree nor disagree
- ☐ Agree
- ☐ Strongly agree

**SB3\_24 1-2.** To what extent do you agree or disagree with the following statement:

“The COVID-19 pandemic and its lingering effects continue to negatively impact the socioemotional development of students at my school.”

- ☐ Strongly disagree
- ☐ Disagree
- ☐ Neither agree nor disagree
- ☐ Agree
- ☐ Strongly agree

**SB11\_24 1-3.** Compared to your typical behavioral expectations for students in their grade, please indicate how MOST students in each grade or grade equivalent at your school behaved during this school year.

	We do not enroll students in this grade	Behaved worse than expected	Behaved as expected	Behaved better than expected
Kindergarten				
1 <sup>st</sup> grade				
2 <sup>nd</sup> grade				
3 <sup>rd</sup> grade				
4 <sup>th</sup> grade				
5 <sup>th</sup> grade				
6 <sup>th</sup> grade				
7 <sup>th</sup> grade				
8 <sup>th</sup> grade				
9 <sup>th</sup> grade				

10 <sup>th</sup> grade				
11 <sup>th</sup> grade				
12 <sup>th</sup> grade				

**SB8 1-4.** To the best of your knowledge, how often did the following types of student behaviors occur at your school during the 2023-24 school year?

	Happened daily	Happened at least one a week	Happened at least once a month	Happened on occasion	Never happened
Physical attacks or fights between students					
Threats of physical attacks or fights between students					
Bullying					
Distribution, possession, or use of illegal drugs					
Distribution, possession, or use of alcohol					
Distribution, possession, or use of tobacco products (cigarettes, vapes, e-cigarettes)					
Vandalism					

**SB9 1-5.** To the best of your knowledge, how often did the following student behaviors directed at teachers or staff occur at your school during the 2023-24 school year?

	Happened daily	Happened at least one a week	Happened at least once a month	Happened on occasion	Never happened
Student threats to injure a teacher or staff member					
Student physical attacks of a teacher or staff member					
Student verbal abuse of teachers or staff members					
Student acts of disrespect towards teachers or staff members other than verbal abuse					

**CS14 1-6.** To the best of your knowledge, thinking about how problems that can occur anywhere (both at your school and away from school), how often does cyberbullying among students who attend your school occur?

- ☐ Happens daily
- ☐ Happens at least once a week
- ☐ Happens at least once a month
- ☐ Happens on occasion
- ☐ Never happens

The next two items will ask you about how certain student behaviors have impacted 1) teacher and staff morale and then 2) student learning at your school during the 2023-24 school year.

**SB10 1-7.** To what extent, if any, have the following student behaviors negatively impacted **teacher and staff morale** at your school this year?

	No negative impact	Limited negative impact	Moderate negative impact	Severe negative impact
Students cutting class				
Student tardiness				
Use of cell phones, computers and other electronic devices when not permitted				
Students being disruptive <b>outside</b> of the classroom (e.g., yelling or running in the hallways, lunchroom)				
Students being disruptive <b>in the classroom</b> (e.g., calling out, talking to others during instruction, getting out of seat when not allowed, leaving classroom)				
Lack of focus or inattention from students				
Students having trouble working with partners or in small groups				
Students not doing individual work				
Students being <b>academically</b> unprepared for school (e.g., not doing homework, not bringing necessary supplies)				
Students being <b>physically</b> unprepared for school (e.g., lack of sleep, not eating before school)				

**SB11 1-8.** To what extent, if any, have the following student behaviors negatively impacted **learning** at your school this year?

	No negative impact	Limited negative impact	Moderate negative impact	Severe negative impact
Students cutting class				
Student tardiness				
Use of cell phones, computers and other electronic devices when not permitted				
Students being disruptive <b>outside</b> of the classroom (e.g., yelling or running in the hallways, lunchroom)				
Students being disruptive <b>in the classroom</b> (e.g., calling out, talking to others during instruction, getting out of seat when not allowed, leaving classroom)				
Lack of focus or inattention from students				
Students having trouble working with partners or in small groups				
Students not doing individual work				

Students being <b>academically</b> unprepared for school (e.g., not doing homework, not bringing necessary supplies)				
Students being <b>physically</b> unprepared for school (e.g., lack of sleep, not eating before school)				



**CS2 1-9.** As of today, have any of the following contraband items been confiscated from students at your school during the 2023-24 school year?

	Yes	No
Firearms		
Explosive devices		
Tasers or stun guns		
Knives or other sharp objects that are used as a weapon		
Blunt objects that can be used as weapon (e.g., brass knuckles)		
Aerosol sprays (e.g., Mace, pepper spray)		
Other weapons		
Illegal drugs or drug paraphernalia		
Prescription drugs		
Alcohol		
Tobacco products or paraphernalia (e.g., cigarettes, vaping products)		

**SB6 1-10.** Does your school need more of any of the following to better support student behavior and development? *Select all that apply.*

- More training on classroom management strategies
- More training on supporting students' socioemotional development
- More teachers and/or staff need to be hired
- More support for student and/or staff mental health
- Other, please specify \_\_\_\_\_
- None of the above

**SB\_more 1-11.** We'd like to learn more about schools' experiences with **student behavior and discipline**. In the space below, please share any information you would like us to know on this topic.

## Tutoring

**Tutoring gate 2-1.** At any time during this school year, which of the following types of tutoring, if any, were students at your school provided? *Select all that apply.*

- ☐ **High-dosage tutoring** (also known as evidence-based or high-quality tutoring): A method of tutoring in which the same student(s) receive(s) tutoring:
  - three or more times per week
  - for at least 30 minutes per session,
  - in sessions that are one-on-one or with small groups,
  - that is provided by educators or well-trained tutors who have received specific training in tutoring practices,
  - that aligns with evidence-based core curriculum or programs, AND
  - is NOT drop-in homework help {display HDT items if selected}
- ☐ **Standard tutoring:** A less intensive method of tutoring in which the same student(s) receive(s) tutoring:
  - any number of times per week OR on an as-needed (drop-in) basis
  - in sessions with no minimum length of time
  - in sessions that may be one-on-one or involve any number of other students, and
  - that is provided by educators who may or may not have received specific training in tutoring practices {display SDT items if selected}
- ☐ **Self-paced tutoring:** A method of tutoring in which a student works on their own, typically online, where they are provided guided instruction that allows them to move on to new material after displaying mastery of content. {display SPT items if selected}
- ☐ **On-demand online tutoring:** A method of tutoring in which a school partners with or contracts out services to an external online tutoring program or company that offers 24/7 support, is led by qualified tutors (e.g., certified teachers, subject-matter experts), and is available on-demand for students to access. {display ODT items if selected}
- ☐ **Other method(s) of tutoring,** please specify: \_\_\_\_\_
- ☐ No tutoring was provided to students by our school

*The following items ask about **high-dosage** tutoring at your school during the 2023-24 school year.*

*If your school offers multiple types of tutoring programs, we will ask about those programs separately later in the survey.*

**HDTf1 2-2.** Compared to the beginning of the school year, has the number of **students who needed** high-dosage tutoring...?

- ☐ Increased
- ☐ Decreased
- ☐ Remained the same

**HDTf2 2-3.** Compared to the beginning of the school year, has your school's **ability to provide** high-dosage tutoring...?

- ☐ Increased
- ☐ Decreased
- ☐ Remained the same

**HDTf3 2-4.** Which of the following factors have led to the increase in your school's ability to provide high-dosage tutoring? *Select all that apply.* {Display if HDTf2 = "increased"}

- ☐ Changes in the number of students who need high-dosage tutoring
- ☐ Changes in the number of staff available to support high-dosage tutoring
- ☐ Changes in the funding used to support high-dosage tutoring
- ☐ Changes in the amount of time available for high-dosage tutoring
- ☐ Changes in the amount of space available for high-dosage tutoring
- ☐ Changes in the availability of materials and resources needed to support high-dosage tutoring
- ☐ Other, please specify: \_\_\_\_\_

**HDTf4 2-5.** Which of the following factors have led to the decrease in your school's ability to provide high-dosage tutoring? *Select all that apply.* {Display if HDTf2 = "decreased"}

- ☐ Changes in the number of students who need high-dosage tutoring
- ☐ Changes in the number of staff available to support high-dosage tutoring
- ☐ Changes in the funding used to support high-dosage tutoring
- ☐ Changes in the amount of time available for high-dosage tutoring
- ☐ Changes in the amount of space available for high-dosage tutoring
- ☐ Changes in the availability of materials and resources needed to support high-dosage tutoring
- ☐ Other, please specify: \_\_\_\_\_

*The following items ask about **standard** tutoring at your school during the 2023-24 school year.*

*If your school offers multiple types of tutoring programs, we will ask about those programs separately later in the survey.*

**SDTf1 2-6.** Compared to the beginning of the school year, has the number of **students who needed** standard tutoring...?

- ☐ Increased
- ☐ Decreased
- ☐ Remained the same

**SDTf2 2-7.** Compared to the beginning of the school year, has your school's **ability to provide** standard tutoring...?

- ☐ Increased
- ☐ Decreased
- ☐ Remained the same

**SDTf3 2-8.** Which of the following factors have led to the increase in your school's ability to provide standard tutoring? *Select all that apply.* {Display if SDTf2 = "increased"}

- ☐ Changes in the number of students who need standard tutoring
- ☐ Changes in the number of staff available to support standard tutoring
- ☐ Changes in the funding used to support standard tutoring
- ☐ Changes in the amount of time available for standard tutoring
- ☐ Changes in the amount of space available for standard tutoring
- ☐ Changes in the availability of materials and resources needed to support standard tutoring
- ☐ Other, please specify: \_\_\_\_\_

**SDTf4 2-9.** Which of the following factors have led to the decrease in your school's ability to provide standard tutoring? *Select all that apply.* {Display if SDTf2 = "decreased"}

- ☐ Changes in the number of students who need standard tutoring
- ☐ Changes in the number of staff available to support standard tutoring
- ☐ Changes in the funding used to support standard tutoring
- ☐ Changes in the amount of time available for standard tutoring
- ☐ Changes in the amount of space available for standard tutoring
- ☐ Changes in the availability of materials and resources needed to support standard tutoring
- ☐ Other, please specify: \_\_\_\_\_

*The following items ask about **self-paced** tutoring at your school during the 2023-24 school year.*

*If your school offers multiple types of tutoring programs, we will ask about those programs separately later in the survey.*

**SPTf1 2-10.** Compared to the beginning of the school year, has the number of **students who needed** self-paced tutoring...?

- ☐ Increased
- ☐ Decreased
- ☐ Remained the same

**SPTf2 2-11.** Compared to the beginning of the school year, has your school's **ability to provide** self-paced tutoring...?

- ☐ Increased
- ☐ Decreased
- ☐ Remained the same

**SPTf3 2-12.** Which of the following factors have led to the increase in your school's ability to provide self-paced tutoring? *Select all that apply.* {Display if SPTf2 = "increased"}

- ☐ Changes in the number of students who need self-paced tutoring
- ☐ Changes in the funding used to support self-paced tutoring
- ☐ Changes in the amount of time available for self-paced tutoring
- ☐ Changes in the amount of space available for self-paced tutoring
- ☐ Changes in the availability of materials and resources needed to support self-paced tutoring
- ☐ Other, please specify: \_\_\_\_\_

**SPTf4 2-13.** Which of the following factors have led to the decrease in your school's ability to provide self-paced tutoring? *Select all that apply.* {Display if SPTf2 = "decreased"}

- ☐ Changes in the number of students who need self-paced tutoring
- ☐ Changes in the funding used to support self-paced tutoring
- ☐ Changes in the amount of time available for self-paced tutoring
- ☐ Changes in the amount of space available for self-paced tutoring
- ☐ Changes in the availability of materials and resources needed to support self-paced tutoring
- ☐ Other, please specify: \_\_\_\_\_

*The following items ask about **on-demand online** tutoring at your school during the 2023-24 school year.*

**ODTf1 2-14.** Compared to the beginning of the school year, has the number of **students who needed** on-demand online tutoring...?

- ☐ Increased

- ☐ Decreased
- ☐ Remained the same

**ODTf2 2-15.** Compared to the beginning of the school year, has your school’s **ability to provide** on-demand online tutoring...?

- ☐ Increased
- ☐ Decreased
- ☐ Remained the same

**ODTf3 2-16.** Which of the following factors have led to the increase in your school’s ability to provide on-demand online tutoring? *Select all that apply.* {Display if ODTf2 = “increased”}

- ☐ Changes in the number of students who need on-demand online tutoring
- ☐ Changes in the funding used to support on-demand online tutoring
- ☐ Changes in the amount of time available for on-demand online tutoring
- ☐ Changes in the amount of space available for on-demand online tutoring
- ☐ Changes in the availability of materials and resources needed to support on-demand online tutoring
- ☐ Other, please specify: \_\_\_\_\_

**ODTf4 2-17.** Which of the following factors have led to the decrease in your school’s ability to provide on-demand online tutoring? *Select all that apply.* {Display if ODTf2 = “decreased”}

- ☐ Changes in the number of students who need on-demand online tutoring
- ☐ Changes in the funding used to support on-demand online tutoring
- ☐ Changes in the amount of time available for on-demand online tutoring
- ☐ Changes in the amount of space available for on-demand online tutoring
- ☐ Changes in the availability of materials and resources needed to support on-demand online tutoring
- ☐ Other, please specify: \_\_\_\_\_

**Tutoring4 2-18.** How effective has each tutoring program been in improving student outcomes during this school year?

{Display based on Tutoring_gate responses}	Not at all effective	Slightly effective	Moderately effective	Very effective	Extremely effective
High-dosage tutoring					
Standard tutoring					
Self-paced tutoring					
On-demand online tutoring					
Other methods of tutoring					

**HDTno 2-19.** Which of the following are reasons why your school has not implemented **high-dosage tutoring** at this time? *Select all that apply.* {Display if Tutoring\_gate ≠ HDT}

- ☐ Implementing high-dosage tutoring is not a priority for our school
- ☐ There are not enough students at my school who require high-dosage tutoring
- ☐ Time limitations (i.e., cannot find enough time to support high-dosage tutoring)

- ☐ Space limitations (i.e., do not have the physical space to support high-dosage tutoring)
- ☐ Lack of educational materials to support high-dosage tutoring
- ☐ Cannot find staff to support high-dosage tutoring
- ☐ Lack of, or reductions in, funding to support high-dosage tutoring
- ☐ Other, please specify: \_\_\_\_\_

**SDTno 2-20.** Which of the following are reasons why your school has not implemented **standard tutoring** at this time? *Select all that apply.* {Display if Tutoring\_gate ≠ SDT}

- ☐ Implementing standard tutoring is not a priority for our school
- ☐ There are not enough students at my school who require standard tutoring
- ☐ Time limitations (i.e., cannot find enough time to support standard tutoring)
- ☐ Space limitations (i.e., do not have the physical space to support standard tutoring)
- ☐ Lack of educational materials to support standard tutoring
- ☐ Cannot find staff to support standard tutoring
- ☐ Lack of, or reductions in, funding to support standard tutoring
- ☐ Other, please specify: \_\_\_\_\_

**SPTno 2-21.** Which of the following are reasons why your school has not implemented **self-paced tutoring** at this time? *Select all that apply.* {Display if Tutoring\_gate ≠ SPT}

- ☐ Implementing self-paced tutoring is not a priority for our school
- ☐ There are not enough students at my school who require self-paced tutoring
- ☐ Time limitations (i.e., cannot find enough time to support self-paced tutoring)
- ☐ Space limitations (i.e., do not have the physical space to support self-paced tutoring)
- ☐ Lack of educational materials to support self-paced tutoring
- ☐ Lack of, or reductions in, funding to support self-paced tutoring
- ☐ Other, please specify: \_\_\_\_\_

**ODTno 2-22.** Which of the following are reasons why your school has not implemented **on-demand online tutoring** at this time? *Select all that apply.* {Display if Tutoring\_gate ≠ ODT}

- ☐ Implementing on-demand online tutoring is not a priority for our school
- ☐ There are not enough students at my school who require on-demand online tutoring
- ☐ Time limitations (i.e., cannot find enough time to support on-demand online tutoring)
- ☐ Space limitations (i.e., do not have the physical space to support on-demand online tutoring)
- ☐ Lack of educational materials to support on-demand online tutoring
- ☐ Lack of, or reductions in, funding to support on-demand online tutoring
- ☐ Other, please specify: \_\_\_\_\_

**Tutoring\_more 2-23.** We'd like to learn more about your school's experiences **offering tutoring programs** during the 2023-24 school year. In the space below, please share any other information you would like us to know on this topic.

*This item is optional.*

## Counts

**TEACHER0 3-1.** Please enter an approximate total **teacher** count for your school as of today.

*Please enter the **number** of teachers, including full-time and part-time teachers.*

\_\_\_\_\_ total number of teachers

**STAFF0 3-2.** Please enter an approximate total non-teacher staff count for your school as of today.

*Please enter the **number** of non-teaching staff, including full-time and part-time non-teachers.*

\_\_\_\_\_ total number of non-teaching staff

**ENROLLMENT0 3-3.** As of today, please enter your total student enrollment count.

*Please enter the **number** of students.*

\_\_\_\_\_ total number of students

## Suggestions for Future Items

**FutCont 7-1.** We want to ensure we are continuing to collect information on topics that are relevant to the day-to-day functioning of U.S. public schools during the 2023-24 school year and beyond. In the space below, please share any other topics you believe are important for us to know as we continue this monthly survey collection.

*This item is optional.*

--

June 2024

## School Pulse Panel

June 2024

### Learning Strategies & Recovery

**SR2a.** Approximately what percentage of students at your school **will or have ENDED the 2023-24 school year** behind grade level in at least one academic subject?

- ☐ \_\_\_\_\_ percent of students
- ☐ Don't Know

**SR2c.** In which of the following academic subjects did students at your school **end the 2023-24 school year** behind grade level? *{Display if SR2a > 0}*

	No students were behind grade level in this subject	At least some students were behind grade level in this subject	Not Applicable – this subject is not offered at my school	Not Applicable – we do not have this type of data in this subject area
English or Language Arts				
Mathematics				
Sciences (e.g., general science, biology, chemistry, etc.)				
Computer Science				
Foreign Language				
Social Studies				

**SR3a.** As of today, what strategies have your school used to support learning recovery for students?

*Select all that apply.*

- ☐ Tailored accelerated instruction (i.e., teacher-led individualized learning, using new, grade-level content to teach prior-grade concepts or skills)
- ☐ Remedial instruction (i.e., using content from prior years to teach concepts or skills)
- ☐ Identifying individual student academic needs with diagnostic assessment data
- ☐ Identifying individual student academic needs with formative assessment data
- ☐ Extending class time spent on targeted subject areas during the school day
- ☐ Extending the school day to accommodate learning recovery activities
- ☐ Extending the school week to accommodate learning recovery activities
- ☐ Extending the school year to accommodate learning recovery activities
- ☐ Professional development for teachers/staff on learning recovery
- ☐ Family workshops to provide techniques and guidance to support learning recovery
- ☐ Family engagement/outreach activities (e.g., home visits, communicating via text apps, video conference meetings, etc.)
- ☐ Hiring additional educators to provide more small-group and individual instruction
- ☐ Other, please specify: \_\_\_\_\_



- o We have not implemented any strategies to support learning recovery

**SR3b.** How effective have these strategies been in supporting pandemic-related learning recovery for your students during the 2023-24 school year?

{Rows populate based on answers in SR3a}	Not at all effective	Slightly effective	Moderately Effective	Very Effective	Extremely Effective
Tailored accelerated instruction (i.e., teacher-led individualized learning, using new, grade-level content to teach prior-grade concepts or skills)					
Remedial instruction (i.e., using content from prior years to teach concepts or skills)					
Identifying individual student academic needs with diagnostic assessment data					
Identifying individual student academic needs with formative assessment data					
Extending class time spent on targeted subject areas during the school day					
Extending the school day to accommodate learning recovery activities					
Extending the school week to accommodate learning recovery activities					
Extending the school year to accommodate learning recovery activities					
Professional development for teachers/staff on learning recovery					
Family workshops to provide techniques and guidance to support learning recovery					
Family engagement/outreach activities (e.g., home visits, communicating via text apps, video conference meetings, etc.)					
Hiring additional educators to provide more small-group and individual instruction					

**SR\_more.** We'd like to learn more about your school's experiences with **students' learning recovery** during the 2023-24 school year. In the space below please share any other information you would like us to know on this topic.

--

## Absenteeism

**ABS7end.** What is (or was) the **average daily attendance** rate for your school for the 2023-24 school year?

o \_\_\_\_\_%

*Next, we are interested in chronic absenteeism at your school during the 2023-24 school year. You may either report the percentage or number of students who were chronically absent this school year. Please only respond to one of the next two items you see.*

**ABS1\_p.** During the 2023-24 school year, approximately what percentage of students at your school have been **chronically absent**? Include excused and unexcused absences.

*Chronic absenteeism is defined as students who are absent for at least 10 percent of the school year*

- \_\_\_\_\_ percent of students chronically absent

OR

**ABS1\_c.** During the 2023-24 school year, approximately how many students at your school have been chronically absent for the 2023-24 school year?

*Chronic absenteeism is defined as students who are absent for at least 10 percent of the school year*

\_\_\_\_\_ number of students chronically absent

**ABS2z.** Compared to **LAST school year (2022-23)**, how have student absences at your school changed during the 2023-24 school year? Include excused and unexcused absences.

- Student absences have decreased a lot
- Student absences have decreased a little
- Student absences have remained about the same
- Student absences have increased a little
- Student absences have increased a lot

**ABS3b.** Compared to **LAST school year (2022-23)**, how have teacher absences at your school changed during the 2023-24 school year? Include planned and unplanned absences.

- Teacher absences have decreased a lot
- Teacher absences have decreased a little
- Teacher absences have remained about the same
- Teacher absences have increased a little
- Teacher absences have increased a lot

**ABS4b.** Compared to **LAST school year (2022-23)**, how easy or difficult has it been for your school to get substitute teachers during the 2023-24 school year?

- Much easier
- Somewhat easier
- About the same
- Somewhat more difficult
- Much more difficult

**ABS5a.** During the 2023-24 school year, how has your school covered classes when there are teacher absences and you cannot find a substitute teacher? *Select all that apply.*

- Administrators cover classes
- Staff who are not regular classroom teachers (e.g., media specialists, paraprofessionals, coaches, interventionists, etc.) cover classes
- Other teachers cover classes during their prep periods
- Separate sections or classes are combined into one room
- Cancel classes
- Other, please specify: \_\_\_\_\_
- Not Applicable – my school has always been able to find substitute teachers

**ABS5b.** During the 2023-24 school year, how frequently has your school needed to use the alternative class coverage strategies you indicated above? {Display if ABS5a ≠ N/A}

- Very Rarely
- Rarely
- Occasionally
- Very Frequently
- Always

**ABS6.** We'd like to learn more about schools' experiences with **student, teacher, and staff absences**. In the space below, please share any information you would like us to know on this topic.

*This item is optional.*

--

**ABS16.** Which of the following, if any, were reasons that students at your school missed too much school this year? *Select all that apply.*

- Students at my school did **not** miss too much school
- Bullying
- Food insecurity
- Instruction was perceived to not be interesting or relevant
- Lack of access to health care
- Lack of relationships to adults at the school
- Lack of relationships to peers at school
- Lack of routine
- Mental health issue
- Physical illness
- Staying home unnecessarily for minor symptoms
- Student apathy
- Taking care of siblings
- Transportation issues
- Unstable housing
- Violence in the community
- Work schedule conflicts with school
- Other, please specify: \_\_\_\_\_

**ABS17a.** Does your school use a universal screening tool\* that utilizes student-level data to systematically identify students at-risk?

*\*Universal screening tools may be referred to as Early Warning Systems (EWS), Early Identification Systems (EIS), or Early Warning Intervention and Monitoring System (EWIMS), among other similar titles.*

- ☐ Yes
- ☐ No

**ABS17b.** Which of the following data are used in your school's universal screening tool to identify students who might be at-risk and require intervention? *{Display if ABS17a = Yes}*

- ☐ Poor attendance
- ☐ Poor course performance (i.e., low grades)
- ☐ Low achievement test scores
- ☐ Signs or symptoms of mental health or socio-emotional issues
- ☐ Behavioral issues or referrals
- ☐ Signs of high mobility (i.e., frequent address changes)
- ☐ Interactions with the criminal justice system
- ☐ Other, please specify: \_\_\_\_\_

**ABS17c.** Which of the following actions occur when a student has been identified **for poor attendance** in your school's early warning system? *{Display if ABS17b = poor attendance}*

- ☐ Notification sent to parent/guardian about student's poor attendance
- ☐ Meeting of teachers and administrators
- ☐ Meeting of parents and school staff
- ☐ Develop an intervention plan
- ☐ Assign a case manager

- o Assign an adult mentor
- o Arrange access to social services
- o Refer to student support team
- o Assign to a dropout prevention program
- o Other, please specify: \_\_\_\_\_

**ABS11a.** Did your school use any of the following strategies to improve **student attendance** during the 2023-24 school year?

	Yes	No	
Incentives for students (e.g., perfect attendance awards, school-wide recognition)			
Increased communication with parents when the days a student is absent reaches a certain number			
At-home visits by school or district personnel			
Increased communication about the importance of school attendance to students and parents (e.g., through newsletters, text messages, postcards)			
Use of support services (e.g., Positive Behavioral Interventions and Supports [PBIS] team, attendance teams)			
Adult-student mentoring programs			
Peer mentoring programs			
Use of legal system services (e.g., truancy officers, department of child services, wellness checks)			
Efforts to build a supportive environment for students (e.g., improving school culture/morale, implementing wellness programs)			
Changes to school calendar (e.g., 4-day school week, extended school breaks)			

**ABS11b.** How effective was each strategy at improving **student attendance**?

{display rows based on responses to ABS11a}	Not at all effective	Slightly effective	Moderately Effective	Very Effective	Extremely Effective
Incentives for students (e.g., perfect attendance awards, school-wide recognition)					
Increased communication with parents when the days a student is absent reaches a certain number					
Increased communication about the importance of school attendance to students and parents (e.g., through newsletters, text messages, postcards)					

Use of support services (e.g., PBIS team, attendance teams)					
Adult-student mentoring programs					
Peer mentoring programs					
Use of legal system services (e.g., truancy officers, department of child services, wellness checks)					
Efforts to build a supportive environment for students (e.g., improving school culture/morale, implementing wellness programs)					
Changes to school calendar (e.g., 4-day school week, extended school breaks)					

**ABS12a.** Did your school use any of the following strategies to improve **teacher and non-teaching staff attendance** during the 2023-24 school year?

	Yes	No
Incentives for staff (e.g., financial bonuses or rewards, school-wide recognition, “jeans days”)		
Efforts to build a supportive environment for staff (e.g., improving school culture/morale, implementing wellness programs, reducing paperwork)		
Allowing more flexibility with leave time (e.g., partial day leave, mental health days use as sick days)		
Disciplinary actions (e.g., implement performance improvement plan, letter in personnel file)		
Changes to school calendar (e.g., 4-day school week)		
Changes to daily work schedule (e.g., more dedicated prep time, reduced teaching time)		

**ABS12b.** How effective was each strategy at improving **teacher and non-teaching staff attendance**?

{display rows based on responses to ABS12a}	Not at all effective	Slightly effective	Moderately Effective	Very Effective	Extremely Effective
Incentives for staff (e.g., financial bonuses or rewards, school-wide recognition, “jeans days”)					
Efforts to build a supportive environment for staff (e.g., improving school culture/morale, implementing					

wellness programs, reducing paperwork)					
Allowing more flexibility with leave time (e.g., partial day leave, mental health days use as sick days)					
Changes to school calendar (e.g., 4-day school week)					
Changes to daily work schedule (e.g., more dedicated prep time, reduced teaching time)					

**ABS13.** Approximately how often does your school share absence data with your district or state?

	We do not share absence data with this entity	Daily	Weekly	Twice a month	Less than monthly
Share with district					
Share with state					

**ABS14a.** Does your school collect details on the reason(s) for a student's absence, beyond whether the absence was excused versus unexcused?

- ☐ Yes
- ☐ No

**ABS14b.** Does your school collect information on the following medical reasons why students are absent? *{Display if ABS14a = Yes}*

	Yes	No
Fever (alone or in conjunction with any of the below illnesses)		
General respiratory illness (i.e., student has a cough/runny nose, but no specific diagnosis)		
COVID-19		
Gastrointestinal illness (e.g., nausea/vomiting and/or diarrhea)		
Mental health		
Other excused medically related absence (e.g., doctor appointment)		

**ABS14c.** Does your school share data on **reasons** why students are absent (beyond excused versus unexcused totals) with any of the following entities? *{Display if ABS14a = Yes}*

	Yes	No
The school district		
The state education agency		
The state department of health		
The county department of health		
Local healthcare systems/clinics		

**ABS15.** Does your school collaborate with any health entities (e.g., the department of health or a local hospital/clinic) to collect data on student health, for example, reasons for absence?

- ☐ Yes
- ☐ No

## Learning Modes

**Learning24gate.** Did your school offer in-person learning for students during the 2023-24 school year?

- ☐ Yes
- ☐ No

**Learning24a.** During this school year, did any of the following reasons cause your school to cancel in-person learning on short or unexpected notice for at least one day? *{Display if Learning24gate = Yes}*

	Yes	No
Excessive illness among students		
Excessive illness among staff		
Excessive illness in the general community (e.g., COVID-19, Influenza)		
Excessive staff absence (non-illness related)		
Excessive student absence (non-illness related)		
Safety concerns due to violence (e.g., threats made against the school)		
Safety concerns due to other factors (e.g., fire at nearby building, industrial issue impacting air quality)		
Weather event or natural disaster		
Other, please specify: _____		

**Learning24b.** When you had to cancel in-person learning, how many days did you do the following?  
*{Display if ANY of Learning24a = yes}*

- ☐ Switch to virtual learning: \_\_\_\_\_ days
- ☐ Not hold any classes: \_\_\_\_\_ days

**Learning25.** Do you use any of the following methods to inform families and staff of unplanned closures or a change to virtual learning? *{Display if Learning24gate = Yes}*

	Yes	No
Automated phone calling system or school telephone tree		
Email		



Facebook		
Instagram		
Local news media		
School text messaging service		
X (formerly Twitter)		
Other dedicated school app		

## Operations Follow-up

*As this is the last month for 2023-24 School Pulse Panel (SPP), we are interested in learning about your experiences as a participant in the School Pulse Panel.*

**Par2.** Were any of the following motivating factors for why you responded to a monthly SPP survey? *Select all that apply.*

- ☐ The survey seemed to be a reasonable length
- ☐ I was interested in the monthly topics
- ☐ The reimbursement {Display if SCHFLAG = 1 OR 2}
- ☐ I wanted to contribute to educational research
- ☐ I wanted to provide data that could inform educational policy decisions
- ☐ Other, please specify: \_\_\_\_\_
- ☐ None of the above

**Par1.** If you did not participate in every monthly collection (August 2023-June 2024), why did you participate in one or some monthly collections but not others? *Select all that apply.*

- ☐ My school participated in every monthly collection between August 2023 and June 2024
- ☐ Time constraints
- ☐ I did not receive the communications
- ☐ The monthly question topics determined my interest in participating for a given month
- ☐ I was tired of participating
- ☐ I did not see the benefit to me or my school for participating
- ☐ I was advised to stop participating by our district
- ☐ I did not receive reimbursement in a timely manner {Display if SCHFLAG = 1 OR 2}
- ☐ The monthly reimbursement amount of \$200 was not high enough {Display if SCHFLAG = 1 OR 2}
- ☐ Other, please specify: \_\_\_\_\_

**Sur1.** Overall, how easy or difficult was it for you to complete an SPP monthly survey?

- ☐ Very easy
- ☐ Easy
- ☐ Neither easy nor difficult
- ☐ Difficult
- ☐ Very difficult

**Sur1a.** What challenges, if any, did you experience completing the monthly surveys? *Select all that apply.*

- ☐ I did not experience any challenges completing monthly surveys
- ☐ Finding time to complete the survey
- ☐ Difficulty answering items because data were not readily available
- ☐ The two-week collection window was not long enough
- ☐ Required coordination with other school or district staff to answer items
- ☐ Difficulty finding the communications which contained the URL link to the survey
- ☐ Other, please specify: \_\_\_\_\_

**DC1.** You were given two weeks to complete each monthly survey. Was this a long enough timeframe to complete the survey?

- ☐ Yes
- ☐ No

**DC2.** Did you feel the length of the surveys and the time necessary to complete each one was reasonable to do **on a monthly basis**?

- ☐ Yes
- ☐ No

## Counts

**TEACHER0.** Please enter an approximate total **teacher** count for your school as of today.

*Please enter the **number** of teachers, including full-time and part-time teachers.*

\_\_\_\_\_ total number of teachers

**STAFF0.** Please enter an approximate total non-teacher staff count for your school as of today.

*Please enter the **number** of non-teaching staff, including full-time and part-time non-teachers.*

\_\_\_\_\_ total number of non-teaching staff

**ENROLLMENT0.** As of today, please enter your total student enrollment count.

*Please enter the **number** of students.*

\_\_\_\_\_ total number of students

### Suggestions for Future Items

**FutCont.** We want to ensure we are continuing to collect information on topics that are relevant to the day-to-day functioning of U.S. public schools during the 2023-24 school year and beyond. In the space below, please share any other topics you believe are important for us to know as we continue this monthly survey collection.

*This item is optional.*

--