

School Pulse Panel (SPP 2024-25)

OMB# 1850-0969 v. 18

Supporting Statement

Appendix C2

November 2024 – June 2025 Monthly Surveys

National Center for Education Statistics (NCES)

U.S. Department of Education

August 2024

revised October 2024

revised November 2024

School Pulse Panel

November 2024 Survey

School Demographics | Introduction

{Do not display section if answered in a previous month}

Grades. In which of the following grades or grade equivalent does your school have students enrolled?

- Kindergarten
- 1st grade
- 2nd grade
- 3rd grade
- 4th grade
- 5th grade
- 6th grade
- 7th grade
- 8th grade
- 9th grade/Freshman
- 10th grade/Sophomore
- 11th grade/Junior
- 12th grade/Senior
- Ungraded

Inper. Is your school offering in-person learning for students during the 2024-25 school year?

- Yes
- No

Inper_no. Which of the following best describes how students are taught at your school? {Display if Inper = No}

- Fully virtual/online
- Other, please specify: _____

Next, we are interested in chronic absenteeism at your school during the 2024-25 school year. You may either report the percentage or number of students who were chronically absent this school year. Please only respond to one of the next two items you see.

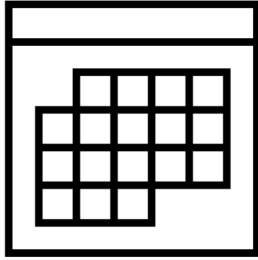
Attendance

Att1. Today (or the most recent day you have data), what is your attendance rate?

*An attendance rate is the percentage of your students who are **present** for school.*

_____ %

Please select the date in the calendar that you used for the attendance rate.



Food & Nutrition

SchLun1. As of today, how does your school provide students with breakfast and lunch?

- Students can participate in USDA School Meal programs (e.g., the National School Lunch Program, School Breakfast Program)
- Students can buy meals at school but not part of USDA School Meal programs
- All students must bring meals from home
- Don't Know

SchLun2. You indicated your school operates the USDA School Meal program. As of today, about what percentage of students in your school participate in these programs? *{Display if SchLun1 = ...Participate in USDA}*

- 0% *{If selected, no other SchLun items are displayed}*
- 1-25%
- 26-50%
- 51-75%
- 76-99%
- 100%
- Don't Know

SchLun2b. How does this percentage of students you indicated in the previous item compare to the percentage of students that participated last year?

- It has decreased a lot
- It has decreased a little
- It is about the same
- It has increased a little
- It has increased a lot

SchLun12. For the 2024-25 school year, did your school collect household applications for free- or reduced-price school meals? *{Display if SchLun1 = "Students can participate in USDA..." or "Students can buy meals..."}*

- Yes
- No
- Don't Know

SchLun3. As of today, how does your school operate the school lunch and/or breakfast programs? *Select all that apply. {Display if SchLun1 = "Students can participate in USDA..." or "Students can buy meals..."}*

- Community Eligibility Provision (CEP) or other special provision

- Other option through state or local initiative that offers all students free lunches and/or breakfasts
- Standard school meal program operations
- Partnerships or sponsorships with local food organizations
- Other, please specify: _____
- Don't Know

SchLun6. How easy or difficult has it been for your school to operate USDA School Meal programs during this school year (2024-25) compared to last school year (2023-24) {Display if SchLun1 = “Students can participate in USDA...”}

- Much more difficult
- A little more difficult
- About the same
- A little easier
- Much easier

SchLun13. What, if any, challenges have your school experienced with school meal program operations during the 2024-25 school year? *Select all that apply.* {Display if SchLun1 = “Students can participate in USDA...” or “Students can buy meals...”}

- Decreased student participation **compared to last school year (2023-24)**
- Increased program costs
- School food service staffing shortages
- Challenges convincing parents to submit applications for free- or reduced-price meals
- Challenges processing applications for free- or reduced-price meals
- Challenges obtaining enough food, beverages and/or meal service supplies for students participating in the school meal programs
- Challenges serving specific types of foods that were planned to be on school meal program menus
- Difficulty maintaining compliance with meal pattern requirements
- Increased negative feedback or complaints about school meals from parents or students
- Other, please specify: _____
- Don't Know
- My school has not experienced any challenges with school meal program operations this year

SchLun15. Does your school inform students or their families of the availability of the following U.S. Department of Agriculture nutrition programs?

	Yes	No
SNAP (or the Supplemental Nutrition Assistance Program, formerly known as Food Stamps)		
WIC (or the Special Supplemental Food Program for Women, Infants, and Children)		
Food Distribution Program on Indian Reservations		
Summer Meal Programs (in-person, to go, and/or delivered meals)		
Summer EBT (or Summer Electronic Benefit Transfer, also known as Sun Bucks)		
Child and Adult Care Food Program (e.g., center is reimbursed for meals and snacks provided to children in afterschool care; CACFP)		

SchLun11. We'd like to learn more about schools' experiences **providing your students with breakfast and/or lunch.** In the space below, please share any information you would like us to know on this topic.

This item is optional.

--

Physical Education Programming

PhysEd1. Is a physical education course taught in any of the following grades in your school?

{Display based on responses to Grades}	Yes	No
Kindergarten		
1 st		
2 nd		
3 rd		
4 th		
5 th		
6 th		
7 th		
8 th		
9 th		
10 th		
11 th		
12 th		

PhysEd2. During the 2024-25 school year, will (or have) all, some, or none of the following types of staff attend(ed) professional development related to physical education or other strategies for integrating more physical activity into the school day?

Please include workshops, conferences, continuing education, or any other kind of in-service.

	All	Some	None
Physical education teachers or specialists			
Classroom teachers			
Other school staff			

PhysEd3. Does your school engage in any of the following physical education practices?

	Yes	No
Provide physical education teachers with a written physical education curriculum that aligns with national standards for physical education		
Require physical education teachers to follow a written physical education curriculum		
Allow other teachers to exclude students from a physical education class (e.g., to help them with classroom activities, for failure to complete classwork, because of behavior in their classroom)		
Require physical education teachers to be certified, licensed, or endorsed by the state in physical education		
Limit physical education class sizes so that they are the same size as other subject areas		
Have a dedicated budget for physical education materials and equipment		
Include students with disabilities in regular physical education courses as appropriate		
Provide adapted physical education (i.e., special courses separate from regular physical education courses) for students with disabilities as appropriate		
Allow the use of waivers, exemptions, or substitutions for physical education requirements for one grading period or longer		

PhysEd4. During the last year, has your school assessed opportunities available to students to be physically active before, during, or after school?

- Yes
- No

PhysEd5. Not including physical education courses, do teachers at your school incorporate physical activity in their classes during the school day?

- Yes
- No

PhysEd6. Not including physical education courses and classroom physical activity, does your school offer opportunities for students to be physically active **during the school day**?

Include activities like recess, lunchtime intramural activities, or physical activity clubs.

- Yes
- No

PhysEd7. Does your school offer interscholastic sports to students?

- Yes
- No

PhysEd8. Does your school offer opportunities for students to participate in organized physical activities or provide access to facilities or equipment for physical activity during the following times?

	Yes	No
Organized physical activities before the school day		
Organized physical activities after the school day		
Access to facilities or equipment before the school day		
Access to facilities or equipment after the school day		

PhysEd9. Does your school, either directly or through the school district, have a joint use agreement for shared use of the following school or community facilities?

A joint use agreement is a formal agreement between a school or school district and another public or private entity to jointly use either school facilities or community facilities to share costs and responsibilities.

	Yes	No
Physical activity or sports facilities		
Kitchen facilities and equipment		
Gardens (e.g., herb or vegetable plots)		

PhysEd10. Does your school have a written plan for providing opportunities for students to be physically active before, during, **and** after school?

This also may be referred to as a Comprehensive School Physical Activity Program plan.

- Yes
- No

PhysEd11. We'd like to learn more about schools' experiences **with physical education programming**. In the space below, please share any information you would like us to know on this topic.

This item is optional.

Arts Education Programming

ArtsEd1. Please indicate which of the following performing and visual arts, if any, are taught at your school **as standalone classes** during the regular school day during the 2024-25 school year.

If a standalone class could count in multiple categories of visual and performing arts, select the art form that is the primary subject of the class. For example, count a course on "set design," which may include aspects of visual arts and media arts, in the "drama/theater" category.

	Yes	No
Music		
Visual arts (e.g., painting, drawing, sketching, ceramics, pottery, textiles)		
Media arts (e.g., film, photography, audio/video, computer/digital arts)		
Dance		
Drama/theater		

ArtsEd2. How adequate are the following types of support for **arts instruction** at this school?

	Very inadequate	Somewhat inadequate	Somewhat adequate	Very adequate
Funding				
Facilities (e.g., classroom, storage, display)				
Materials, equipment, tools, and instruments				
Instructional time for the arts				
Number of arts specialists				

Arts professional development for teachers/specialists				
Student interest or demand				
Parent or community support				

ArtsEd3. Are students at your school **required** to take at least one performing or visual arts class while enrolled at your school? *{display if any of ArtsEd1 = yes}*

- Yes
- No

ArtsEd4. On average, how many hours **per week** do students enrolled in these classes receive instruction?

<i>{Display rows based on "Yes" responses to ArtsEdu1}</i>	Less than 1 hour	1 to less than 2 hours	2 to less than 3 hours	3 to less than 4 hours	More than 5 hours
Music					
Visual arts (e.g., painting, drawing, sketching, ceramics, pottery, textiles)					
Media arts (e.g., film, photography, audio/video, computer/digital arts)					
Dance					
Drama/theater					

ArtsEd5. For each of the following subject areas, who teaches the standalone class(es) at your school? *Select all that apply.*

<i>{Display rows based on "Yes" responses to ArtsEdu1}</i>	Full-time arts teacher or specialist	Part-time arts teacher or specialist	Classroom teacher	Artist-in-residence	Volunteer
Music					
Visual arts (e.g., painting, drawing, sketching, ceramics, pottery, textiles)					
Media arts (e.g., film, photography, audio/video, computer/digital arts)					
Dance					
Drama/theater					

ArtsEd6. Please indicate whether the following arts instructional activities are provided by your school **outside of** the regular school day during the 2024-25 school year.

	Yes	No
Individual or small-group music lessons		
Choir/band/marching band practice		
Dance lessons (e.g., lessons, team)		
Media arts lessons (e.g., film, photography, audio/video, computer/digital arts)		
School performances or presentations in the arts (e.g., concerts, plays, art shows)		
Arts-related field trips (e.g., school trips to concerts, plays, museums)		
Other instructional activities		

ArtsEd6_open. Please describe the other arts instructional activities provided by your school outside of the regular school day. *{Display if ArtsEd6 = Other}*

ArtsEd7. During the 2024-25 school year, does your school have (or will it have) partnerships or collaborations with any of the following entities to help meet your school’s arts education goals?

	Yes	No
Working artists		
Nonprofit arts and cultural organizations		
Nonprofit organizations NOT focused on arts and culture		
College or universities		
Local businesses		
Other partnerships or collaborations		

ArtsEd7_open. Please describe the other partnerships or collaborations. *{Display if ArtsEd7 = Other}*

ArtsEd8. We’d like to learn more about schools’ experiences **with arts education programming**. In the space below, please share any information you would like us to know on this topic.

This item is optional.

National Park Service Education Programming



*The following questions are about the educational programming offered by the **National Park Service (NPS)**. The NPS is a federal agency that manages all national parks and many national monuments and historic sites.*

NPS1. Were you aware that the **National Park Service (NPS)** provides educational programming for students?

- Yes, I was aware the NPS provides educational programming
- No, I was not aware that the NPS provides educational programming

NPS2. During the 2024-25 school year, which of the following NPS educational programs, if any, will (or have) classes at your school participate(d) in? *Select all that apply.*

- Field trip to an NPS location (e.g., a national park or a national historic site) with a ranger-led program
- Self-guided field trip to NPS location (e.g., a national park or a national historic site)
- NPS ranger visiting classrooms at your school
- Online, interactive distance learning with an NPS ranger (e.g., “live” lessons)
- NPS pre-recorded online lessons
- NPS online resources/materials (e.g., live webcams, lesson plans, resource kits, etc.)
- Classes at my school will (or have) not participate(d) in any of these NPS programs during the 2024-25 school year

NPS3. Which of the following are reasons why your school has not participated in NPS educational programming? *Select all that apply.* {Display if NPS2 = “Classes at my school will (or have) not...”}

- Using this programming is not a priority for our school
- Restrictions on what can be included in our curriculum
- Time limitations
- Lack of teacher awareness
- Lack of teacher interest
- Lack of student interest
- Lack of parental/guardian support
- Lack of funding
- Inability to arrange transportation to NPS location(s)
- Distance to NPS location(s)
- Lack of district-level support
- Other, please specify: _____

NPS4. How interested are YOU in the following NPS educational programs for your school?

	No interest	Slight interest	Moderate interest	A lot of interest
Field trip to an NPS location (e.g., a national park or a national historic site) with a ranger-led program				
Self-guided field trip to NPS location (e.g., a national park or a national historic site)				
NPS ranger visiting classrooms at your school				
Online, interactive distance learning with an NPS ranger (e.g., “live” lessons)				
NPS pre-recorded online lessons				
NPS online resources/materials (e.g., live webcams, lesson plans, resource kits, etc.)				

School Demographics | Conclusion

{Do not display section if answered in a previous month}

TEACHER0. Please enter an approximate total teacher count for your school as of today.

*Please enter the **number** of teachers, including full-time and part-time teachers.*

_____ total number of teachers

STAFF0. Please enter an approximate total non-teacher staff count for your school as of today.

*Please enter the **number** of non-teaching staff, including full-time and part-time non-teachers.*

_____ total number of non-teaching staff

ENROLLMENT0. As of today, please enter your total student enrollment count.

*Please enter the **number** of students.*

_____ total number of students

Suggestions for Future Content

FutCont. We want to ensure we are continuing to collect information on topics that are relevant to the day-to-day functioning of U.S. public schools during the 2024-25 school year and beyond. In the space below, please share any topics you believe are important for us to know as we continue this monthly survey collection.

This item is optional.

School Pulse Panel

December 2024 Survey

School Demographics | Introduction

{Do not display section if answered in a previous month}

Grades. In which of the following grades or grade equivalent does your school have students enrolled?

- Kindergarten
- 1st grade
- 2nd grade
- 3rd grade
- 4th grade
- 5th grade
- 6th grade
- 7th grade
- 8th grade
- 9th grade/Freshman
- 10th grade/Sophomore
- 11th grade/Junior
- 12th grade/Senior
- Ungraded
- Adult education

Grades_adult. Does your school ONLY educate adult students over the age of 19? {Display if Grades = Adult education}

- Yes
- No

Inper. Is your school offering in-person learning for students during the 2024-25 school year?

- Yes
- No

Inper_no. Which of the following best describes how students are taught at your school? {Display if Inper = No}

- Fully virtual/online
- Other, please specify: _____

School Facilities

Fac22_c. How long ago was the last major **renovation** to your school's instructional building(s)?

- We have **never** had a major renovation to the school's instructional building(s)
- One or more of our instructional building(s) is **currently** under major renovation
- Within the last calendar year
- More than 1 year but less than 3 years ago
- More than 3 years but less than 5 years ago
- More than 5 years but less than 10 years ago
- More than 10 years but less than 20 years ago

- More than 20 years ago
- Don't know

Fac23_c. How long ago was the last major building **replacement or addition** made to you school?

- We have **never** had a major building replacement or addition
- We are **currently** undergoing a major building replacement or addition
- Within the last calendar year
- More than 1 year but less than 3 years ago
- More than 3 years but less than 5 years ago
- More than 5 years but less than 10 years ago
- More than 10 years but less than 20 years ago
- More than 20 years ago
- Don't know

Fac25. Overall, what is the physical condition of each of the building features listed below for your school's **main instructional building**? Please refer to the rating scale below to inform your selection for each building or part of a building's feature listed.

Excellent: new or easily restorable to "like new" condition; only minimal routine maintenance required.

Good: some preventive maintenance and/or corrective repair required.

Fair: Does not meet functional requirements in some cases; extensive corrective maintenance and repair required.

Poor: consistent substandard performance; failure(s) are disruptive and costly; requires constant attention, major corrective repair or overhaul.

Needs Replacement: non-operational, replacement required.

	Needs Replacement	Poor	Fair	Good	Excellent
Roofs					
Floors					
Foundation					
Exterior walls, windows, or doors					
Interior walls, ceilings, or doors					
Plumbing					
Heating, ventilation, and/or air conditioning system(s)					
Electrical power					
Indoor lighting					
Exterior lighting					

Fac26. Does your school have a formal way for teachers or staff to raise concerns about the condition of the building or classrooms?

- Yes
- No

Fac27. Overall, how would you rate the indoor air quality at your school?

- Excellent
- Good
- Fair
- Poor

Fac28. Which of the following types of cooling systems are used at your school? *Select all that apply.*

- Central air conditioning
- Individual thermostat-controlled cooling systems in certain rooms
- Window air conditioning unit(s)
- Portable air conditioning unit(s)
- Ceiling fan(s)
- Other fan(s) (e.g., box fans, standalone fans)
- Dehumidifiers or evaporative coolers
- Other, please specify: _____
- No types of cooling systems are used at my school

Fac29. Does your school's main instructional building have **central heating**?

- Yes, throughout the entire building
- Yes, in some but not all rooms
- No

Fac30. Can the windows at your school be easily opened and closed?

- Yes, all windows
- Yes, but not all windows
- No

Fac31. Does your school have high-speed internet available to students?

- Yes, only in some rooms of the school buildings
- Yes, within all school buildings but not on all school grounds
- Yes, across all school grounds and buildings
- No

Fac32. Is your school building(s) adequate for the size of your student population?

- Yes
- No

Fac_more. We'd like to learn more about schools' **building facilities and amenities**. In the space below, please share any information you would like us to know on this topic.

This item is optional.

Technology (Digital Literacy + Artificial Intelligence)

AI1a. For this school year, please indicate whether the following groups were provided training from your school or district on the use of artificial intelligence (AI)?

***Artificial Intelligence (AI)** is a machine-based system that can make predictions, recommendations, or decisions through analysis in an automated manner.*

	All	Only some	None	Don't know
Teachers				
Non-teaching staff				

Administrators				
----------------	--	--	--	--

AI1b. Which of the following topics are addressed in the AI training provided by your school or district?

Select all that apply. {Display if AI1a = "All" or "Only some" to at least one row}

- What is AI
- How to use AI to automate administrative tasks
- How to use AI to create tailored educational materials for students
- How to use AI to supplement instruction
- How to use AI to develop **diagnostic** assessments for students
- How to use AI to develop **formative** assessments for students
- How to teach students about and how to use AI
- Types of assignments where students are likely to **appropriately** use AI
- Types of assignments where students are likely to **inappropriately** use AI (i.e., cheating)
- How to identify student plagiarism conducted with AI
- Ethical or equity concerns around the use of AI
- Identifying misinformation that can be produced by AI
- Other, please specify: _____
- Don't know

AI2. How many **teachers** at your school use AI for the following tasks?

	None	A few	Several	Most	All	Don't know
Creating lesson plans						
Administrative tasks						
Creating tailored educational materials for students						
Supplementing instruction						
Creating diagnostic assessments						
Creating formative assessments						
Grading and feedback						

AI3. Does your school have access to any AI-based tutoring systems?

These systems may be referred to as Intelligent Tutoring Systems (ITS) or computer-aided instruction.

- Yes
- No
- Don't know

AI4a. Does your school or district have a written policy on students' use of AI in school (e.g., standalone policy or incorporated into academic honesty policy or responsible use of technology policy)?

- Yes
- No
- Don't know

AI4b. How familiar are you with your school or district policy on students' use of AI in school? {Display if AI4a = Yes}

- Not at all familiar
- Slightly familiar

- Somewhat familiar
- Moderately familiar
- Extremely familiar

AI4c. Are you aware of any plans by your school or district to develop a policy about students' use of AI in school? *{Display if AI4a = No}*

- Yes
- No

AI5. Please indicate whether the following topics regarding AI are taught to students at your school.

	All	Only some	None	Don't know
Technical knowledge around the use of AI				
Ethical/appropriate uses of AI				
Identifying misinformation that can be produced by AI				
Other topics regarding AI				

AI5_open. Please indicate what other topics regarding AI are taught to students at your school. *{Display if AI5 "Other" = "All" or "Only some"}*

--

AI6a. Do any teachers at your school use software to identify whether a student's work has been AI-generated?

- Yes
- No
- Don't know

AI6b. Are any of the following reasons why your school does not use this kind of software? *Select all that apply.* *{Display if AI6a = "No" or "Don't know"}*

- We were not aware this type of software existed
- We do not have access to this kind of software
- We are concerned about the accuracy of the software
- Teachers at my school would not use this kind of software even if we had access to it
- Other, please specify: _____

AI7. How concerned are YOU about the following?

	Not concerned	Slightly concerned	Somewhat concerned	Moderately concerned	Extremely concerned
Lack of guidance on using AI at your school					
Sharing of student and/or teacher data with AI systems (e.g., personally-identifiable information, work products)					
Potential for bias in AI					

Availability of AI-focused professional development for your teachers and staff					
Teachers at your school's capability to effectively use AI					
Students at your school's capability to effectively use AI in the classroom or on assignments					
Students at your school's potential to misuse AI in the classroom or on assignments					

AI8. To what extent do you agree or disagree with the following statements: “*Integrating AI tools into teaching and learning will...*”

	Strongly disagree	Moderately disagree	Neither agree nor disagree	Moderately agree	Strongly agree
enable students at my school to develop better critical thinking skills					
lead to better educational outcomes for students at my school					
enable teachers at my school to be more effective educators					
enable teachers at my school to be more relevant with today's teaching and learning needs					
make life easier for teachers at my school					

AI9. When it comes to their education, how favorable or unfavorable is your view of your school's **students** using AI?

- Very unfavorable
- Somewhat unfavorable
- Neither unfavorable nor favorable
- Somewhat favorable
- Very favorable

AI10. When it comes to their job duties, how favorable or unfavorable is your view of your school's **teachers** using AI?

- Very unfavorable
- Somewhat unfavorable
- Neither unfavorable nor favorable
- Somewhat favorable
- Very favorable

Tech1a. For the 2024–25 school year, does your school have a 1-to-1 computing program that provides **every** student a school-issued device (e.g., laptop, tablet)?

- Yes

- No

Tech1b. Which type of device is available for these students? *Select all that apply.* {Display if Tech1a = Yes}

- Laptop
- Tablet
- Other device, please specify: _____

Tech1c. During the school year, when can most students bring their device home? {Display if Tech1a = Yes}

- Students are **not allowed** to bring their device home
- Only when they have assignments that require the device
- On school days
- On school days and weekends

Tech2a. Does your school or district have a policy on students' cell phone usage during school hours?

- Yes
- No

Tech2b. Which of the following best describes your school's or district's policy on students **having** their cell phones in the classroom? {Display if Tech2a = Yes}

- Students can have their cell phones during all classes
- Each teacher decides whether students can have their cell phone during class
- Students cannot have their cell phones during any classes

Tech2c. Please indicate whether students are allowed, based on your school's or district's policy, to **use** their cell phones in the following situations. {Display if Tech2a = Yes}

	Yes	No	Not applicable – this is not a situation my students can experience
During meal periods (i.e., breakfast, lunch)			
During “free periods”			
Between periods			
During extracurricular activities			
Outside of school buildings while still on school grounds			
Other situations not listed above			

Tech3a. Does your cell phone policy also apply to smartwatches? {Display if Tech2a = Yes}

- Yes, the same policy applies to smartwatches and cell phones
- No, smartwatches have a separate policy
- No, we have no policy around smartwatches

Tech3b. In general, how does the policy differ between smartwatches and cell phones? {Display if Tech3a = “... separate policy”}

- The policies around smartwatches are **more** restrictive than they are for cell phones
- The rules around smartwatches are **less** restrictive than they are for cell phones

Tech3c. Does your school or district have a policy on students’ smartwatch usage during school hours?
 {Display if Tech2a = “No”}

- Yes
- No

Tech4. Please indicate how students at your school have been impacted by cell phone use in the following areas.

	Negatively	No impact	Positively	
Academic performance				
Mental health (socioemotional health)				
Attention span				

DL1. Does your school offer training on digital literacy for your students?

Please include standalone digital literacy courses or training, as well as the integration of digital literacy into other subject areas.

Digital literacy refers to being able to use technology to find, evaluate, organize, create, and communicate information.

- Yes
- No

DL1b. Is this training at your school part of a formal or structured digital literacy curriculum? {Display if DL1 = Yes}

- Yes
- No

DL6. Which grade levels in your school are offered digital literacy instruction? {Display if *DLI = Yes*}

{ Rows display based on responses to <i>Grades</i> }	Yes	No
Kindergarten		
1 st		
2 nd		
3 rd		
4 th		
5 th		
6 th		
7 th		
8 th		
9 th		
10 th		
11 th		
12 th		

DL4. How do your students receive digital literacy instruction? *Select all that apply.* {Display if *DLI = Yes*}

- In library or media lab (i.e., taught by a librarian, media specialist, computer teacher)
- Embedded in core subject(s) (i.e., taught as part of core subjects, such as English language arts, social studies, math, and/or science)
- Embedded in elective subject(s)
- Embedded in health, wellness, and/or SEL (i.e., is integrated into social-emotional learning, health and wellness, character education, and/or sex education)
- In after-school program(s)
- Other, please specify: _____

DL5. Please indicate whether your digital literacy instruction aligned to any of the following sets of standards. {Display if *DLI = Yes*}

	Yes	No
State standards		
District standards		
Other set of standards		

DL5open. Please identify the other set of digital literacy standards. {Display if *DL5 = Yes* to “other...”}

DL3. Does your school offer training on digital literacy for your students’ families?

- Yes
- No
- Don’t Know

Tech_more. We’d like to learn more about your school’s experiences with **artificial intelligence, digital literacy, and students’ cell phone use.** In the space below please share any other information you would like us to know on this topic.

This item is optional.

Attendance

Att1. Today (or the most recent day you have data), what is your attendance rate?

*An attendance rate is the percentage of your students who are **present** for school.*

_____ %

Click in the box below to select the date in the calendar that you used for the attendance rate.

School Demographics | Conclusion

{Do not display section if answered in a previous month}

TEACHER0. Please enter an approximate total teacher count for your school as of today.

Please enter the number of teachers, including full-time and part-time teachers.

_____ total number of teachers

STAFF0. Please enter an approximate total non-teacher staff count for your school as of today.

*Please enter the **number** of non-teaching staff, including full-time and part-time non-teachers.*

_____ total number of non-teaching staff

ENROLLMENT0. As of today, please enter your total student enrollment count.

*Please enter the **number** of students.*

_____ total number of students

Suggestions for Future Content

FutCont. We want to ensure we are continuing to collect information on topics that are relevant to the day-to-day functioning of U.S. public schools during the 2024-25 school year and beyond. In the space below, please share any topics you believe are important for us to know as we continue this monthly survey collection.

This item is optional.

School Pulse Panel

January 2025 Survey

School Demographics | Introduction

{Do not display section if answered in a previous month}

Grades. In which of the following grades or grade equivalent does your school have students enrolled?

- Kindergarten
- 1st grade
- 2nd grade
- 3rd grade
- 4th grade
- 5th grade
- 6th grade
- 7th grade
- 8th grade
- 9th grade/Freshman
- 10th grade/Sophomore
- 11th grade/Junior
- 12th grade/Senior
- Ungraded
- Adult education

Grades_adult. Does your school ONLY educate adult students over the age of 19? {Display if Grades = Adult education}

- Yes
- No

Inper. Is your school offering in-person learning for students during the 2024-25 school year?

- Yes
- No

Inper_no. Which of the following best describes how students are taught at your school? {Display if Inper = No}

- Fully virtual/online
- Other, please specify: _____

SchType. Which of the following best describes this school?

- REGULAR school – elementary or secondary
- SPECIAL PROGRAM EMPHASIS school – such as a science or math school, performing arts school, talented or gifted school, foreign language immersion school, etc.
- SPECIAL EDUCATION school – primarily serves students with disabilities
- CAREER/TECHNICAL/VOCATIONAL school – primarily serves students being trained for occupations
- ALTERNATIVE/OTHER school – offers a curriculum designed to provide alternative or nontraditional education; does not specifically fall into the categories of regular, special program emphasis, special education, or vocational school. Please specify: _____

College and Career Readiness

{Display AdvC1a and CCP items if 9th grade or above is selected in *Grades*}

AdvC1a. Does your school offer Advanced Placement (AP), Pre-Advanced Placement (Pre-AP), International Baccalaureate (IB), or dual enrollment courses?

- Yes
- No
- This type of coursework is not applicable to students at my school

AdvC1b. How many advanced courses are taught in your school? {Display if *AdvC1a = Yes*}

	Number of courses	We do not offer this program at our school
Advanced Placement (AP)		
Pre-Advanced Placement (Pre-AP)		
International Baccalaureate (IB)		
Dual enrollment		

AdvC1c. To the best of your knowledge, what percentage of students at your school are enrolled in advanced coursework?

{Display based on > 0 responses to <i>AdvC1b</i> }	Percentage of students	Don't know
Advanced Placement (AP)		
Pre-Advanced Placement (Pre-AP)		
International Baccalaureate (IB)		
Dual enrollment		

CCP1. To the best of your knowledge, what percentage of students in your school participate in the following:

	Percentage of students	We do not offer this	Don't know
Work-based learning opportunities			
Workforce credential training program (postsecondary recognized credential)			
Personalized career and academic plan			
Career and technical education (CTE) program			

CCP2. Does your school have a college and career readiness plan or goal?

- Yes
- No
- Don't know

CCP3. Using the responses below, fill in the sentence that best describes your school: "My school does a(n) _____ job preparing students for college."

- Poor
- Fair
- Good
- Very good
- Excellent

- Not applicable

CCP4. Using the responses below, fill in the sentence that best describes your school: “My school does a(n) _____ job preparing students for the workforce.”

- Poor
- Fair
- Good
- Very good
- Excellent
- Not applicable

CCP5. Do graduation requirements at your school include college and career milestones?

- Yes
- No
- Don’t know
- Not applicable – my school does not graduate students from high school

CCP6. Are graduation requirements at your school aligned to public postsecondary admissions requirements?

- Yes
- No
- Don’t know
- Not applicable – my school does not graduate students from high school

CCP7. Does your school employ any of the following staff to support college and career readiness?
Select all that apply.

- Work-based learning coordinator
- Career advisors
- Counselors
- Workforce intermediary
- Other, please specify: _____
- We do not employ any staff to support college and career readiness
- Don’t know
- Not applicable

CCP8. Does your school offer career and technical education?

- Yes
- No
- Don’t know
- Not applicable

CCP9. To what degree does your school counseling office use your students’ college and career readiness data to inform their work and outreach to students and their families?

- Never
- Rarely
- Sometimes
- Often

- Always
- Don't know
- Not applicable

CCP10. Does your school partner with any of the following for your CTE program? *Select all that apply.*
 {Display if *CCPI*, "CTE program 'Percentage of students'" > 0}

- Other school districts or local education agencies
- Technical or magnet schools within our school district
- Community or technical colleges
- Four-year college or university
- Other, please specify: _____

CCP_more. We'd like to learn more about schools' experiences with **college and career readiness**. In the space below, please share any information you would like us to know on this topic.

This item is optional.

Sources of Information

SO11a. When deciding on whether to write, implement, or revise a program or policy at your school, how often do you use the following sources of information?

	Never	Sometimes	Often	Always
Education-focused peer reviewed journal articles or empirical studies				
Education-focused news articles or blogs				
Education-focused podcasts or other digital media				
Data from your school, district, institution, and/or state				
Your own experience and expertise				
Colleague input, feedback, or consultation				
Other schools or districts				
Feedback and concerns from students				
Feedback and concerns from parents or community members				
Professional organizations or technical assistance resources				
Other source of information				

SO11a_open. What other source of information do you use? {Display if *SO11a* "Other" ≠ Never}

SO11b. Please identify the top three most important sources of information you rely on when deciding on whether to write, implement, or revise a program or policy at your school.

Education-focused peer reviewed journal articles or empirical studies

- Education-focused news articles or blogs
- Education-focused podcasts or other digital media
- Data from your school, district, institution, and/or state
- Your own experience and expertise
- Colleague input, feedback, or consultation
- Other schools or districts
- Feedback and concerns from students
- Feedback and concerns from parents or community members
- Professional organizations or technical assistance resources
- Other source of information

_____ 1st most important

_____ 2nd most important

_____ 3rd most important

SOI2. To what extent do you agree or disagree with the following statements that describe the current environment for you and the leadership team in your school?

Research evidence is the result of empirical studies, which may be found in reports, journal articles, and research summaries, or embedded in practice tools and assessments.

	Strongly disagree	Moderately disagree	Neither agree nor disagree	Moderately agree	Strongly agree
We have sufficient access to research evidence					
We have adequate time to access and review research evidence					
There are formal processes to help us engage critically with different information sources					
There are processes in place to support collaborative learning					

SOI3. Please rate your confidence level for the following statements: *“When deciding about a program or policy at my school, I feel confident that I have the knowledge and skills to...”*

	Not at all confident	Somewhat confident	Mostly confident	Very confident
find research evidence to inform practice, policy, or program development				
evaluate the quality of research				
interpret the results of research				
apply research evidence to practice, policy, or program development				
design evaluations of practices, policies, or programs				
partner with others to generate research evidence				

SOI_more. We’d like to learn more about **the information schools use** to inform policies and practices at their school. In the space below, please share any information you would like us to know on this topic.

This item is optional.

--

Family Engagement

ParEng5. Please indicate how frequently your school uses the following to engage with families during this school year.

	Daily	Weekly	Twice a month	Monthly	Less than monthly	Never
Open house/back to school nights						
Parent-teacher conferences						
Collaboration with parent organizations (e.g., PTA/ PTO/ PTSA, engagement-focused groups)						
Contact with individual families (e.g., through phone calls, text messages, emails, a dedicated app)						
School-wide communication with families (e.g., newsletters/emails, social media posts, website updates)						
Family input survey(s) from the school or district						
Events held during school hours that families can attend						
Events held outside school hours that families can attend						
Provide opportunities for families to volunteer at the school						
Other method or event not mentioned above						

ParEng10. Does your school require families to participate in a certain number of hours/events during this school year?

- Yes
- No

ParEng2. Do you have a parent/family engagement specialist or outreach worker at your school? This may be a school or district employee or an employee designated to serve in this role.

- Yes
- No

ParEng2b. Approximately how much time does this person spend working on duties associated with this position at your school? *{Display if ParEng2 = Yes}*

- This is their full-time job at our school
- About $\frac{3}{4}$ of their time
- About $\frac{1}{2}$ of their time
- About $\frac{1}{4}$ of their time
- Less than $\frac{1}{4}$ of their time

ParEng6. Approximately what percentage of students at your school have families you would characterize as “actively engaged” with the school?

_____ percent of students with actively engaged families

ParEng7. Overall, how easy or difficult is it to engage your students’ families with your school?

- Very difficult
- Somewhat difficult
- Somewhat easy
- Very easy

ParEng8. How responsive are families to your school’s efforts to increase their involvement with the student’s education?

- Not at all responsive
- Somewhat responsive
- Mostly responsive
- Completely responsive

ParEng9. To what extent, if any, do the following factors limit your school’s efforts to engage families?

	Limits in a major way	Limits in a minor way	Does not limit
Lack of interest from families			
Family constraints (e.g., work schedule conflicts, transportation, childcare)			
Lack of staff that can focus on family engagement			
Lack of or inadequate funding to support family engagement			
Language barriers between families and your school			

ParEng_more. We'd like to learn more about schools' **strategies to engage parents**. In the space below, please share any information you would like us to know on this topic.

This item is optional.

Attendance

Att1. Today (or the most recent day you have data), what is your attendance rate?

*An attendance rate is the percentage of your students who are **present** for school.*

_____ %

Click in the box below to select the date in the calendar that you used for the attendance rate.

School Demographics | Conclusion

{Do not display section if answered in a previous month}

TEACHER0. Please enter an approximate total teacher count for your school as of today.

Please enter the number of teachers, including full-time and part-time teachers.

_____ total number of teachers

STAFF0. Please enter an approximate total non-teacher staff count for your school as of today.

Please enter the number of non-teaching staff, including full-time and part-time non-teachers.

_____ total number of non-teaching staff

ENROLLMENT0. As of today, please enter your total student enrollment count.

Please enter the number of students.

_____ total number of students

Suggestions for Future Content

FutCont. We want to ensure we are continuing to collect information on topics that are relevant to the day-to-day functioning of U.S. public schools during the 2024-25 school year and beyond. In the space below, please share any topics you believe are important for us to know as we continue this monthly survey collection.

This item is optional.

School Pulse Panel

February 2025 Survey

School Demographics | Introduction

{Do not display section if answered in a previous month}

Grades. In which of the following grades or grade equivalent does your school have students enrolled?

- Kindergarten
- 1st grade
- 2nd grade
- 3rd grade
- 4th grade
- 5th grade
- 6th grade
- 7th grade
- 8th grade
- 9th grade/Freshman
- 10th grade/Sophomore
- 11th grade/Junior
- 12th grade/Senior
- Ungraded
- Adult education

Grades_adult. Does your school ONLY educate adult students over the age of 19? {Display if Grades = Adult education}

- Yes
- No

Inper. Is your school offering in-person learning for students during the 2024-25 school year?

- Yes
- No

Inper_no. Which of the following best describes how students are taught at your school? {Display if Inper = No}

- Fully virtual/online
- Other, please specify: _____

Concerns

ParCon24 1-1. How many **parents/guardians**, if any, have expressed concerns about the following during the 2024-25 school year?

	I have not heard this concern expressed by parents/guardians	Only one or two parents/guardians have expressed this concern	Several parents/guardians have expressed this concern	Many parents/guardians have expressed this concern
The school's ability to meet their child's academic needs				
The school's ability to meet their child's				

developmental needs (e.g., speech development, behavioral development)				
Threats or acts of violence by other students in the school				
Bullying and/or cyberbullying				
Their child's mental health				
Reliable transportation to and from school				
The availability of extra-curricular activities for their children				
The availability of academic assistance and/or enrichment offerings outside of regular school hours (e.g., after-school programs, summer programs)				
The availability of academic assistance offerings during regular school hours (e.g., tutoring, pull-out services)				
Issues related to staffing shortages (e.g., increased class sizes, disruptions or reductions in student services)				
Quality of communication from the school				
School curriculum				

Confilter. 1-2 Are you the principal, assistant/vice principal, or some other similar position, at your school?

- Yes, principal or similar position
- Yes, assistant/vice principal or similar position
- No, please specify: _____

AdmnCon24 1-3. What level of concern do YOU have about the following issues during the 2024-25 school year? {Display if Confilter ≠ No}

	No concern	Slightly concerned	Somewhat concerned	Moderately concerned	Extremely concerned
Students meeting academic standards					
Students meeting developmental milestones (e.g., speech development, behavioral development)					
Threats or acts of violence by students in the school					
Bullying and/or cyberbullying					
The mental health of STUDENTS at your school					
Reliable transportation to and from school for students					
The availability of extra-curricular activities for students					
The availability of academic assistance and/or enrichment offerings outside of regular school hours (e.g., after-school programs, summer programs)					
The availability of academic assistance offerings during regular school hours (e.g., tutoring, pull-out services)					
Issues related to staffing shortages (e.g., increased class sizes, staff doing work outside their intended duties)					
The mental health of TEACHERS or STAFF at your school					
YOUR own mental health					
The influence of individuals or groups outside of your school or district on school curriculum					

Con24_more 1-4. We’d like to learn more about the concerns you have heard around your school during the 2024-25 school year. In the space below, please share any other information you would like us to know on this topic.

This item is optional.

State Assessment Perceptions

SA_math 3-1. Does your school participate in state-mandated testing for mathematics?

- Yes
- No

SA1 3-2. To what extent do you agree or disagree with the following statements related to the main state-mandated **mathematics** test that your students will be given during the 2024-25 school year? {Display if SA_math = Yes}

	Strongly disagree	Somewhat disagree	Neither agree nor disagree	Somewhat agree	Strongly agree	Don't know
Results from state-mandated mathematics tests will provide useful data to inform classroom instruction						
I support use of the current statewide tests to measure student mastery of state mathematics standards						
The work we will do to prepare our students for the state-mandated mathematics test will take time away from other more important classroom work						
The state-mandated mathematics test will not accurately measure the ability of students with IEPs						
The state-mandated mathematics test will not accurately measure the ability of English Learner (EL/ELL/ESL) students						

SA2 3-3. What impact, if any, do you think the COVID-19 pandemic and its lingering effects will have on your students' performance on state-mandated mathematics testing **this school year**? {Display if SA_math = Yes}

- No negative impact
- Small negative impact
- Moderate negative impact
- Large negative impact
- Don't know

SA_ELA 3-4. Does your school participate in state-mandated testing for English language arts (ELA) and literacy?

- Yes
- No

SA3 3-5. To what extent do you agree or disagree with the following statements related to the main state-mandated **ELA/literacy** test that your students will be given during the 2024-25 school year? *{Display if SA_ELA = Yes}*

	Strongly disagree	Somewhat disagree	Neither agree nor disagree	Somewhat agree	Strongly agree	Don't know
Results from state-mandated ELA/literacy tests will provide useful data to inform classroom instruction						
I support use of the current statewide tests to measure student mastery of state ELA/literacy standards						
The work we will do to prepare our students for the state-mandated ELA/literacy test will take time away from other more important classroom work						
The state-mandated ELA/literacy test will not accurately measure the ability of students with IEPs						
The state-mandated ELA/literacy test will not accurately measure the ability of English Learner (EL/ELL/ESL) students						

SA4 3-6. What impact, if any, do you think the COVID-19 pandemic and its lingering effects will have on your students' performance on state-mandated ELA/literacy testing **this school year**? *{Display if SA_ELA = Yes}*

- No negative impact
- Small negative impact
- Moderate negative impact
- Large negative impact
- Don't know

SA5. What challenges, if any, has your school had related to state-mandated testing? *Select all that apply. {Display if SA1 or SA3 = "Yes"}*

- Inadequate resources or materials for effective test preparation
- Insufficient materials or resources for testing
- Inadequate technology for testing
- Physical space constraints for administering tests
- Disruptions to students' engagement in class or activities due to testing
- Disruptions to regular classes or activities due to staff covering testing
- Securing accommodations for students with diverse learning needs
- Other, please specify: _____
- We have not experienced any challenges related to state-mandated testing

SA_more 3-7. We'd like to learn more about schools' experiences with state assessments. In the space below, please share any other information you would like us to know on this topic. {Display if SA_math OR SA_ELA = Yes}

This item is optional.

Climate Impacts on Educational Operations

CI1. Please indicate whether your school has enacted any of the following strategies designed to reduce greenhouse gas emissions during the 2024-25 school year.

	Yes	No	Don't know
Energy efficiency measures (e.g., changing to more efficient fixtures or equipment)			
On-site use of energy generated by renewable power (i.e., solar, wind, geothermal)			
Purchase of off-site energy generated by renewable power (i.e., solar, wind, geothermal)			
Transportation efficiency measures			
Waste reduction, recycling, reuse, and/or composting			
Other ways to reduce greenhouse gas emissions			

CI1open. Please identify the other ways to reduce greenhouse gas emissions that are used by your school. {Display if CI1 = other}

CI2a. Does your school or district have a written strategic plan for greenhouse gas emissions reduction?

- Yes
- No
- Don't know

CI2b. How familiar are you with your school or district's plan for greenhouse gas emissions reduction?

{Display if CI2a = Yes}

- Not at all familiar
- Slightly familiar
- Somewhat familiar
- Moderately familiar
- Extremely familiar

CI3a. Does your school have a designated staff person working on reducing greenhouse gas emissions?

This role is sometimes referred to as a Sustainability Coordinator.

- Yes
- No

CI3b. Approximately how much time does this person spend working on duties associated with this position at your school? {Display if CI3a = Yes}

- This is their full-time job at our school
- About $\frac{3}{4}$ of their time
- About $\frac{1}{2}$ of their time
- About $\frac{1}{4}$ of their time
- Less than $\frac{1}{4}$ of their time

CI4. During the 2024-25 school year, has your school received requests from students or families to reduce greenhouse gas emissions?

- Yes
- No

CI5. Is environmental science offered as a standalone course at your school? {Display if Grades = 5th or above}

- Yes
- No

CI6a. Please indicate whether the following environmental topics are included in any curriculum or instruction at your school.

	Yes	No	Don't know
Energy efficiency			
Renewable energy			
Transportation			
Waste reduction, recycling, reuse, and/or composting			
Grounds and the outdoors			
Atmospheric science			
Earth systems			
Food systems			
Conservation education			
Climate change			
Careers in environmental science or related fields (i.e., green and blue careers)			

CI7. Does your school conduct any environmentally focused civic engagement activities?

These activities could include things like service learning, community service, or action projects.

- Yes
- No

CI9. Does your school have an environmental education graduation requirement? *{Display if Grades = 11th or 12th}*

- Yes
- No
- Not applicable – we do not graduate students

CI10. Have any teachers at your school received professional development on environmental education?

- Yes
- No

CI11a. Please indicate whether your school has experienced any of the following severe environmental or weather events since February 2024.

	Yes	No
Extreme heat		
Extreme cold		
Extreme storms (e.g., hurricane, tornado)		
Poor air quality due to an environmental event		
Other severe environmental or weather events		

CI11aopen. Please identify the other severe environmental or weather events your school has experienced since February 2024. *{Display if CI11a = “Yes” to “Other”}*

--

CI11heat. Please indicate if **extreme heat** has resulted in any of the following disruptions to learning since February 2024. *{Display if any of CI11a “extreme heat” = “Yes”}*

	Yes	No
Loss of at least one day but less than 1 school week of instructional hours		
Loss of more than 1 school week of instructional hours		
Reduction in classroom space due to closed classrooms		
Increase in student absenteeism		
Increase in teacher or staff absenteeism		

CI11cold. Please indicate if **extreme cold** has resulted in any of the following disruptions to learning since February 2024. *{Display if any of CI11a “extreme cold” = “Yes”}*

	Yes	No
Loss of at least one day but less than 1 school week of instructional hours		
Loss of more than 1 school week of instructional hours		
Reduction in classroom space due to closed classrooms		
Increase in student absenteeism		
Increase in teacher or staff absenteeism		

CI11storm. Please indicate if **extreme storms** have resulted in any of the following disruptions to learning since February 2024. {Display if any of CI11a “extreme storms” = “Yes”}

	Yes	No
Loss of at least one day but less than 1 school week of instructional hours		
Loss of more than 1 school week of instructional hours		
Reduction in classroom space due to closed classrooms		
Increase in student absenteeism		
Increase in teacher or staff absenteeism		

CI11aq. Please indicate if **poor air quality due to an environmental event** has resulted in any of the following disruptions to learning since February 2024. {Display if any of CI11a “poor air quality due to an environmental event” = “Yes”}

	Yes	No
Loss of at least one day but less than 1 school week of instructional hours		
Loss of more than 1 school week of instructional hours		
Reduction in classroom space due to closed classrooms		
Increase in student absenteeism		
Increase in teacher or staff absenteeism		

CI11c. Please indicate whether any of the following events at your school have experienced the following issues due to severe weather since February 2024. {Display if any of CI11a = Yes}

	Yes	No
Flooding in a school building		
Flooding on school grounds		
Wildfires that reach school grounds		
Loss of water in a school building		
Loss of electrical power in a school building for half a day or more		
Equipment malfunctioning or replacements needed		
School building closures		
Unsafe/unhealthy indoor and outdoor environmental quality		
Other issues		

CI11copen. Please identify the other issues. {Display if CI11c = “Yes” to “Other”}

Attendance

Att1. Today (or the most recent day you have data), what is your attendance rate?

*An attendance rate is the percentage of your students who are **present** for school.*

_____ %

Click in the box below to select the date in the calendar that you used for the attendance rate.

Next, we are interested in chronic absenteeism at your school during the 2024-25 school year. You may either report the percentage or number of students who were chronically absent this school year. Please only respond to one of the next two items you see.

ABS1_p. During the 2024-25 school year, approximately what percentage of students at your school have been **chronically absent**? Include excused and unexcused absences. {plan to display either version 1 or version 2, based on cognitive testing feedback}

Chronic absenteeism is defined as students who are absent for at least 10 percent of the school year

_____ percent of students chronically absent

OR

ABS1_e. During the 2024-25 school year, approximately how many students at your school have been chronically absent for the 2024-25 school year? {plan to display either version 1 or version 2, based on cognitive testing feedback}

Chronic absenteeism is defined as students who are absent for at least 10 percent of the school year

_____ number of students chronically absent

ABS2b 3 2b. Compared to the **LAST school year (2023-24)**, how has chronic absenteeism changed at your school during the 2024-25 school year? Include excused and unexcused absences. {plan to display either version 1 or version 2, based on cognitive testing feedback}

- Chronic student absenteeism has decreased a lot
- Chronic student absenteeism has decreased a little
- Chronic student absenteeism has remained about the same
- Chronic student absenteeism has increased a little
- Chronic student absenteeism has increased a lot
- Don't Know

Next, we are interested in chronic absenteeism at your school during the 2024-25 school year. You may either report the percentage or number of students who were chronically absent this school year. Please only respond to one of the next two items you see.

ABS1_p_v2. During the 2024-25 school year, approximately what percentage of students at your school are on track to be **chronically absent**? Include excused and unexcused absences. {plan to display either version 1 or version 2, based on cognitive testing feedback}

Chronic absenteeism is defined as students who are absent for at least 10 percent of the school year

_____ percent of students chronically absent

ABS1_e_v2. During the 2024-25 school year, approximately how many students at your school are on track to be chronically absent for the 2024-25 school year? {plan to display either version 1 or version 2, starting in February 2025, based on cognitive testing feedback}

Chronic absenteeism is defined as students who are absent for at least 10 percent of the school year

_____ number of students chronically absent

~~ABS2b_v2 3-2b. Thinking about students on track to be chronically absent, compared to the LAST school year (2023-24), how has chronic absenteeism changed at your school during the 2024-25 school year? Include excused and unexcused absences. {plan to display either version 1 or version 2, starting in February 2025, based on cognitive testing feedback}~~

- ~~Chronic student absenteeism has decreased a lot~~
- ~~Chronic student absenteeism has decreased a little~~
- ~~Chronic student absenteeism has remained about the same~~
- ~~Chronic student absenteeism has increased a little~~
- ~~Chronic student absenteeism has increased a lot~~
- ~~Don't Know~~

School Demographics | Conclusion

{Do not display section if answered in a previous month}

TEACHER0. Please enter an approximate total teacher count for your school as of today.

Please enter the number of teachers, including full-time and part-time teachers.

_____ total number of teachers

STAFF0. Please enter an approximate total non-teacher staff count for your school as of today.

Please enter the number of non-teaching staff, including full-time and part-time non-teachers.

_____ total number of non-teaching staff

ENROLLMENT0. As of today, please enter your total student enrollment count.

Please enter the number of students.

_____ total number of students

Suggestions for Future Content

FutCont. We want to ensure we are continuing to collect information on topics that are relevant to the day-to-day functioning of U.S. public schools during the 2024-25 school year and beyond. In the space below, please share any topics you believe are important for us to know as we continue this monthly survey collection.

This item is optional.

School Pulse Panel

March 2025 Survey

School Demographics | Introduction

{Do not display section if answered in a previous month}

Grades. In which of the following grades or grade equivalent does your school have students enrolled?

- Kindergarten
- 1st grade
- 2nd grade
- 3rd grade
- 4th grade
- 5th grade
- 6th grade
- 7th grade
- 8th grade
- 9th grade/Freshman
- 10th grade/Sophomore
- 11th grade/Junior
- 12th grade/Senior
- Ungraded
- Adult education

Grades_adult. Does your school ONLY educate adult students over the age of 19? {Display if Grades = Adult education}

- Yes
- No

Inper. Is your school offering in-person learning for students during the 2024-25 school year?

- Yes
- No

Inper_no. Which of the following best describes how students are taught at your school? {Display if Inper = No}

- Fully virtual/online
- Other, please specify: _____

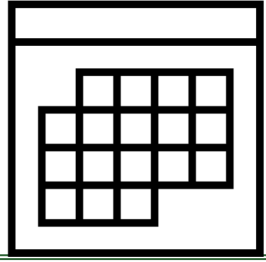
Attendance

~~Att1. Today (or the most recent day you have data), what is your attendance rate?~~

~~An attendance rate is the percentage of your students who are present for school.~~

~~_____ %~~

~~Please select the date in the calendar that you used for the attendance rate.~~



~~Next, we are interested in chronic absenteeism at your school during the 2024-25 school year. You may either report the percentage or number of students who were chronically absent this school year. Please only respond to one of the next two items you see.~~

~~**ABS1_p.** During the 2024-25 school year, approximately what percentage of students at your school have been **chronically absent**? Include excused and unexcused absences. (plan to display either version 1 or version 2, based on cognitive testing feedback)~~

~~Chronic absenteeism is defined as students who are absent for at least 10 percent of the school year~~

~~_____ percent of students chronically absent~~

~~OR~~

~~**ABS1_e.** During the 2024-25 school year, approximately how many students at your school have been chronically absent for the 2024-25 school year? (plan to display either version 1 or version 2, based on cognitive testing feedback)~~

~~Chronic absenteeism is defined as students who are absent for at least 10 percent of the school year~~

~~_____ number of students chronically absent~~

~~**ABS2b 3-2b.** Compared to the LAST school year (2023-24), how has chronic absenteeism changed at your school during the 2024-25 school year? Include excused and unexcused absences. (plan to display either version 1 or version 2, based on cognitive testing feedback)~~

- ~~Chronic student absenteeism has decreased a lot~~
- ~~Chronic student absenteeism has decreased a little~~
- ~~Chronic student absenteeism has remained about the same~~
- ~~Chronic student absenteeism has increased a little~~
- ~~Chronic student absenteeism has increased a lot~~
- ~~Don't Know~~

~~Next, we are interested in chronic absenteeism at your school during the 2024-25 school year. You may either report the percentage or number of students who were chronically absent this school year. Please only respond to one of the next two items you see.~~

~~**ABS1_p_v2.** During the 2024-25 school year, approximately what percentage of students at your school are on track to be **chronically absent**? Include excused and unexcused absences. (plan to display either version 1 or version 2, based on cognitive testing feedback)~~

~~Chronic absenteeism is defined as students who are absent for at least 10 percent of the school year~~

~~_____ percent of students chronically absent~~

~~**ABS1_e_v2.** During the 2024-25 school year, approximately how many students at your school are on track to be chronically absent for the 2024-25 school year? (plan to display either version 1 or version 2, starting in February 2025, based on cognitive testing feedback)~~

~~_____ Chronic absenteeism is defined as students who are absent for at least 10 percent of the school year~~

~~_____ number of students chronically absent~~

~~**ABS2b_v2 3-2b.** Thinking about students on track to be chronically absent, compared to the **LAST school year (2023-24)**, how has chronic absenteeism changed at your school during the 2024-25 school year? Include excused and unexcused absences. (plan to display either version 1 or version 2, starting in February 2025, based on cognitive testing feedback)~~

Mental Health and Well-Being

MH_ly 1-1a. Did you work at [SCHOOL NAME] prior to this school year?

- Yes
- No

*The following items focus on mental health services provided to **STUDENTS** during the 2024-25 school year.*

MH1 1-1b. During the 2024-25 school year, which of the following, if any, school-based mental health services have been provided to STUDENTS? *Select all that apply.*

- Outreach (e.g., a screening of all students for mental health concerns)
- Case management (e.g., identifying and coordinating mental health support for individual students)
- Needs assessment (e.g., evaluating the gaps in resources for an individual student's well-being)
- Individual-based intervention (e.g., providing one-on-one counseling or therapy to student)
- Group-based intervention (e.g., providing services to a group of students who are all seeking help for the same issue)
- Family-based intervention (e.g., providing resources to caregivers for supporting their student's health)
- Telehealth delivery (e.g., meeting between mental service provider and students via video or phone at school)
- External referrals (e.g., referring students to mental health professionals outside of school)
- Other, please specify: _____
- We have not provided any school-based mental health services during the 2024-25 school year

MH22 1-2. Approximately what percentage of students at your school utilize **school-based** mental health services? {Display if *MHI* ≠ "We have not provided any..."}
 _____ percent of students

MH2 1-3. Who provides the formal mental health services offered at your school? *Select all that apply.*

{Display if *MHI* ≠ “We have not provided any...”}

- School- or district-employed licensed mental health professional (e.g., school psychologist, social worker)
- School counselor (e.g., academic or general counselor)
- School nurse
- Outside practice or program that provides services at your school (e.g., university programs, contracted services)
- Other, please specify: _____

MH23a 1-4a. Did your school implement any changes to the daily or yearly academic calendar in order to mitigate potential mental health issues for students and staff during the COVID-19 pandemic (school years 2020-21 through 2022-23)? {Display if *MHy* = Yes}

Include actions like designating time during the school day to focus on mental wellness and adding designated days off for students and staff to focus on their mental health. Please do not include changes due to physical health concerns.

- Yes
- No

MH23b 1-4b. For the 2024-25 school year, are you still implementing any of these actions? {Display if *MH23a* = Yes}

- Yes, these changes have become part of our regular daily or yearly academic calendar
- Yes, but we have reduced the amount of time or number of days dedicated to mitigating mental health concerns
- No, our daily or yearly academic calendar has reverted back to the pre-COVID era

MH24 1-5. During the 2024-25 school year, has your school done (or will it do) any of the following to support students’ social/emotional/mental well-being? *Select all that apply.*

- Created new positions to support student social/emotional/mental well-being
- Encouraged existing staff to support student social/emotional/mental well-being
- Added student classes to support social/emotional/mental well-being
- Created or expanded a program to support student social/emotional/mental well-being
- Offered guest speakers to support student social/emotional/mental well-being
- Offered professional development to train teachers to support student social/emotional/mental well-being
- Held assemblies to support student social/emotional/mental well-being
- Created community events and partnerships to support student social/emotional/mental well-being
- Other, please specify: _____
- We have not implemented any practices or procedures designed to support student social/emotional/mental well-being

MH12a 1-6. To what extent do you agree or disagree with the following statement: “My school is able to effectively provide mental health services to all students in need.”

- Strongly disagree
- Moderately disagree
- Neither agree nor disagree
- Moderately agree

- Strongly agree

MH12b 1-7. Which of the following factors, if any, limit your school's efforts to effectively provide mental health services to all students in need? *Select all that apply.*

- Inadequate access to licensed mental health professionals
- Insufficient mental health professional staff coverage to manage caseload
- Inadequate funding
- Potential legal issues for school or district (e.g., malpractice, insufficient supervision, confidentiality)
- Concerns about reactions from parents
- Lack of community support for providing mental health services to students in your school
- Requirements that the school pay for the mental health services
- Reluctance among school staff to label students with mental health disorders to avoid stigmatizing the child
- Other, please specify: _____
- My school has not experienced any limitations to effectively providing mental health services to all students in need

MH25 1-8. For the 2024-25 school year, which of the following sources of funding, if any, have been used to support mental health services for students? *Select all that apply.*

- Federal grants or other federal programs
- State grants or other state programs
- District or school financial funding
- Partnerships or sponsorships with organizations
- Other, please specify: _____
- None of the above
- Don't know

MH26 1-9. In which of the following areas related to accessing/utilizing federal funds for student support services, if any, has your school experienced challenges? *Select all that apply.* {display if MH25= "federal grants or..."}

- Grant execution
- Distribution of funds
- Documentation of funds usage
- Needs analysis
- Other, please specify: _____
- We have not experienced any challenges in these areas
- Don't know

*The following items focus on mental health services provided to **STUDENTS** compared to last school year (2023-24).*

MH27 1-10. Compared to last school year (2023-24), how has the percentage of students who have sought school-based mental health services changed? {Display if MHly = Yes}

- It has decreased a lot
- It has decreased a little
- It has remained the same
- It has increased a little
- It has increased a lot

MH28 1-11. Compared to last school year (2023-24), how has the amount of school-based mental health services **provided** to students changed? {Display if *MHly* = Yes}

- It has decreased a lot
- It has decreased a little
- It has remained the same
- It has increased a little
- It has increased a lot

MH29 1-12. Compared to last school year (2023-24), how has the percentage of staff expressing concerns with students exhibiting depression, anxiety, trauma, or emotional dysregulation/disturbance changed? {Display if *MHly* = Yes}

- It has decreased a lot
- It has decreased a little
- It has remained the same
- It has increased a little
- It has increased a lot

*The following items focus on mental health services provided to **STAFF** during the 2024-25 school year.*

MH30 1-13. During the 2024-25 school year, which of the following, if any, mental health services are available to **staff**? *Select all that apply.*

- Group-based or peer support interventions
- Referrals to mental health services outside of school
- Mental health-related professional development
- Regular staff self-assessments
- Proactive outreach to staff members
- Employee assistance programs (EAPs) that have a mental health component
- Other, please specify: _____
- There are no mental health services available for staff

MH31 1-14. For the 2024-25 school year, which of the following sources of funding, if any, have been used to support mental health services for staff? *Select all that apply.*

- Federal grants or other federal programs
- State grants or other state programs
- District or school financial funding
- Partnerships or sponsorships with organizations
- Other, please specify: _____
- None of the above
- Don't know

The following items focus on mental health services available to **STAFF compared to the last school year (2023-24)**.

MH32 1-15. Compared to last school year (2023-24), how has the amount of mental health services available to staff changed? {Display if MHly = Yes}

- It has decreased a lot
- It has decreased a little
- It has remained the same
- It has increased a little
- It has increased a lot

MH33 1-16. Compared to last school year (2023-24), how has the percentage of staff expressing concerns with themselves or their colleagues exhibiting depression, anxiety, trauma, or emotional dysregulation/disturbance changed? {Display if MHly = Yes}

- It has decreased a lot
- It has decreased a little
- It has remained the same
- It has increased a little
- It has increased a lot

MH_more 1-17. We'd like to learn more about schools' experiences with **student and staff mental health during the 2024-25 school year**. In the space below, please share any other information you would like us to know on this topic.

This item is optional.

Drug Overdose Prevention

DOP1 2-1. Does your school or district provide formal training to teachers and staff on how to recognize the signs of a potential drug overdose?

- Yes
- No

DOP2 2-2. During this school year, please indicate whether your school included (or will include) information about the dangers of fentanyl in the following:

	Yes	No
Classroom instruction		
Assemblies/guest speakers held during school hours		
Events for students held outside of school hours		
Events for families held outside of school hours		
Other		

DOP2_open 2-3. Please describe the other ways that information about the dangers of fentanyl have been shared. {Display if DOP2_5 “Other” = Yes}

DOP3 2-4. Is naloxone (Narcan) kept at your school?

Naloxone is a medication that can reverse an overdose from opioids—including heroin, fentanyl, and prescription opioid medications—when given in time.

- Yes
- No

DOP4. Are all, some, or none of the following at your school trained to administer naloxone?

	All	Only some	None
School nurses or nurse’s aides			
Mental health professionals			
School security personnel (i.e., School Resource Officers [SRO], sworn law enforcement officers, or other security officers)			
Classroom teachers			
Non-teaching staff (e.g., tutors, coaches, support staff)			
Administrative staff			
Students			
Other			

DOP4a 2-5. Are any of the following individuals at your school trained to administer naloxone? *Select all that apply.*

- School nurse or nurse’s aide
- Mental health professional
- School security personnel (i.e., School Resource Officers [SRO], sworn law enforcement officers, or other security officers)
- Classroom teachers
- Non-teaching staff (e.g., tutors, coaches, support staff)
- Administrative staff
- Students
- Other, please specify: _____
- No one at my school is trained to administer naloxone

DOP4b 2-6. Are all or only some of these individuals trained to administer naloxone?

{Rows display based on responses to DOP#a}	All	Only some
School nurse or nurse’s aide		
Mental health professional		
School security personnel (i.e., School Resource Officers [SRO], sworn law enforcement officers, or other security officers)		
Classroom teachers		
Non-teaching staff (e.g., tutors, coaches, support staff)		
Administrative staff		
Students		

DOP4_open. Please tell us the other people at your school that are trained to administer naloxone.

DOP5 2- 7. During this school year, has anyone from your school administered naloxone on school grounds or at school-sponsored events?

- Yes
- No

School and District Vaccine Requirements

Vac1 3-1. When does your school or district collect ~~vaccination~~ information from families about your students' vaccination status? *Select all that apply.*

- During initial enrollment or registration
- At the start of each academic year
- After the student reaches the age of a required immunization
- At regular intervals throughout the school year
- Before specific events, such as school field trips and sports activities
- As needed, such as when health concerns or outbreaks occur
- Other, please specify: _____
- Not applicable, we do not collect this information our students' vaccine information is maintained by an outside organization (e.g., health department, state agency)
- ~~Other, please specify: _____~~

Vac2 3-2. Which of the following are acceptable ways for families to report students' vaccination status to your school or district? *Select all that apply.* {Display if Vac1 ≠ not applicable}

- Self-report from families
- Family-held vaccination/immunization record card
- Unsigned report from a health care provider
- Signed report from a health care provider
- Direct communication with healthcare providers
- Electronic health records integrated with school systems (e.g., Immunization Information System)
- Other, please specify: _____

~~How does your school collect vaccination information about your students? *Select all that apply.* {Display if Vac1 ≠ not applicable}~~

- ~~Paper forms completed by families~~
- ~~Digital forms submitted through an online portal~~
- ~~Direct communication with healthcare providers~~
- ~~Electronic health records integrated with school systems~~
- ~~Other, please specify: _____~~

Vac3a. Who at your school is responsible for determining if students have documentation showing that they have received all required vaccinations? *Select all that apply.* {Display if Vac1 ≠ not applicable}

- School nurse or nurse's aide
- Principal
- Administrative staff other than the principal

- School counselor
- District-level staff
- Local or state health officials
- School volunteer
- Other staff, please specify: _____

Vac3b. Who at your school is responsible for following up with students without documentation showing that they have received all required vaccinations? *Select all that apply.* {Display if *Vac1* ≠ not applicable}

- School nurse or nurse's aide
- Principal
- Administrative staff other than the principal
- School counselor
- District-level staff
- Local or state health officials
- School volunteer
- Other staff, please specify: _____

~~**Vac3-3.** Who at your school is responsible for making sure that students are up to date on their vaccinations? *Select all that apply.* {Display if *Vac1* ≠ not applicable}~~

- ~~School nurse or nurse's aide~~
- ~~Principal~~
- ~~Administrative staff other than the principal~~
- ~~School counselor~~
- ~~District level staff or district level health officials~~
- ~~Other staff, please specify: _____~~

Vac4 3-4. What does your school do if a student has not provided documentation that they have received all required vaccinations~~is not up to date on their vaccinations~~? *Select all that apply.*

- Notify families about the vaccination requirements
- Provide information on where to obtain vaccinations
- Student is given a "grace period" of a set number of days to provide complete documentation
- Student is offered an exemption from school vaccination requirements
- Student is allowed to attend school with proof of a vaccine appointment
- _____
- Restrict the student's participation in certain activities or events
- Exclude the student from school until they provide documentation that they have received all required vaccinations
- _____
- ~~Temporarily exclude the student from school until vaccinations are up to date~~
- Implement a formal disciplinary review process
- Report the situation to local health authorities
- Something else, please specify: _____
- Other, please specify: _____

~~**Vac5-3-5a.** How does your school or district communicate~~provide information~~ to families about required vaccines? *Select all that apply.*~~

- Direct communication with families (e.g., emails, phone calls)
- Newsletters or other handouts

- Through on-site vaccination clinics or services
- ~~Offer on-site vaccination clinics or services~~
- Information sessions with healthcare professionals
- School meetings or events (e.g., parent-teacher conferences, open house, back-to-school night)
- ~~Discussions at parent teacher conferences~~
- Dedicated campaigns (e.g., posters around the school)
- School website and social media
- Other, please specify: _____
- We do not communicate with families about required vaccines

Vac5b. What information does your school or district communicate to families about vaccines? *Select all that apply.* {Display if Vac5a ≠ “We do not...”}

- Vaccination requirements
- Vaccination exemption procedures
- Recommended vaccination schedules for vaccines that are not required for school entry
- Vaccination information from the Centers for Disease Control and Prevention (CDC)
- Vaccination information from local or state health departments
- Information about potential vaccine providers
- Vaccination events
- Other, please specify: _____

Vac6a 3-6. How easy or difficult has it been for you to get **all** students at your school to receive their required vaccinations for the 2024-25 school year ~~be up to date on their vaccinations?~~

- Very easy
- Somewhat easy
- Somewhat difficult
- Very difficult

Vac6b 3-7. What barriers has your school faced in getting all students at your school to **receive their required vaccinations**? *Select all that apply.*

- Lack of access to vaccination services or clinics
- Insufficient communication with parents or guardians
- Limited school resources or funding for vaccination programs
- Inadequate tracking and follow-up systems
- Language or cultural barriers affecting vaccination compliance
- Families concerned about vaccine safety
- Refusal from families to vaccinate their child(ren) for religious or philosophical reasons
- Other, please specify: _____
- We have not faced any barriers getting all students to receive their required vaccinations

Vac7a. How easy or difficult has it been for your school to get required vaccination status documentation ~~e-records~~ for **all** students at your school?

- Very easy
- Somewhat easy
- Somewhat difficult
- Very difficult

Vac7ba 3-8. What barriers, if any, has your school experienced when collecting required vaccination records for all students? *Select all that apply.*

- Insufficient communication with parents or guardians
- Inadequate student tracking and follow-up systems
- Limited school resources or funding for vaccination programs
- Reluctance from families to share medical data with schools
- ~~Family language or cultural barriers affecting vaccination compliance documentation requirements~~
- ~~Families concerned about vaccine safety or misinformation~~
- ~~Resistance or reluctance from families to vaccinate their children for reasons other than safety or misinformation~~
- Other, please specify: _____
- We have not faced any barriers getting required vaccination records for all students

Vac7b 3-9. What barriers has your school faced in getting all students up to date on their vaccinations? *Select all that apply.*

- ~~Lack of access to vaccination services or clinics~~
- ~~Insufficient communication with parents or guardians~~
- ~~Resistance or reluctance from families to vaccinate their children~~
- ~~Limited school resources or funding for vaccination programs~~
- ~~Inadequate tracking and follow up systems~~
- ~~Language or cultural barriers affecting vaccination compliance~~
- ~~Concerns about vaccine safety or misinformation~~
- ~~Other, please specify: _____~~
- ~~We have not faced any barriers getting all students up to date on their vaccinations~~

Vac8 3-10. Does your school or district provide families with information about eligibility or enrollment in the following programs?

	Yes	No
Vaccines for Children (VFC) Program		
Medicaid		
<u>Children’s Health Insurance Program (CHIP)</u>		
Free or reduced cost vaccinations for students		

Vac9 3-11a. Does your school or district have partnerships with any of the following public health agencies to promote or provide vaccinations for your students? *Select all that apply.*

- Local health department
- State health department
- Federal health agencies (e.g., Center for Disease Control, Department of Health and Human Services)
- Community health clinics
- Non-profit health organizations
- Other, please specify: _____

- We do not have partnerships with any public health agency to promote or provide vaccinations to our students

Vac9b. What kind of support does your school receive from your partnerships with public health agencies? {Display if Vac9a ≠ “We do not...”}

- Informational resources to share with families
- In-person education at school events
- School-located vaccination events
- Vaccination events at other community locations
- Other, please specify: _____

Vac10a. During this school year, has your school or district held any vaccination events?

- Yes, at our school
- Yes, at a location other than our school
- No

Vac10b. Which vaccines were offered at these events? *Select all that apply.* {Display if Vac10a ≠ No}

- Measles, mumps, and rubella (MMR)
- Diphtheria-Tetanus-Pertussis (DTaP)
- Polio
- Varicella
- Influenza
- COVID-19
- Don't know

Vac10-Vac11 3-12. To what extent do you agree or disagree with the following statement: “My school should be responsible for promoting vaccinations to all of our students.”?

- Strongly disagree
- Moderately Disagree
- Neither agree nor disagree
- Moderately Agree
- Strongly agree

Vac11-Vac12 3-13. To what extent do you agree or disagree with the following statement: “My school should be responsible for promoting preventative health activities other than vaccinations (e.g., annual well visits, health screenings, healthy eating, physical activity, adequate sleep e.g., healthy eating, physical activity, adequate sleep) to our students.”?

- Strongly disagree
- Disagree
- Neither agree nor disagree
- Agree
- Strongly agree

Attendance

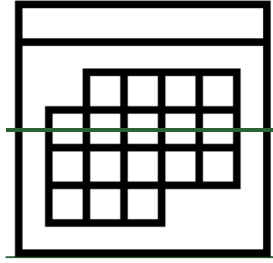
Att1. Today (or the most recent day you have data), what is your attendance rate?

*An attendance rate is the percentage of your students who are **present** for school.*

_____ %

Click in the box below to select the date in the calendar that you used for the attendance rate.

Please select the date in the calendar that you used for the attendance rate.



Next, we are interested in chronic absenteeism at your school during the 2024-25 school year. You may either report the percentage or number of students who were chronically absent this school year. Please only respond to one of the next two items you see.

ABS1-p. During the 2024-25 school year, approximately what percentage of students at your school have been **chronically absent**? Include excused and unexcused absences. {plan to display either version 1 or version 2, based on cognitive testing feedback}

Chronic absenteeism is defined as students who are absent for at least 10 percent of the school year

_____ percent of students chronically absent

OR

ABS1-c. During the 2024-25 school year, approximately how many students at your school have been chronically absent for the 2024-25 school year? {plan to display either version 1 or version 2, based on cognitive testing feedback}

Chronic absenteeism is defined as students who are absent for at least 10 percent of the school year

_____ number of students chronically absent

ABS2b-3-2b. Compared to the **LAST school year (2023-24)**, how has chronic absenteeism changed at your school during the 2024-25 school year? Include excused and unexcused absences. {plan to display either version 1 or version 2, based on cognitive testing feedback}

- ___ Chronic student absenteeism has decreased a lot
- ___ Chronic student absenteeism has decreased a little
- ___ Chronic student absenteeism has remained about the same
- ___ Chronic student absenteeism has increased a little
- ___ Chronic student absenteeism has increased a lot
- ___ Don't Know

Next, we are interested in chronic absenteeism at your school during the 2024-25 school year. You may either report the percentage or number of students who were chronically absent this school year. Please only respond to one of the next two items you see.

ABS1-p-v2. During the 2024-25 school year, approximately what percentage of students at your school are on track to be **chronically absent**? Include excused and unexcused absences. {plan to display either version 1 or version 2, based on cognitive testing feedback}

Chronic absenteeism is defined as students who are absent for at least 10 percent of the school year

_____ percent of students chronically absent

ABS1-e-v2. During the 2024-25 school year, approximately how many students at your school are on track to be chronically absent for the 2024-25 school year? {plan to display either version 1 or version 2, starting in February 2025, based on cognitive testing feedback}

Chronic absenteeism is defined as students who are absent for at least 10 percent of the school year

_____ number of students chronically absent

ABS2b-v2 3-2b. Thinking about students on track to be chronically absent, compared to the **LAST school year (2023-24)**, how has chronic absenteeism changed at your school during the 2024-25 school year? Include excused and unexcused absences. {plan to display either version 1 or version 2, starting in February 2025, based on cognitive testing feedback}

School Demographics | Conclusion

{Do not display section if answered in a previous month}

TEACHER0. Please enter an approximate total teacher count for your school as of today.

Please enter the number of teachers, including full-time and part-time teachers.

_____ total number of teachers

STAFF0. Please enter an approximate total non-teacher staff count for your school as of today.

Please enter the number of non-teaching staff, including full-time and part-time non-teachers.

_____ total number of non-teaching staff

ENROLLMENT0. As of today, please enter your total student enrollment count.

Please enter the number of students.

_____ total number of students

Suggestions for Future Content

FutCont. We want to ensure we are continuing to collect information on topics that are relevant to the day-to-day functioning of U.S. public schools during the 2024-25 school year and beyond. In the space below, please share any topics you believe are important for us to know as we continue this monthly survey collection.

This item is optional.

--

School Pulse Panel

April 2025 Survey

School Demographics | Introduction

{Do not display section if answered in a previous month}

Grades. In which of the following grades or grade equivalent does your school have students enrolled?

- Kindergarten
- 1st grade
- 2nd grade
- 3rd grade
- 4th grade
- 5th grade
- 6th grade
- 7th grade
- 8th grade
- 9th grade/Freshman
- 10th grade/Sophomore
- 11th grade/Junior
- 12th grade/Senior
- Ungraded
- Adult education

Grades_adult. Does your school ONLY educate adult students over the age of 19? {Display if Grades = Adult education}

- Yes
- No

Inper. Is your school offering in-person learning for students during the 2024-25 school year?

- Yes
- No

Inper_no. Which of the following best describes how students are taught at your school? {Display if Inper = No}

- Fully virtual/online
- Other, please specify: _____

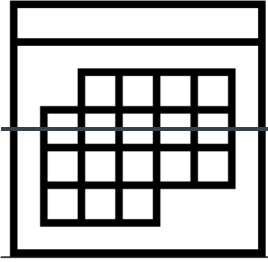
Attendance

Att1. Today (or the most recent day you have data), what is your attendance rate?

*An attendance rate is the percentage of your students who are **present** for school.*

_____ %

Please select the date in the calendar that you used for the attendance rate.



Next, we are interested in chronic absenteeism at your school during the 2024–25 school year. You may either report the percentage or number of students who were chronically absent this school year. Please only respond to one of the next two items you see.

ABS1_p. During the 2024–25 school year, approximately what percentage of students at your school have been **chronically absent**? Include excused and unexcused absences. {plan to display either version 1 or version 2, based on cognitive testing feedback}

Chronic absenteeism is defined as students who are absent for at least 10 percent of the school year

_____ percent of students chronically absent

OR

ABS1_c. During the 2024–25 school year, approximately how many students at your school have been chronically absent for the 2024–25 school year? {plan to display either version 1 or version 2, based on cognitive testing feedback}

Chronic absenteeism is defined as students who are absent for at least 10 percent of the school year

_____ number of students chronically absent

ABS2b 3-2b. Compared to the LAST school year (2023–24), how has chronic absenteeism changed at your school during the 2024–25 school year? Include excused and unexcused absences. {plan to display either version 1 or version 2, based on cognitive testing feedback}

- Chronic student absenteeism has decreased a lot
- Chronic student absenteeism has decreased a little
- Chronic student absenteeism has remained about the same
- Chronic student absenteeism has increased a little
- Chronic student absenteeism has increased a lot
- Don't Know

Next, we are interested in chronic absenteeism at your school during the 2024–25 school year. You may either report the percentage or number of students who were chronically absent this school year. Please only respond to one of the next two items you see.

ABS1_p_v2. During the 2024–25 school year, approximately what percentage of students at your school are on track to be **chronically absent**? Include excused and unexcused absences. {plan to display either version 1 or version 2, based on cognitive testing feedback}

Chronic absenteeism is defined as students who are absent for at least 10 percent of the school year

○ _____ percent of students chronically absent

~~ABS1_e_v2. During the 2024-25 school year, approximately how many students at your school are on track to be chronically absent for the 2024-25 school year? {plan to display either version 1 or version 2, starting in February 2025, based on cognitive testing feedback}~~

○ ~~Chronic absenteeism is defined as students who are absent for at least 10 percent of the school year~~

○ _____ number of students chronically absent

~~ABS2b_v2 3-2b. Thinking about students on track to be chronically absent, compared to the **LAST school year (2023-24)**, how has chronic absenteeism changed at your school during the 2024-25 school year? Include excused and unexcused absences. {plan to display either version 1 or version 2, starting in February 2025, based on cognitive testing feedback}~~

Transportation

{Display section if *Inper_Resp* or *Inper* = Yes}

Tran_gate . Please indicate which of the following modes of transportation are available for your students to travel to and from school.

	Yes, this mode of transportation is available to our students	No, this mode of transportation is not available to our students
By school bus		
By public transportation (e.g., subway, metro, city bus)		
By bike, scooter, skateboard, or other similar means		
By walking to <u>or from</u> school		
By being dropped off/picked up by car		
By driving their own car		
Other		

Tran1. On a typical school day, approximately what percentage of your students travel to and from school using the following modes of transportation? {Display responses based on Tran_gate = Yes}

If a student takes multiple modes of transportation during their commute, count only the mode of transportation they spend the most time on when estimating percentages. For example, if a student rides the subway for 25 minutes and then walks the last 5 minutes to get to school, count them in the "By public transportation" estimate.

Percentages must add up to 100%

By school bus	%
By public transportation (e.g., subway, metro, city bus)	%
By bike, scooter, skateboard, or other similar means	%
By walking to school	%
By being dropped off/picked up by car	%
By driving their own car	%
Other	%

Tran2. Are there sidewalks on the streets immediately surrounding your school?

- Yes, on all streets
- Yes, on some streets
- No

Tran3. Are there school zones in the area immediately surrounding your school?

- Yes
- No

Tran4a. Is there a crossing guard(s) working on the streets immediately surrounding your school?

- Yes
- No

Tran4b. When is there a crossing guard(s) available to assist students? {Display if Tran4a = Yes}

- Every day before AND after school
- Every day only before school
- Every day only after school
- Some days before AND after school
- Some days only before school
- Some days only after school
- Other, please specify: _____

Tran11a. Is free or subsidized public transportation offered to students? {Display if Tran_gate = By public transportation}

- Yes, to all students
- Yes, to some students
- No

Tran11b. Which of the following sources of funding have been used to provide free or subsidized public transportation to students? Select all that apply. {Display if Tran11a ≠ No}

- Federal grants or other federal programs
- State grants or other state programs
- City, county or other local grants or other city, county, or local programs
- District or school financial funding
- Other, please specify: _____
- None of the above
- Don't know

Tran5_v2. Which of the following traffic calming measures, if any, immediately surround your school?
Select all that apply.

Traffic calming measures are intended to encourage drivers to reduce speed.

Speed humps/tables




Speed safety cameras



Raised intersection crossings or other crosswalk visibility enhancements



○Mid-block crossings with pedestrian hybrid beacons or rapid rectangular flashing beacons



○Mid-block crossings without pedestrian hybrid beacons or rapid rectangular flashing beacons



○Curb extensions



○Chicanes (diversions or shifts in vehicle travel lanes in order to reduce vehicle speeds)



○Other, please specify: _____

○There are no traffic calming measures immediately surrounding our school

- ~~○ Traffic calming measures are intended to encourage drivers to reduce speed.~~
- ~~○ Speed humps/tables~~
- ~~○ Speed safety cameras~~
- ~~○ Raised intersection crossings or other crosswalk visibility enhancements~~
- ~~○ Mid-block crossings with pedestrian hybrid beacons or rapid rectangular flashing beacons~~
- ~~○ Mid-block crossings without pedestrian hybrid beacons or rapid rectangular flashing beacons~~

- Curb extensions
- Chicanes (diversions or shifts in vehicle travel lanes in order to reduce vehicle speeds)
- Other, please specify: _____
- There are not traffic calming measures immediately surrounding our school

Tran6_v2. What, if any, types of ~~ich~~ of the following bike infrastructure immediately surround your school? *Select all that apply.*

Sharrow (painted lane marking indicating that bicycles and vehicles share a travel lane)



Bike Lane with a painted stripe



Buffered Bike Lane (i.e., painted buffer, bollard buffer)



○ Protected Bike Lane (i.e., median/curb separated, parking separating car and bike lanes)




○ Shared use path, off-street Bike Lane, or other trail



○ Raised/grade separated intersection crossings



○ Bike light (time separated crossing)



○ Other, please specify: _____

We have no bike infrastructure surrounding our school

- ~~Sharrow (painted lane marking indicating that bicycles and vehicles share a travel lane)~~
- ~~Bike Lane with a painted stripe~~
- ~~Buffered Bike Lane (i.e., painted buffer, bollard buffer)~~
- ~~Protected Bike Lane (i.e., median/curb separated, parking separating car and bike lanes)~~
- ~~Shared use path, off-street Bike Lane, or other trail~~
- ~~Raised/grade separated intersection crossings~~
- ~~Bike light (time separated crossing)~~
- ~~Other, please specify: _____~~
- ~~We have no bike infrastructure surrounding our school~~

Tran7a_v2. Which of the following bicycle parking types are available on your school grounds? *Select all that apply.*

- Bicycle racks
- Bicycle lockers
- Other, please specify: _____
- Bicycle parking is not available on school grounds

Tran7b. Is the bicycle parking at your school adequate to accommodate the number of people who bike to your school? {Display if *Tran7a* = Yes}

- Yes
- No

Tran7c. Which of the following types of bicycle racks are available at your school? *Select all that apply.*
{Display if *Tran7a_v2* = Bicycle racks}

- ~~Bicycle racks that are mounted into the ground and hold the bicycle firmly~~
- ~~Bicycle racks that are mounted into the wall and hold the bicycle firmly~~
- Bicycle racks that do not adequately secure the bicycle (e.g., bicycle racks that are not mounted, racks that do not allow bicycle locks, etc.)
- Other, please specify: _____

Tran8. Please indicate whether PARENTS/GUARDIANS have reported the following as barriers to their children walking, biking, or using other non-automotive means to commute to school.

	Yes	No
<u>Lack of safety measures (e.g., sidewalks, crossing guards) on the commute to school</u>		
<u>Distance from home to school</u>		
<u>Traffic conditions on the commute</u>		
<u>Weather</u>		
<u>Crime around school</u>		
<u>Child's age</u>		
<u>Other, please specify: _____</u>		

Tran9. To what extent do you agree or disagree with the following statement: “Traffic patterns around my school pose a threat to my students’ physical safety while commuting to school.”

- Strongly disagree
- Moderately disagree
- Neither agree nor disagree
- Moderately agree
- Strongly agree

Tran10. To what extent do you agree or disagree with the following statement: “Crime around my school poses a threat to my students’ physical safety while commuting to school.”

- Strongly disagree
- Moderately disagree
- Neither agree nor disagree
- Moderately agree
- Strongly agree

Tran13. What is the furthest distance students travel to your school?

- Less than 1 mile
- 1 to less than 5 miles
- 5 to less than 20 miles
- 20 miles or more

Tran14. To what extent do you agree or disagree with the following statement: “If the areas around my school had safer walking or biking infrastructure, more of my students would walk or bike to school.”

This infrastructure may include improved sidewalks, separated bicycle lanes, or additional traffic calming measures.

- Strongly disagree
- Moderately disagree
- Neither agree nor disagree
- Moderately agree
- Strongly agree

Tran15. Which of the following concerns have your students or their families expressed about traveling by school bus during the 2024-25 school year? *Select all that apply.* {Display if *Tran_gate* = By school bus}

- Not available when needed
- Unreasonable travel times
- Unreliable
- Safety
- Accessibility or accommodations for students with disabilities
- Other, please specify: _____
- _____
- We have not heard any concerns about students traveling by school bus

Tran16. What level of concern do you have about the following risks to your students’ safety commuting to and from school?

	No concern	Slightly concerned	Somewhat concerned	Moderately concerned	Extremely concerned
Vehicle operating speeds on the roads surrounding your school					
Reckless driving					
Volume of traffic on roads surrounding your school					
Number of lanes students cross to get to school					
Visibility at crossing					
Proximity of crossing to your school					
Crime around the school					

Tran17. How familiar are you with the requirements listed in the *Elementary and Secondary Education Act (ESEA)* to support transportation for students living outside of their original district due to their **experiencing homelessness**?

- Not at all familiar
- Slightly familiar
- Moderately familiar
- Very familiar

~~**Tran1719 open.** Please tell us what you know about the *Elementary and Secondary Education Act (ESEA)* requirements to support transportation for students living outside of their original district due to their experiencing homelessness or foster care? (Display if *Tran17* Not at all familiar)~~

Tran18. Does your school or district have a way of identifying students experiencing homelessness who are eligible for transportation provisions under ESEA?

- Yes
- No
- Don't know

Tran19. How familiar are you with the requirements listed in ESEA to support transportation for students living outside of their original district due to their **being in foster care**?

- Not at all familiar
- Slightly familiar
- Moderately familiar
- Very familiar

Tran20. Does your school or district have a way of identifying students in foster care who are eligible for transportation provisions under ESEA?

- Yes
- No
- Don't know

Tran21. Does your school or district have a person or persons who is responsible for coordinating transportation for your students experiencing homelessness or foster care?

- Yes
- No
- Don't know

Tran1719 open. Please tell us what you know about the Elementary and Secondary Education Act (ESEA) requirements to support transportation for students living outside of their original district due to their experiencing homelessness or being in foster care? {Display if Tran17 ≠ Not at all familiar or if Tran19 ≠ Not at all familiar}

Tran21 open. Tell us about the person or persons who is responsible for coordinating transportation for your students experiencing homelessness or in foster care including their position and whether they coordinate for students experiencing homelessness, foster care, or both?

Tran22. Does your school or district coordinate with your local child welfare agency to ensure your student(s) in foster care remain in their school of origin if it is determined it is in the best interest of the student?

- Yes
- No – my school does not have students in foster care
- No – my school does have students in foster care, but the school or district does not coordinate with the local child welfare agency

StaffVac tran. Please enter the following information on staffing at your school.

Please enter the number of staff and vacancies. Count each part-time position as 1. For example, if your have 3 full-time tutors and 2 part-time tutors, count this as 5 in the “Total number of positions at my school” column.

Please enter only numbers in the first two columns. For “total number of positions”, include positions that are filled and that are currently vacant. For “number of vacancies”, enter ‘0’ if your school offers the position and is fully staffed.

	Total number of positions at my school (filled + vacant)	Number of vacancies	This position is not offered at my school	Don't know
Transportation staff				

HP6 tran. As of today, do you feel your school is understaffed in transportation staff?

{Display based on >0 responses in StaffVac tran}

- Yes
- No

Housing Instability

Hins1a. Have you/you received training by your/the school or district to identify students experiencing homelessness?

- Yes
- No

Hins1b. Did any/all, some, or none of the following staff at your school receive training by the/from your school or district to identify students experiencing homelessness?

	Yes— aAll	Yes— Only some	None	This position is not offered at my school
Other school administrators (excluding yourself)				

Teachers				
Guidance counselors				
Homeless liaisons				
Other Staff				

Hins2. How effective has the training you attended been at strengthening your school’s ability to serve students experiencing homelessness? *{Display if Hins1a = yes}*

- Not at all effective
- Slightly effective
- Moderately Effective
- Very Effective

Hins3. To what extent do you agree or disagree with the following statement: “My school is able to effectively identify students who may be experiencing homelessness.”?

- Strongly disagree
- ~~Moderately~~ Disagree
- Neither agree nor disagree
- ~~Moderately~~ Agree
- Strongly agree

Hins4. Compared to last school year (2023-24), how has the percentage of students at your school who are experiencing homelessness changed?

- It has decreased a lot
- It has decreased a little
- It has remained the same
- It has increased a little
- It has increased a lot
- Not applicable – my school did not have any students experiencing homelessness this year or last

School Preparedness and Safety Procedures

Prep1 2-1. How often does your school update its emergency operations plan (EOP)?

- Never
- Only after an emergency occurs
- Every few years
- Annually
- Twice a year
- More than twice a year

Prep2 2-2. How often does your school collaborate with local public/private health agencies to evaluate the school's emergency prevention measures?

- Never
- Only after an emergency occurs
- Every few years
- Annually
- Twice a year

- More than twice a year

Prep3 2-3. How often do you send communications to parents about emergency operations plans?

- Never
- Annually
- Monthly
- Twice a month
- Weekly

Prep4 2-4. Please indicate whether your school receives input from any of the following local community partners regarding your emergency operation plan.

	Yes	No
Healthcare providers (e.g., local physicians, nurses)		
Law enforcement groups (e.g., local police or bureau of investigation)		
Local or state department of health representatives		
Local media groups		
Local emergency management services		
Local social services providers		
Other, please specify: _____		

Prep5 2-5. Does your school website include a page where parents/guardians can review the school's emergency operations plan, response protocols, and/or procedures?

- Yes
- No

Prep6 2-6. Does your school have a dedicated person who is responsible for coordinating and managing emergency preparedness?

- Yes
- No

CS3 2-7a. Does your school have a written plan (e.g., emergency operations plans (EOP)) that describes procedures to be performed in the following scenarios?

	Yes	No
Active Shooter		
Natural disasters (e.g., earthquakes, tornadoes)		
Hostages		
Bomb threats or incidents		
Chemical, biological, or radiological threats or incidents (e.g., release of mustard gas, anthrax, smallpox, or radioactive materials)		
Suicide threats or incidents		
Pandemic disease		
Post-crisis reunification of students with their families		

CS3a 2-7b. How often does your school review each of the following written plans with staff?

{Display rows CS3a selections}	Never	Only after an emergency	Every few years	Annually	Twice a year	More than twice a year
Active Shooter						
Natural disasters (e.g., earthquakes, tornadoes)						
Hostages						
Bomb threats or incidents						
Chemical, biological, or radiological threats or incidents (e.g., release of mustard gas, anthrax, smallpox, or radioactive materials)						
Suicide threats or incidents						
Pandemic disease						
Post-crisis reunification of students with their families						

CS4a 2-8a. During the 2024-25 school year, has your school drilled (or will it drill) students on the use of the following emergency procedures or drills?

	Yes	No
Evacuation (i.e., students and staff are required to leave the building due to an incident)		
Lockdown (i.e., securing the school building and grounds during incidents that pose an immediate threat of violence)		
Shelter-in-place (i.e., students and staff are required to remain indoors because it is safer inside the building or a room than outside)		
Active assailant drill (i.e., a real-time simulation of someone on campus who poses a serious threat of violence)		

CS4b 2-8b. How often does (or will) your school drill students in these emergency procedures?

{Display based on responses to CS4a}	Every other school year or less frequently	Once a school year	Twice a school year	3-5 times a school year	6 – 8 times a school year	Nine or more times a school year
Evacuation (i.e., students and staff are required to leave the building due to an incident)						
Lockdown (i.e., securing the school building and grounds during incidents that pose an immediate threat of violence)						
Shelter-in-place (i.e., students and staff are required to remain indoors because it is safer inside the building or a room than outside)						

Active assailant drill (i.e., a real-time simulation of someone on campus who poses a serious threat of violence)						
---	--	--	--	--	--	--

CS13 2-9. How prepared do you feel your school is to deal with the following emergency events?

	Very prepared	Somewhat prepared	Somewhat unprepared	Very unprepared
Active shooters				
Active armed individuals with a weapon other than a firearm				
Intruders (e.g., unauthorized persons entering the premises)				
Shooting threats (e.g., in-person verbal threats, threats made via social media)				
Bomb threats or incidents				
Suicide threats or incidents				
Pandemic diseases				
Natural disasters (e.g., earthquakes, tornadoes, hurricanes, floods, wildfires)				
Inclement weather (e.g., extreme heat, snowstorms, ice storms)				
Chemical or industrial hazards (e.g., industrial plant explosions, hazardous materials within or outside of the school, gas leaks)				
Utility or systems failures (e.g., power or water outages, air conditioning outages)				

CS1 2-10. During the 2024-25 school year, is it a practice at your school to do the following?

	Yes	No
Require visitors to sign or check in and wear badges		
Control access to school buildings during school hours (e.g., locked or monitored doors, loading docks)		
Control access to school grounds during school hours (e.g., locked or monitored gates)		
Equip classrooms with locks so that doors can be locked from the inside		
Close the campus for most or all students during lunch		
Have “panic button(s)” or silent alarm(s) that directly connect to law enforcement in the event of an incident		
Provide an electronic notification system that notifies parents in case of a school-wide emergency		
Require faculty and staff to wear badges or picture IDs		
Use one or more security cameras to monitor the school		
Provide two-way radios to all or select staff		
Require metal detector checks on all or most students every day		
Perform random metal detector checks on students		

Perform one or more random sweeps (e.g., locker checks, dog sniffs) for contraband (e.g., drugs or weapons)		
Require students to wear uniforms		
Enforce a strict dress code		
Require clear book bags or ban book bags on school grounds		
Provide a structured anonymous or confidential threat reporting system (e.g., tip line, online submission, telephone hotline, or written submission via drop box)		
Require students to wear badges or picture IDs		
Prohibit non-academic use of cell phones or smartphones during school hours		

CS5a 2-11a. During the 2024–25 school year, does your school have a behavioral threat assessment team or any other formal group of persons to identify students who might be a potential risk for violent or harmful behavior (toward themselves or others)?

- Yes
- No

CS5b 2-11b. Have any students been found to be a potential risk for violent or harmful behavior (toward themselves or others)? *{Display if CS5a = YES}*

	Yes	No
Toward themselves		
Toward others		

CS_more 2-12. We’d like to learn more about you school’s emergency preparedness and safety procedures for the 2024-25 school year. In the space below, please share any other information you would like us to know about this topic.

This item is optional.

Attendance

Att1. Today (or the most recent day you have data), what is your attendance rate?

*An attendance rate is the percentage of your students who are **present** for school.*

_____ %

Click in the box below to select the date in the calendar that you used for the attendance rate.

School Demographics | Conclusion

{Do not display section if answered in a previous month}

TEACHER0. Please enter an approximate total teacher count for your school as of today.

Please enter the number of teachers, including full-time and part-time teachers.

_____ total number of teachers

STAFF0. Please enter an approximate total non-teacher staff count for your school as of today.

Please enter the number of non-teaching staff, including full-time and part-time non-teachers.

_____ total number of non-teaching staff

ENROLLMENT0. As of today, please enter your total student enrollment count.

Please enter the number of students.

_____ total number of students

Suggestions for Future Content

FutCont. We want to ensure we are continuing to collect information on topics that are relevant to the day-to-day functioning of U.S. public schools during the 2024-25 school year and beyond. In the space below, please share any topics you believe are important for us to know as we continue this monthly survey collection.

This item is optional.

School Pulse Panel

May 2025 Survey

School Demographics | Introduction

{Do not display section if answered in a previous month}

Grades. In which of the following grades or grade equivalent does your school have students enrolled?

- Kindergarten
- 1st grade
- 2nd grade
- 3rd grade
- 4th grade
- 5th grade
- 6th grade
- 7th grade
- 8th grade
- 9th grade/Freshman
- 10th grade/Sophomore
- 11th grade/Junior
- 12th grade/Senior
- Ungraded
- Adult education

Grades_adult. Does your school ONLY educate adult students over the age of 19? {Display if Grades = Adult education}

- Yes
- No

Inper. Is your school offering in-person learning for students during the 2024-25 school year?

- Yes
- No

Inper_no. Which of the following best describes how students are taught at your school? {Display if Inper = No}

- Fully virtual/online
- Other, please specify: _____

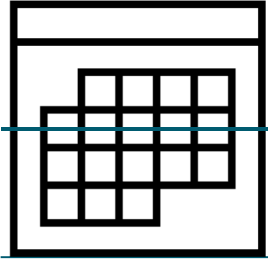
Attendance

Att1. Today (or the most recent day you have data), what is your attendance rate?

*An attendance rate is the percentage of your students who are **present** for school.*

_____ %

~~Please select the date in the calendar that you used for the attendance rate.~~



Next, we are interested in chronic absenteeism at your school during the 2024–25 school year. You may either report the percentage or number of students who were chronically absent this school year. Please only respond to one of the next two items you see.

ABS1_p. During the 2024–25 school year, approximately what percentage of students at your school have been **chronically absent**? Include excused and unexcused absences. {plan to display either version 1 or version 2, based on cognitive testing feedback}

Chronic absenteeism is defined as students who are absent for at least 10 percent of the school year

_____ percent of students chronically absent

OR

ABS1_e. During the 2024–25 school year, approximately how many students at your school have been chronically absent for the 2024–25 school year? {plan to display either version 1 or version 2, based on cognitive testing feedback}

Chronic absenteeism is defined as students who are absent for at least 10 percent of the school year

_____ number of students chronically absent

ABS2b 3-2b. Compared to the LAST school year (2023–24), how has chronic absenteeism changed at your school during the 2024–25 school year? Include excused and unexcused absences. {plan to display either version 1 or version 2, based on cognitive testing feedback}

- Chronic student absenteeism has decreased a lot
- Chronic student absenteeism has decreased a little
- Chronic student absenteeism has remained about the same
- Chronic student absenteeism has increased a little
- Chronic student absenteeism has increased a lot
- Don't Know

Next, we are interested in chronic absenteeism at your school during the 2024–25 school year. You may either report the percentage or number of students who were chronically absent this school year. Please only respond to one of the next two items you see.

ABS1_p_v2. During the 2024–25 school year, approximately what percentage of students at your school are on track to be **chronically absent**? Include excused and unexcused absences. {plan to display either version 1 or version 2, based on cognitive testing feedback}

Chronic absenteeism is defined as students who are absent for at least 10 percent of the school year

_____ percent of students chronically absent

~~ABS1_e_v2. During the 2024-25 school year, approximately how many students at your school are on track to be chronically absent for the 2024-25 school year? {plan to display either version 1 or version 2, starting in February 2025, based on cognitive testing feedback}~~

~~*Chronic absenteeism is defined as students who are absent for at least 10 percent of the school year*~~

_____ number of students chronically absent

~~ABS2b_v2 3-2b. Thinking about students on track to be chronically absent, compared to the **LAST school year (2023-24)**, how has chronic absenteeism changed at your school during the 2024-25 school year? Include excused and unexcused absences. {plan to display either version 1 or version 2, starting in February 2025, based on cognitive testing feedback}~~

Student Behavior

SB2_24 1-1. To what extent do you agree or disagree with the following statement:

“The COVID-19 pandemic and its lingering effects continue to negatively impact the **behavioral development** of students at my school.”

- Strongly disagree
- Disagree
- Neither agree nor disagree
- Agree
- Strongly agree

SB3_24 1-2. To what extent do you agree or disagree with the following statement:

“The COVID-19 pandemic and its lingering effects continue to negatively impact the **socioemotional development** of students at my school.”

- Strongly disagree
- Disagree
- Neither agree nor disagree
- Agree
- Strongly agree

SB11_24 1-3. Compared to your typical behavioral expectations for students in their grade, please indicate how MOST students in each grade or grade equivalent at your school behaved during this school year.

{Display based on responses to Grades}	We do not enroll students in this grade	Behaved worse than expected	Behaved as expected	Behaved better than expected
Kindergarten				
1 st grade				
2 nd grade				
3 rd grade				
4 th grade				

5 th grade				
6 th grade				
7 th grade				
8 th grade				
9 th grade				
10 th grade				
11 th grade				
12 th grade				

SB8 1-4. To the best of your knowledge, how often did the following types of student behaviors occur at your school during the 2024-25 school year?

	Happened daily	Happened at least one a week	Happened at least once a month	Happened on occasion	Never happened
Physical attacks or fights between students					
Threats of physical attacks or fights between students					
Bullying					
Distribution, possession, or use of illegal drugs					
Distribution, possession, or use of alcohol					
Distribution, possession, or use of tobacco products (cigarettes, vapes, e-cigarettes)					
Vandalism					

SB9 1-5. To the best of your knowledge, how often did the following student behaviors directed at teachers or staff occur at your school during the 2024-25 school year?

	Happened daily	Happened at least one a week	Happened at least once a month	Happened on occasion	Never happened
Student threats to injure a teacher or staff member					
Student physical attacks of a teacher or staff member					
Student verbal abuse of teachers or staff members					
Student acts of disrespect towards teachers or staff members other than verbal abuse					

CS14 1-6. To the best of your knowledge, thinking about how problems that can occur anywhere (both at your school and away from school), how often does cyberbullying among students who attend your school occur?

- Happens daily
- Happens at least once a week
- Happens at least once a month

- Happens on occasion
- Never happens

The next two items will ask you about how certain student behaviors have impacted 1) teacher and staff morale and then 2) student learning at your school during the 2024-25 school year.

SB10-1-7. To what extent, if any, have the following student behaviors negatively impacted **teacher and staff morale** at your school this year?

	No negative impact	Limited negative impact	Moderate negative impact	Severe negative impact
Students cutting class				
Student tardiness				
Use of cell phones, computers and other electronic devices when not permitted				
Students being disruptive outside of the classroom (e.g., yelling or running in the hallways, lunchroom)				
Students being disruptive in the classroom (e.g., calling out, talking to others during instruction, getting out of seat when not allowed, leaving classroom)				
Lack of focus or inattention from students				
Students having trouble working with partners or in small groups				
Students not doing individual work				
Students being academically unprepared for school (e.g., not doing homework, not bringing necessary supplies)				
Students being physically unprepared for school (e.g., lack of sleep, not eating before school)				

SB11 1-8. To what extent, if any, have the following student behaviors negatively impacted learning at your school this year?

	No negative impact	Limited negative impact	Moderate negative impact	Severe negative impact
Students cutting class				
Student tardiness				
Use of cell phones, computers and other electronic devices when not permitted				
Students being disruptive outside of the classroom (e.g., yelling or running in the hallways, lunchroom)				
Students being disruptive in the classroom (e.g., calling out, talking to others during instruction, getting out of seat when not allowed, leaving classroom)				
Lack of focus or inattention from students				
Students having trouble working with partners or in small groups				
Students not doing individual work				
Students being academically unprepared for school (e.g., not doing homework, not bringing necessary supplies)				
Students being physically unprepared for school (e.g., lack of sleep, not eating before school)				

CS2 1-9. As of today, have any of the following contraband items been confiscated from students at your school during the 2024-25 school year?

	Yes	No
Firearms		
Explosive devices		
Tasers or stun guns		
Knives or other sharp objects that are used as a weapon		
Blunt objects that can be used as weapon (e.g., brass knuckles)		
Aerosol sprays (e.g., Mace, pepper spray)		
Other weapons		
Illegal drugs or drug paraphernalia		
Prescription drugs		
Alcohol		
Tobacco products or paraphernalia (e.g., cigarettes, vaping products)		
Other substances		

CS2 other. What other weapons and/or substances have been confiscated from students at your school during the 2024-25 school year? {Display if CS2 7 OR CS2 12 = Yes}

--

SB12a. Did your school close (either for the full day or part of the day) in response to any violent threats received this school year?

Violent threats may include threats of gun violence, bomb threats, etc.

- Yes
- No

SB12b. How many days did your school close due to violent threats? {Display if SB12a = Yes}

Count partial closures as a half day.

_____ days

SB13. In the case of unexpected school closures (whether due to violent threats or other reasons), how are students and their families notified?

SB6 1-10. Does your school need more of any of the following to better support student behavior and development? *Select all that apply.*

- More training on classroom management strategies
- More training on supporting students' socioemotional development
- More teachers and/or staff need to be hired
- More support for student and/or staff mental health
- Other, please specify _____
- None of the above

SB_more 1-11. We'd like to learn more about schools' experiences with **student behavior and discipline**. In the space below, please share any information you would like us to know on this topic.

Tutoring

Tutoring gate 2-1. At any time during this school year, which of the following types of tutoring, if any, were students at your school provided? *Select all that apply.*

- High-dosage tutoring** (also known as evidence-based or high-quality tutoring): A method of tutoring in which the same student(s) receive(s) tutoring:
 - three or more times per week
 - for at least 30 minutes per session,
 - in sessions that are one-on-one or with small groups,
 - that is provided by educators or well-trained tutors who have received specific training in tutoring practices,
 - that aligns with evidence-based core curriculum or programs, AND
 - is NOT drop-in homework help. {display HDT items if selected}
- Standard tutoring:** A less intensive method of tutoring in which the same student(s) receive(s) tutoring:
 - any number of times per week OR on an as-needed (drop-in) basis
 - in sessions with no minimum length of time
 - in sessions that may be one-on-one or involve any number of other students, and
 - that is provided by educators who may or may not have received specific training in tutoring practices. {display SDT items if selected}
- Self-paced tutoring:** A method of tutoring in which a student works on their own, typically online, where they are provided guided instruction that allows them to move on to new material after displaying mastery of content. {display SPT items if selected}
- On-demand online tutoring:** A method of tutoring in which a school partners with or contracts out services to an external online tutoring program or company that offers 24/7 support, is led by qualified tutors (e.g., certified teachers, subject-matter experts), and is available on-demand for students to access. {display ODT items if selected}
- Other method(s) of tutoring**, please specify: _____
- No tutoring was provided to students by our school

*The following items ask about **high-dosage tutoring** at your school during the 2024-25 school year.*

If your school offers multiple types of tutoring programs, we will ask about those programs separately later in the survey.

HDTf1 2-2. Compared to the beginning of the school year, has the number of **students who needed** high-dosage tutoring...?

- Increased
- Decreased
- Remained the same

HDTf2 2-3. Compared to the beginning of the school year, has your school's **ability to provide** high-dosage tutoring...?

- Increased
- Decreased
- Remained the same

HDTf3 2-4. Which of the following factors have led to the increase in your school's ability to provide high-dosage tutoring? *Select all that apply.* {Display if HDTf2 = "increased"}

- Changes in the number of students who need high dosage tutoring
- Changes in the number of staff available to support high dosage tutoring
- Changes in the funding used to support high dosage tutoring
- Changes in the amount of time available for high dosage tutoring
- Changes in the amount of space available for high dosage tutoring
- Changes in the availability of materials and resources needed to support high dosage tutoring
- Other, please specify: _____

HDTf4 2-5. Which of the following factors have led to the decrease in your school's ability to provide high dosage tutoring? *Select all that apply.* {Display if HDTf2 = "decreased"}

- Changes in the number of students who need high dosage tutoring
- Changes in the number of staff available to support high dosage tutoring
- Changes in the funding used to support high dosage tutoring
- Changes in the amount of time available for high dosage tutoring
- Changes in the amount of space available for high dosage tutoring
- Changes in the availability of materials and resources needed to support high dosage tutoring
- Other, please specify: _____

*The following items ask about **standard** tutoring at your school during the 2024-25 school year.*

If your school offers multiple types of tutoring programs, we will ask about those programs separately later in the survey.

SDTf1 2-6. Compared to the beginning of the school year, has the number of **students who needed** standard tutoring...?

- Increased
- Decreased
- Remained the same

SDTf2 2-7. Compared to the beginning of the school year, has your school's **ability to provide** standard tutoring...?

- Increased
- Decreased
- Remained the same

SDTf3 2-8. Which of the following factors have led to the increase in your school's ability to provide standard tutoring? *Select all that apply.* {Display if SDTf2 = "increased"}

- Changes in the number of students who need standard tutoring
- Changes in the number of staff available to support standard tutoring
- Changes in the funding used to support standard tutoring
- Changes in the amount of time available for standard tutoring
- Changes in the amount of space available for standard tutoring
- Changes in the availability of materials and resources needed to support standard tutoring
- Other, please specify: _____

SDTf4 2-9. Which of the following factors have led to the decrease in your school's ability to provide standard tutoring? *Select all that apply.* {Display if SDTf2 = "decreased"}

- Changes in the number of students who need standard tutoring
- Changes in the number of staff available to support standard tutoring
- Changes in the funding used to support standard tutoring
- Changes in the amount of time available for standard tutoring
- Changes in the amount of space available for standard tutoring
- Changes in the availability of materials and resources needed to support standard tutoring
- Other, please specify: _____

The following items ask about **self-paced** tutoring at your school during the 2024-25 school year.

If your school offers multiple types of tutoring programs, we will ask about those programs separately later in the survey.

SPTf1 2-10. Compared to the beginning of the school year, has the number of **students who needed** self-paced tutoring...?

- Increased
- Decreased
- Remained the same

SPTf2 2-11. Compared to the beginning of the school year, has your school's **ability to provide** self-paced tutoring...?

- Increased
- Decreased
- Remained the same

SPTf3 2-12. Which of the following factors have led to the increase in your school's ability to provide self-paced tutoring? *Select all that apply.* {Display if SPTf2 = "increased"}

- Changes in the number of students who need self-paced tutoring
- Changes in the funding used to support self-paced tutoring
- Changes in the amount of time available for self-paced tutoring
- Changes in the amount of space available for self-paced tutoring
- Changes in the availability of materials and resources needed to support self-paced tutoring
- Other, please specify: _____

SPTf4 2-13. Which of the following factors have led to the decrease in your school's ability to provide self-paced tutoring? *Select all that apply.* {Display if SPTf2 = "decreased"}

- Changes in the number of students who need self-paced tutoring
- Changes in the funding used to support self-paced tutoring
- Changes in the amount of time available for self-paced tutoring
- Changes in the amount of space available for self-paced tutoring
- Changes in the availability of materials and resources needed to support self-paced tutoring
- Other, please specify: _____

The following items ask about **on-demand online** tutoring at your school during the 2024-25 school year.

ODTf1 2-14. Compared to the beginning of the school year, has the number of **students who needed** on-demand online tutoring...?

- Increased
- Decreased
- Remained the same

ODTf2 2-15. Compared to the beginning of the school year, has your school's **ability to provide on-demand online tutoring**...?

- Increased
- Decreased
- Remained the same

ODTf3 2-16. Which of the following factors have led to the increase in your school's ability to provide on-demand online tutoring? *Select all that apply.* {Display if ODTf2 = "increased"}

- Changes in the number of students who need on-demand online tutoring
- Changes in the funding used to support on-demand online tutoring
- Changes in the amount of time available for on-demand online tutoring
- Changes in the amount of space available for on-demand online tutoring
- Changes in the availability of materials and resources needed to support on-demand online tutoring
- Other, please specify: _____

ODTf4 2-17. Which of the following factors have led to the decrease in your school's ability to provide on-demand online tutoring? *Select all that apply.* {Display if ODTf2 = "decreased"}

- Changes in the number of students who need on-demand online tutoring
- Changes in the funding used to support on-demand online tutoring
- Changes in the amount of time available for on-demand online tutoring
- Changes in the amount of space available for on-demand online tutoring
- Changes in the availability of materials and resources needed to support on-demand online tutoring
- Other, please specify: _____

Tutoring4 2-18. How effective has each tutoring program been in improving student outcomes during this school year?

{Display based on Tutoring_gate responses}	Not at all effective	Slightly effective	Moderately effective	Very effective	Extremely effective
High dosage tutoring					
Standard tutoring					
Self-paced tutoring					
On-demand online tutoring					
Other methods of tutoring					

HDTno 2-19. Which of the following are reasons why your school has not implemented **high-dosage tutoring** at this time? *Select all that apply.* {Display if Tutoring_gate ≠ HDT}

- Implementing high-dosage tutoring is not a priority for our school
- There are not enough students at my school who require high-dosage tutoring
- Time limitations (i.e., cannot find enough time to support high-dosage tutoring)

- ~~Space limitations (i.e., do not have the physical space to support high dosage tutoring)~~
- ~~Lack of educational materials to support high dosage tutoring~~
- ~~Cannot find staff to support high dosage tutoring~~
- ~~Lack of, or reductions in, funding to support high dosage tutoring~~
- ~~Other, please specify: _____~~

SDTno 2-20. Which of the following are reasons why your school has not implemented **standard tutoring** at this time? *Select all that apply.* {Display if Tutoring_gate ≠ SDT}

- ~~Implementing standard tutoring is not a priority for our school~~
- ~~There are not enough students at my school who require standard tutoring~~
- ~~Time limitations (i.e., cannot find enough time to support standard tutoring)~~
- ~~Space limitations (i.e., do not have the physical space to support standard tutoring)~~
- ~~Lack of educational materials to support standard tutoring~~
- ~~Cannot find staff to support standard tutoring~~
- ~~Lack of, or reductions in, funding to support standard tutoring~~
- ~~Other, please specify: _____~~

SPTno 2-21. Which of the following are reasons why your school has not implemented **self-paced tutoring** at this time? *Select all that apply.* {Display if Tutoring_gate ≠ SPT}

- ~~Implementing self-paced tutoring is not a priority for our school~~
- ~~There are not enough students at my school who require self-paced tutoring~~
- ~~Time limitations (i.e., cannot find enough time to support self-paced tutoring)~~
- ~~Space limitations (i.e., do not have the physical space to support self-paced tutoring)~~
- ~~Lack of educational materials to support self-paced tutoring~~
- ~~Lack of, or reductions in, funding to support self-paced tutoring~~
- ~~Other, please specify: _____~~

ODTno 2-22. Which of the following are reasons why your school has not implemented **on-demand online tutoring** at this time? *Select all that apply.* {Display if Tutoring_gate ≠ ODT}

- ~~Implementing on-demand online tutoring is not a priority for our school~~
- ~~There are not enough students at my school who require on-demand online tutoring~~
- ~~Time limitations (i.e., cannot find enough time to support on-demand online tutoring)~~
- ~~Space limitations (i.e., do not have the physical space to support on-demand online tutoring)~~
- ~~Lack of educational materials to support on-demand online tutoring~~
- ~~Lack of, or reductions in, funding to support on-demand online tutoring~~
- ~~Other, please specify: _____~~

Tutoring_more 2-23. We'd like to learn more about your school's experiences **offering tutoring programs** during the 2024-25 school year. In the space below, please share any other information you would like us to know on this topic.

This item is optional.

Social and Emotional Skills

SECfc_gate. Does your school use a formal curriculum designed to support the development of student’s social and emotional skills?

- Yes
- No

SECfc5. How effective has your school’s social and emotional skills curriculum been at improving student outcomes? {Display if *SECfc_gate* = Yes}

- Not at all effective
- Slightly effective
- Moderately effective
- Very effective
- Extremely effective

SECfc6. What barriers, if any, has your school experienced in implementing its social and emotional skills curriculum? {Display if *SECfc_gate* = Yes}

- Curriculum is too burdensome for teachers to implement completely
- Time limitations
- Lack of teacher support for the curriculum
- Lack of materials and resources
- Lack of funding
- Lack of parental/guardian support for the curriculum
- Lack of district-level support for the curriculum
- Other, please specify: _____
- We have not experienced any barriers implementing our social and emotional skills curriculum

SECfc7. Which of the following are reasons why your school has not implemented a formal curriculum designed to support the development of students’ social and emotional skills? {Display if *SECfc_gate* = No}

- Implementing a formal curriculum is not a priority for our school
- Restrictions on what can be included in our curriculum
- Time limitations
- Lack of teacher support for the curriculum
- Lack of materials and resources
- Lack of funding
- Lack of parental/guardian support for the curriculum
- Lack of district-level support for the curriculum
- Other, please specify: _____
- Don’t know

SEC_more. We’d like to learn more about schools’ social and emotional learning practices during the 2024-25 school year. In the space below, please share any other information you would like us to know on this topic.

This item is optional.

Crime and Safety (Security Officers and Staff Training)

For the next set of items, use the following definitions:

- Sworn Law Enforcement Officer (SLEO): an individual who ordinarily carries a firearm and a badge, has full arrest powers, and is paid from governmental funds.
- School Resource Officer (SRO): A sworn law enforcement officer with arrest authority, who has specialized training and is assigned to work in collaboration with school organizations; all SROs are SLEOs, but not all SLEOs are SROs.
- Security Officer: an individual who works to maintain safety and security at school but is NOT a SLEO and does not have the same authority as SLEOs (e.g., cannot make arrests).

CS6a. During 2024-25 school year, does your school have any sworn law enforcement officers (SLEOs), including School Resource Officers (SROs), present at your school at least once a week? {Display if Treatment = 1}

Do NOT include security officers who are not sworn law enforcement officers.

- Yes
- No

CS6a ii. Do you have any sworn law enforcement officers (SLEOs), including School Resource Officer (SROs), assigned to your school? {Display if CS6a = No OR Treatment = 2}

Do NOT include security officers who are not sworn law enforcement officers.

- Yes
- No

CS6aa. During the 2024-25 school year, how often does your school have any sworn law enforcement officers (SLEOs), including School Resource Officers (SROs), present at your school? {Display if CS6a ii = Yes & Treatment = 2}

- Daily
- At least once a week
- At least once a month
- Less than once a month
- Never

CS6c. Do any of the SLEOs (including SROs) at your school routinely: {Display if CS6a = Yes OR CS6aa = Daily or at least once a week}

Do NOT include security officers who are not sworn law enforcement officers.

	Yes	No	Don't know
<u>Carry physical restraints (e.g., handcuffs, tasers)</u>			
<u>Carry chemical aerosol sprays (e.g., Mace, pepper spray)</u>			
<u>Carry a firearm</u>			
<u>Wear a body camera</u>			

CS7a. How many of the following security personnel are present at your school at least once a week?

If an officer works full-time across various schools in the district, please count the officer as "part-time" for your school.

If your school does not have any officers present at your school at least once a week, enter 0.

- Full-time School Resource Officer: _____
- Part-time School Resource Officer: _____
- Full-time sworn law enforcement officer (NOT a School Resource Officer): _____
- Part-time sworn law enforcement officer (NOT a School Resource Officer): _____
- Full-time security officer: _____
- Part-time security officer: _____

CS7b. To what extent do you agree or disagree with the following statement: “The **School Resource Officer(s)** at my school make(s) a positive impact on our school community.” {Display if CS7a Full- or Part-time SROs > 0}

- Strongly disagree
- Somewhat disagree
- Neither agree nor disagree
- Somewhat agree
- Strongly agree

CS7c. To what extent do you agree or disagree with the following statement: “The **sworn law enforcement officer(s)** at my school make(s) a positive impact on our school community.” {Display if CS7a Full- or Part-time sworn law enforcement officer > 0}

- Strongly disagree
- Somewhat disagree
- Neither agree nor disagree
- Somewhat agree
- Strongly agree

CS7d. To what extent do you agree or disagree with the following statement: “The **security officer(s)** at my school make(s) a positive impact on our school community.” {Display if CS7a Full- or Part-time security officer > 0}

- Strongly disagree
- Somewhat disagree
- Neither agree nor disagree
- Somewhat agree
- Strongly agree

CS8. Aside from SLEOs (including SROs) or other security officers or personnel who carry firearms, during the 2024-25 school year, are there any staff at your school who legally carry a firearm on school property?

- Yes
- No
- Don’t know

CS9. During the 2024-25 school year, has your school or school district **provided** (or will they provide) any of the following trainings for classroom teachers or aides at this school?

	<u>Yes</u>	<u>No</u>	<u>Don’t Know</u>
<u>Classroom management for teachers</u>			
<u>School-wide discipline policies and practices related to violence</u>			
<u>School-wide discipline policies and practices related to cyberbullying</u>			

School-wide discipline policies and practices related to bullying other than cyberbullying			
School-wide discipline policies and practices related to alcohol and/or drug use			
Safety procedures (e.g., how to handle emergencies)			
Recognizing early warning signs of students likely to exhibit violent behavior			
Recognizing signs of self-harm or suicidal tendencies			
Intervention and referral strategies for students displaying signs of mental health disorders (e.g., depression, mood disorders, ADHD)			
Recognizing physical, social, and verbal bullying behaviors			
Recognizing signs of students using/abusing alcohol and/or drugs			
Positive behavioral intervention strategies			
Crisis prevention and intervention			
Recognizing or responding to behaviors involving bias or hate crimes against traditionally marginalized groups			
Diversity, equity, and inclusion (DEI)			

CS9a. How many classroom teachers or aides **participated** in these trainings?

{Display rows based on CS9 = Yes}	All	Most	Some	Don't know
Classroom management for teachers				
School-wide discipline policies and practices related to violence				
School-wide discipline policies and practices related to cyberbullying				
School-wide discipline policies and practices related to bullying other than cyberbullying				
School-wide discipline policies and practices related to alcohol and/or drug use				
Safety procedures (e.g., how to handle emergencies)				
Recognizing early warning signs of students likely to exhibit violent behavior				
Recognizing signs of self-harm or suicidal tendencies				
Intervention and referral strategies for students displaying signs of mental health disorders (e.g., depression, mood disorders, ADHD)				
Recognizing physical, social, and verbal bullying behaviors				
Recognizing signs of students using/abusing alcohol and/or drugs				
Positive behavioral intervention strategies				
Crisis prevention and intervention				
Recognizing or responding to behaviors involving bias or hate crimes against traditionally marginalized groups				
Diversity, equity, and inclusion (DEI)				

CS10. To what extent, if any, do the following factors limit your school's efforts to reduce or prevent disruptive behavioral issues, including crimes, from occurring on school grounds?

	Limits in a major way	Limits in a minor way	Does not limit
Lack of or inadequate teacher training in classroom management			
Lack of or inadequate alternative placement or programs for disruptive students			

<u>Likelihood of complaints from parents</u>			
<u>Lack of teacher support for school policies</u>			
<u>Lack of parental support for school policies</u>			
<u>Teachers' fear of student retaliation</u>			
<u>Fear of litigation</u>			
<u>Inadequate funds</u>			
<u>Inconsistent application of school policies by faculty or staff</u>			

CS11. During the 2024-25 school year, does your school allow for the use of the following disciplinary actions?

	<u>Yes</u>	<u>No</u>	<u>Don't know</u>
<u>Removal with no continuing school services for at least the remainder of the school year</u>			
<u>Removal with school-provided tutoring/home instruction for at least the remainder of the school year</u>			
<u>Transfer to an alternative school for disciplinary reasons</u>			
<u>Transfer to another regular school for disciplinary reasons</u>			
<u>Out-of-school suspension or removal for less than the remainder of the school year with NO curriculum or services provided</u>			
<u>Out-of-school suspension or removal for less than the remainder of the school year with curriculum or services provided</u>			
<u>Referral to a school counselor</u>			
<u>Assignment to a program (during school hours) designed to reduce disciplinary problems</u>			
<u>Assignment to a program (outside of school hours) designed to reduce disciplinary problems</u>			
<u>Loss of school bus privileges due to misbehavior</u>			
<u>Corporal punishment</u>			
<u>Placement on school probation with consequences if another incident occurs</u>			
<u>Detention and/or Saturday school</u>			
<u>Loss of student privileges</u>			
<u>Requirement of participation in community service</u>			

CS12. We'd like to learn more about what schools are experiencing with regard to school crime and safety. In the space below, please share any other information you would like us to know about **school safety and discipline** at your school.

This item is optional.

Staffing Follow-Up

HP5_open1. At any point this school year, have you felt understaffed?

- Yes
 No

HP5_open2. Why have you felt understaffed? {Display if *HP5_open1* = Yes}

Attendance

Att1. Today (or the most recent day you have data), what is your attendance rate?

*An attendance rate is the percentage of your students who are **present** for school.*

_____ %

Click in the box below to select the date in the calendar that you used for the attendance rate.

School Demographics | Conclusion

{Do not display section if answered in a previous month}

TEACHER0. Please enter an approximate total teacher count for your school as of today.

Please enter the number of teachers, including full-time and part-time teachers.

_____ total number of teachers

STAFF0. Please enter an approximate total non-teacher staff count for your school as of today.

Please enter the number of non-teaching staff, including full-time and part-time non-teachers.

_____ total number of non-teaching staff

ENROLLMENT0. As of today, please enter your total student enrollment count.

Please enter the number of students.

_____ total number of students

Suggestions for Future Content

FutCont. We want to ensure we are continuing to collect information on topics that are relevant to the day-to-day functioning of U.S. public schools during the 2024-25 school year and beyond. In the space below, please share any topics you believe are important for us to know as we continue this monthly survey collection.

This item is optional.

School Pulse Panel

June 2025 Survey

School Demographics | Introduction

{Do not display section if answered in a previous month}

Grades. In which of the following grades or grade equivalent does your school have students enrolled?

- Kindergarten
- 1st grade
- 2nd grade
- 3rd grade
- 4th grade
- 5th grade
- 6th grade
- 7th grade
- 8th grade
- 9th grade/Freshman
- 10th grade/Sophomore
- 11th grade/Junior
- 12th grade/Senior
- Ungraded
- Adult education

Grades_adult. Does your school ONLY educate adult students over the age of 19? {Display if Grades = Adult education}

- Yes
- No

Inper. Is your school offering in-person learning for students during the 2024-25 school year?

- Yes
- No

Inper_no. Which of the following best describes how students are taught at your school? {Display if Inper = No}

- Fully virtual/online
- Other, please specify: _____

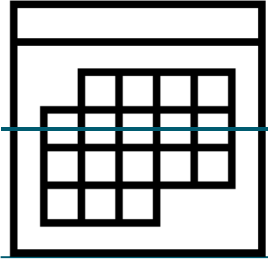
Attendance

Att1. Today (or the most recent day you have data), what is your attendance rate?

*An attendance rate is the percentage of your students who are **present** for school.*

_____ %

Please select the date in the calendar that you used for the attendance rate.



ABS1_p. During the 2024-25 school year, approximately what percentage of students at your school have been **chronically absent**? Include excused and unexcused absences.

Chronic absenteeism is defined as students who are absent for at least 10 percent of the school year

○ percent of students chronically absent

OR

ABS1_e. During the 2024-25 school year, approximately how many students at your school have been chronically absent for the 2024-25 school year?

Chronic absenteeism is defined as students who are absent for at least 10 percent of the school year

 number of students chronically absent

Absenteeism

ABS7end. What is (or was) the **average daily attendance** rate for your school for the 2024-25 school year?

*An attendance rate is the percentage of your students who are **present** for school.*

○ %

Next, we are interested in chronic absenteeism at your school during the 2024-25 school year. You may either report the percentage or number of students who were chronically absent this school year. Please only respond to one of the next two items you see.

ABS1_p. During the 2024-25 school year, approximately what percentage of students at your school have been **chronically absent**? Include excused and unexcused absences.

Chronic absenteeism is defined as students who are absent for at least 10 percent of the school year

○ percent of students chronically absent

OR

ABS1_e. During the 2024-25 school year, approximately how many students at your school have been chronically absent for the 2024-25 school year?

Chronic absenteeism is defined as students who are absent for at least 10 percent of the school year

 number of students chronically absent

ABS2z. Compared to ~~LAST school year (2023-24)~~, how have student absences at your school changed during the 2024-25 school year? Include excused and unexcused absences.

- Student absences have decreased a lot
- Student absences have decreased a little
- Student absences have remained about the same
- Student absences have increased a little
- Student absences have increased a lot

ABS3b. Compared to ~~LAST school year (2023-24)~~, how have teacher absences at your school changed during the 2024-25 school year? Include planned and unplanned absences.

- Teacher absences have decreased a lot
- Teacher absences have decreased a little
- Teacher absences have remained about the same
- Teacher absences have increased a little
- Teacher absences have increased a lot

ABS4b. Compared to ~~LAST school year (2023-24)~~, how easy or difficult has it been for your school to get substitute teachers during the 2024-25 school year?

- Much easier
- Somewhat easier
- About the same
- Somewhat more difficult
- Much more difficult

ABS5a. During the 2024-25 school year, how has your school covered classes when there are teacher absences and you cannot find a substitute teacher? *Select all that apply.*

- Administrators cover classes
- Staff who are not regular classroom teachers (e.g., media specialists, paraprofessionals, coaches, interventionists, etc.) cover classes
- Other teachers cover classes during their prep periods
- Separate sections or classes are combined into one room
- Cancel classes
- Other, please specify: _____
- Not Applicable—my school has always been able to find substitute teachers

ABS5b. During the 2024-25 school year, how frequently has your school needed to use the alternative class coverage strategies you indicated above? {Display if ABS5a ≠ N/A}

- Very Rarely
- Rarely
- Occasionally
- Very Frequently
- Always

ABS6. We'd like to learn more about schools' experiences with **student, teacher, and staff absences**. In the space below, please share any information you would like us to know on this topic.

This item is optional.

ABS16. Which of the following, if any, were reasons that students at your school missed too much school this year? *Select all that apply.*

- Students at my school did **not** miss too much school
- Bullying
- Food insecurity
- Instruction was perceived to not be interesting or relevant
- Lack of access to health care
- Lack of relationships to adults at the school
- Lack of relationships to peers at school
- Lack of routine
- Mental health issue
- Physical illness
- Staying home unnecessarily for minor symptoms
- Student apathy
- Taking care of siblings
- Transportation issues
- Unstable housing
- Violence in the community
- Work schedule conflicts with school
- Other, please specify: _____

ABS17a. Does your school use a universal screening tool* that utilizes student level data to systematically identify students at risk?

**Universal screening tools may be referred to as Early Warning Systems (EWS), Early Identification Systems (EIS), or Early Warning Intervention and Monitoring System (EWIMS), among other similar titles.*

- Yes
- No

ABS17b. Which of the following data are used in your school's universal screening tool to identify students who might be at risk and require intervention? *{Display if ABS17a= Yes}*

- Poor attendance
- Poor course performance (i.e., low grades)
- Low achievement test scores
- Signs or symptoms of mental health or socio-emotional issues

- Behavioral issues or referrals
- Signs of high mobility (i.e., frequent address changes)
- Interactions with the criminal justice system
- Other, please specify: _____

ABS17c. Which of the following actions occur when a student has been identified for poor attendance in your school’s early warning system? {Display if ABS17b=poor attendance}

- Notification sent to parent/guardian about student’s poor attendance
- Meeting of teachers and administrators
- Meeting of parents and school staff
- Develop an intervention plan
- Assign a case manager
- Assign an adult mentor
- Arrange access to social services
- Refer to student support team
- Assign to a dropout prevention program
- Other, please specify: _____

ABS11a. Did your school use any of the following strategies to improve student attendance during the 2024-25 school year?

	Yes	No	
Incentives for students (e.g., perfect attendance awards, school-wide recognition)			
Increased communication with parents when the days a student is absent reaches a certain number			
At home visits by school or district personnel			
Increased communication about the importance of school attendance to students and parents (e.g., through newsletters, text messages, postcards)			
Use of support services (e.g., Positive Behavioral Interventions and Supports [PBIS] team, attendance teams)			
Adult student mentoring programs			
Peer mentoring programs			
Use of legal system services (e.g., truancy officers, department of child services, wellness checks)			
Efforts to build a supportive environment for students (e.g., improving school culture/morale, implementing wellness programs)			
Changes to school calendar (e.g., 4-day school week, extended school breaks)			

ABS11b. How effective was each strategy at improving student attendance?

{display rows based on responses to ABS11a}	Not at all effective	Slightly effective	Moderately Effective	Very Effective	Extremely Effective
Incentives for students (e.g., perfect attendance awards, school-wide recognition)					
Increased communication with parents when the days a					

student is absent reaches a certain number					
Increased communication about the importance of school attendance to students and parents (e.g., through newsletters, text messages, postcards)					
Use of support services (e.g., PBIS team, attendance teams)					
Adult student mentoring programs					
Peer mentoring programs					
Use of legal system services (e.g., truancy officers, department of child services, wellness checks)					
Efforts to build a supportive environment for students (e.g., improving school culture/morale, implementing wellness programs)					
Changes to school calendar (e.g., 4 day school week, extended school breaks)					

ABS12a. Did your school use any of the following strategies to improve **teacher and non-teaching staff attendance** during the 2024-25 school year?

	Yes	No
Incentives for staff (e.g., financial bonuses or rewards, school-wide recognition, “jeans days”)		
Efforts to build a supportive environment for staff (e.g., improving school culture/morale, implementing wellness programs, reducing paperwork)		
Allowing more flexibility with leave time (e.g., partial day leave, mental health days use as sick days)		
Disciplinary actions (e.g., implement performance improvement plan, letter in personnel file)		
Changes to school calendar (e.g., 4 day school week)		
Changes to daily work schedule (e.g., more dedicated prep time, reduced teaching time)		

ABS12b. How effective was each strategy at improving **teacher and non-teaching staff attendance**?

{display rows based on responses to ABS12a}	Not at all effective	Slightly effective	Moderately Effective	Very Effective	Extremely Effective
Incentives for staff (e.g., financial bonuses or rewards, school-wide recognition, “jeans days”)					

Efforts to build a supportive environment for staff (e.g., improving school culture/morale, implementing wellness programs, reducing paperwork)					
Allowing more flexibility with leave time (e.g., partial day leave, mental health days use as sick days)					
Changes to school calendar (e.g., 4-day school week)					
Changes to daily work schedule (e.g., more dedicated prep time, reduced teaching time)					

ABS13. Approximately how often does your school share absence data with your district or state?

	We do not share absence data with this entity	Daily	Weekly	Twice a month	Less than monthly
Share with district					
Share with state					

ABS14a. Does your school collect details on the reason(s) for a student's absence, beyond whether the absence was excused versus unexcused?

- Yes
 No

ABS14b. Does your school collect information on the following medical reasons why students are absent? {Display if ABS14a = Yes}

	Yes	No
Fever (alone or in conjunction with any of the below illnesses)		
General respiratory illness (i.e., student has a cough/runny nose, but no specific diagnosis)		
COVID-19		
Gastrointestinal illness (e.g., nausea/vomiting and/or diarrhea)		
Mental health		
Other excused medically related absence (e.g., doctor appointment)		

ABS14c. Does your school share data on reasons why students are absent (beyond excused versus unexcused totals) with any of the following entities? {Display if ABS14a = Yes}

	Yes	No
The school district		
The state education agency		
The state department of health		
The county department of health		
Local healthcare systems/clinics		

ABS15. Does your school collaborate with any health entities (e.g., the department of health or a local hospital/clinic) to collect data on student health, for example, reasons for absence?

- Yes
 No

Learning Modes

Learning24gate. Did your school offer in-person learning for students during the 2024-25 school year?

- Yes
 No

Learning24a. During this school year, did any of the following reasons cause your school to cancel in-person learning on short or unexpected notice for at least one day? *{Display if Learning24gate = Yes}*

	Yes	No
Excessive illness among students		
Excessive illness among staff		
Excessive illness in the general community (e.g., COVID-19, Influenza)		
Excessive staff absence (non-illness related)		
Excessive student absence (non-illness related)		
Safety concerns due to violence (e.g., threats made against the school)		
Safety concerns due to other factors (e.g., fire at nearby building, industrial issue impacting air quality)		
Weather event or natural disaster		
Other, please specify: _____		

Learning24b. When you had to cancel in-person learning, how many days did you do the following? *{Display if ANY of Learning24a = yes}*

- Switch to virtual learning: _____ days
 Not hold any classes: _____ days

Learning25. Do you use any of the following methods to inform families and staff of unplanned closures or a change to virtual learning? *{Display if Learning24gate = Yes}*

	Yes	No
Automated phone calling system or school telephone tree		
Email		
Facebook		
Instagram		
Local news media		
School text messaging service		

<u>X (formerly Twitter)</u>		
<u>Other dedicated school app</u>		

Learning Strategies & Recovery

SR2a. Approximately what percentage of students at your school will or have ENDED the 2024-25 school year behind grade level in at least one academic subject?

- _____ percent of students
- Don't Know

SR2c. In which of the following academic subjects did students at your school end the 2024-25 school year behind grade level? {Display if SR2a > 0}

	<u>No students were behind grade level in this subject</u>	<u>At least some students were behind grade level in this subject</u>	<u>Not Applicable – this subject is not offered at my school</u>	<u>Not Applicable – we do not have this type of data in this subject area</u>
<u>English or Language Arts</u>				
<u>Mathematics</u>				
<u>Sciences (e.g., general science, biology, chemistry, etc.)</u>				
<u>Computer Science</u>				
<u>Foreign Language</u>				
<u>Social Studies</u>				

SR3a. As of today, what strategies has your school used to support learning recovery for students during this school year? Select all that apply.

- Tailored accelerated instruction (i.e., teacher-led individualized learning, using new, grade-level content to teach prior-grade concepts or skills)
- Remedial instruction (i.e., using content from prior years to teach concepts or skills)
- Identifying individual student academic needs with diagnostic assessment data
- Identifying individual student academic needs with formative assessment data
- Extending class time spent on targeted subject areas during the school day
- Extending the school day to accommodate learning recovery activities
- Extending the school week to accommodate learning recovery activities
- Extending the school year to accommodate learning recovery activities
- Professional development for teachers/staff on learning recovery
- Family workshops to provide techniques and guidance to support learning recovery
- Family engagement/outreach activities (e.g., home visits, communicating via text apps, video conference meetings, etc.)
- Hiring additional educators to provide more small-group and individual instruction
- Other, please specify: _____
- We have not implemented any strategies to support learning recovery

SR3b. How effective have these strategies been in supporting pandemic-related learning recovery for your students during the 2024-25 school year?

<u>{Rows populate based on answers in SR3a}</u>	<u>Not at all effective</u>	<u>Slightly effective</u>	<u>Moderately effective</u>	<u>Very effective</u>	<u>Extremely effective</u>
<u>Tailored accelerated instruction (i.e., teacher-led individualized learning, using new, grade-level content to teach prior-grade concepts or skills)</u>					
<u>Remedial instruction (i.e., using content from prior years to teach concepts or skills)</u>					
<u>Identifying individual student academic needs with diagnostic assessment data</u>					
<u>Identifying individual student academic needs with formative assessment data</u>					
<u>Extending class time spent on targeted subject areas during the school day</u>					
<u>Extending the school day to accommodate learning recovery activities</u>					
<u>Extending the school week to accommodate learning recovery activities</u>					
<u>Extending the school year to accommodate learning recovery activities</u>					
<u>Professional development for teachers/staff on learning recovery</u>					
<u>Family workshops to provide techniques and guidance to support learning recovery</u>					
<u>Family engagement/outreach activities (e.g., home visits, communicating via text apps, video conference meetings, etc.)</u>					
<u>Hiring additional educators to provide more small-group and individual instruction</u>					

SR3c. Has use of this strategy decreased, remained the same, or increased since last school year?

<u>{Rows populate based on answers in SR3a}</u>	<u>Decreased</u>	<u>Remained the same</u>	<u>Increased</u>	<u>Did not do last year</u>
<u>Tailored accelerated instruction (i.e., teacher-led individualized learning, using new, grade-level content to teach prior-grade concepts or skills)</u>				
<u>Remedial instruction (i.e., using content from prior years to teach concepts or skills)</u>				
<u>Identifying individual student academic needs with diagnostic assessment data</u>				
<u>Identifying individual student academic needs with formative assessment data</u>				
<u>Extending class time spent on targeted subject areas during the school day</u>				
<u>Extending the school day to accommodate learning recovery activities</u>				

<u>Extending the school week to accommodate learning recovery activities</u>				
<u>Extending the school year to accommodate learning recovery activities</u>				
<u>Professional development for teachers/staff on learning recovery</u>				
<u>Family workshops to provide techniques and guidance to support learning recovery</u>				
<u>Family engagement/outreach activities (e.g., home visits, communicating via text apps, video conference meetings, etc.)</u>				
<u>Hiring additional educators to provide more small-group and individual instruction</u>				

Tutoring gate. At any time during this school year, which of the following types of tutoring, if any, were students at your school provided? *Select all that apply.*

- **High-dosage tutoring** (also known as evidence-based or high-quality tutoring): A method of tutoring in which the same student(s) receive(s) tutoring:
 - three or more times per week
 - for at least 30 minutes per session,
 - in sessions that are one-on-one or with small groups,
 - that is provided by educators or well-trained tutors who have received specific training in tutoring practices,
 - that aligns with evidence-based core curriculum or programs, AND
 - is NOT drop-in homework help
- **Standard tutoring:** A less intensive method of tutoring in which the same student(s) receive(s) tutoring:
 - any number of times per week OR on an as-needed (drop-in) basis
 - in sessions with no minimum length of time
 - in sessions that may be one-on-one or involve any number of other students, and
 - that is provided by educators who may or may not have received specific training in tutoring practices
- **Self-paced tutoring:** A method of tutoring in which a student works on their own, typically online, where they are provided guided instruction that allows them to move on to new material after displaying mastery of content.
- **On-demand online tutoring:** A method of tutoring in which a school partners with or contracts out services to an external online tutoring program or company that offers 24/7 support, is led by qualified tutors (e.g., certified teachers, subject-matter experts), and is available on-demand for students to access.
- **Other method(s) of tutoring,** please specify: _____
- No tutoring was provided to students by our school

Tutoring4. How effective has each tutoring program been in improving student outcomes during this school year?

{Display based on <i>Tutoring_gate</i> responses}	<u>Not at all effective</u>	<u>Slightly effective</u>	<u>Moderately effective</u>	<u>Very effective</u>	<u>Extremely effective</u>
<u>High-dosage tutoring</u>					
<u>Standard tutoring</u>					
<u>Self-paced tutoring</u>					
<u>On-demand online tutoring</u>					

<u>Other methods of tutoring</u>					
----------------------------------	--	--	--	--	--

SR more. We'd like to learn more about your school's experiences with **students' learning recovery** during the 2024-25 school year. In the space below please share any other information you would like us to know on this topic.

Attendance and Absenteeism

ABS7end. What is (or was) the **average daily attendance** rate for your school for the 2024-25 school year?

*An attendance rate is the percentage of your students who are **present** for school.*

○ _____ %

Next, we are interested in chronic absenteeism at your school during the 2024-25 school year. You may either report the percentage or number of students who were chronically absent this school year.

ABS1_ch. Would you prefer to report the percentage of students or the number of students who were chronically absent during the 2024-25 school year?

— Percentage of students chronically absent

— Number of students chronically absent

ABS1_p. During the 2024-25 school year, approximately what percentage of students at your school have been **chronically absent**? Include excused and unexcused absences. {Display if ABS1_ch = percentage}

Chronic absenteeism is defined as students who are absent for at least 10 percent of the school year

— _____ percent of students chronically absent

ABS1_c. During the 2024-25 school year, approximately how many students at your school have been chronically absent for the 2024-25 school year? {Display if ABS1_ch = number}

Chronic absenteeism is defined as students who are absent for at least 10 percent of the school year

— _____ number of students chronically absent

ABS2z. Compared to **LAST school year (2023-24)**, how have student absences at your school changed during the 2024-25 school year? Include excused and unexcused absences.

- Student absences have decreased a lot
- Student absences have decreased a little
- Student absences have remained about the same
- Student absences have increased a little
- Student absences have increased a lot

ABS3b. Compared to **LAST school year (2023-24)**, how have teacher absences at your school changed during the 2024-25 school year? Include planned and unplanned absences.

- Teacher absences have decreased a lot
- Teacher absences have decreased a little
- Teacher absences have remained about the same

- Teacher absences have increased a little
- Teacher absences have increased a lot

ABS4b. Compared to LAST school year (2023-24), how easy or difficult has it been for your school to get substitute teachers during the 2024-25 school year?

- Much easier
- Somewhat easier
- About the same
- Somewhat more difficult
- Much more difficult

ABS5a. During the 2024-25 school year, how has your school covered classes when there are teacher absences and you cannot find a substitute teacher? *Select all that apply.*

- Administrators cover classes
- Staff who are not regular classroom teachers (e.g., media specialists, paraprofessionals, coaches, interventionists, etc.) cover classes
- Other teachers cover classes during their prep periods
- Separate sections or classes are combined into one room
- Cancel classes
- Other, please specify: _____
- Not Applicable – my school has always been able to find substitute teachers

ABS5b. During the 2024-25 school year, how frequently has your school needed to use the alternative class coverage strategies you indicated above? {Display if ABS5a ≠ N/A}

- Very rarely
- Rarely
- Occasionally
- Very frequently
- Always

ABS16. Which of the following, if any, were reasons that students at your school missed too much school this year? *Select all that apply.*

- Students at my school did **not** miss too much school
- Bullying
- Food insecurity
- Instruction was perceived to not be interesting or relevant
- Lack of access to health care
- Lack of relationships to adults at the school
- Lack of relationships to peers at school
- Lack of routine
- Mental health issue
- Physical illness
- Staying home unnecessarily for minor symptoms
- Student apathy
- Taking care of siblings
- Transportation issues
- Unstable housing

- Violence in the community
- Work schedule conflicts with school
- Other, please specify: _____
- Parent apathy
- Family vacations

ABS17a. Does your school use a universal screening tool* that utilizes student-level data to systematically identify students at-risk?

**Universal screening tools may be referred to as Early Warning Systems (EWS), Early Identification Systems (EIS), or Early Warning Intervention and Monitoring System (EWIMS), among other similar titles.*

- Yes
- No

ABS17b. Which of the following data are used in your school's universal screening tool to identify students who might be at-risk and require intervention? {Display if ABS17a = Yes}

- Poor attendance
- Poor course performance (i.e., low grades)
- Low achievement test scores
- Signs or symptoms of mental health or socio-emotional issues
- Behavioral issues or referrals
- Signs of high mobility (i.e., frequent address changes)
- Interactions with the criminal justice system
- Other, please specify: _____

ABS17c. Which of the following actions occur when a student has been identified for poor attendance in your school's early warning system? {Display if ABS17b = poor attendance}

- Notification sent to parent/guardian about student's poor attendance
- Meeting of teachers and administrators
- Meeting of parents and school staff
- Develop an intervention plan
- Assign a case manager
- Assign an adult mentor
- Arrange access to social services
- Refer to student support team
- Assign to a dropout prevention program
- Other, please specify: _____

ABS11a. Did your school use any of the following strategies to improve student attendance during the 2024-25 school year?

	<u>Yes</u>	<u>No</u>
<u>Incentives for students (e.g., perfect attendance awards, school-wide recognition)</u>		
<u>Increased communication with parents when the days a student is absent reaches a certain number</u>		
<u>At-home visits by school or district personnel</u>		
<u>Increased communication about the importance of school attendance to students and parents (e.g., through newsletters, text messages, postcards)</u>		
<u>Use of support services (e.g., Positive Behavioral Interventions and Supports [PBIS] team, attendance teams)</u>		

Adult-student mentoring programs		
Peer mentoring programs		
Use of legal system services (e.g., truancy officers, department of child services, wellness checks)		
Efforts to build a supportive environment for students (e.g., improving school culture/morale, implementing wellness programs)		
Changes to school calendar (e.g., 4-day school week, extended school breaks)		

ABS11b. How effective was each strategy at improving student attendance?

{display rows based on responses to ABS11a}	Not at all effective	Slightly effective	Moderately effective	Very effective	Extremely effective
Incentives for students (e.g., perfect attendance awards, school-wide recognition)					
Increased communication with parents when the days a student is absent reaches a certain number					
At-home visits by school or district personnel					
Increased communication about the importance of school attendance to students and parents (e.g., through newsletters, text messages, postcards)					
Use of support services (e.g., PBIS team, attendance teams)					
Adult-student mentoring programs					
Peer mentoring programs					
Use of legal system services (e.g., truancy officers, department of child services, wellness checks)					
Efforts to build a supportive environment for students (e.g., improving school culture/morale, implementing wellness programs)					
Changes to school calendar (e.g., 4-day school week, extended school breaks)					

ABS12a. Did your school use any of the following strategies to improve teacher and non-teaching staff attendance during the 2024-25 school year?

	Yes	No
Incentives for staff (e.g., financial bonuses or rewards, school-wide recognition, “jeans days”)		
Efforts to build a supportive environment for staff (e.g., improving school culture/morale, implementing wellness programs, reducing paperwork)		
Allowing more flexibility with leave time (e.g., partial day leave, mental health days use as sick days)		
Disciplinary actions (e.g., implement performance improvement plan, letter in personnel file)		
Changes to school calendar (e.g., 4-day school week)		
Changes to daily work schedule (e.g., more dedicated prep time, reduced teaching time)		

ABS12b. How effective was each strategy at improving teacher and non-teaching staff attendance?

{display rows based on responses to ABS12a}	Not at all effective	Slightly effective	Moderately effective	Very effective	Extremely effective
Incentives for staff (e.g., financial bonuses or rewards, school-wide recognition, “jeans days”)					

<u>Efforts to build a supportive environment for staff (e.g., improving school culture/morale, implementing wellness programs, reducing paperwork)</u>					
<u>Allowing more flexibility with leave time (e.g., partial day leave, mental health days use as sick days)</u>					
<u>Disciplinary actions (e.g., implement performance improvement plan, letter in personnel file)</u>					
<u>Changes to school calendar (e.g., 4-day school week)</u>					

ABS6. We'd like to learn more about schools' experiences with **student, teacher, and staff absences**. In the space below, please share any information you would like us to know on this topic.

This item is optional.

Learning Modes

Learning24a. During this school year, did any of the following reasons cause your school to cancel in-person learning on short or unexpected notice for at least one day? {Display if *inper* = Yes}

	<u>Yes</u>	<u>No</u>
<u>Excessive illness among students</u>		
<u>Excessive illness among staff</u>		
<u>Excessive illness in the general community (e.g., COVID-19, Influenza)</u>		
<u>Excessive staff absence (non-illness related)</u>		
<u>Excessive student absence (non-illness related)</u>		
<u>Safety concerns due to violence (e.g., threats made against the school)</u>		
<u>Safety concerns due to other factors (e.g., fire at nearby building, industrial issue impacting air quality)</u>		
<u>Weather event or natural disaster</u>		
<u>Other reason not listed</u>		

Learning24b. When you had to cancel in-person learning, how many days did you do the following? {Display if ANY of *Learning24a* = yes}

- Switch to virtual learning: _____ days
- Not hold any classes: _____ days

Attendance

Att1. Today (or the most recent day you have data), what is your attendance rate?

*An attendance rate is the percentage of your students who are **present** for school.*

_____ %

[Click in the box below to select the date in the calendar that you used for the attendance rate.](#)

School Demographics | Conclusion

{Do not display section if answered in a previous month}

TEACHER0. Please enter an approximate total teacher count for your school as of today.

Please enter the number of teachers, including full-time and part-time teachers.

_____ total number of teachers

STAFF0. Please enter an approximate total non-teacher staff count for your school as of today.

Please enter the number of non-teaching staff, including full-time and part-time non-teachers.

_____ total number of non-teaching staff

ENROLLMENT0. As of today, please enter your total student enrollment count.

Please enter the number of students.

_____ total number of students

~~Suggestions for Future Content~~

~~**Future Content.** We want to ensure we are continuing to collect information on topics that are relevant to the day-to-day functioning of U.S. public schools. In the space below, please share any topics you believe are important for us to know as we continue this monthly survey collection.~~

~~*This item is optional.*~~

Operations Follow-up

[\[These data are for internal purposes only and are not released to the public.\]](#)

As this is the last month for 2024-25 School Pulse Panel (SPP), we are interested in learning about your experiences as a participant in the School Pulse Panel.

Par2. Were any of the following motivating factors for why you responded to a monthly SPP survey? *Select all that apply.*

- The survey seemed to be a reasonable length
- I was interested in the monthly topics
- The reimbursement {Display if SCHFLAG = 1 OR 2}
- I wanted to contribute to educational research
- I wanted to provide data that could inform educational policy decisions
- Other, please specify: _____
- None of the above

Par1. If you did not participate in every monthly collection (August 2024-June 2025), why did you participate in one or some monthly collections but not others? *Select all that apply.* [{Display if FEEDBACK_FLAG = 2}](#)

- ~~My school participated in every monthly collection between August 2024 and June 2025~~
- Time constraints
- I did not receive the communications
- The monthly question topics determined my interest in participating for a given month
- I was tired of participating
- I did not see the benefit to me or my school for participating
- I was advised to stop participating by our district
- I did not receive reimbursement in a timely manner [{Display if SCHFLAG = 1 OR 2}](#)
- The monthly reimbursement amount of \$200 was not high enough [{Display if SCHFLAG = 1 OR 2}](#)
- Other, please specify: _____

Sur1. Overall, how easy or difficult was it for you to complete an SPP monthly survey?

- Very easy
- Easy
- Neither easy nor difficult
- Difficult
- Very difficult

Sur1a. What challenges, if any, did you experience completing the monthly surveys? *Select all that apply.*

- I did not experience any challenges completing monthly surveys
- Finding time to complete the survey
- Difficulty answering items because data were not readily available
- The two-week collection window was not long enough
- Required coordination with other school or district staff to answer items
- Difficulty finding the communications which contained the URL link to the survey
- Other, please specify: _____

DC1. You were given two weeks to complete each monthly survey. Was this a long enough timeframe to complete the survey?

- Yes
- No

DC2. Did you feel the length of the surveys and the time necessary to complete each one was reasonable to do **on a monthly basis**?

- Yes
- No

RE3. [Would you have participated in this study on a monthly basis if the reimbursement was less than \\$200?](#) [{Display if SCHFLAG = 1 OR 2}](#)

- [Yes](#)
- [No](#)

FutTest. Would you be interested in helping test question wording on future School Pulse Panel survey questions? If you select yes, the Census Bureau may contact you with future opportunities. Compensation is provided.

- Yes
- No

Suggestions for Future Content

FutCont. We want to ensure we are continuing to collect information on topics that are relevant to the day-to-day functioning of U.S. public schools during the 2024-25 school year and beyond. In the space below, please share any topics you believe are important for us to know as we continue this monthly survey collection.

This item is optional.

--