

# NBCCEDP Clinic-Level Data Instrument (Screenshots)

## Welcome Screen

**B&C-BARS Home**

Data Entry

Reports

Export

Edits-Submit

OMB No. 0920-1046  
Expiration Date: xx/xx/xxxx

## NBCCEDP Clinic Baseline and Annual Reporting System (B&C-BARS)

Thank you for using the nbcced.cdc.gov website to report data on your partner health systems and clinics. You will use the 'Data Entry' menu to provide baseline and annual information on each clinic, including characteristics of the health system and clinic population, breast and cervical screening rates, and evidence-based interventions and other clinic activities used to improve B&C screening. We encourage you to use the comment boxes at the end of each section to explain irregular data or provide context. For example, why are you "not confident" in the data you are reporting?

### News/Updates

- February 24, 2023: The revised B&C-BARS tab is now active. See the "Help-GettingStarted" document for more information on using the system.

### Documents and additional resources for the NBCCEDP Clinic Baseline and Annual Reporting System

- Clinic Data Folder in Resources Tab (07/21/2022)

If you have any questions or problems with the site, please contact technical support at NBCCEDP Support.

Public reporting burden of this collection of information is estimated to average 40 minutes per response, including the time for reviewing instructions, searching existing data sources, gathering and maintaining the data needed, and completing and reviewing the collection of information. An agency may not conduct or sponsor, and a person is not required to respond to a collection of information unless it displays a currently valid OMB control number. Send comments regarding this burden estimate or any other aspect of this collection of information, including suggestions for reducing this burden to CDC/ATSDR Reports Clearance Officer; 1600 Clifton Road NE, MS D-74, Atlanta, Georgia 30333; ATTN: PRA (0920-1074).


**Navigation**

Filter by Specific Health System:

All Health Systems 

Collapse All

-- New Health System --

Health System A (002) 

HS Baseline

1701-PY2-HS Year 1


1701-PY3-HS Year 2

1701-PY4-HS Year 3

-- New HS Year --

-- New Clinic --

Clinic A1 (001) 

Breast 

Baseline

1701-PY4-Year 1

-- New Year --

Cervical 

Baseline

1701-PY2-Year 1

# Health System A

## Partner and Record Identifiers

NBCCEDP partner entity <sup>?</sup>:

Clinic within a Health System

Health system name:

Health System A

Health system ID <sup>?</sup>:

002

Health system street:

Health system city:

Health system state or territory:

Health system zip code:

Health system county:

Comments (leave blank if there are no comments):

0 / 200

## Health System A > HS Baseline

Save

Save and Continue Editing Record

Cancel

### Baseline Health System Status

Health system NBCCEDP activities start date <sup>?</sup>:

07/01/2018

HS baseline PY:

NBCCEDP 1701-PY2

### Baseline Health System Characteristics

Partner agreement <sup>?</sup>:

MOU/MOA

Date of partner agreement <sup>?</sup>:

10/02/2017

Health system counts reporting period:

Total # of primary care clinics in the parent health system <sup>?</sup>:

2


Total # of primary care providers in parent health system <sup>?</sup>:

## Health System A > HS Year 1

**Save** **Save and Continue Editing Record** **Cancel**

### Annual Health System Status


Annual report period:

NBCCEDP 1701-PY2 

### Annual Health System Characteristics

Partner agreement :



Total # of primary care clinics in the parent health system :



Total # of primary care providers in parent health system :



## Health System A > Clinic A1

Save

Save and Continue Editing Record

Cancel

### Partner and Record Identifiers

Clinic name:

Clinic A1

Clinic ID <sup>?</sup>:

001

Clinic street:

123 Main Street

Clinic city:

Washington

Clinic state or territory:

DC - District of Columbia

Clinic zip code:

12345

Clinic county:

Comments (leave blank if there are no comments):

0 / 200

## Health System A > Clinic A1 > Breast Baseline

**Save** **Save and Continue Editing Record** **Cancel**

<b>Clinic Details</b>	Patient Population	Screening Rate	Monitoring and QI	EBIs and Activities
---------------------------	-----------------------	-------------------	----------------------	------------------------

### Baseline Clinic Activity and Status

Clinic enrollment NOFO, breast activities <sup>?</sup>:

DP17-1701 never terminated ▼

Clinic NBCCEDP-breast activities start date <sup>?</sup>:

05/02/2019

Baseline PY:

NBCCEDP 1701-PY2 ▼

Clinic type <sup>?</sup>:

Primary Care Facility (non-CHC/FQHC) ▼

# Health System A > Clinic A1 > Breast Baseline

**Save** **Save and Continue Editing Record** **Cancel**

Clinic Details	<b>Patient Population</b>	Screening Rate	Monitoring and QI	EBIs and Activities
----------------	---------------------------	----------------	-------------------	---------------------

## Baseline Clinic Characteristics and Patient Population

Clinic counts reporting period:

Total # of primary care providers at clinic <sup>?</sup>:

Total # of clinic patients <sup>?</sup>:

Total # of clinic patients, women age 50-74 <sup>?</sup>:

% of women patients, age 50-74, uninsured <sup>?</sup>:



**Clinic Data - Baseline Breast (continued)**

% of women patients, age 50-74, Hispanic (leave blank if unknown):

% of women patients, age 50-74, White (leave blank if unknown):

% of women patients, age 50-74, Black or African American (leave blank if unknown):

% of women patients, age 50-74, Asian (leave blank if unknown):

% of women patients, age 50-74, Native Hawaiian or other Pacific Islander (leave blank if unknown):

% of women patients, age 50-74, American Indian or Alaskan Native (leave blank if unknown):

% of women patients, age 50-74, more than one race (leave blank if unknown):

% of women patients, age 50-74, other race(s) (leave blank if unknown):

Comments for patient population (leave blank if there are no comments):

0 / 200

**Clinic Data - Baseline Breast (continued)**

Name of primary EHR vendor at clinic <sup>?</sup>:

NextGen (DP17-1701) ▼

Primary EHR home <sup>?</sup>:

▼

Newly screening or opened <sup>?</sup>:

Yes (< 1 year) ▼

Comments for clinic characteristics (leave blank if there are no comments):

⌵

0 / 200

## Health System A > Clinic A1 > Breast Baseline

**Save** **Save and Continue Editing Record** **Cancel**

Clinic Details	Patient Population	<b>Screening Rate</b>	Monitoring and QI	EBIs and Activities
-------------------	-----------------------	---------------------------	----------------------	------------------------

### Baseline Breast Screening Rates

Breast cancer screening rate status:

Both Chart Review and EHR Rate ▼

Start date of 12-month breast cancer SR measurement period <sup>?</sup>:

05/03/2018 📅

End date of 12-month breast cancer SR measurement period <sup>?</sup>: 2019-05-02

---

### Chart Review Screening Rates

CR - breast cancer screening rate (%): 1.00

CR - breast cancer SR numerator <sup>?</sup>:

5

CR - breast cancer SR denominator <sup>?</sup>:

500

CR - breast cancer SR measure type <sup>?</sup>:

GPRA ▼

% of charts reviewed: 100.00

Sampling method used for CR <sup>?</sup>:

No ▼

## Health System A > Clinic A1 > Breast Baseline

Save

Save and Continue Editing Record

Cancel

Clinic  
Details

Patient  
Population

Screening  
Rate

Monitoring  
and QI

EBIs and  
Activities

### Baseline Breast Screening Rates

Breast cancer screening rate status:

Both Chart Review and EHR Rate

Start date of 12-month breast cancer SR measurement period <sup>?</sup>:

05/03/2018

End date of 12-month breast cancer SR measurement period <sup>?</sup>: 2019-05-02

---

#### Chart Review Screening Rates

CR - breast cancer screening rate (%): 1.00

CR - breast cancer SR numerator <sup>?</sup>:

5

CR - breast cancer SR denominator <sup>?</sup>:

500

CR - breast cancer SR measure type <sup>?</sup>:

GPRA

% of charts reviewed: 100.00

Sampling method used for CR <sup>?</sup>:

No

**Clinic Data - Baseline Breast (continued)**

CR - breast cancer SR confidence:

CR - breast cancer SR problem <sup>?</sup>:

Comments for CR rates (leave blank if there are no comments):

0 / 200

**Clinic Data - Baseline Breast (continued)**

EHR Screening Rates

EHR - breast cancer SR (%):

EHR - breast cancer SR numerator <sup>?</sup>:

EHR - breast cancer SR denominator <sup>?</sup>:

EHR - breast cancer SR measure type <sup>?</sup>:

EHR - breast cancer SR confidence:

EHR - breast cancer SR problem <sup>?</sup>:

EHR - breast cancer SR reporting source <sup>?</sup>:

Comments for EHR rates (leave blank if there are no comments):

0 / 200

**Clinic Data - Baseline Breast (continued)**

Clinic breast cancer SR target for next year <sup>?</sup>:

Comments (leave blank if there are no comments):

0 / 200

## Health System A > Clinic A1 > Breast Baseline

**Save** **Save and Continue Editing Record** **Cancel**

Clinic  
Details

Patient  
Population

Screening  
Rate

**Monitoring  
and QI**

EBIs and  
Activities

### Baseline Monitoring and Quality Improvement Activities

Clinic breast cancer screening policy <sup>?</sup>:

Yes  No

Clinic breast cancer champion <sup>?</sup>:

Yes  No

Utilizing health IT to improve data collection and quality <sup>?</sup>:

Yes  No

Utilizing health IT tools for monitoring program performance <sup>?</sup>:

Yes  No

QA/QI support <sup>?</sup>:

Yes  No

BCCEDP clinical services <sup>?</sup>:

Yes  No

Comments (leave blank if there are no comments):

0 / 200



## Health System A > Clinic A1 > Breast Baseline

Save

Save and Continue Editing Record

Cancel

Clinic  
Details

Patient  
Population

Screening  
Rate

Monitoring  
and QI

EBIs and  
Activities

### Baseline Evidence-based Interventions (EBIs) and Other Clinic Activities

Patient reminder system in place:

Yes  No

Provider reminder system in place:

Yes  No

Provider assessment and feedback in place:

Yes  No

Reducing structural barriers in place <sup>?</sup>:

Yes  No

Small media in place:

Yes  No

Patient education in place:

Yes  No

Reducing out-of-pocket costs in place <sup>?</sup>:

Yes  No

Professional development/provider education in place:

Yes  No

Community outreach in place:

Yes  No

Other community-clinical linkage (CCL) activities (leave blank if unknown):

**Clinic Data - Baseline Breast (continued)**

Patient navigation in place:

Yes  No

Comments (leave blank if there are no comments):

0 / 200

## Other Baseline Breast Cancer Activities and Comments

Other breast cancer activity 1 (leave blank if unknown):

0 / 200

Other breast cancer activity 2 (leave blank if unknown):

0 / 200

Other breast cancer activity 3 (leave blank if unknown):

0 / 200

Comments (leave blank if there are no comments):

0 / 200

## Health System A > Clinic A1 > Breast - Year 1

**Save** **Save and Continue Editing Record** **Cancel**

<b>Clinic Details</b>	Patient Population	Screening Rate	Monitoring and QI	EBIs and Activities
---------------------------	-----------------------	-------------------	----------------------	------------------------

### Annual Clinic Activity and Status

Annual report period <sup>?</sup>:

NBCCEDP 1701-PY2 ▼

Annual partner status <sup>?</sup>:

Active ▼

# Health System A > Clinic A1 > Breast - Year 1

**Save** **Save and Continue Editing Record** **Cancel**

Clinic Details	<b>Patient Population</b>	Screening Rate	Monitoring and QI	EBIs and Activities
----------------	---------------------------	----------------	-------------------	---------------------

## Annual Clinic Characteristics and Clinic Patient Population

Clinic counts reporting period:

Total # of primary care providers at clinic <sup>?</sup>:

Previous Years: Baseline = 9999

Total # of clinic patients <sup>?</sup>:

Previous Years: Baseline = 4

Total # of clinic patients, women age 50-74 <sup>?</sup>:

Previous Years: Baseline = 500

% of women patients, age 50-74, uninsured <sup>?</sup>:

Previous Years: Baseline = 0.50

Comments for patient population (leave blank if there are no comments):

0 / 200

**Clinic Data - Annual Breast (continued)**

Name of primary EHR vendor at clinic <sup>?</sup>:

AthenaHealth 

Primary EHR home <sup>?</sup>:



Comments for clinic characteristics (leave blank if there are no comments):



0 / 200

## Health System A > Clinic A1 > Breast - Year 1

**Save** **Save and Continue Editing Record** **Cancel**

Clinic Details	Patient Population	<b>Screening Rate</b>	Monitoring and QI	EBIs and Activities
-------------------	-----------------------	---------------------------	----------------------	------------------------

### Annual Breast Screening Rates


Breast cancer screening rate status:

No, not yet available 

Breast cancer screening rate date available :

mm/dd/yyyy 

Comments (leave blank if there are no comments):



0 / 200

# Health System A > Clinic A1 > Breast - Year 1

- Save
- Save and Continue Editing Record
- Cancel

Clinic  
Details

Patient  
Population

Screening  
Rate

Monitoring  
and QI

EBIs and  
Activities

## Annual Monitoring and Quality Improvement Activities

Clinic breast cancer screening policy <sup>?</sup>:

- Yes
- No

Clinic breast cancer champion <sup>?</sup>:

- Yes
- No

Utilizing health IT to improve data collection and quality <sup>?</sup>:

- Yes
- No

Utilizing health IT tools for monitoring program performance <sup>?</sup>:

- Yes
- No

QA/QI support <sup>?</sup>:

- Yes
- No

Process improvements <sup>?</sup>:

- Yes
- No

Frequency of monitoring breast cancer screening rate <sup>?</sup>:

Validated screening rate <sup>?</sup>:

- Yes
- No

Health center controlled network:

- Yes
- No

**Clinic Data - Annual Breast (continued)**

Frequency of implementation support to clinic <sup>?</sup>:

BCCEDP clinical services <sup>?</sup>:

Yes  No

BCCEDP financial resources <sup>?</sup>:

Comments (leave blank if there are no comments):

0 / 200



## Health System A > Clinic A1 > Breast - Year 1

Save

Save and Continue Editing Record

Cancel

Clinic  
Details

Patient  
Population

Screening  
Rate

Monitoring  
and QI

EBIs and  
Activities

### Annual Evidence-based Interventions (EBIs) and Other Clinic Activities

#### EBI - Patient Reminder System<sup>?</sup>:

NBCCEDP resources used toward a patient reminder system:

Yes  No

Patient reminder system in place:

#### EBI - Provider Reminder System<sup>?</sup>:

NBCCEDP resources used toward a provider reminder system:

Yes  No

Provider reminder system in place:

#### EBI - Provider Assessment and Feedback<sup>?</sup>:

NBCCEDP resources used toward provider assessment and feedback:

Yes  No

Provider assessment and feedback in place:

**Clinic Data - Annual Breast (continued)**

**EBI - Reducing Structural Barriers<sup>?</sup>:**

NBCCEDP resources used toward reducing structural barriers:

Yes  No

Reducing structural barriers in place:

**Small Media<sup>?</sup>:**

NBCCEDP resources used toward small media:

Yes  No

Small media in place:

**Patient Education<sup>?</sup>:**

NBCCEDP resources used toward patient education:

Yes  No

Patient education in place:

**Reducing out-of-pocket costs<sup>?</sup>:**

NBCCEDP resources used toward reducing out-of-pocket costs:

Yes  No

Reducing out-of-pocket costs in place:

**Clinic Data - Annual Breast (continued)**

**Professional development and provider education** 

NBCCEDP resources used toward professional development/provider education:

Yes  No

Professional development/provider education in place:

**Community outreach, education, and support**

NBCCEDP resources used toward community outreach:

Yes  No

Community outreach in place:

Other community-clinical linkage (CCL) activities (leave blank if unknown):

0 / 256

**Patient Navigation**

NBCCEDP resources used toward patient navigation:

Yes  No

Patient navigation in place:

**Comments for EBIs and Other Clinic Activities**

Comments (leave blank if there are no comments):

0 / 200

## Health System A > Clinic A1 > Cervical Baseline

**Save** **Save and Continue Editing Record** **Cancel**

<b>Clinic Details</b>	Patient Population	Screening Rate	Monitoring and QI	EBIs and Activities
-----------------------	--------------------	----------------	-------------------	---------------------

### Baseline Clinic Activity and Status

Clinic enrollment NOFO, cervical activities <sup>?</sup>:

Clinic NBCCEDP-cervical activities start date <sup>?</sup>:

Baseline PY:

Clinic type <sup>?</sup>:

## Health System A > Clinic A1 > Cervical Baseline

**Save** **Save and Continue Editing Record** **Cancel**

Clinic  
Details

**Patient  
Population**

Screening  
Rate

Monitoring  
and QI

EBIs and  
Activities

### Baseline Clinic Characteristics and Patient Population

Clinic counts reporting period:

Total # of primary care providers at clinic <sup>?</sup>:

Total # of clinic patients <sup>?</sup>:

Total # of clinic patients, women age 21-64 <sup>?</sup>:

% of women patients, age 21-64, uninsured <sup>?</sup>:

**Clinic Data - Baseline Cervical (continued)**

% of women patients, age 21-64, Hispanic (leave blank if unknown):

% of women patients, age 21-64, White (leave blank if unknown):

% of women patients, age 21-64, Black or African American (leave blank if unknown):

% of women patients, age 21-64, Asian (leave blank if unknown):

% of women patients, age 21-64, Native Hawaiian or other Pacific Islander (leave blank if unknown):

% of women patients, age 21-64, American Indian or Alaskan Native (leave blank if unknown):

% of women patients, age 21-64, more than one race (leave blank if unknown):

% of women patients, age 21-64, other race(s) (leave blank if unknown):

Comments for patient population (leave blank if there are no comments):

0 / 200

**Clinic Data - Baseline Cervical (continued)**

Name of primary EHR vendor at clinic <sup>?</sup>:

Primary EHR home <sup>?</sup>:

Newly screening or opened <sup>?</sup>:

Comments for clinic characteristics (leave blank if there are no comments):

0 / 200

# Health System A > Clinic A1 > Cervical Baseline

**Save** **Save and Continue Editing Record** **Cancel**

Clinic Details    Patient Population    **Screening Rate**    Monitoring and QI    EBIs and Activities

## Baseline Cervical Screening Rates

Cervical cancer screening rate status:

EHR rate only ▼

Start date of 12-month cervical cancer SR measurement period <sup>?</sup>:

mm/dd/yyyy 📅

End date of 12-month cervical cancer SR measurement period <sup>?</sup>:



### EHR Screening Rates

EHR - cervical cancer SR (%):

EHR - cervical cancer SR numerator <sup>?</sup>:

EHR - cervical cancer SR denominator <sup>?</sup>:

EHR - cervical cancer SR measure type <sup>?</sup>:

▼

EHR - cervical cancer SR confidence:

▼



**Clinic Data - Baseline Cervical (continued)**

EHR - cervical cancer SR problem <sup>?</sup>:

EHR - cervical cancer SR reporting source <sup>?</sup>:

Comments for EHR rates (leave blank if there are no comments):

0 / 200

---

Clinic cervical cancer SR target for next year <sup>?</sup>:

Comments (leave blank if there are no comments):

0 / 200

## Health System A > Clinic A1 > Cervical Baseline

**Save** **Save and Continue Editing Record** **Cancel**

Clinic Details	Patient Population	Screening Rate	<b>Monitoring and QI</b>	EBIs and Activities
-------------------	-----------------------	-------------------	------------------------------	------------------------

### Baseline Monitoring and Quality Improvement Activities

Clinic cervical cancer screening policy <sup>?</sup>:

Yes  No

Clinic cervical cancer champion <sup>?</sup>:

Yes  No

Utilizing health IT to improve data collection and quality <sup>?</sup>:

Yes  No

Utilizing health IT tools for monitoring program performance <sup>?</sup>:

Yes  No

QA/QI support <sup>?</sup>:

Yes  No

BCCEDP clinical services <sup>?</sup>:

Yes  No

Comments (leave blank if there are no comments):

0 / 200

## Health System A > Clinic A1 > Cervical Baseline

**Save** **Save and Continue Editing Record** **Cancel**

Clinic Details	Patient Population	Screening Rate	Monitoring and QI	<b>EBIs and Activities</b>
----------------	--------------------	----------------	-------------------	----------------------------

### Baseline Evidence-based Interventions (EBIs) and Other Clinic Activities

Patient reminder system in place:

Yes  No

Provider reminder system in place:

Yes  No

Provider assessment and feedback in place:

Yes  No

Reducing structural barriers in place <sup>?</sup>:

Yes  No

Small media in place:

Yes  No

Patient education in place:

Yes  No

Reducing out-of-pocket costs in place <sup>?</sup>:

Yes  No

Professional development/provider education in place:

Yes  No

Community outreach in place:

Yes  No

Other community-clinical linkage (CCL) activities (leave blank if unknown):

0 / 256

**Clinic Data - Baseline Cervical (continued)**

Patient navigation in place:

Yes  No

Comments (leave blank if there are no comments):

0 / 200

## Other Baseline Cervical Cancer Activities and Comments

Other cervical cancer activity 1 (leave blank if unknown):

0 / 200

Other cervical cancer activity 2 (leave blank if unknown):

0 / 200

Other cervical cancer activity 3 (leave blank if unknown):

0 / 200

Comments (leave blank if there are no comments):

0 / 200

## Health System A > Clinic A1 > New Cervical Year

**Save** **Save and Continue Editing Record** **Cancel**

<b>Clinic Details</b>	Patient Population	Screening Rate	Monitoring and QI	EBIs and Activities
---------------------------	-----------------------	-------------------	----------------------	------------------------

### Annual Clinic Activity and Status

Annual report period <sup>?</sup>:

NBCCEDP 2202-PY3 ▼

Annual partner status <sup>?</sup>:

Active ▼

## Health System A > Clinic A1 > New Cervical Year

**Save** **Save and Continue Editing Record** **Cancel**

Clinic Details **Patient Population** Screening Rate Monitoring and QI EBIs and Activities

### Annual Clinic Characteristics and Clinic Patient Population

Clinic counts reporting period:

Total # of primary care providers at clinic <sup>?</sup>:

Previous Years: Baseline = NULL

Total # of clinic patients <sup>?</sup>:

Previous Years: Baseline = NULL

Total # of clinic patients, women age 21-64 <sup>?</sup>:

Previous Years: Baseline = NULL

% of women patients, age 21-64, uninsured <sup>?</sup>:

Previous Years: Baseline = NULL

Comments for patient population (leave blank if there are no comments):

0 / 200

**Clinic Data - Annual Cervical (continued)**

Name of primary EHR vendor at clinic <sup>?</sup>:

Primary EHR home <sup>?</sup>:

Comments for clinic characteristics (leave blank if there are no comments):

0 / 200

# Health System A > Clinic A1 > New Cervical Year

**Save** **Save and Continue Editing Record** **Cancel**

Clinic Details	Patient Population	<b>Screening Rate</b>	Monitoring and QI	EBIs and Activities
----------------	--------------------	-----------------------	-------------------	---------------------

## Annual Cervical Screening Rates

Cervical Cancer screening rate status:

Chart Review rate only ▼

Start date of 12-month cervical cancer SR measurement period <sup>?</sup>:

mm/dd/yyyy 🗓

Previous Years: Baseline = NULL

End date of 12-month cervical cancer SR measurement period <sup>?</sup>: Previous Years: Baseline = NULL

---

### Chart Review Screening Rates

CR - cervical cancer screening rate (%) : Previous Years: Baseline = NULL

CR - cervical cancer SR numerator <sup>?</sup>:

Previous Years: Baseline = NULL

CR - cervical cancer SR denominator <sup>?</sup>:

Previous Years: Baseline = NULL

CR - cervical cancer SR measure type <sup>?</sup>:

Previous Years: Baseline = NULL



**Clinic Data - Annual Cervical (continued)**

Sampling method used for CR <sup>?</sup>:

Previous Years: Baseline = NULL

CR - cervical cancer SR confidence:

Previous Years: Baseline = NULL

CR - cervical cancer SR problem <sup>?</sup>:

Previous Years: Baseline = NULL

Comments for CR rates (leave blank if there are no comments):

0 / 200

---

Clinic cervical cancer SR target for next year <sup>?</sup>:

Previous Years: Baseline = NULL

Comments (leave blank if there are no comments):

0 / 200

## Health System A > Clinic A1 > New Cervical Year

**Save** **Save and Continue Editing Record** **Cancel**

Clinic Details    Patient Population    Screening Rate    **Monitoring and QI**    EBIs and Activities

### Annual Monitoring and Quality Improvement Activities

Clinic cervical cancer screening policy <sup>?</sup>:

Yes  No

Clinic cervical cancer champion <sup>?</sup>:

Yes  No

Utilizing health IT to improve data collection and quality <sup>?</sup>:

Yes  No

Utilizing health IT tools for monitoring program performance <sup>?</sup>:

Yes  No

QA/QI support <sup>?</sup>:

Yes  No

Process improvements <sup>?</sup>:

Yes  No

Frequency of monitoring cervical cancer screening rate <sup>?</sup>:

Validated screening rate <sup>?</sup>:

Yes  No

Health center controlled network:

Yes  No

**Clinic Data - Annual Cervical (continued)**

Frequency of implementation support to clinic <sup>?</sup>:

BCCEDP clinical services <sup>?</sup>:

Yes  No

BCCEDP financial resources <sup>?</sup>:

Comments (leave blank if there are no comments):

0 / 200

## Health System A > Clinic A1 > New Cervical Year

**Save** **Save and Continue Editing Record** **Cancel**

Clinic Details	Patient Population	Screening Rate	Monitoring and QI	<b>EBIs and Activities</b>
----------------	--------------------	----------------	-------------------	----------------------------

### Annual Evidence-based Interventions (EBIs) and Other Clinic Activities

#### EBI - Patient Reminder System<sup>?</sup>:

NBCCEDP resources used toward a patient reminder system:

Yes  No

Patient reminder system in place:

#### EBI - Provider Reminder System<sup>?</sup>:

NBCCEDP resources used toward a provider reminder system:

Yes  No

Provider reminder system in place:

#### EBI - Provider Assessment and Feedback<sup>?</sup>:

NBCCEDP resources used toward provider assessment and feedback:

Yes  No

Provider assessment and feedback in place:

**Clinic Data - Annual Cervical (continued)**

**EBI - Reducing Structural Barriers<sup>?</sup>:**

NBCCEDP resources used toward reducing structural barriers:

Yes  No

Reducing structural barriers in place:

**Small Media<sup>?</sup>:**

NBCCEDP resources used toward small media:

Yes  No

Small media in place:

**Patient Education<sup>?</sup>:**

NBCCEDP resources used toward patient education:

Yes  No

Patient education in place:

**Reducing out-of-pocket costs<sup>?</sup>:**

NBCCEDP resources used toward reducing out-of-pocket costs:

Yes  No

Reducing out-of-pocket costs in place:

**Professional development and provider education<sup>?</sup>:**

NBCCEDP resources used toward professional development/provider education:

Yes  No

Professional development/provider education in place:

**Clinic Data - Annual Cervical (continued)**

Community outreach, education, and support

NBCCEDP resources used toward community outreach:

Yes  No

Community outreach in place:

Other community-clinical linkage (CCL) activities (leave blank if unknown):

0 / 256

Patient Navigation

NBCCEDP resources used toward patient navigation:

Yes  No

Patient navigation in place:

Comments for EBIs and Other Clinic Activities

Comments (leave blank if there are no comments):

0 / 200

**Clinic Data - Annual Cervical (continued)**

## Other Annual Cervical Cancer Activities and Comments

Other cervical cancer activity 1 (leave blank if unknown):

0 / 200

Other cervical cancer activity 2 (leave blank if unknown):

0 / 200

Other cervical cancer activity 3 (leave blank if unknown):

0 / 200

Comments (leave blank if there are no comments):

0 / 200