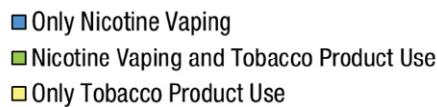
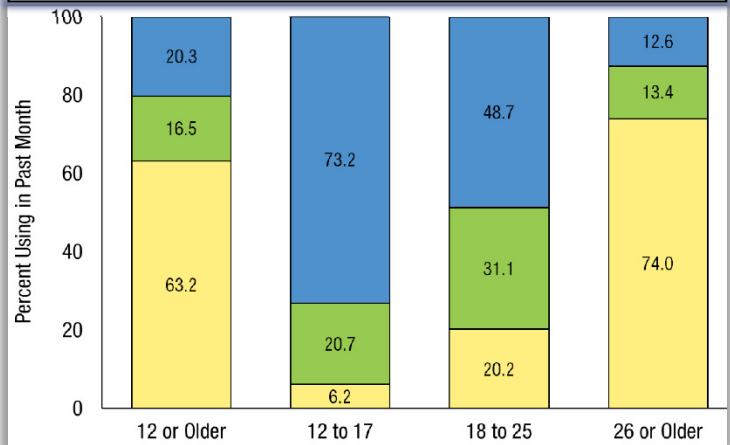


Tobacco and Nicotine Use

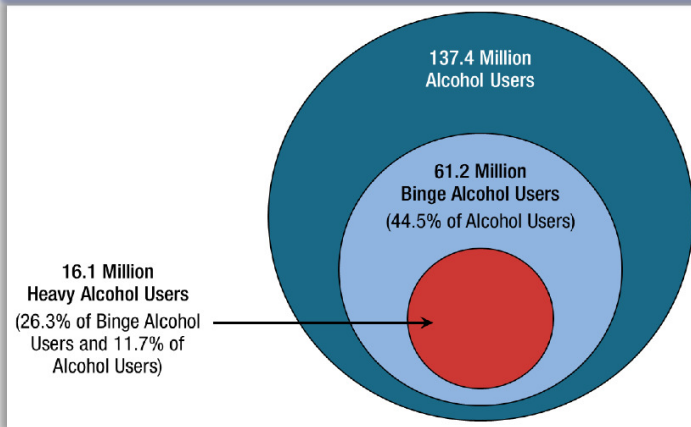
- An estimated 63.9 million people reported current use of tobacco products and/or nicotine vaping, which is approximately 22.7% of people aged 12 and older.
- The type of nicotine products used varied by age group.



Type of Past Month Tobacco Use or Nicotine Vaping: Among Past Month Nicotine Product Users Aged 12 or Older; 202X



Past Month Alcohol Use, Past Month Binge Alcohol Use, and Past Month Heavy Alcohol Use: Among People Aged 12 or Older; 202X




Alcohol Use

- About half of all people aged 12 or older (48.7% or an estimated 137.4 million people) were current drinkers.
- Of these, 61.2 million were past month binge drinkers, consuming 4 drinks (for females) or 5 drinks (for males) on the same occasion.
- About 16.1 million people were considered heavy drinkers, defined as binge drinking on 5 or more days in the past 30 days.

Illicit Drug Use

An estimated 70.3 million people aged 12 or older were past year users of illicit drugs.

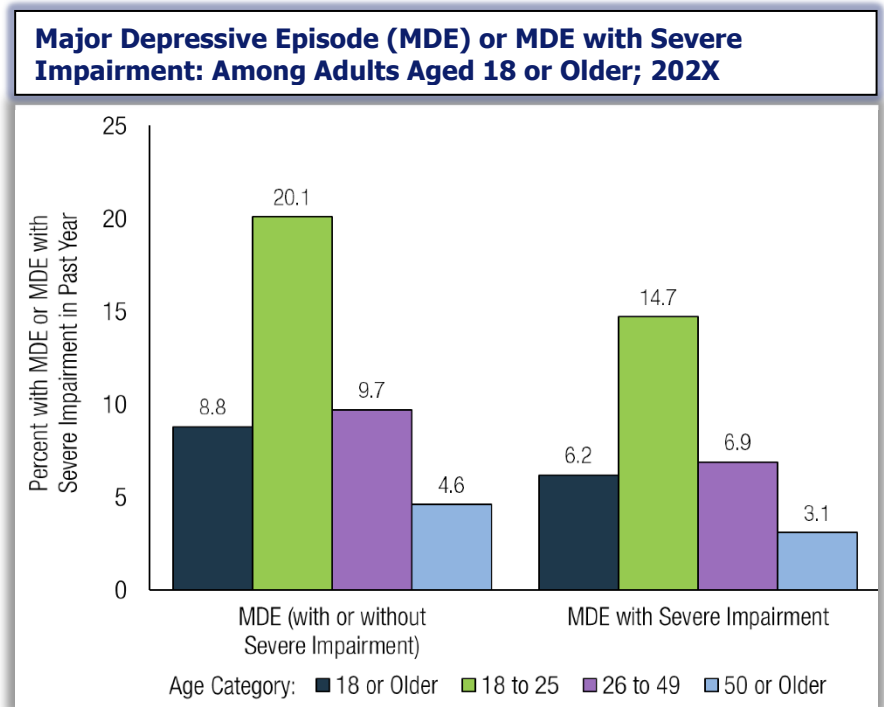
Past Year Illicit Drug Use: Among People Aged 12 or Older; 202X



Note: The estimated numbers of past year users of different illicit drugs are not mutually exclusive because people could have used more than one type of illicit drug in the past year.

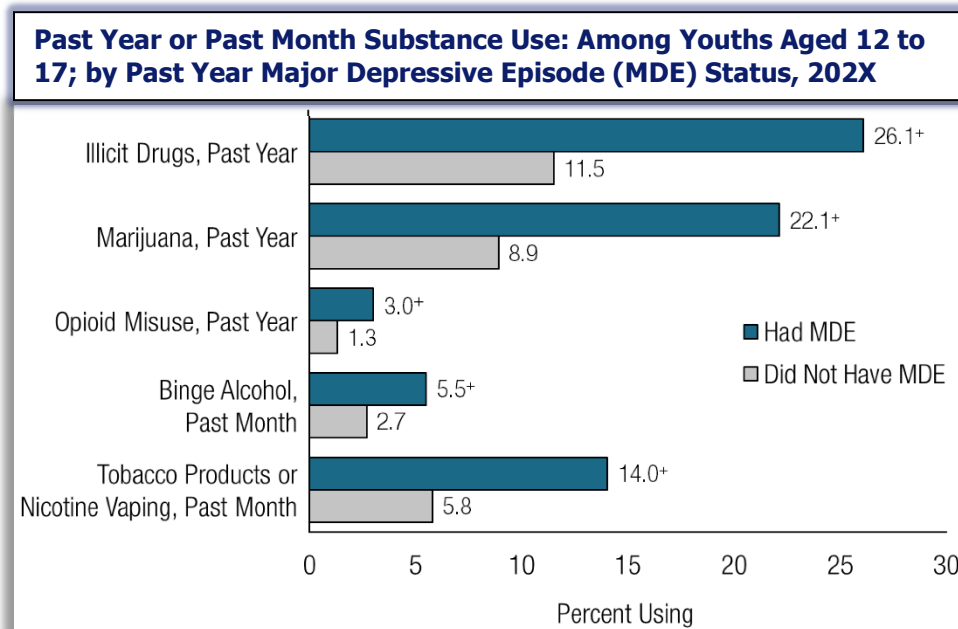
Adult Mental Health

- An estimated 22.5 million adults (8.8% of the population aged 18 or older) had at least one major depressive episode (MDE) in the past 12 months.
- An estimated 6.2% of adults had a past year MDE with severe impairment.



Youth Mental Health

Youth aged 12 to 17 with past year MDE were more likely to have used an illicit drug in the past year (26.1 vs. 11.5%).



+ Difference between this estimate and the estimate for youths without MDE is statistically significant at the .05 level.
 Note: Youth respondents with unknown MDE data were excluded.

Substance Abuse and Mental Health Services Administration. (202X). *Key substance use and mental health indicators in the United States: Results from the 202X National Survey on Drug Use and Health* (HHS Publication No. PEP23-07-01-006, NSDUH Series H-58). Center for Behavioral Health Statistics and Quality, Substance Abuse and Mental Health Services Administration. <https://www.samhsa.gov/data/>