



U.S. Department of Treasury

Community Development Financial Institutions Fund

Allocatee (CDE)
Transaction Level Report Data
Point Guidance for
AMIS
(July 2023)

Table of Contents

Getting Started	3
Certifying TLRs	15
What's New in the NMTC Allocatee TLR Guidance?	22
Generating NMTC Reports	25
Understanding the Data Point Boxes	27
CDE Transaction Level Report – Data Point Guidance	31
Notes-Investments	31
TLR Projects Tab	59
TLR Address	106
Loan Source and Disbursements	120

Getting Started

Transaction Level Reports are now in the CDFI Fund's Awards Management Information System (AMIS). For an overview of the data field changes made, review the "CIIS to AMIS Crosswalk NMTC TLR" guide.

AMIS provides two ways users can create their Transaction Level Report (TLR):

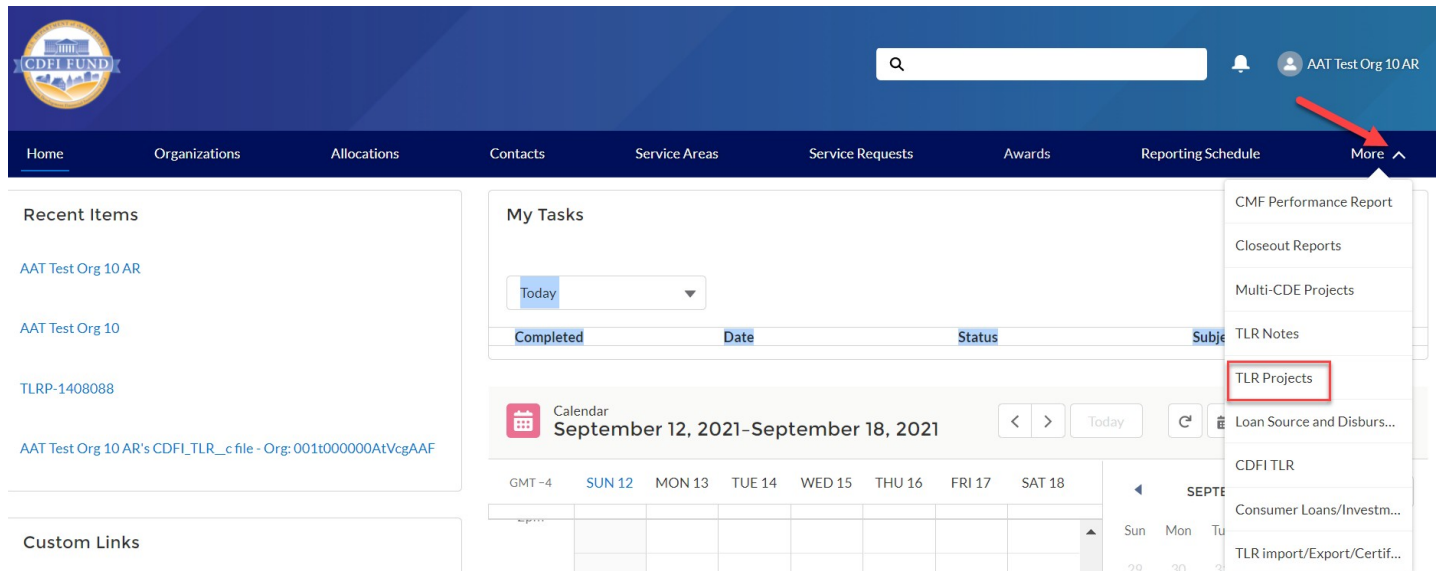
- Manual entry of your Transaction Level Report (TLR) through the AMIS User Interface (UI)
- Upload of multiple TLR records through either a CSV file template or an XML schema

Disclosure

The CDFI Fund may upon request provide information collected and any associated reporting submitted by the Allocatee to an appropriate federal, state, tribal, local, international, or foreign law enforcement agency or other appropriate authority charged with investigating or prosecuting a violation or enforcing or implementing a law, rule, regulation, or order.

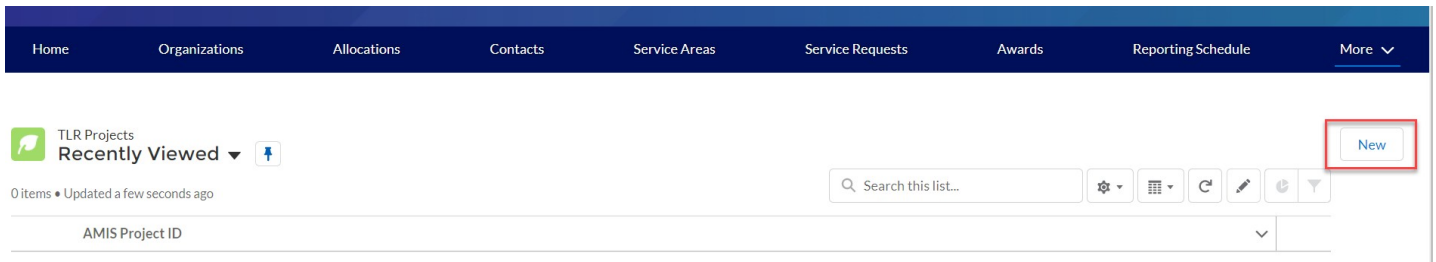
Manual Entry

To manually begin your Transaction Level Report (TLR), log into AMIS and click on the TLR Projects tab located in the "More" dropdown.

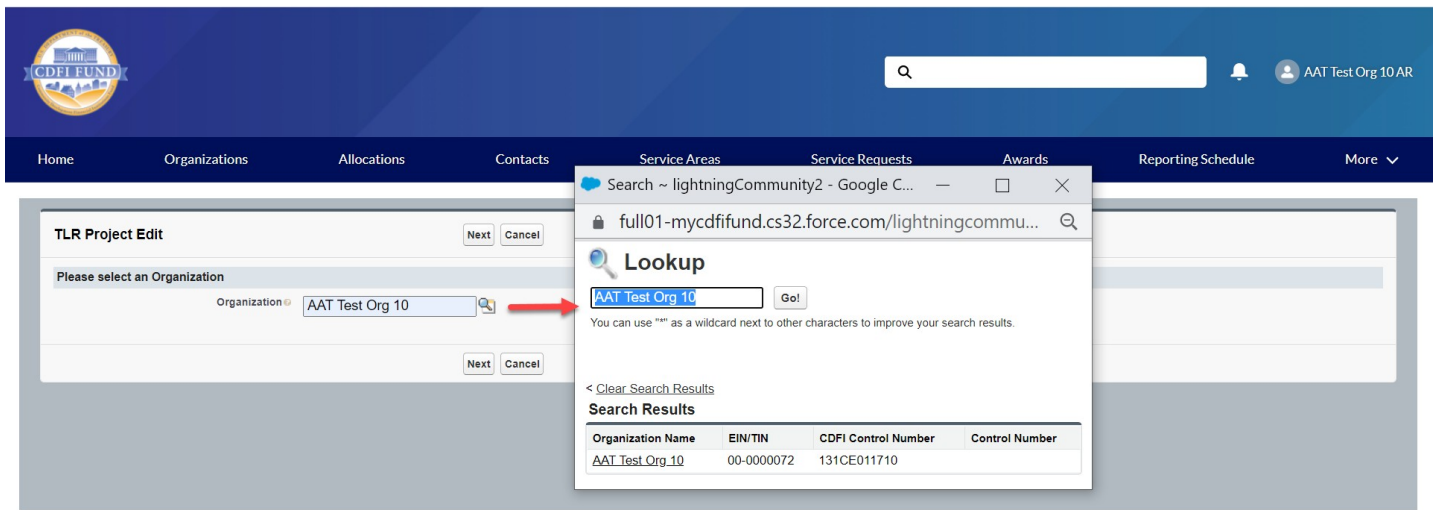


The screenshot displays the AMIS user interface. At the top, there is a navigation bar with the CDFI Fund logo on the left, a search bar, and a user profile for 'AAT Test Org 10 AR'. Below the navigation bar, a horizontal menu contains several tabs: Home, Organizations, Allocations, Contacts, Service Areas, Service Requests, Awards, Reporting Schedule, and More. A red arrow points to the 'More' tab, which is expanded into a dropdown menu. The dropdown menu lists various report types, including 'CMF Performance Report', 'Closeout Reports', 'Multi-CDE Projects', 'TLR Notes', 'TLR Projects' (which is highlighted with a red box), 'Loan Source and Disburs...', 'CDFI TLR', 'Consumer Loans/Investm...', and 'TLR import/Export/Certif...'. The main content area of the interface shows 'My Tasks' with a 'Today' filter, a table with columns for 'Completed', 'Date', 'Status', and 'Subje', and a calendar for 'September 12, 2021 - September 18, 2021'.

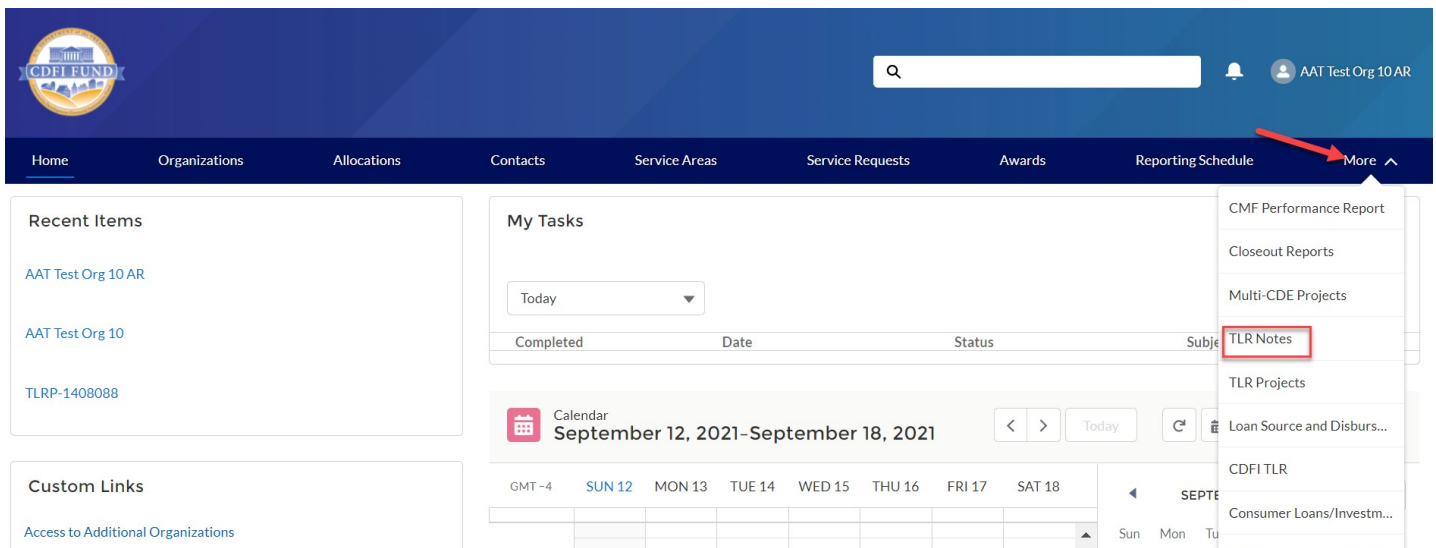
Once on the TLR Projects Tab, click the "New" button.



Enter the name of your organization in the “Organization” field and click “Next” to go to the TLR Project detail page to fill out the information based on the Data Points listed in the guide. You can click the search icon to search the list of organizations you are permitted to access.



Once you have completed and saved your TLR Project record, click on the TLR Notes Tab located in the “More” dropdown.



Click the “New” button. Fill out the information based on the Data Points listed in the guide.

Once you have finished filling out and saving your TLR Note record, scroll down the page to the Loan Source and Disbursements related list (located on the TLR Note record – Related Tab). Click the “New” button. Fill out the information based on the Data Points listed in the guide.

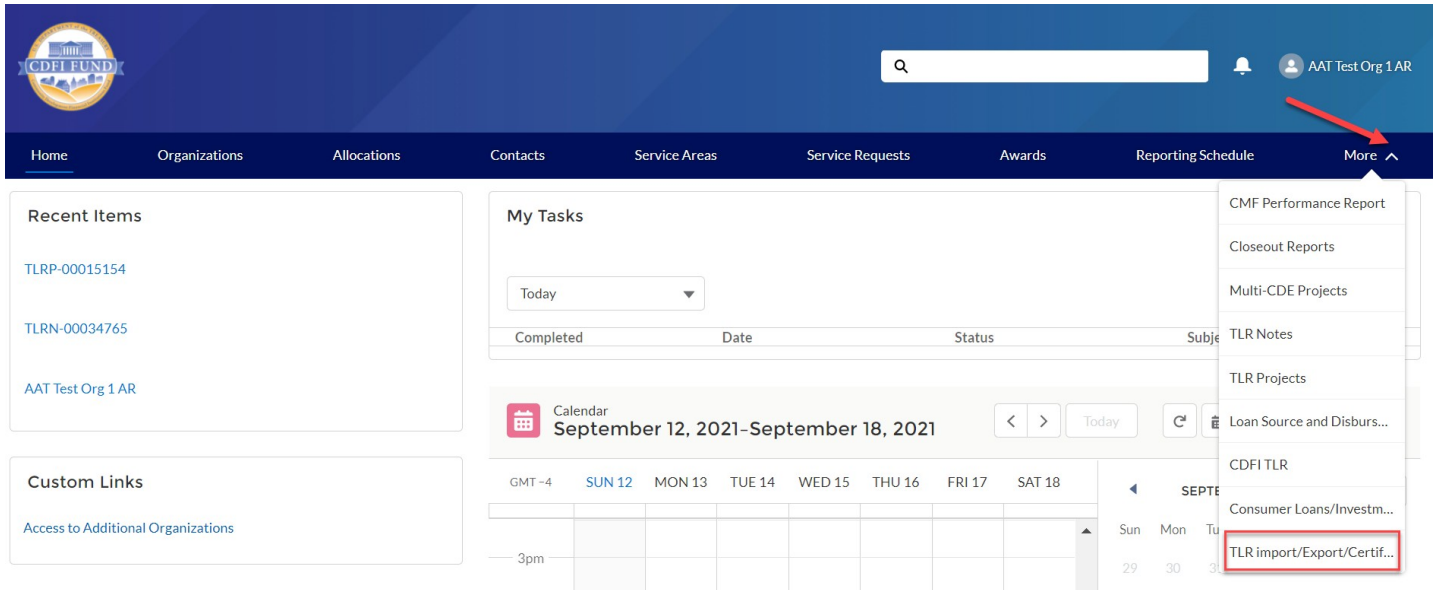
Once you have completed and saved your Loan Source record, click on the TLR Projects Tab again, click on the new record you created and then click on the “New Address” button. Fill out the information based on the Data Points listed in the guide.

CSV File Upload

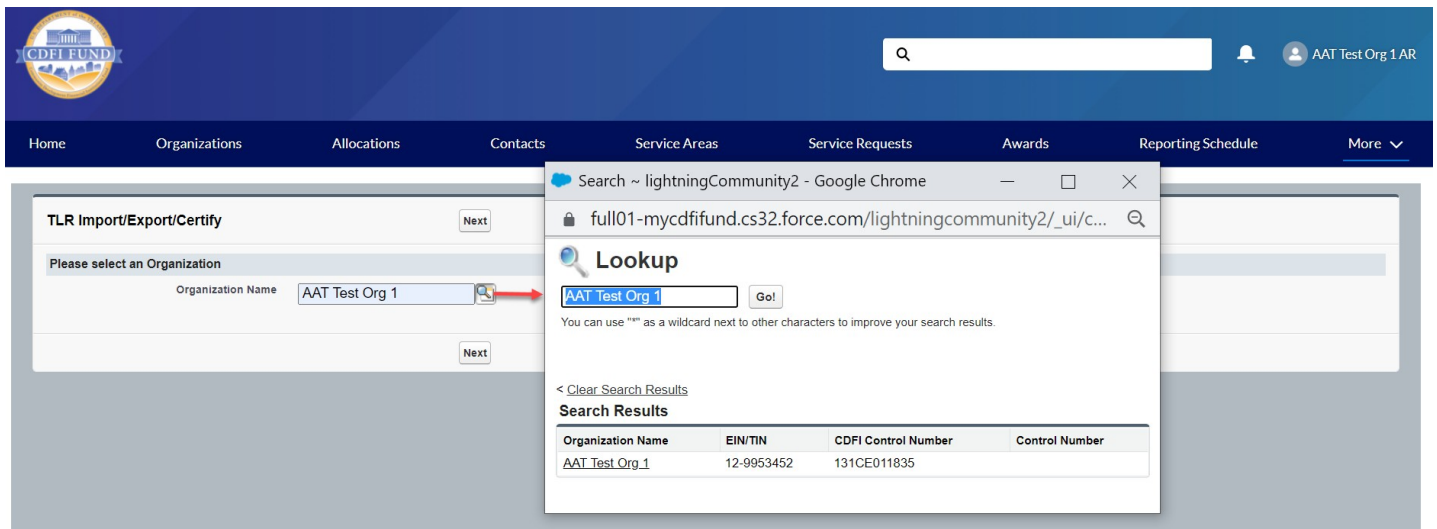
To create multiple TLR records at one time, AMIS allows users to upload CSV files to load via a file import graphic interface. Click on the "TLR Import/Export/Certify" tab in the menu bar to get started.

Note: Please use the “General” cell formatting for CSV file uploads.

Note: Since templates change from time to time, it is always best practice to download new templates before beginning a file upload process.



Use the "Organization Name" field to enter the organization's name to create the TLR records. Click the search icon to see a list of the organizations to which you are associated.



Click the "New_NMTC_TLR_Project.CSV" link to download the template.

TLR Data Export Template

▼ NMTC CSV	
New_NMTC_TLR_Project_August_2020.csv	Update_NMTC_TLR_Project.csv
New_NMTC_TLR_Note_August_2020.csv	Update_NMTC_TLR_Note.csv
New_NMTC_TLR_Address_August_2020.csv	
New_NMTC_Loan_Source_and_Disbursements_August_2020.csv	

Open the CSV file and take a moment to review what each row represents:

- Row 1 = Field label
- Row 2 = Field type
- Row 3 = Options to choose from when filling out the cells, if applicable.
- Row 4 = Help Text

	A	B	C
1	Label	Project Number	QLICI Type
2	Type	STRING	PICKLIST
3	Options		CDE; QALICB
4	Help Text		Choose one of the pre-defined values and report whether the QLICI is an investment in another CDE or a QALICB.
5			

Use row 5 and on in the CSV file to fill out your answers for the labels (fields) in row 1.

	A	B	C
1	Label	Project Number	QLICI Type
2	Type	STRING	PICKLIST
3	Options		CDE; QALICB
4	Help Text		Choose one of the pre-defined values and report whether the QLICI is an investment in another CDE or a QALICB.
5			
6			

Use the Help Text on the CSV sheet in row 4 as needed to fill out your data.

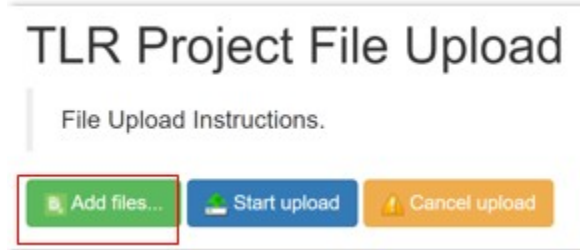
	A	B	C
1	Label	Project Number	QLICI Type
2	Type	STRING	PICKLIST
3	Options		CDE; QALICB
4	Help Text		Choose one of the pre-defined values and report whether the QLICI is an investment in another CDE or a QALICB.
5			
6			

After you save the file, return to the AMIS portal and click the "Import New TLR Project" Link.

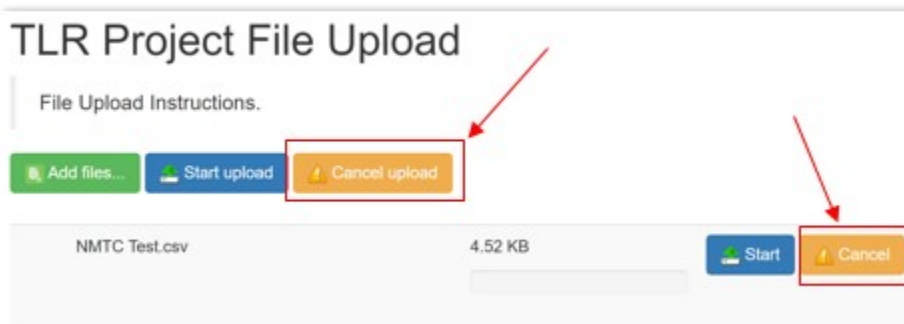
TLR Data Import Links

▼ NMTC CSV	
Import New NMTC TLR Project	Import NMTC TLR Project Update
Import New NMTC TLR Note	Import NMTC TLR Note Update
Import New NMTC TLR Address	
Import New NMTC Loan Source and Disbursement	

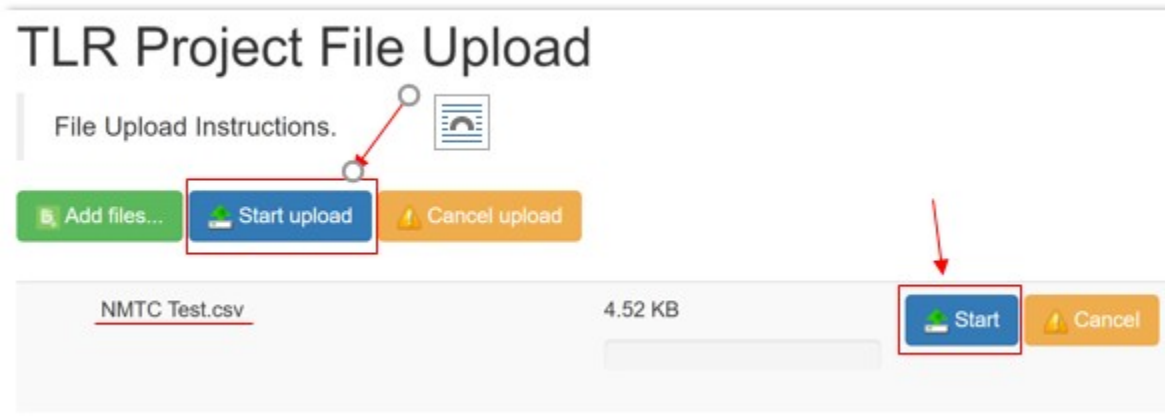
Click on “Add Files” and select the document to be uploaded.



The upload document must be formatted in Microsoft Excel Comma Separated Values File (.csv). If the wrong file is selected in error, click on “Cancel Upload.”

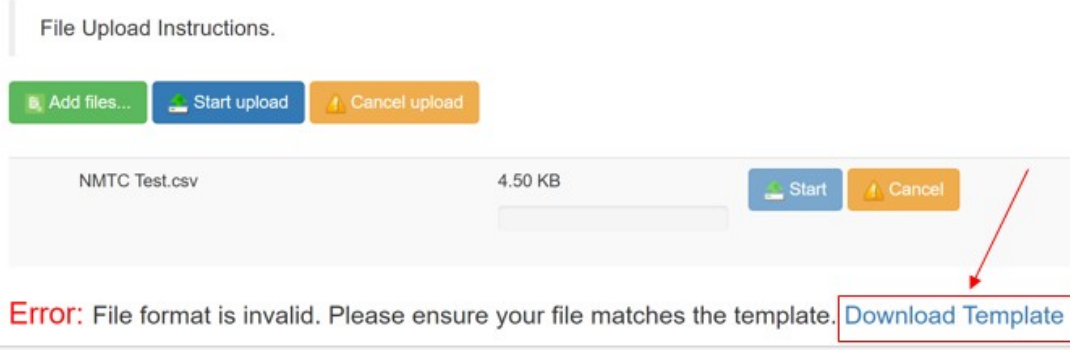


1. Once the correctly formatted document is selected, click on “Start Upload”



2. If the uploaded file is in the wrong format or uses an outdated template, AMIS will automatically generate an error message and provide the user with the correct template. Click on “Download Template,” transfer TLR data on to the new template and resume the upload process.

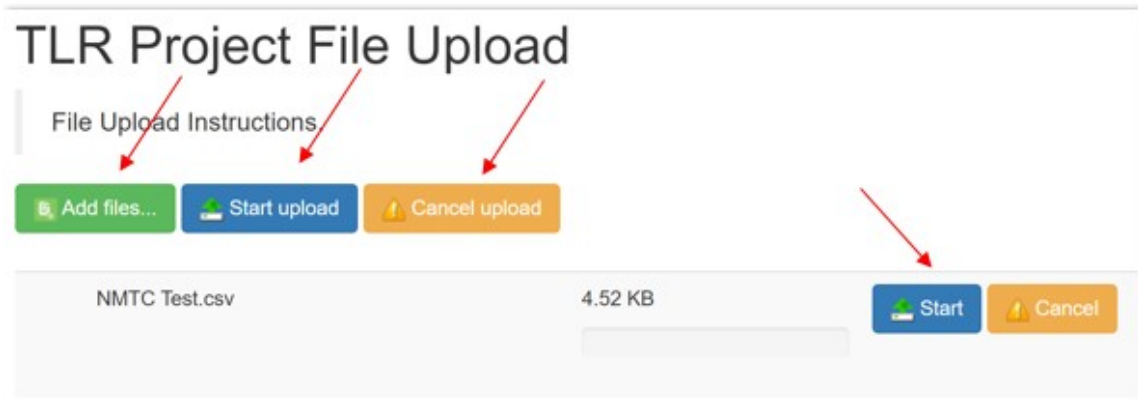
TLR Project File Upload



3. The correct template can also be found by navigating to Import/Export/Certify tab and clicking on "New_NMTC_TLR_Project_August_2020.csv."



4. To cancel an upload mid-progress, click on "Cancel Upload." This will delete any document already selected. To start a new upload, click on "Add Files," select the correct upload document and click "Start Upload."



Once the document is uploaded into the AMIS, the user will see a list of errors found in uploaded data. The number of error messages will be displayed along with the Error Message, Error Row and Field name where the error was found.

Clear Rows

Errors (6 errors / 6 total) +

Download Errors

Error Row	Unique Id	Error Message	Field	Actions
5		Project Number is a required field	<input type="text"/>	<input type="button" value="Update Field"/> <input type="button" value="Remove Row"/>
6		Project Number is a required field	<input type="text"/>	<input type="button" value="Update Field"/> <input type="button" value="Remove Row"/>
7		Project Number is a required field	<input type="text"/>	<input type="button" value="Update Field"/> <input type="button" value="Remove Row"/>

- Users can update incorrect data on the page by entering the correct data and then clicking “Update Field.” If AMIS accepts the new entry, the error will go away. If the newly entered data is still incorrect, AMIS will not save the row and the error will remain on the screen.

Clear Rows


Errors (6 errors / 6 total) +

Download Errors

Error Row	Unique Id	Error Message	Field	Actions
5		Project Number is a required field	<input type="text"/>	<input type="button" value="Update Field"/> <input type="button" value="Remove Row"/>
6		Project Number is a required field	<input type="text"/>	<input type="button" value="Update Field"/> <input type="button" value="Remove Row"/>
7		Project Number is a required field	<input type="text"/>	<input type="button" value="Update Field"/> <input type="button" value="Remove Row"/>


Note: If you receive an error on the Project Number field that indicates that the Project Number already exists, please contact the AMIS Help Desk at AMIS@cdfi.treas.gov for help.

- If the user decides not to upload a specific row, the row may be removed by clicking the red “Remove Row” button. If the user decides not to upload any of the rows, all rows may be removed by clicking “Clear Rows.”

Clear Rows 

Errors (6 errors / 6 total) + Download Errors

Error Row	Unique Id	Error Message	Field	Actions
5		Project Number is a required field	<input type="text"/>	Update Field Remove Row
6		Project Number is a required field	<input type="text"/>	Update Field Remove Row
7		Project Number is a required field	<input type="text"/>	Update Field Remove Row



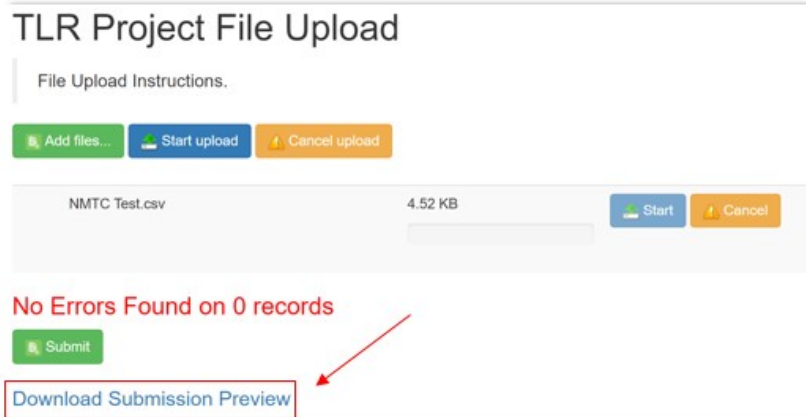
- Alternatively, users can fix errors in their upload data by clicking “Download Errors” and downloading a file containing uploaded data and corresponding error message. The error file can be used to make changes in the original upload file.

Clear Rows

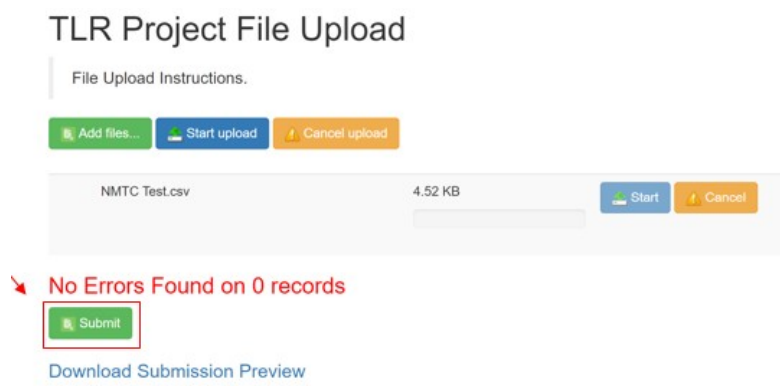
Errors (6 errors / 6 total) + Download Errors

Error Row	Unique Id	Error Message	Field	Actions
5		Project Number is a required field	<input type="text"/>	Update Field Remove Row
6		Project Number is a required field	<input type="text"/>	Update Field Remove Row
7		Project Number is a required field	<input type="text"/>	Update Field Remove Row

- Once all the incorrect entries have been fixed and the data is uploaded again, users will see a message indicating that no errors were found. To view a file containing all the data that will be successfully uploaded into AMIS, users can click on “Download Submission Preview.”

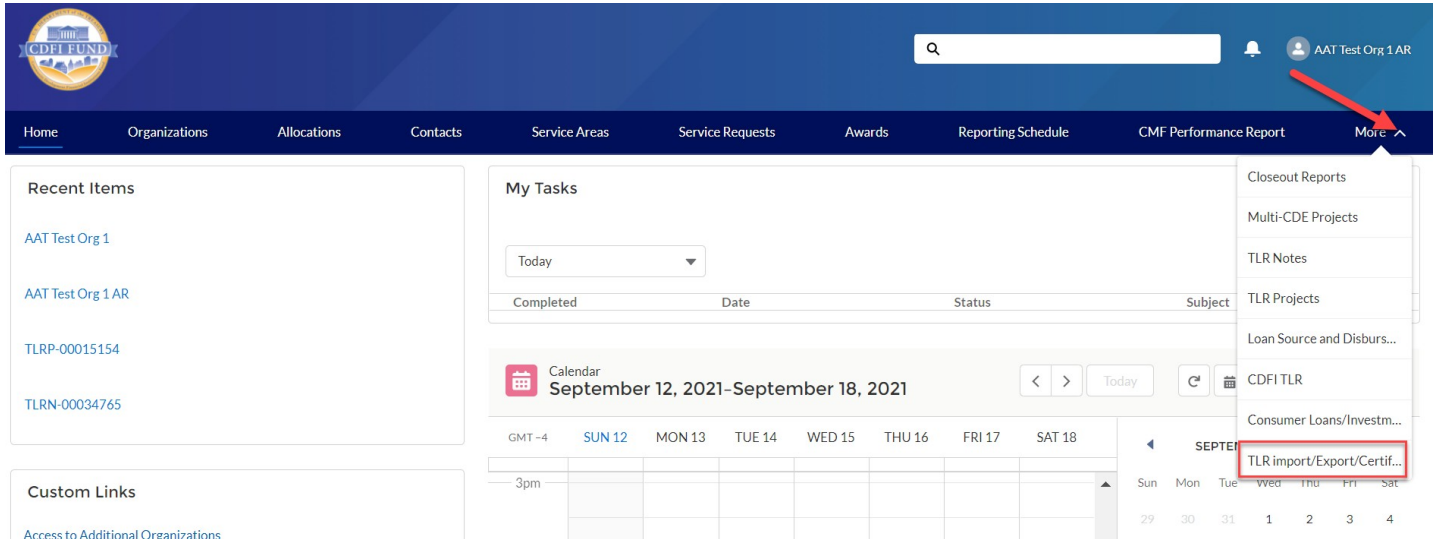


9. To submit the finalized data, click “Submit.”

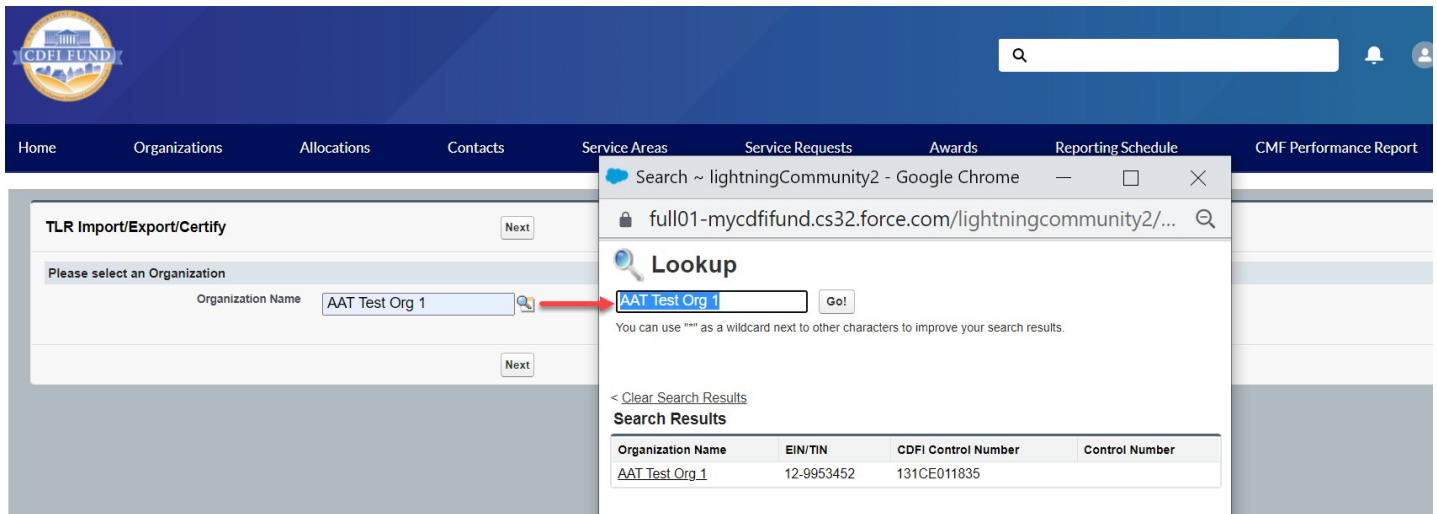


XML File Upload


To create multiple TLR records at one time, AMIS allows users to upload files using an XML schema. To get started click on the "TLR Import/Export/Certify" tab located in the "More" dropdown.




Use the "Organization Name" field to enter the name of the organization for which you are submitting TLR records. You may also select the Organization Name from a list by clicking on the search icon next to the "Organization Name" field and choosing from a list of organizations you are permitted to access.



Click the "NMTC_TLR_Xml_Schema.xsd" link to download the XML Schema to use when generating an XML file. XML attribute names contain no spaces, but are otherwise identical to the corresponding data guidance field name.



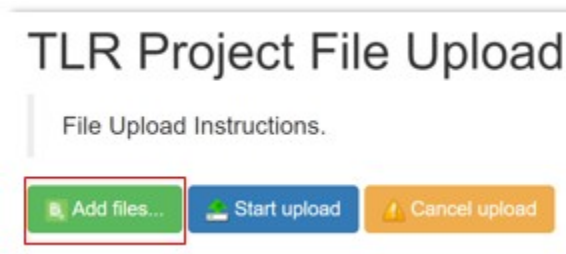
To submit updates to existing projects, click the “Update_NMTC_TLR_Data.xml” link to download an XML file of current project data already in AMIS. The update template will contain a list of existing TLR Projects that are within the 7-year update window along with their annually updatable fields. Please note that only fields marked as “Annual Update Required” in the Allocatee TLR Data Point Guidance document, are required or allowed to be updated.



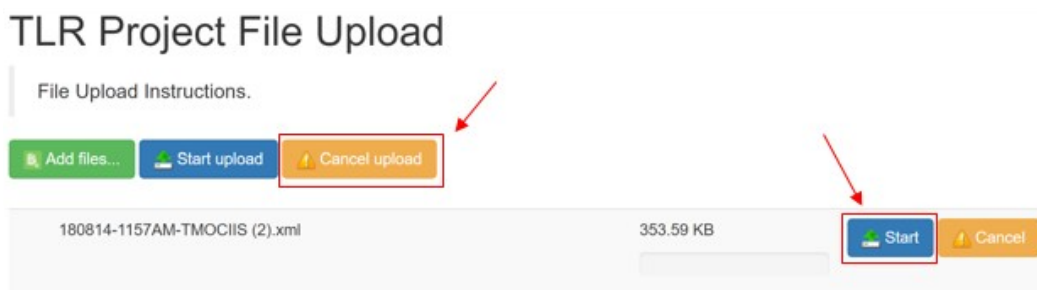
After you fill out and save the file, back on the AMIS portal, click the "Import_XML_NMTC_TLR" link.



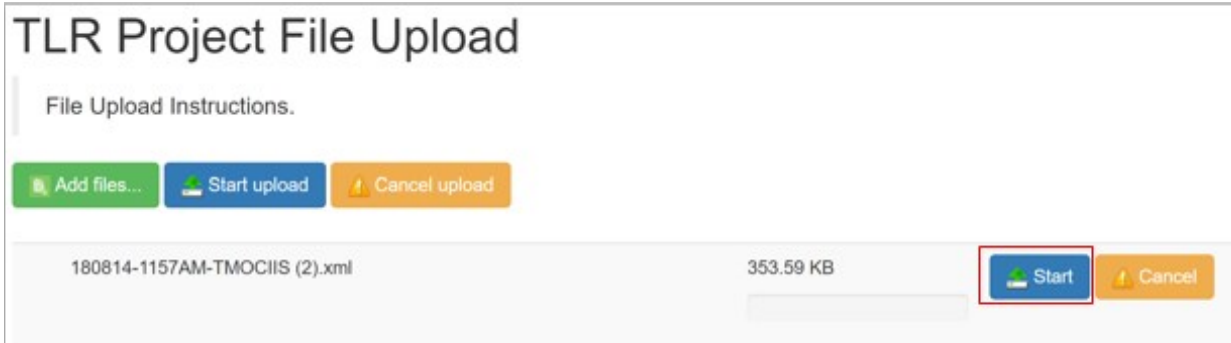
Click on “Add Files” and select the document to be uploaded.



The upload document must be formatted in Extensible Markup Language (.xml). If the wrong file is selected in error, click on “Cancel Upload.”




1. Once the correctly formatted document is selected, click on “Start Upload”



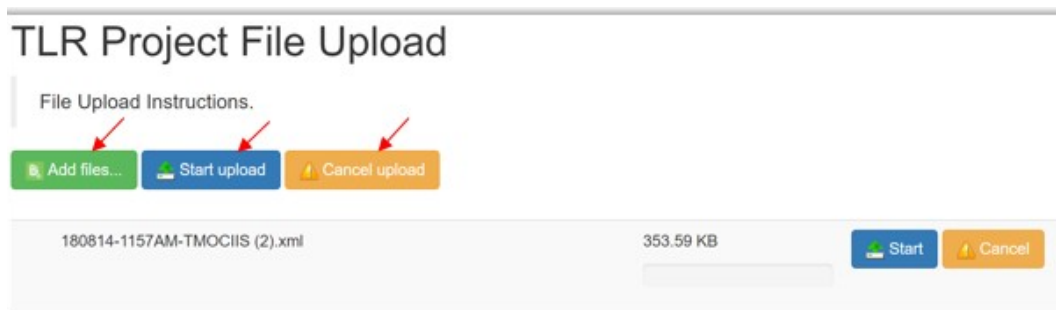
2. If the uploaded file is in the wrong format or uses an outdated template, AMIS will automatically generate an error message and provide the user with the correct template. Click on “Download Template,” transfer TLR data on to the new template and resume the upload process.



3. The correct template can also be found by navigating to Import/Export/Certify tab and clicking on “New_NMTC_TLR_XML_Schema.xsd.”



4. Follow the steps 4 through 10 outlined above in the CSV File Upload section.



Certifying TLRs

To certify your TLRs, navigate to the “TLR Import/Export/Certify” tab and enter the name of your organization. The earliest Fiscal Year available for certification will be displayed next to the Certification buttons.

Starting August 2020, users have the option to certify data when the data is available -- prior to the reporting due date -- by using the “Interim Certification” button. Once all TLR records for a fiscal year are Interim Certified, users are required to close out the certification window for that fiscal by using the “Final Certification” button.

Interim Certification

To certify records as you go throughout the fiscal year, use the “Interim Certification” button. Users can continue to add records after Interim Certification.

The screenshot shows a navigation bar with links for Home, Organizations, Allocations, Contacts, Service Areas, and Service Requests. Below this is a form titled "Organization". The form contains the following elements:

- Organization Name: AAT Test Org 1 (with a "Change Organization" button)
- Interim Certification button (highlighted with a red box)
- Final Certification button
- Fiscal Year to Certify-NMTC: [input field]
- Certify CDFI TLR button
- Fiscal Year to Certify-CDFI: [input field]

Please Note:

- Each TLR Project must have an active Note to be considered for Interim Certification.
- Each TLR Project must have at least one Address to be considered for Interim Certification
- Each TLR Note must have at least one Loan Source and Disbursement.

If a Project or Note record is missing any of these requirements, AMIS will not certify the records.

Upon clicking the “Interim Certification” button, AMIS pulls all the records that meet the prescribed criteria and runs a final check on the data to ensure that all records meet the data validation rules.

The system counts the following:

- The number of records that have been Interim Certified for that reporting period;
- The number of records that have been submitted but not Interim Certified;
- The number of records that have been submitted but did not pass the validation check (records with errors); and
- The number of records that will be Interim Certified if the user decides to proceed with certification (records without errors).

You have already certified **45 records** for reporting period 2019

You have **0 TLR Projects, 0 TLR Addresses, 0 TLR Notes and 0 TLR Loan Source and Disbursements** that are yet to be certified. **0** of your records have errors.

Are you ready to certify the **0 records** without errors?

Users have the option of previewing the data compiled by AMIS before certification by clicking “Download Certification Preview.” The first column of the preview file shows the status of a given record. If a record failed a validation, the file shows the data field that caused the record to fail and the validation rule that was not met. To proceed with Interim Certification, click “Yes” when asked if you are ready to submit the records without errors. Users will then be directed to the certification statement page and once they click “Certify NMTC TLR” all submitted TLRs that passed the validation check (all submitted records without errors) will be Interim Certified.

Prior to the CDFI Fund accepting the data submitted by a Recipient/Alloctee, the user must certify, on behalf of the organization, to the following:

- 1) The person(s) entering the data and making these certifications has been authorized, by the organization for which the data is input, to enter the data and make the certifications on its behalf.
- 2) Any information or data being provided to the CDFI Fund that is input in the Awards Management Information System (or other submission method) pursuant to the reporting requirements of the Assistance Agreement(s) or Allocation Agreement(s) (“Agreement(s)”) is true, accurate, and complete, and accurately represents the activities and/or performance of the organization for which the data is input.
- 3) The organization remains compliant with all applicable assurances and certifications, representations and warranties, and covenants and agreements as agreed upon in the Agreement(s) for which this data is being input or, alternatively, has notified the CDFI Fund of the organization’s inability to remain compliant with such provisions of the Agreement(s) through the submission of a Material Event notification (as described in the Agreement(s)) or other communication to the CDFI Fund.

Final Certification

Final Certification for the NMTC TLR is due 180 days after the end of an Organization’s Fiscal Year. Final Certified TLR records will be locked from any editing. The status of the TLR Report as reflected in the AMIS Reporting Schedule (i.e., “Submitted,” “Pending Receipt”, “Submitted-Overdue” etc.) is determined on the date the user runs the “Final Certification” process. The “Final Certification” process closes out the Fiscal Year for any further certification.

Final Certification involves both the reporting of new transactions and changes to the “Annual Update Fields” for “active” transactions that were reported in the prior year.

Note: Once Final Certification has been processed, users can no longer submit/certify records for a given Fiscal Year.

Annual Update Fields

At the beginning of an Organization’s fiscal year, the TLR records that were entered and certified in previous fiscal years will be unlocked so that the user can update “Annual Update” fields (these are the only fields the user will be able to successfully edit). Once users have made the appropriate annual updates to their TLR records, they will be able to proceed with Interim Certification and Final Certification of the TLR. Again, after Final Certification, all the records will be locked from editing until the next fiscal year.

Object	Annual Update Fields
TLR Project	-Actual Jobs Created (Construction) -Actual Jobs Created (Financed) -Actual Jobs Created (Tenant) -Annual Gross Revenue (Reporting Period)
TLR Note	-Amount Charged Off -Amount Recovered -Days Delinquent -Loan Status -Number of 60 Days or More Delinquent -Number of Times the Loan Restructured -Original Loan/Investment Amount -Principle Balance Outstanding -Term -QLICI Level

There are three ways to update existing records.

1. Manually update each record from the User Interface (UI).
2. Use the CSV file upload functionality. See below for directions.
3. Use the XML file upload functionality. See below for directions.

CSV Upload Functionality

1. Go to the TLR Import/Export/Certify Page.
2. Search for the organization you are associated with and download the two update templates called Update_NMTC_TLR_Project.csv and Update_NMTC_TLR_Note.csv.



3. Make any necessary modifications to the records on each template.
4. Upload your updates using the import NMTC TLR Project Update and Import NMTC TLR Note Update import data links. The rest of the process follows the regular CSV File Upload process.

TLR Data Import Links

- ▶ NMTC CSV
 - [Import New NMTC TLR Project](#)
 - [Import New NMTC TLR Note](#)
 - [Import New NMTC TLR Address](#)
 - [Import New NMTC Loan Source and Disbursement](#)
 - [Import NMTC TLR Project Update](#)
 - [Import NMTC TLR Note Update](#)

XML Upload Functionality

Updates are also possible through the XML File Upload process on the TLR Import/Export/Certify Page, using the Update NMTC TLR Data.XML template and the Import XML NMTC TLR link

To check whether a TLR Project has successfully been certified (i.e. has undergone Final Certification), navigate to the “TLR Projects” tab located in the “More” dropdown.

The screenshot shows the application's main navigation bar with a search field and user profile 'AAT Test Org 1 AR'. The 'More' dropdown menu is open, showing options like 'Closeout Reports', 'Multi-CDE Projects', 'TLR Notes', 'TLR Projects' (highlighted with a red box), 'Loan Source and Disbur...', 'CDFI TLR', 'Consumer Loans/Investm...', and 'TLR import/Export/Certif...'. Below the navigation bar, there are sections for 'Recent Items' (listing TLRP-00015154, TLRN-00034765, and AAT Test Org 1 AR), 'My Tasks' (with a 'Today' filter and a table with columns 'Completed', 'Date', 'Status', 'Subject'), and a 'Calendar' for 'September 12, 2021-September 18, 2021'.

Select “All” from the “View” list.

The screenshot shows the 'TLR Projects' page with a 'Recently Viewed' dropdown menu open. The 'View' list is displayed, showing 'All' (highlighted with a red box) and 'Recently Viewed (Pinned list)'. The page includes a search bar, a 'New' button, and various list management icons.

All TLR Project that have successfully passed through Final Certification will have a date displayed under “Last Certified Date.”

The screenshot shows the AMIS web application interface. At the top, there is a navigation bar with the CDFI FUND logo and a search bar. Below the navigation bar, there are several menu items: Home, Organizations, Allocations, Contacts, Service Areas, Service Requests, Awards, Reporting Schedule, CMF Performance Report, and More. The main content area displays a table of TLR Projects. The table has the following columns: AMIS Project ID, Project Number, Last Certified Date, Total Project Cost, Client ID, Organization, and Created Date. There are two rows of data. A red arrow points to the 'Last Certified Date' column header.

	AMIS Project ID ↑	Project Number	Last Certified Date	Total Project Cost	Client ID	Organization	Created Date
1	TLRP-00015154	1203450	8/24/2018	\$1,000,000.00	111111111	AAT Test Org 1	8/24/2018 10:38 AM
2	TLRP-00017287	456		\$100.00	1111111	AAT Test Org 1	5/29/2019 9:53 AM

Note: If you happen to have performed Final Certification in error (i.e. you have additional records you need to submit), please contact the AMIS Help Desk at AMIS@cdfi.treas.gov for further assistance.

What's New in the NMTC Allocatee TLR Guidance?

New Data Points

There are several new data points which have been added to the Project Level report. They are described below based on topic.

Depth of Public Subsidy Data Points

To better measure the depth of public subsidy for NMTC transactions, a new data point is added to the NMTC Allocatee TLR:

- Estimated Annual Net Operating Income

Community Outcomes Data Points

The new additions to the community outcome reporting in the NMTC Allocatee TLR include:

- Projected Full-Time Equivalent (FTE) Permanent Jobs to Be Created and/or Retained at Businesses Financed
- Actual Full-Time Equivalent (FTE) Permanent Jobs Created and/or Retained at Businesses Financed
- Job Quality Measures (Measure of Job Quality)
- Number of Quality Jobs
- Identify Accessible Jobs Measure (Measure of Job Accessibility)
- Number of Accessible Jobs
- Type of Business Loan
- Native American-Owned or Controlled Businesses
- Number of People Served by Commercial Goods or Services
- Number of People Served by Community Goods or Services
- Number of Households Served by Infrastructure Services
- Identify Environmental Restoration and/or Sustainability Outcome Measure
- Quantify Environmental Restoration and/or Sustainability Outcome

Allocation Agreement Compliance Data Points

To enhance the Fund's ability to assess certain provisions of the Allocation Agreement when QLICs are originated, the CDFI Fund will collect the following new data points:

- Below Market Interest Rate at Origination
- Blended Interest Rate at Origination
- Comparable Blended Interest Rate at Origination
- What is Interest Rate Comparable at Origination?
- Interest Rate Comparable at Origination – Other

Changes to Existing Data Points

There are several existing data points at the Project Level report which have either been revised or deleted. They are described below based on topic.

General

The revisions to existing data fields:

- Estimated Annual Net Operating Income

Fees and Transaction Costs

Data fields on fees and transaction costs have been revised to ensure that they are mutually exclusive. In addition, all data points will be reported as actual dollar amounts. Three data points related to fees and transaction costs have been deleted due to lack of usage.

Revised fields:

- Total QEI Proceeds Retained by the CDE or CDE Affiliate
- Upfront Fees to the CDE or CDE Affiliate
- Upfront Fees to Investors or Investor Affiliates
- Upfront Fees to Unaffiliated Third Parties
- Upfront Transaction Costs
- Ongoing Fees to the CDE or CDE Affiliate
- Ongoing Fees Paid to Investors or Investor Affiliates
- Ongoing Fees to Unaffiliated Third Parties
- Ongoing Transaction Costs
- Back-end Fees to CDE or CDE Affiliates
- Back-end Fees to Investors or Investor Affiliates
- Back-end Fees to Unaffiliated Third Parties
- Back-end Transaction Costs

Deleted fields:

- Other Sources of Compensation and Profits Charged to Investors
- Other Sources of Compensation and Profits Charged to Borrowers/Investees
- Other Sources of Compensation and Profits Charged to Other Entities

Depth of Public Subsidy Data Points

For “Total Project Cost Public Sources,” the revised guidance shown in italics states that Allocatees must “include federal, state, and local government funds, *including funding derived from other tax credits (state and federal) used to directly finance the NMTC project and that were not part of the leverage structure.*”

Community Outcomes Data Points

The revisions to existing data fields community outcome reporting in the NMTC Allocatee TLR include:

- Minority-Owned or Controlled Businesses
- Women Owned or Controlled
- Low-Income Owned or Controlled
- Race
- Hispanic Origin
- Projected Full-time Equivalent (FTE) Jobs to Be Created – Construction
- Projected Full-time Equivalent (FTE) Permanent Jobs to Be Created and/or Retained at Tenant Businesses
- Actual Full-time Equivalent (FTE) Jobs Created (Construction)
- Actual Full-time Equivalent (FTE) Permanent Jobs Created and/or Retained at Tenant Businesses
- Square Feet of Real Estate – Industrial/Manufacturing
- Square Feet of Real Estate – Office

- Square Feet of Real Estate – Retail
- Housing Units – Sale
- Housing Units – Rental
- Affordable Housing Units – Sale
- Affordable Housing Units – Rental

Deleted fields:

- Type of Jobs Reported

Allocation Agreement Compliance Data Points

In addition, the CDFI Fund has eliminated the following data points that are no longer relevant in assessing compliance, given that they relate to data points after origination:

- Below Market Interest Rate the end of the reporting period
- Blended Interest Rate the end of the reporting period
- Comparable Blended Interest Rate the end of the reporting period
- Below Market Interest Rates or Flexible Terms Required under Allocation Agreement
- Below Market Interest Rate at the end of the reporting period
- What is Interest Rate Comparable at the end of the reporting period?
- Interest Rate Comparable -- Other
- Interest Rate Financial Note Terms at the end of the reporting period

Notes-Investments

The revisions to existing data fields:

- Projected Residual Value of QLICI that May be Obtained by the QALICB and/or QALICB Affiliate
- Type of Business Loan

New User Features

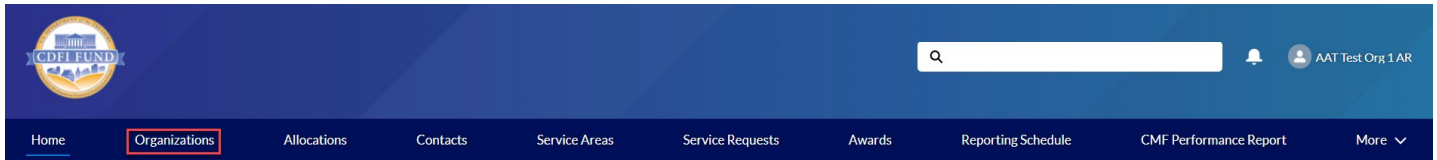
- There are no new user features at this time.

New Disclosure

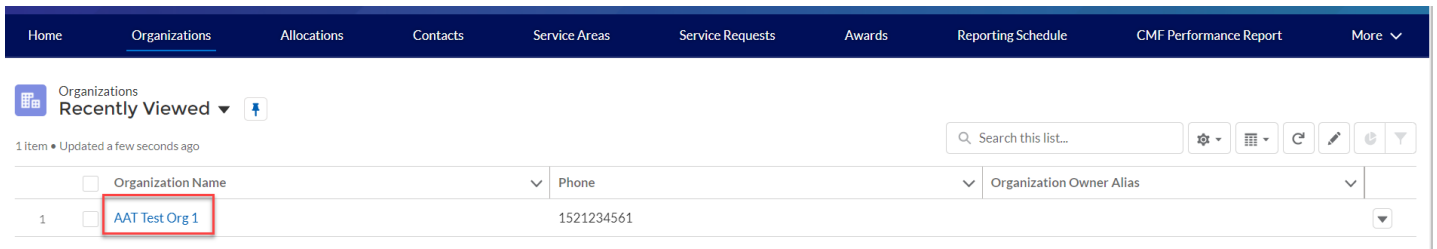
The CDFI Fund may upon request provide information collected and any associated reporting submitted by the Allocatee to an appropriate federal, state, tribal, local, international, or foreign law enforcement agency or other appropriate authority charged with investigating or prosecuting a violation or enforcing or implementing a law, rule, regulation, or order.

Generating NMTC Reports

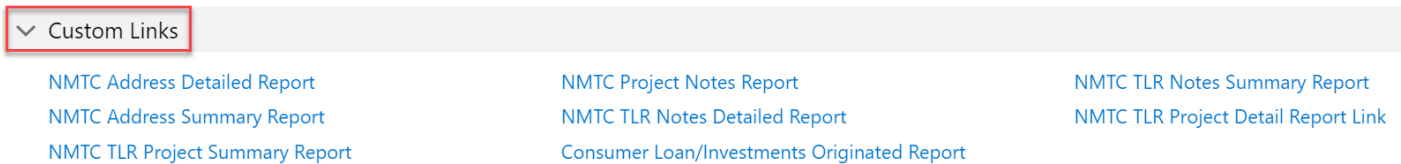
1. To generate TLR Reports, log into the CDFI Fund’s Awards Management Information System (AMIS) and click on the “Organizations” tab.



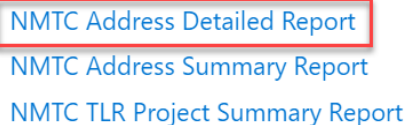
2. Find the Organization whose reports you want to view and click on the link.



3. Once on the Organization page, scroll to the bottom of the details and locate the ‘Custom Links’ section. Links to available reports will be listed in the section.



4. Left click on the report you would like to generate.



The report generates in a new window with all records that meet the report’s built-in criteria. Customization is not possible at this point.

The report provides a Printable View button and an Export Details button

Last Certified Date	AMIS Address ID	Organization: Organization Name	TLR Project: AMIS Project ID	Project Number	Multi-CDE Project Number: Multi-CDE Project ID	Project Street Address Line 1	Project Street Address Line 2	Project City	Project State	Project Zip Code	Project Zip Code +4	Project FIPS Code	Project Longitude (X-Coordinate)	Project Latitude (Y-Coordinate)	Investee Street Address Line 1	Investee Street Address Line 2
-	TLRA-0024415	-	TLRP-00020693	2020	-	651 W James Lee Blvd	-	Crestview	FL	32536	-	-	-	-	651 W James Lee Blvd	-
-	TLRA-0024636	-	TLRP-00021075	test4	-	7600 glacier hwy	-	Juneau	AK	99801	-	-	-134.548517	58.359137	-	-

5. The Printable View button creates a formatted Excel spreadsheet of the report, suitable for presentation.

A	B	C	D	E	F	
Public NMTC Address Detailed Report						
Generated By:						
TestUser Org01AR01						
Community Development Financial Institution Fund						
7/30/2021 12:53 PM						
Filtered By:						
Show: All tlr addresses						
Last Certified Date	AMIS Address ID	Organization: Organization Name	TLR Project: AMIS Project ID	Project Number	Multi-CDE Project Number: Multi-CDE Project ID	Project
-	TLRA-0024415	-	TLRP-00020693	2020	-	651 W J
-	TLRA-0024636	-	TLRP-00021075	test4	-	7600 gl
-	TLRA-0024590	-	TLRP-00016078	Test1	-	4110 fo

6. The Export Details button creates either an unformatted Excel or CSV spreadsheet of the report suitable for analysis, data manipulation (such as filtering) and import into other systems

Understanding the Data Point Boxes

Below is a diagram of how to read and understand the data point boxes listed in the section [CDE Transaction Level Report – Data Point Guidance](#).

Each data point is color-coded according to its related requirements.

	Purpose of Color Coding
Blue	Mandatory – A response must be provided or the TLR will not be accepted.
Yellow	Conditionally Required – This field will become enabled and require an answer based on a response in a previous field.
White	Optional – Not required to provide a response although it is recommended.
Red	AMIS System Generated – User response is not allowed.

Example 1:

This section will let you know when a field is mandatory or conditionally required as well as provide a clear explanation on other validations associated with the data point

Location of data point in the excel template

Title of the Data Point

Compliance Check ← *Indicates when a data point may be used for compliance purposes* (Notes-Investments tab: Column A)

- Description of what information should be entered as a response

Validations:

- **Mandatory field**
- Additional validations can be listed

Required format for how the response should be reflected. For example, numeric v. text

The diagram shows a template for a data point. It includes a title, a compliance check indicator, a description, validation options, and a required format. Callouts explain the purpose of the compliance check and the location of the data point in the Excel template. A question mark icon is also present next to the validation options.

Example 2:

This section will let you know when a field is mandatory or conditionally required as well as provide a clear explanation on other validations associated with the data point

Location of data point in the excel template

Title of the Data Point

(Project tab: Column A)

- Description of what information should be entered as a response

Validations:

- **Conditionally Required if [Example Data Point 1](#) = VALUE**

Please insert a value below:

VALUE1	Description of Value 1
VALUE2	Description of Value 2
VALUE3	Description of Value 3

Some data points have pre-defined values that should be entered when working in excel. Each value that can be entered will be listed in the gray column. Users should report the value that best describes what their Organization is trying to report.

Who to contact for help

If you are experiencing any difficulties with the data entry portion of your report, including document errors, system errors, and basic questions, please contact the AMIS Helpdesk. **The most effective means of requesting support is submitting a Service Request. From the AMIS Service Request tab, select the “Create New Service Request” button. Select “Continue” to accept the default record type of “General Inquiry.” Ensure that “NMTC-AMIS technical problem” is selected for the Type drop-down field.**

Alternatively, the Allocatee may send an email to AMIS@cdfi.treas.gov. Please type, “NMTC: TLR Assistance Needed” in the subject line of the email. A technical support staff person will generally reply within 24 hours on weekdays. Allocatees may also phone the CDFI Fund IT Help Desk at (202) 653-0422. If a technical support staff person is unavailable to immediately assist, please leave a message and a staff person will return the call within 36 hours on weekdays.

CDE Transaction Level Report – Data Point Guidance

Notes-Investments

Note: For the crosswalk guide on the NMTC TLR field level changes from the previous round refer to the “CIIS to AMIS Crosswalk NMTC TLR”.

Project Number *Transaction Mandatory Info (Column B)*

TLR Project is used to link a Financial Note(s) to a distinct Project and to track Projects across reporting periods. This field is also used for navigational purposes. This field is automatically generated for the user by the system and is used to link a Financial Note(s) to a distinct Project and to track Projects across reporting periods.

Validations:

- **Mandatory Field (Automatically Generated for the user by the system)**

Response must be numeric - up to 8 digits

Originator Transaction ID *Transaction Mandatory Info (Column C)*

Assign a unique Originator Transaction ID to track Financial Note.

Validations:

- **Mandatory Field**
- Each Originator Transaction ID must be **unique** to each financial note. Duplicate Originator Transaction ID's will cause errors in the file.
- Allocatees **MUST** use the same Originator Transaction ID for each reporting period.
- Originator Transaction ID's can not contain any special characters such as, but not limited to, commas and exclamation points.

Response must be text - up to 20 characters

Last Certified Date *Transaction Mandatory Info*

AMIS will populate this field with the date the TLR object was certified.

Validations:

- This field will only populate when the user has certified the TLR object

Format of mm/dd/yyyy

Purpose *Transaction Mandatory Info (Column D)*

Choose one of the pre-defined values below and identify the primary purpose of the financial note if there are multiple purposes (for example, a loan funding both the purchase of a fixed asset and a facility improvement), select the purpose with the largest percentage of the transaction.

Validations:

- **Mandatory Field**

Please select one of the following:

BUSINESS	Non-Real Estate Business: Financing to for-profit and nonprofit businesses with more than five employees or in an amount greater than \$50,000 for a purpose that is not connected to the development (including construction of new facilities and rehabilitation/enhancement of existing facilities), management, or leasing of real estate.
MICRO	Non- Real Estate Microenterprise: Financing to a for-profit or non-profit enterprise that has five or fewer employees (including the proprietor) with an amount no more than \$50,000 for a purpose that is not connected to the development (including construction of new facilities and rehabilitation/enhancement of existing facilities), management, or leasing of real estate.
RECOCOM	Real Estate – Construction/Permanent/Acquisition w/o Rehab – Commercial: Financial Note is for predevelopment financing, construction or permanent financing, or acquisition without rehabilitation of office, retail, manufacturing, or community facility space. Include mixed-use real estate that combines both commercial and residential use.
RECOMULTI	Real Estate – Construction–Housing–Multi Family: Financial Note is for predevelopment financing, or construction of multifamily housing.
RECOSINGLE	Real Estate – Construction–Housing–Single Family: Financial Note is for predevelopment financing, or construction of single-family housing.
RERHCOM	Real Estate–Rehabilitation–Commercial: Financing is to rehabilitate office, retail, manufacturing, or community facility space. Financial Note may include acquisition costs. Include mixed-use real estate that combines both commercial and residential uses. Exclude acquisitions without rehabilitation.
RERHMULTI	Real Estate – Rehabilitation – Housing – Multi Family: Financing is to rehabilitate or acquire single family housing.
RERHSINGLE	Real Estate – Rehabilitation – Housing – Single-Family: Financing is to rehabilitate or acquire single family housing.
OTHER	Other: Financial note purpose does not match any of the purposes defined above.

Transaction Type *Transaction Mandatory Info (Column E)*

Report the type of transaction for the financial note by choosing one of the options below.

Validations:

- **Mandatory field**

Please select one of the following:

TERM	Term Loan
EQTYINV	Equity Investment
LOC	Line of Credit
DEBTEQTY	Debt with Equity
OTHER	Other

Loan Status *Transaction Mandatory Info (Column F)*

Annual Update Field

Report the status of the loan/investment amount at the reporting period end.

Loans that were “modified” (i.e. increase in principal) must be reported as **RESTRUCT** and the modified loan also reported as a new transaction.

Validations:

- **Mandatory Field**

Please select one of the following:

ACTIVE	Active – the financial note was open, on-the-books, and/or had some sort of activity during the reporting year.
ACTIVE END	Active but the financial note has reached the end of its seven-year compliance reporting period.
CLOSED	Closed in good standing – a loan or line of credit that is paid in full (not refinanced) or an equity investment that has been exited.
SOLD	Sold – the financial note is off-the-books but not paid in full.
CHARGEDOFF	Charged off - the financial note is off-the-books but not paid in full.
REFIN	Refinanced - the financial note has been paid in full and the remaining principal amount has been refinanced by another lender.
RESTRUCT	Restructured with a charge off or modified.

Date Originated *Financial Note Term (Column G)*

Report the date that a legally binding note has been signed by the borrower/investee in favor of the lender/investor.

Validations:

- **Mandatory Field**
- Date Originated must be prior to the current date.
- See the [Date Formatting](#) section for more information.

The response must be in the format of mm/dd/yyyy

Date Formatting

Common Question: I have uploaded my file, but it says that I have not provided a response for this date column/date column is in the incorrect format. I see my date entered, how do I fix it?

The most common fix is to make sure the date column is formatted correctly. When entering an answer into a cell that requires a date, make sure to format the cell as below. This can be done by right clicking on the cell(s). Although it may not fully appear as if it is in the correct format (March 3, 2014 will appear as 3/3/2014 as opposed to 03/3/2014), rest assured, this is correct.

Number	Alignment	Font	Border	Fill	Protection
--------	-----------	------	--------	------	------------

Category:

- General
- Number
- Currency
- Accounting
- Date**
- Time
- Percentage
- Fraction
- Scientific
- Text
- Special
- Custom

Sample

Type:

- *3/14/2012**
- *Wednesday, March 14, 2012
- 3/14
- 3/14/12
- 03/14/12
- 14-Mar
- 14-Mar-12

Locale (location):

English (United States)

Original Loan/Investment Amount *Financial Note Term (Column H)*

Annual Update Required

Report the amount of the loan/investment.

Validations:

- **Mandatory Field**
- Original Loan/Investment Amount cannot be greater than \$50,000 if [Purpose](#) = MICRO.
- Must be greater than or equal to zero

Response must be in numeric format

Refinancing *Financial Note Terms (Column I)*

Report whether the loan/investment is a new origination or a refinance of an existing loan/investment with QEI funds.

Validations:

- **Mandatory Field**

Please select one of the following:

NEWORIGINATION	New Origination
REFINANCEALLOC	Refinance of Allocatee (or Affiliate) Loan/Investment
REFINANCEUNAFF	Refinance of Un-Affiliated Third-Party Loan/Investment

Construction or Permanent Financing *Financial Note Terms (Column J)*

Report whether the loan/investment is for construction or permanent financing.

Validations:

- Conditionally Required if **Purpose** = RECOCOM

Please select one of the following:

CONSTRUCTION	Construction
PERMANENT	Permanent
BOTH	Both construction and permanent

Take-out or Acquisition Financing *Financial Note Terms (Column K)*

Report whether the loan/investment is for take-out or acquisition financing.

Validations:

- Conditionally Required if **Construction or Permanent Financing** = PERMANENT or BOTH

Please select one of the following:

TAKEOUT	Take-out financing
ACQUISITION	Acquisition without rehabilitation

Acquisition or Rehabilitation *Financial Note Terms (Column L)*

Report whether the loan/investment includes financing for the acquisition of the property.

Validations:

- Conditionally Required if **Purpose** = RERHCO

Please select one of the following:

ACQUISITIONREHAB	Acquisition and rehabilitation
REHABILITATION	Rehabilitation only

Rehabilitation Amount *Financial Note Terms (Column M)*

Report the portion of the Original Loan/Investment Amount that was used for the rehabilitation.

Validations:

- **Conditionally Required if [Acquisition or Rehabilitation](#) = AQUSITIONREHAB**
- Response must be in dollars greater than zero
- **Exclude** leveraged dollars.

Response must be in numeric format

Loan Origination Fees *Financial Note Terms (Column N)*

Report the total loan origination fees, including processing, credit report, and other fees.

Validations:

- **Conditionally Required if [Transaction Type](#) = Term Loan, Line of Credit, or Debt with Equity**
- Value must be > 0 AND less than or equal to Original Loan Investment Amount
- **Exclude** points

Response must be in dollars up to 2 decimal places

Interest Rate at Origination *Financial Note Terms (Column O)*

Report the interest rate in effect at the origination of the loan.

Validations:

- **Conditionally Required if [Transaction Type](#) = Term Loan, Line of Credit, or Debt with Equity.**
- Enter the percentage as a whole number (i.e. if the Interest Rate at Origination is 2.0%, enter 2.0)
- Value must be => 0 AND <= 100

The response must be in numeric format up to 3 decimal places

Interest Type *Financial Note Terms (Column Q)*

Choose one of the pre-defined values below and report the type of interest.

Validations:

- **Conditionally Required if [Transaction Type](#) = Term Loan, Line of Credit, or Debt with Equity.**

Please select one of the following:

FIXED	Fixed
ADJ	Adjustable

Points *Financial Note Terms (Column R)*

Report the points charged to the borrower at origination.

Validations:

- **Conditionally Required if [Transaction Type](#) = Term Loan or Debt with Equity**
- Report the points as a percentage of the original loan amount
- Include points for the particular financial note reported

Response must be in numeric format up to 3 decimal places

Amortization Type *Financial Note Terms (Column S)*

Choose one of the pre-defined values below and report how the financial note is amortized.

Validations:

- **Conditionally Required if [Transaction Type](#) = Term Loan, Line of Credit, or Debt with Equity**

Please select one of the following:

FULLAMORT	Fully Amortized – Amortization schedule includes both interest and principal payments throughout the life of the loan.
PARTAMORT	Partially Amortized – The amortization schedule includes some principal payments throughout the life of the loan, with a larger principal payment at maturity.
NONAMORT	Non-Amortizing – Amortization schedule includes interest only payments with a single principal payment at maturity.
OTHER	Other

Length of Amortization Period (in months) *Financial Note Terms (Column T)*

Report the length of the amortization period.

Validations:

- **Conditionally Required if [Amortization Type](#) = FULLAMORT or PARTAMORT**
- Report the Length of Amortization Period in months

Response must be in numeric format

Period of Interest Only Payments (in months) *Financial Note Terms (Column U)*

Report the number of interest only payments at the time of origination.

Validations:

- **Conditionally Required if [Transaction Type](#) = Term Loan**
- Report the Period of Interest Only Payments in months
- Period of Interest Only Payments must be less than the amount reported as the [Term](#)

Response must be in numeric format

Term (in months) *Financial Note Terms (Column V)*

Annual Update Required

For each loan and line of credit, report the full term in months. Report the full term, not the remaining term.

Validations:

- **Conditionally Required if [Transaction Type](#) = Term Loan, Line of Credit, or Debt with Equity**

Response must be in numeric format

Guarantee *Financial Note Terms (Column W)*

If any portion of the loan is guaranteed, choose one of the pre-defined values below and report the source.

Validations:

- **Conditionally Required if [Transaction Type](#) = Term Loan, Line of Credit, or Debt with Equity**
- **Exclude** performance guarantees

Please select one of the following:

SBA	Small Business Administration (SBA)
USDA	US Department of Agriculture (USDA)
OTHERGOV	Other Federal Government Source
PERSONAL	Personal Guarantee
OTHER	Other
NONE	None

Lien Position *Financial Note Terms (Column X)*

Choose one of the pre-defined values below and report the CDE's lien position.

Validations:

- **Conditionally Required if [Transaction Type](#) = Term Loan, Line of Credit, or Debt with Equity**

Please select one of the following:

FIRST	First
SECOND	Second
UNSECURED	Unsecured Debt
OTHER	Other

Collateral Type *Financial Note Terms (Column Y)*

Choose one of the pre-defined values below and report the type of collateral pledged for the loan/investment.

Validations:

- Conditionally Required if [Transaction Type](#) = Term Loan, Line of Credit, or Debt with Equity

Please select one of the following:

RE	Real Estate
REOTHER	Other Real Estate
VEH	Vehicle
EQUIP	Equipment
INVENTORY	Inventory
REC	Receivables
HOMEEQTY	Home Equity
OTHER	Other
NONE	None

Collateral Value at Origination *Financial Note Terms (Column Z)*

Estimate and report the fair value of the collateral at the time of origination.

Validations:

- Conditionally Required if [Transaction Type](#) = Term Loan, Line of Credit, or Debt with Equity

Response must be in numeric format

Equity-Like Features *Financial Note Terms (Column AA)*

Choose one of the pre-defined values below and report the type of equity-like feature.

Validations:

- **Conditionally Required if [Transaction Type](#) = Debt with Equity**
- If a loan has more than one equity-like feature, choose the one appearing first in the loan agreement

Please select one of the following:

CONVDEBT	Convertible Debt – Loan agreement specifies an option to convert all or part of the loan amount to equity
PERFINT	Performance Based Interest Rate – Loan’s interest rate adjusts based on the borrower’s performance.
ROYALTIES	Royalties – Loan has a royalty participation that gives the investor the right to a percentage of the borrower’s sales or profits.
WARRANTS	Warrants – Loan agreement gives the investor the right to purchase the portfolio company’s stock at a later date at a pre-negotiated price.
OTHER	Other – Loan Agreement specifies an equity-like feature not described above.

Equity Injection Amount *Financial Note Terms (Column AB)*

Equity injection is an underwriting mechanism used to help borrowers who lack collateral to qualify for a loan. The equity injection measures the amount of the borrower's own assets invested in the business. Report the equity injection amount provided by the investee/borrower (i.e. down payment for a purchase mortgage or the value of machinery the borrower purchased for the financed project).

Validations:

- **Optional field**
- Include both cash and non-cash injections

Response must be in numeric format

Advanced Purchase Commitment *(Column AC)*

Report whether the loan/investment is an advance purchase commitment.

Validations:

- **Conditionally Required if QLICI Type = QALICB**

Response must be **YES** or **NO**

Seller Organization *(Column AD)*

Report the seller organization.

Validations:

- **Conditionally Required if [Advance Purchase Commitment](#) = YES**

Response must be text

Equity Product

(Column AE)

Compliance Check

Report whether the financial note is an equity product.

Validations:

- **Mandatory field**
- Reject if Equity Product = YES & [Transaction Type](#) = Term Loan, Line of Credit, Debt with Equity or Other

Response must be **YES** or **NO**

Equity-Equivalent Terms & Conditions

(Column AF)

Compliance Check

Report whether the financial note has equity-equivalent terms and conditions.

Validations:

- **Mandatory field**

Response must be **YES** or **NO**

Debt with Equity Features

(Column AG)

Compliance Check

Report whether the financial note has debt with equity features.

Validations:

- **Mandatory field**
- Reject if Debt with Equity Features = YES & [Transaction Type](#) = Term Loan, Equity, Line of Credit or Other

Response must be **YES** or **NO**

Subordinated Debt

(Column AH)

Compliance Check

Report whether the financial note is subordinated debt.

Validations:

- **Mandatory field**
- If [Lien Position](#) = FIRST then Subordinated Debt must = NO

Response must be **YES** or **NO**

Below Market Interest Rate at Origination

(Column AI)

Compliance Check

Report whether the financial note had below market interest rate at origination.

Validations:

- **Mandatory field**
- Reject if Below Market Interest Rate at Origination = YES AND [Interest Rate at Origination](#) >= [Comparable Interest Rate at Origination](#)

Response must be **YES, NO, or NA**

Comparable Interest Rate at Origination

(Column AJ)

Report the comparable market interest rate at origination that the Allocatee used to determine that the financial note had a below market interest rate.

Validations:

- **Conditionally required if [Below Market Interest Rate at Origination](#) = YES**
- Comparable Interest Rate at Origination must be greater than Interest Rate at Origination AND ≤ 100
- Enter the percentage as a whole number (i.e. if the Comparable Interest Rate at Origination is 2.0%, enter 2.0)

Response must be in numeric format up to 3 decimal places

What is Interest Rate Comparable at Origination?

(Column #)

Choose one of the pre-defined values below and report the interest rate comparable at origination.

Validations:

- **Conditionally Required if [Below Market Interest Rate at Origination](#) (Financial Note) = YES**

Please select one of the following:

NONNMTC	CDE's Non-NMTC Transaction
PARENT	CDE's Parent/Affiliate
BANKS	Banks
OTHER	Other

Interest Rate Comparable at Origination – Other

(Column #)

Provide further explanation for what the interest rate is comparable to at origination.

Validations:

- **Conditionally Required if [What is Interest Rate Comparable At Origination](#)= OTHER**

Response must be text

Lower than Standard Origination Fees (Financial Note) (Column AO)

Lower than Standard Origination Fees

Compliance Check

Report whether the financial note has lower than standard origination fees.

Validations:

- **Mandatory field**

Response must be **YES** or **NO**

Standard Origination Fees

(Column AP)

Report the comparable market origination fees that the Allocatee used as a benchmark to determine that the financial note has lower than standard origination fees.

Validations:

- **Conditionally required if [Lower than Standard Origination Fees \(Financial Note\)](#) = YES**
- Standard Origination Fees must be greater than Loan Origination Fees AND less than or equal to Original Loan Amount

Response must be numeric up to 2 decimal places

Longer than Standard Period of Interest Only Payments (Column AQ)

Compliance Check

Report whether the financial note has longer than standard period of interest only payments.

Validations:

- **Mandatory field**
- If [Transaction Type](#) = Term Loan, Line of Credit, or Debt with Equity or Other then Longer than Standard Period of Interest Only Payments must = YES or NO

Response must be **YES, NO, or NA**

Standard Period of Interest Only Payments

(Column AR)

Report the comparable market period of interest only payments. Provide the benchmark period, in months, that the Allocatee used to determine that the financial note has a longer than standard period of interest only payments.

Validations:

- **Conditionally Required if [Longer than Standard Period of Interest Only Payments](#) = YES**
- Report amount in months
- Standard Period of Interest Only Payments **must** be less than [Period of Interest Only Payments](#)

Response must be numeric

Longer than Standard Amortization Period

(Column AS)

Compliance Check

Report whether the financial note has a longer than standard amortization period.

Validations:

- **Mandatory field**
- If [Transaction Type](#) = Term Loan, Line of Credit, or Debt with Equity or Other then Longer than Standard Period of Interest Only Payments must = YES or NO

Response must be **YES, NO, or NA**

Standard Amortization Period

(Column AT)

Report the comparable market amortization period. Provide the benchmark period, in months, that the Allocatee used to determine that the financial note has a longer than standard amortization period.

Validations:

- **Conditionally Required if [Longer than Standard Amortization Period](#) = YES**
- Report amount in months
- Standard Amortization Period **must** be less than [Length of Amortization Period](#)

Response must be numeric

What is Standard Amortization Period Comparable? (Column AU)

Standard Amortization Period Comparable?

Choose one of the pre-defined values below and report the standard amortization period comparable.

Validations:

- **Conditionally Required if [Longer than Standard Amortization Period](#) = YES**

Please select one of the following:

NONNMTC	CDE's Non-NMTC Transaction
PARENT	CDE's Parent/Affiliate
BANKS	Banks
OTHER	Other

Standard Amortization Period Comparable – Other (Column AV)

Provide further explanation for what the standard amortization period is comparable to.

Validations:

- **Conditionally required if [What is Standard Amortization Period Comparable?](#) = OTHER**

Response must be text

Nontraditional Forms of Collateral (Column AW)

Compliance Check

Report whether the financial note has a nontraditional form of collateral.

Validations:

- **Mandatory field**

Response must be **YES** or **NO**

Traditional Form of Collateral

(Column AX)

Choose one of the pre-defined values below and report the comparable market form of collateral that the Allocatee used as a benchmark to determine that the financial note has a nontraditional form of collateral.

Validations:

- Conditionally Required if [Nontraditional Forms of Collateral](#) = YES

Please select one of the following:

RE	Real Estate
REOTHER	Other Real Estate
VEH	Vehicle
EQUIP	Equipment
INVENTORY	Inventory
REC	Receivables
HOMEEQTY	Home Equity
OTHER	Other
NONE	None

What is Traditional Forms of Collateral Comparable?

(Column AY)

Traditional Collateral Comparable?

Choose one of the pre-defined values below and report the traditional form of collateral comparable.

Validations:

- Conditionally Required if [Nontraditional Forms of Collateral](#) = YES

Please select one of the following:

NONNMTC	CDE's Non-NMTC Transaction
PARENT	CDE's Parent/Affiliate
BANKS	Banks
OTHER	Other

Traditional Form of Collateral Comparable – Other *(Column AZ)*

Traditional Collateral Comparable Other

Provide further explanation for what traditional form of collateral is comparable.

Validations:

- **Conditionally required if [What is Traditional Forms of Collateral Comparable?](#) = OTHER**

Response must be text

QLICI Level

(Column BA)

Annual Update Required

Compliance Check

Report whether the financial note was funded with original QEI funds (QEI funds invested for the first time), a reinvestment of repaid QLICI(s), or both by choosing an option below.

Validations:

- **Mandatory Field**

Please select one of the following:

ORIG	Original QEI funds
REINVST	Reinvestment or repaid QLICI's
ORIGREIN	Both

Principal Balance Outstanding

(Column BB)

Annual Update Required

Report the principal balance outstanding at the end of the reporting period.

Validations:

- **Conditionally required if [Transaction Type](#) = Term Loan, Line of Credit, or Debt with Equity**

Response must be numeric

Dollar Amount Used to Finance Non-Real Estate Activities

NRE Activities Finance Amount

(Column BC)

Report, in dollars, the portion of proceeds of the financial notes provided by the CDE that financed non-real estate uses. Non-real estate uses include working capital, inventory, equipment, or any other activity **not connected** to the development (including construction of new facilities and rehabilitation/enhancement of existing facilities), acquisition, management, or leasing of real estate.

Validations:

- **Mandatory field**

Response must be numeric up to 2 decimal places

New Originator Transaction ID of Restructured Loan

(Column BD)

New Restructured Loan Transaction ID

Report the new Originator Transaction ID for each financial note that was restructured.

Validations:

- **Conditionally required if Loan Status = RESTRUCT**
- Information provided must match a current or previously submitted Originator Transaction ID (All previously submitted IDs by the Organization regardless of the associated Project)

Response must be text

Days Delinquent

(Column BE)

Annual Update Required

Report the number of days that the required loan payment is past due at the reporting period end. If a borrower made a partial payment on the due date but still owes any part of the payment, report that payment as past due.

Validations:

- **Conditionally required if [Transaction Type](#) = Term Loan, Line of Credit, Debt with Equity or OTHER**

Response must be numeric

Number of Times 60 Days or More Delinquent

(Column BF)

Number of 60 Days or More Delinquent

Annual Update Required

Report the number of times the loan has been 60 days or more delinquent during the life of the loan.

Validations:

- Conditionally required if [Transaction Type](#) = Term Loan, Line of Credit, Debt with Equity or OTHER
- Number of Times 60 Days or More Delinquent must be equal to or greater than the value reported the previous year.

Response must be numeric

Number of Times the Loan was Restructured

(Column BG)

Number of Times the Loan Restructured

Annual Update Required

Report the number of times the loan was restructured during the life of the loan.

Validations:

- Conditionally required if [Transaction Type](#) = Term Loan, Line of Credit, Debt with Equity or OTHER
- [Number of Times the Loan was Restructured](#) must be equal to or greater than the value reported the previous year.

Response must be numeric

Amount Charged Off

(Column BH)

Annual Update Required

Report the amount charged off during the life of the loan.

Validations:

- Conditionally required if [Transaction Type](#) = Term Loan, Line of Credit, Debt with Equity or OTHER
- Reject if [Transaction Type](#) = Equity or if [Loan Status](#) = Active
- Amount Charged Off + [Amount Recovered](#) must be less than or equal to [Original Loan/Investment Amount](#)

Response must be numeric

Amount Recovered

(Column BI)

Annual Update Required

Report the amount recovered as of the reporting period end date.

Validations:

- Conditionally required if [Transaction Type](#) = Term Loan, Line of Credit, Debt with Equity or OTHER and [Loan Status](#) = ACTIVEEND, CLOSED, SOLD, CHARGED, REFIN, or RESTRUCT.
- Amount Recovered must be equal to or greater than the value reported the previous year.

Response must be numeric

Actual Rate of Return

(Column BJ)

Report the investor's internal rate of return at the end of the reporting period.

Validations:

- Conditionally required if [Transaction Type](#) = Equity Investment

Response must be numeric format up to 3 decimals

Projected Residual Value of QLICI that May be Obtained by the QALICB and/or QALICB Affiliate

Projected Residual Value of QLICI

(Column BK)

Report the amount of any equity or debt investment which may be acquired by the QALICB and/or QALICB Affiliate as the result of a put/call option or other arrangement.

Validations:

- **Conditionally required if QLICI Type = QALICB and Date Originated is > 12/31/2010**
- When **Loan Status** = CLOSED, please place the final value of the QLICI obtained by the QALICB and/or QALICB Affiliate through a put/call option or other arrangement.

Response must be numeric

Type of Business Loan

Choose one of the pre-defined types below that best describes the type of business loan provided to the QALICB. This is a conditionally required response when the user selects the loan “Purpose” field for either “Business” or “Micro” which then requires the recipient to select one of three broad categories of business loans or investments: Business Working Capital; Business Fixed Capital; and Business Expansion or Business Startup.

Validation:

- **Conditionally required if Purpose = BUSINESS, MICRO**
- **Required for TLR Notes originated on or after 10/01/2023**
- Note that investments in real estate structures cannot be included as “business fixed capital” and instead must be reported in the TLR data point for “Purpose” by selecting the appropriate category. For example “Real Estate – Construction/Permanent/Acquisition w/o Rehab – Commercial,” or “Real Estate–Rehabilitation–Commercial,” etc.

Select one of the measures below:

Business Working Capital	A loan or investment that will be used to cover any ongoing operating expenses of a business such as payroll, inventory, rent or utility expenses.
Business Fixed Assets	A loan or investment that will be used to pay for any tangible property used in the operation of a business, but which is not expected to be consumed or converted into cash in the ordinary course of events. Commonly financed fixed assets include machinery and equipment, furniture and fixtures, and leasehold improvements.
Business Expansion or Startup	A loan to support the expansion or startup of a business or develop a new product line or service which may include a mix of investments in equipment, salaries, materials, etc., to support the business startup or expansion.

TLR Projects Tab

<h2 style="margin: 0;">Project Number (Column B)</h2> <p style="margin: 5px 0 0 20px;">Assign a unique identifier to each Project.</p>
<p>Validations:</p> <ul style="list-style-type: none"> ● Mandatory field ● Report the TLR Project Number ● <i>NOTE: If you receive the following error “This identifier already exists. To update, please use a different link” when uploading your TLR file please contact the AMIS Help Desk at AMIS@cdfi.treas.gov for help.</i>
Response must be numeric

<h2 style="margin: 0;">QLICI Type (Column C)</h2> <p style="margin: 5px 0 0 20px;"><u>Compliance Check</u></p> <p style="margin: 5px 0 0 20px;">Choose one of the pre-defined values below and report whether the QLICI is an investment in another CDE or a QALICB.</p>				
<p>Validations:</p> <ul style="list-style-type: none"> ● Mandatory field ● Non-Profit businesses (except CDE’s) and Advanced Purchases = QALICB ● Exclude loan purchases (except Advance Purchases), Financial Counseling, and Other Services (FCOS) <p>Please select one of the following:</p>				
<table border="1" style="width: 100%; border-collapse: collapse;"> <tr> <td style="width: 25%; text-align: center; background-color: #cccccc;">CDE</td> <td>CDE</td> </tr> <tr> <td style="width: 25%; text-align: center; background-color: #cccccc;">QALICB</td> <td>QALICB</td> </tr> </table>	CDE	CDE	QALICB	QALICB
CDE	CDE			
QALICB	QALICB			

Investee Type

(Column D)

Choose one of the pre-defined values below and report whether the project is an investment in a business or another CDE.

Validations:

- **Mandatory field**
- If [QLICI Type](#) = CDE then Investee Type **must** = CDE
- If [QLICI Type](#) = QALICB then Investee Type **must** = BUS

Please select one of the following:

BUS	Business
CDE	CDE

Multi-CDE Project ID

(Column E)

Multi-CDE Project Number

Report the Multi-CDE Project Number that was assigned to the Multi-CDE Project. Use the lookup function to identify and report the Multi-CDE Project ID associated with the project.

Validations:

- **Conditionally Required if TLR Project is part of Multi-CDE Project**
- Additional guidance can be found in the Multi-CDE section of AMIS
- Response must be a valid project number generated by AMIS under the Multi-CDE Project section
- Use the lookup icon to view a list of Multi-CDE Projects associated with the organization that the TLR Project can be linked to.

Response must be text

Project Results from Investment CDE

(Column F)

Is this project a result of a secondary loan from an investment made to a CDE?

Report if the project results from funds provided as investments in, or loans to, another CDE.

Validations:

- **Mandatory field**
- Response must be Yes or No

Associated Project

(Column G)

If the project results from an investment in a CDE, enter the AMIS project ID.

This field links the secondary loans or investments resulting from investments in, or loans to, another CDE.

Validations:

Conditionally Required if Project Results from Investment CDE = Yes; and QLICI Type = QALICB

Fiscal Year

(Column H)

Choose one of the pre-defined values. The system will auto-populate the current and previous Fiscal Year of the TLR Project available.

Validations:

- **Mandatory Field**
-

Last Certified Date

AMIS will populate this field with the date the TLR object was certified.

Validations:

- This field will only populate when the user has certified the TLR object

format of mm/dd/yyyy

Total Project Cost

(Column I)

Report the total cost of the project being funded.

Validations:

- **Mandatory Field**
- Include all sources of financing as well as the CDE's portion of the financing
- Response cannot be less than:
 - Total Project Cost \geq [Total Project Cost Public Sources](#)
 - Total Project Cost \geq [Total Project Cost Private Investment](#)
 - Total Project Cost \geq [Total Project Cost Other CDE's](#) + [Original Loan/Investment Amount](#)
 - Total Project Cost \geq [Total Project Cost Public Sources](#) + [Total Project Cost Other CDE's](#) + [Original Loan Investment Amount](#) + [Total Project Cost Private Investment](#)

Response must be numeric

Total Project Cost Public Sources

(Column J)

Report the portion of the [Total Project Cost](#) provided by public sources excluding any amount(s) reported in Other Tax Credit Amount and Public Subsidy Used to Fund Leveraged Loan.

Validations:

- **Mandatory Field**
- **Required if Date Originated is greater than 12/31/2022**
- Include federal, state, and local government funds, including funding derived from other tax credits (state and federal) used to directly finance the NMTC project and that were not part of the leverage structure.
- Exclude foundation grants and NMTC funds
- Response must be in dollar amount

Guidance:

If public sources are being bridged by other types of capital, then those must be included in the dollar amount if the public source is known at the time of closing.

Response must be numeric

Total Project Cost Other CDE's

(Column K)

Report the portion of the total QLICI investments made by other CDE's into the project from QEI proceeds.

Validations:

- **Conditionally Required if Date Originated > 12/31/2009**
- Response must be in dollar amount

Response must be numeric

Total Project Cost Private Investment

(Column L)

Report the portion of the private investment in the project (i.e. CDE's using non-QEI proceeds, direct bank loans, direct equity, and other investments).

Validations:

- **Conditionally Required if Date Originated > 12/31/2009**
- **Exclude** all investments utilizing QEI proceeds
- Response must be in dollar amount

Response must be numeric

Estimated Annual Net Operating Income

(Column #)

In the case of a for-profit entity, report the Estimated Annual Net Operating Income, which is the annual revenue less operating costs of the project. In the case of a non-profit entity, report the Change in Net Assets or the Addition to Net Assets.

Validations:

- **Mandatory Field**
- **Required for TLR Notes originated on or after 10/01/2023**
- Response must be in dollar amount
- A value of \$0 is allowed.

Response must be numeric

Loan-to-Value Ratio

(Column M)

Report the loan-to-value ratio at origination for the total project.

Validations:

- **Conditionally required if one or more financial notes associated with this project has a [Transaction Type](#) = Term Loan**
- Enter the percentage as a numeric ratio (i.e. if response is 125%, enter 125)
- Exclude unsecured loans from calculations
- Response must be $\Rightarrow 0$ AND ≤ 500

Response must be numeric up to 3 decimal places OR NA

Projected Debt Service Coverage Ratio

(Column N)

Report the projected debt service coverage ratio at origination for the total project.

Validations:

- **Conditionally required if one or more financial notes associated with this project has a [Transaction Type](#) = Term Loan**
- Enter the percentage as a numeric ratio (i.e. if response is 125%, enter 1.25)
- The value entered must be $\Rightarrow 0$ AND ≤ 5 .

Response must be numeric up to 3 decimal places OR NA

Loan Loss Reserve Requirement

(Column O)

Report the loan loss reserve requirement for the total project.

- **Validations: Conditionally required if one or more financial notes associated with this project has a [Transaction Type](#) = Term Loan**
- Enter the percentage as a whole number (i.e. if response is 25%, enter 25)
- The Loan Loss Reserve Requirement must be $\Rightarrow 0$ AND ≤ 100

Response must be numeric up to 3 decimal places OR NA

Investee (Borrower) Guidance

- If the QALICB is a real estate developer, the Investee is the developer.
- If the QALICB is an operating business (non-real estate), the Investee is the business.
- If the QALICB is a single-purpose entity (SPE) created by an operating business to lease back property to that parent business, the Investee is the parent business

Client ID

(Column P)

Report a unique identifier to each client (investee/borrower). The Client ID is used to track the investee/borrower across Projects. Please do not use any names, social security numbers or any other personal identifying information in formulating the Client ID.

Validations:

- **Mandatory field**
- Do not use names, social security numbers or any other personal identifying information

Response must be text up to 20 characters

Investee TIN

(Column Q)

Report the Tax Identification Number (TIN) of the CDE investee/borrower.

Validations:

- **Conditionally required if [QLICI Type](#) = CDE**
- The Investee TIN and Investee CDE must belong to the same organization

Response must be numeric

Investee CDE Certification Number

(Column R)

If the Project is an investment in another CDE, report the Certification Number of the CDE investee/borrower.

Validations:

- **Conditionally required if [QLICI Type](#) = CDE**
- The Investee CDE Certification Number must be a valid CDE Certification Number.
- The Investee TIN and Investee CDE must belong to the same organization

Response must be numeric

Date Business Established

(Column S)

Report the date formal papers were filed to establish the investee's/borrower's business or the date the first sales occurred.

Validations:

- **Optional field**
- Date Business Established **must be** \geq to [Date Originated](#)
- See the [Date Formatting](#) section for more information

Response must in the format of mm/dd/yyyy

Entity Structure

(Column T)

Choose one of the pre-defined values below and report the investee's/borrower's business or government structure.

Validations:

- **Conditionally required if [Date Originated](#) is after 12/31/2010**

Please select one of the following:

NONPROFIT	Non-Profit or Not-for-Profit – Based on the IRS categorization for tax purposes
FORPROFIT	For-Profit – Based on the IRS categorization for tax purposes
TRIBAL	Tribal or Village Government – Entity is a tribal or village government, whether or not it has been federally recognized
OTHER	Other – All other structures that do not fit the descriptions above, such as a government or quasi-government entity (i.e. a water authority)

Minority-Owned or Controlled Businesses

(Column U)

Report whether the investee/borrower is at least 51% owned or controlled by one or more individuals that identify themselves as American Indian or Alaskan Native, Asian, Black or African American, Hispanic or Latino, Native Hawaiian or Other Pacific Islander.

Validations:

- **Mandatory field**
- **Required for TLR Notes originated on or after 10/01/2023**
- If the business is a for-profit entity, report whether at least 51% of the owners are minorities.
- If the business is a nonprofit entity, report whether at least 51% of its Board of Directors are minorities.
- If the QALICB is a single-purpose entity (SPE) created by an operating business to lease back property to that parent business, report minority-controlled status for the parent business.

Response must be **YES** or **NO**

Native American-Owned or Controlled Businesses

Report whether the investee/borrower is at least 51% owned or controlled by one or more individuals who are members of Tribal entities recognized by the Bureau of Indian Affairs (BIA) or by individuals having origins in any of the original peoples of Hawaii.

Validations:

- **Mandatory field**
- **Required for TLR Notes originated on or after 10/01/2023**
- If the business is a for-profit entity, report whether at least 51% of the owners are Native American.
- If the business is a nonprofit entity, report whether at least 51% of its Board of Directors are Native American.
- If the QALICB is a single-purpose entity (SPE) created by an operating business to lease back property to that parent business, report Native American-controlled status for the parent business.

Response must be **YES** or **NO**

Women Owned or Controlled

(Column V)

Report whether the investee/borrower is at least 51% owned or controlled by one or more women.

Validations:

- **Conditionally required if Investee Type = BUS**
- If the business is a for-profit entity, report whether at least 51% of the owners are women.
- If the business is a nonprofit entity, report whether at least 51% of its Board of Directors are women.

Response must be **YES** or **NO**

Low-Income Owned or Controlled

(Column W)

Report whether the investee/borrower is at least 51% owned or controlled by one or more Low-Income Person

Validations:

- **Conditionally required if Investee Type = BUS**
- If the business is a for-profit entity, report whether at least 51% of its equity ownership (or the equivalent in limited liability companies) interest being owned by one or more Low-Income Person.
- If the business is a nonprofit entity, report whether at least 51% of its Board of Directors (i.e. Governing Board) is comprised of individuals who are Low-Income Persons.

Response must be **YES** or **NO**

Race

(Column X)

Choose one of the pre-defined values below and report the race of the primary investee(s)/borrower(s)

Validations:

- **Conditionally required if Investee Type = BUS**
- If there is more than one investee/borrower, select the race of the primary investee/borrower
- If there is more than one primary investee/borrower, select the race of one of them
- If the investee/borrower is of mixed race, report one of the races
- If the investee/borrower did not provide their information, report **NG**
- If the investee/borrower is a corporation, report **NA**

Please select one of the following:

AMIND	American Indian
ALASKAN	Alaskan Native
ASIAN	Asian
BLACK	Black or African American
HAWAIIAN	Native Hawaiian

AMIND	American Indian
PACIFIC	Other Pacific Islander
WHITE	White
OTHER	Other
NG	Not Given
NA	Not Applicable

Hispanic Origin *(Column Y)*

Choose one of the pre-defined values below and report whether the primary investee/borrower is Hispanic or Latino.

Validations:

- **Conditionally required if Investee Type = BUS**
- If there is more than one investee/borrower, respond for the primary investee/borrower
- If the investee/borrower did not provide their information, report **NG**
- If the investee/borrower is a corporation, report **NA**

Please select one of the following:

YES	Yes
NO	No
NG	Not Given
NA	Not Applicable

Business Description – Primary *(Column Z)*

Choose one of the pre-defined values below and report the primary description of the business of the QALICB.

Validations:

- **Conditionally required if [QLICI Type](#) = QALICB (Investee Type = BUS)**
- If [QLICI Type](#) = CDE then Business Description – Primary **must** = OTHER

Please select one of the following:

FOOD	Includes groceries, bakeries, food wholesalers, and farmers’ markets
OFFICE	Financial, professional, scientific, management, business, or other office space
INDUSTRIAL	Industrial, manufacturing, transportation, logistics, or warehousing space
HOUSING	Housing
HEALTH	Health, human, and social service facilities

COMMUNITY	Education and community facilities
ARTS	Facilities or space for the performing arts, cultural, entertainment, or other amenities
RETAIL	Retail
HOTEL	Hotel
MIXED	Includes combinations of office/retail, housing, and community spaces.
OTHER	Other

Business Description – Narrative

(Column AA)

Provide an additional description of the type of business that is being financed (e.g. grocery store, Federally Qualified Health Center, charter school, a manufacturing company, etc.) and of the products or services provided by the operating business (e.g. manufacture of farm equipment, early childhood education, primary healthcare, etc.).

Validations:

- **Conditionally required if [QLICI Type](#) = QALICB (Investee = BUS)**
- Description cannot exceed 255 characters

The response must be text

NAICS

(Column AB)

Report the 6-digit North American Industry Classification (NAICS) Code of the QALICB.

Validations:

- **Conditionally required if [QLICI Type](#) = QALICB**

Guidance:

- For investments in leased buildings, the NAICS code for the end user of the leased building must be reported. **Avoid using the NAICS codes for Lessors of Real Estate** (i.e. 6-digit NAICS codes beginning with 531).
- To determine the NAICS code for the QALICB financed, go to <https://www.census.gov/naics/> and use the keyword search for the latest version of NAICS.
- Please note that the NAICS code must match the business described in the Business Description field.

Response must be numeric

Annual Gross Revenue from Business Operations at Time of Loan/Investment

Annual Gross Revenue (Loan/Investment)

(Column AC)

For business Projects, report the investee's/borrower's annual gross business revenue during the most recent 12-month period prior to Project origination for which the information is available. If the QALICB is a single-purpose entity (SPE), report the revenue of the parent business.

Validations:

- **Conditionally required if [QLICI Type](#) = QALICB**
- If the QALICB is a single-purpose entity (SPE) created by an operating business to lease back property to that parent business, report the revenue of the parent business

Response must be numeric

Annual Gross Revenue from Business Operations Reported During the Reporting Period

(Column AD)

Annual Gross Revenue (Reporting Period)

Annual Update Required

For business Projects, report the investee's/borrower's annual gross business revenue during the most recent 12-month period for which the information is available.

If the QALICB is a single-purpose entity (SPE), report revenue for the parent business

Validations:

- **Conditionally required if [QLICI Type](#) = QALICB**
- If the QALICB is a single-purpose entity (SPE) created by an operating business to lease back the property to that parent business, report the revenue of the parent business

Response must be numeric

Guidance for Reporting Jobs Projected/Actual Created or Maintained

Currently in AMIS, values must be entered for either the three Projected Jobs fields or the three Actual Job fields in the Project - Outcomes section. The Actual Job fields can be left blank and filled out in the future if the 3 Projected job fields have been completed. Once filled out, the Actual Job fields can only be updated via service request. **The type of jobs reported on must all be DIRECT jobs.**

Full-Time Equivalent Jobs - One FTE is a 35-hour or more work week.

Part-Time employees - When calculating FTE's, part-time employees should be combined (i.e. 2 part-time employees that each work 17.5 hours equals one FTE).

Jobs at Time of Loan/Investment

(Column AF)

Report the number of full-time equivalent (FTE) jobs in the business at the time the project was originated.

Validations:

- **Conditionally required if Purpose = Business or Micro**
- **Reject if Purpose is Real Estate or Other** Exclude construction jobs
- If the QALICB is a single-purpose entity (SPE) created by an operating business to lease back property to that parent business, report jobs for the parent business.

Response must be numeric

Projected Full-time Equivalent (FTE) Jobs to Be Created - Construction

(Column AH)

Projected Jobs (Construction)

Report the number of full-time equivalent (FTE) construction jobs projected to be created due to this financing.

Validations:

- **Conditionally required if Purpose = any Real Estate option**
- Exclude induced FTE jobs
- Include direct jobs only
- **The number of jobs must not change after the transaction's initial year of being reported**
- **Values must be entered for either the three Projected Jobs fields or the three Actual Job fields in the Project - Outcomes section. User may enter a "0" in this field if it does not apply.**

Response must be numeric

Projected Full-time Equivalent (FTE) Permanent Jobs to Be Created and/or Retained at Businesses Financed

Projected Permanent Jobs (Financed)

(Column AG)

Report the number of permanent full-time equivalent (FTE) jobs projected (at date originated) to be created and/or retained in the business due to this financing.

Validations:

- **Conditionally required if [Purpose](#) = BUSINESS or MICRO**
- Exclude construction and induced FTE jobs
- Include direct jobs only
- Part-time jobs must be combined into full-time equivalent jobs.
- Created jobs are jobs that did not exist before NMTC financing.
- Retained jobs existed before NMTC financing.
- **The number of jobs must not change after the transaction's initial year of being reported**
- **Values must be entered for either the three Projected Jobs fields or the three Actual Job fields in the Project - Outcomes section. User may enter a "0" in this field if it does not apply.**

Response must be numeric

Projected Full-time Equivalent (FTE) Permanent Jobs to Be Created and/or Retained at Tenant Businesses

Projected Permanent Jobs (Tenant)

(Column AI)

Report the number of permanent full-time equivalent (FTE) jobs projected to be created and/or retained in businesses located at the property financed.

Validations:

- **Optional field**
- **Purpose must = any Real Estate option**
- Exclude construction and induced FTE jobs
- Include direct jobs only
- **The number of jobs must not change after the transaction's initial year of being reported**
- **Values must be entered for either the three Projected Jobs fields or the three Actual Job fields in the Project - Outcomes section. User may enter a "0" in this field if it does not apply.**

Guidance:

Include owner-occupied businesses.

Response must be numeric

Actual Full-time Equivalent (FTE) Permanent Jobs Created and/or Retained at Businesses Financed

(Column AJ)

Actual Jobs Created (Financed)

Report the cumulative number of permanent full-time equivalent (FTE) jobs created and/or retained in the business due to this financing.

Validations:

- **Conditionally required if Purpose = BUSINESS or MICRO**
- Exclude construction and induced FTE jobs
- Include direct jobs only
- Part-time jobs must be combined into full-time equivalent jobs.
- Created jobs did not exist before NMTC financing.
- Retained jobs existed before NMTC financing.
- **Values must be entered for either the three Projected Jobs fields or the three Actual Job fields in the Project - Outcomes section. Note that you will not be able to change the Actual Jobs information once it is entered. This field can be left blank and filled out in the future if all projected job fields are filled out. This field must be reported within 36 months of origination. Please submit a service request if previously entered values need to be updated.**

Response must be numeric

Actual Full-time Equivalent (FTE) Jobs Created (Construction)

(Column AK)

Report the cumulative number of full-time equivalent (FTE) construction jobs created due to this financing.

Validations:

- **Conditionally required if Purpose = any Real Estate option**
- Exclude induced FTE jobs
- Include direct jobs only
- **Values must be entered for either the three Projected Jobs fields or the three Actual Job fields in the Project - Outcomes section. Note that you will not be able to change the Actual Jobs information once it is entered. This field can be left blank and filled out in the future if all projected job fields are filled out. Please submit a service request if previously entered values need to be updated.**

Response must be numeric

Actual Full-time Equivalent (FTE) Permanent Jobs Created and/or Retained at Tenant Businesses

(Column AL)

Actual Jobs Created (Tenant)

Report the cumulative number of permanent full-time equivalent (FTE) jobs created and/or retained in businesses located at the property financed.

Validations:

- **Optional field**
- **Purpose must = any Real Estate option**
- Exclude construction and induced FTE jobs
- Include direct jobs only
- **Values must be entered for either the three Projected Jobs fields or the three Actual Job fields in the Project - Outcomes section. Note that you will not be able to change the Actual Jobs information once it is entered. This field can be left blank and filled out in the future if all projected job fields are filled out. Please submit a service request if previously entered values need to be updated.**

Guidance:

Include owner-occupied businesses.

Response must be numeric

Source of Job Estimates

(Column AM)

Choose one of the pre-defined values below and report the source of the job estimates reported.

Validations:

- **Conditionally required if [Purpose](#) = BUSINESS, MICRO, or any Real Estate option**
- **Please select one of the following:**

NEWFINANCING	New hires that the project business expects to be able to make as a result of the new financing
WAGEDATA	Estimates based on state or local wage data and projected wage and salary expenditures attributable to project financing
ECONOMICIMPACT	Estimates based on economic impact modeling systems such as IMPLAN, RIMSII, or REMI
RULEOFTHUMB	Estimates based on developers “rules of thumb” about jobs created by type of business and square-footage built.
OTHER	Other – Please provide further explanation in Source of Job Estimates – Other
NA	Not Applicable

Response must be text

Source of Job Estimates – Other

(Column AN)

Provide further explanation for what the source of job estimates is.

Validations:

- **Conditionally required if [Source of Job Estimates](#) = OTHER**

Response must be text

Job Quality Measures (Measure of Job Quality)

Select all job quality measures that apply to the projected or actual full-time equivalent (FTE) jobs associated with this project investment.

Validation:

- **Conditionally required if Purpose = BUSINESS, MICRO and projected or actual jobs were reported.**
- **Required for TLR Notes originated on or after 10/01/2023.**

Guidance:

No exclusion of data field for Multi-CDE.

Select all that apply:

Livable wage	Classification based on third party method to analyze employee earnings necessary to meet a household's minimum basic needs and maintain self-sufficiency based on regional data.
Health insurance	A health care plan is offered with employer contributions.
Paid leave	Paid leave is compensation for employee time off for sick leave, vacation and compensatory time.
Career advancement & training	Company offers formal training program to employees or reimburses them for outside training or credentials.
Retirement plan	A retirement plan such as 401(K) or Roth IRA with an employer match.
Profit sharing/stock options	Offers a profit sharing plan or employee stock option plan.
NA	Not Applicable

Number of Quality Jobs

Provide number of full-time equivalent (FTE) quality jobs associated with job quality measures selected above.

Validation:

- **Conditionally required if Jobs Quality Measures (Measure of Jobs Quality) is not 'NA'.**
- **Required for TLR Notes originated on or after 10/01/2023.**
- Report within 36 months of loan origination

Guidance:

No exclusion of data field for Multi-CDE.

Response must be numeric

Identify Accessible Jobs Measure (Measure of Job Accessibility)

Select all job accessibility measures that apply to the project or actual full-time equivalent (FTE) jobs associated with this project investment.

Validation:

- **Conditionally required if Purpose = BUSINESS, MICRO and projected or actual jobs were reported.**
- **Required for TLR Notes originated on or after 10/01/2023.**

Guidance:

No exclusion of data field for Multi-CDE.

Select all that apply.

<p>Number of Low-Income persons</p>	<p>As defined in the NMTC Allocation Application, a Low-Income person is “Any individual having an income, adjusted for family size, of not more than: (1) For metropolitan areas, 80 percent of the area median family income; and (2) For non-metropolitan areas, the greater of (a) 80 percent of the area median family income or (b) 80 percent of the statewide non-metropolitan area median family income.”</p>
<p>Number of Low-Income Community residents</p>	<p>As stated in the NTMC Allocation Application, a Low-Income Community is “Under IRC §45D(e)(1), any population census tract if: (1) The poverty rate for such tract is at least 20 percent, or (2) (a) In the case of a tract not located within a metropolitan area, the median family income for such tract does not exceed 80 percent of statewide median family income, or (b) in the case of a tract located within a metropolitan area, the median family income for such tract does not exceed 80 percent of the greater of statewide median family income or the metropolitan area median family income. With respect to IRC §45D(e)(1)(B), possession-wide median family income shall be used (in lieu of statewide income) in assessing the status of census tracts located within a possession of the United States. Under IRC §45D(e)(2), Targeted Populations will also be treated as Low-Income Communities. See IRS Notice 2006-60. Under IRC §45D(e)(3), in the case of an area that is not tracted for population census tracts, the equivalent county divisions (as defined by the Bureau of the Census for purposes of determining poverty areas) shall be used for purposes of defining poverty rates and median family incomes. See IRC §45D(e) for additional criteria.”</p>
<p>Number of people with employment barriers</p>	<p>Examples include job applicants with lower levels of formal education, longer terms of unemployment, limited language proficiency, displaced workers, formerly incarcerated persons, etc.</p>

NA	Not applicable
----	----------------

Number of Accessible Jobs

Provide number of accessible full-time equivalent (FTE) jobs associated with job accessibility measure(s) selected above.

Validation:

- **Conditionally required if Accessible Jobs Measures is not ‘NA’.**
- **Required for TLR Notes originated on or after 10/01/2023.**
- Report within 36 months of loan origination

Guidance:

No exclusion of data field for Multi-CDE.

Response must be numeric

Square Feet of Real Estate – Industrial/Manufacturing *(Column AO)*

Square Feet of Real Estate – Industrial/Manufacturing

Report the total number of gross square feet of industrial/manufacturing space that are expected to be constructed, rehabilitated, and/or acquired with funding from the transaction.

Validations:

- **Mandatory Field**

Response must be numeric

Square Feet of Real Estate – Office *(Column AP)*

Report the total number of gross square feet of office space that are expected to be constructed, rehabilitated, and/or acquired with funding from the transaction.

Validations:

- **Conditionally required when Purpose = Real Estate and QLIC Type = QALICB**

Response must be numeric

Square Feet of Real Estate – Retail

(Column AQ)

Report the total number of gross square feet of retail space that are expected to be constructed, rehabilitated, and/or acquired with funding from the transaction.

Validations:

- **Conditionally required when Purpose = Real Estate and QLIC Type = QALICB**

Response must be numeric

Housing Units – Sale

(Column AR)

Compliance Check

Report the number of for-sale housing units to be constructed, rehabilitated, and/or acquired with funding from the transaction.

Validations:

- **Conditionally required when Purpose = Real Estate and QLIC Type = QALICB** Housing Units – Sale **must be** greater than or equal to [Affordable Housing Units - Sale](#)

Response must be numeric

Housing Units – Rental

(Column AS)

Compliance Check

Report the number of rental housing units to be constructed, rehabilitated, and/or acquired with funding from the transaction.

Validations:

- **Conditionally required when Purpose = Real Estate and QLIC Type = QALICB** Housing Units – Rental **must be** greater than or equal to [Affordable Housing Units - Rental](#)

Response must be numeric

Affordable Housing Units – Sale

(Column AT)

Compliance Check

Of the total Housing Units - Sale to be constructed, rehabilitated, and/or acquired with funding from the transaction, report the number that are projected to be affordable housing units

Validations:

- **Conditionally required when Purpose = Real Estate and QLIC Type = QALICB**

Response must be numeric

Affordable Housing Units – Rental

(Column AU)

Compliance Check

Of the total Housing Units – Rental to be constructed, rehabilitated, and/or acquired with funding from the transaction, report the number that are projected to be affordable housing units.

Validations:

- **Conditionally required when Purpose = Real Estate and QLIC Type = QALICB**

Response must be numeric

Community Facility

(Column AV)

Report whether the project financed is a community facility.

Validations:

- **Conditionally required when Purpose = Real Estate and QLIC Type = QALICB**

Response must be **YES, NO, or Don't Know**

Capacity of Educational Community Facility

(Column AW)

Capacity of Educational Community

If the project financed includes an educational facility, report the number of student seats available in the school. If not, report 0.

Validations:

- Conditionally required if [Community Facility](#) = YES

Response must be numeric

Capacity of Childcare Community Facility

(Column AX)

If the project financed includes a childcare facility, report the number of childcare slots available. If not, report 0.

Validations:

- Conditionally required if [Community Facility](#) = YES

Response must be numeric

Capacity of Healthcare Community Facility

(Column AY)

Capacity of Healthcare Community

If the project financed includes a healthcare facility, report the projected number of visits per year. If not, report 0.

Validations:

- Conditionally required if [Community Facility](#) = YES

Response must be numeric

Capacity of Arts Center Community Facility

(Column AZ)

Capacity of Arts Center Community

If the project financed includes an arts center, report the capacity of the arts center (i.e. if the project is a theater, report the seating capacity). If not, report 0.

Validations:

- Conditionally required if [Community Facility](#) = YES

Capacity of Arts Center Community Facility

(Column AZ)

Capacity of Arts Center Community

If the project financed includes an arts center, report the capacity of the arts center (i.e. if the project is a theater, report the seating capacity). If not, report 0.

Response must be numeric

Number of People Served by Commercial Goods or Services

Report the number of people (e.g. customers, clients, patients, students, etc.) served by commercial goods or services as a result of NMTC financing per year. Include investments that provide access to retail, grocery stores, farmer's markets, entertainment, pharmacies, etc.

Validations:

- **Conditionally required if QLICI Type = QALICB**
- **Required for TLR Notes originated on or after 10/01/2023**
- Report within 36 months of loan origination
- **Zero (0) value is allowed**

Guidance:

Follow generally accepted practices for counting people or use the methodology that was described in the NMTC Allocation Application.

Do not exclude Multi-CDEs – for reporting across CDEs, aim to coordinate responses and avoid data issues to best of your ability.

Response must be numeric

Number of People Served by Community Goods or Services

Report the number of people (e.g. clients, patients, students, visitors, attendees, etc.) served by community goods or services as a result of NMTC financing per year. Include investments in community goods or services such as food pantries, healthcare, social services, educational, cultural, etc.

Validations:

- **Conditionally required if QLICI Type = QALICB**
- **Required for TLR Notes originated on or after 10/01/2023**
- Report within 36 months of loan origination
- Zero (0) value is allowed

Guidance:

Follow generally accepted practices for counting people or use the methodology that was described in the NMTC Allocation Application.

Do not exclude Multi-CDEs – for reporting across CDEs, aim to coordinate responses and avoid data issues to best of your ability.

Response must be numeric

Number of Households Served by Infrastructure Services

Report the number of households served by infrastructure services as a result of NMTC financing. Include investments in broadband technologies, water and sewer services, and public and private transportation services.

Validations:

- **Conditionally required if QLICI Type = QALICB**
- **Required for TLR Notes originated on or after 10/01/2023**
- Report within 36 months of Loan Origination
- Zero (0) value is allowed

Response must be numeric

Identify Environmental Restoration and/or Sustainability Outcome Measure

Choose one of the pre-defined measures below that best quantifies the environmental restoration and/or sustainability outcome achieved as a result of the NMTC investment. Include financing for energy conservation, renewable energy generation, land or water area restoration or conservation, brownfield clean-up, forestry, fisheries, etc.

Validations:

- **Conditionally required if QLICI Type = QALICB**
- **Required for TLR Notes originated on or after 10/01/2023**
- Report within 36 months of Loan Origination
- NA is allowed

Select one of the measures

MBTU energy saved / conserved	Estimated energy (MBTUs) conserved as a result of the investment. (Conversions: 1 Kilowatt = 3.412 MBTUs, 1 gallon diesel fuel = 0.139 MBTUs, 1 gallon gasoline = 0.124 MBTUs).
MWh renewable energy produced	Number of megawatts of renewable energy generated as a result of the investment.
Acres	Number of acres or square footage or square miles conserved or restored (e.g. brownfield restoration, forest lands in trust, water area restoration or conservation such as fisheries) as a result of the investment.
Square footage	
Square miles	
Gallons of water diverted from waste stream	Gallons of water not used or treated as a result of the investment.
NA	Not Applicable

Quantify Environmental Restoration and/or Sustainability Outcome

Report numeric value associated with the environmental restoration and/or sustainability outcome measure selected above.

Validations:

- **Conditionally required if Identify Environmental Restoration and/or Sustainability Outcome Measure is not 'NA'**
- **Required for TLR Notes originated on or after 10/01/2023**
- Report within 36 months of Loan Origination
- Zero (0) value is allowed

Response must be numeric

QALICB Type

(Column BA)

Compliance Check

Choose one of the pre-defined values below and report the QALICB type that describes the investee/borrower.

Validations:

- Conditionally required if **QLICI Type** = QALICB

Please select one of the following:

RE	Real Estate QALICB
NRE	Non-Real Estate QALICB
SPE	Special Purpose Entity QALICB

QALICB TYPE GUIDANCE

Real Estate QALICB: Financing provided to a Real Estate QALICB refers to entities whose predominant business activity (e.g. more than 50 percent of gross income) is the development (including construction of new facilities and rehabilitation/enhancement of existing facilities), management, or leasing of real estate that will be sold or leased to third parties.

Non-Real Estate QALICB: Transactions with QALICBs whose predominant business activity includes all other types of business activities other than those listed above must be classified as Non-Real Estate QALICBs regardless of: 1) how the business intends to use the proceeds of the transaction; or 2) whether the business intends to use any real estate owned as collateral for a loan.

Special Purpose Entity QALICB: Loans or investments made to a special purpose entity that is controlled by or under common control with an Operating Business, and that was set up specifically to lease the property back to the Operating Business such that the Operating Business is the principal user of the property, must be classified as a Special Purpose Entity QALICB. An Operating Business is considered the principal user of the QALICB's property if it is the occupant of a majority (i.e., greater than 50%) of the rentable square footage of the QALICB's property. The QALICB may lease the balance of its property to one or more third parties. The term "Operating Business" is defined in the glossary of the NMTC Allocation Application.

NMTC Eligibility Criteria

(Column BB)

Compliance Check

Choose one of the pre-defined values below and report which geographic criteria qualifies this transaction as a NMTC eligible transaction.

Validations:

- **Mandatory field**

Please select one of the following:

TARGETAREA	CDFI Fund approved target area or other area (can only be selected if Date Originated is prior to 12/31/2012)
TARGETPOP	Targeted Population
TRACTS	Tracts with low population
HIGHMIGRATION	High migration rural county
2006-2010ACS	American Community Survey 2006-2010 – May apply to QLICs closed between May 1, 2012 and October 31, 2018.
2011-2015ACS	American Community Survey 2011-2015 – May apply to QLICs closed between and including October 31, 2017 and October 31, 2018. Exclusively applies to QLICs closed on or after November 1, 2018.

Related Entity

(Column BC)

Compliance Check

Report whether the investee (entity receiving the financing) is a related entity as defined under the applicable allocation agreement.

Validations:

- **Mandatory field**

Response must be **YES** or **NO**

Guidance for Reporting Fees and Transaction Costs

- Fees and transaction costs paid to investors or third-parties reported by the Allocatee are those fees incurred on behalf of the Allocatee and not for other costs for which the QALICB paid.
- Fees and transaction costs must be reported as the pro-rated amount for multi-CDE transactions.
- For examples of upfront transaction costs, refer to the latest version of the NMTC Allocation Application and its guidance.
- For Back-end Transaction Costs, the amount must be based on the estimate at origination/closing.
- For Fees that are reserved in full from QLICI proceeds but then are paid over time, these must be reported in Ongoing Fee data fields NOT Upfront Fee data fields.

Upfront Fees to Investors or Investor Affiliates

(Column BD)

Report the dollar amount of upfront sources of compensation and fees paid to investors or investor Affiliates.

Validations:

- **Mandatory field**
- **Required for TLR Notes originated on or after 10/01/2023.**
- Include any and all fees or revenue charged prior to or during the close of the QLICI transaction (i.e. origination fees, placement fees, sub-allocation fees, syndication fees, etc.).
- This includes any fees or revenue charged before the QEI is made.
- An upfront fee or revenue is a one-time charge and is not recurring.
- Exclude transaction costs (e.g. legal, financial modeling/projections, audit, tax preparation, and accounting expenses).
- Fees must be in dollar amounts.
- A value of \$0 is allowed.

Guidance:

This question is applicable to all CDEs participating in an NMTC project.

For Multi-CDE projects, in which upfront fees to investors or investor affiliates are not directly traceable to a specific CDE, the amount of the fees must be pro-rated to the amount of the QEI.

Response must be numeric

Upfront Fees to the CDE or CDE Affiliate

(Column BE)

Report the dollar amount of upfront sources of compensation and fees paid to CDE or CDE Affiliates.

Validations:

- **Mandatory field**
- **Required for TLR Notes originated on or after 10/01/2023.**
- Include any and all fees, revenue, or payments charged prior to or during the close of the QLICI transaction, including any cash, loan or payment received by CDE or CDE Affiliates (e.g. placement fees, sub-allocation fees, syndication fees, etc.). This includes any fees, payments, revenue or loans received by the CDE/CDE affiliate before the QEI is made.
- Do not include any amounts reported in “Total QEI Proceeds Retained by the CDE or CDE Affiliate.”
- An upfront fee or revenue is a one-time charge and is not recurring.
- Exclude transaction costs (e.g. legal, financial modeling/projections, audit, tax preparation, and accounting expenses).
- Fees must be in dollar amounts.
- A value of \$0 is allowed.

Guidance:

If a CDE or a CDE Affiliate charges a fee for services provided that would normally be considered a project cost (e.g., real estate development consulting, financial consulting by a CDE or a CDE Affiliate, etc.), then such a fee must be reported under this data point.

Fees must be reported as an estimate at origination.

Do not double-count fees; base the entered dollar amount on who it was paid to initially.

Response must be numeric

Upfront Fees to Unaffiliated Third Parties

(Column BF)

Report the dollar amount of upfront sources of compensation and fees paid to unaffiliated third parties.

Validations:

- **Mandatory field**
- **Required for TLR Notes originated on or after 10/01/2023.**
- Include all fees or revenue charged prior to or during the close of the QLICI transaction (e.g. assistance with Allocation Application, identifying/underwriting transactions, managing a portfolio of QLICIs, Allocation Agreement compliance, etc.).
- This includes any fees or revenue charged before the QEI is made.
- Exclude transaction costs (e.g. legal, financial modeling/projections, audit, tax preparation, and accounting expenses).
- An upfront fee or revenue is a one-time charge and is not recurring.
- Fees must be in dollar amounts.
- A value of \$0 is allowed.

Guidance:

Fees must be reported as an estimate at origination.

Do not double-count fees; base the entered dollar amount on who it was paid to initially.

Response must be numeric

Ongoing Fees Paid to Investors or Investor Affiliates

(Column BG)

Report the dollar amount of ongoing sources of compensation and fees paid to investor or investor Affiliates.

Validations:

- **Mandatory field**
- **Required for TLR Notes originated on or after 10/01/2023.**
- Include any and all revenue collected throughout the allocation compliance period (i.e. asset management fees, compliance fees, interest rate spread, loan servicing, etc.)
- Exclude transaction costs (e.g. legal, audit, tax preparation, and accounting expenses).
- Exclude any ordinary interest or dividend payments passed through to investors.
- An ongoing fee is charged after the QLICI is closed and during the seven year compliance period.
- Applicants must report the total, in aggregate, that will be charged over the seven year compliance period.
- Fees must be in dollar amounts.
- A value of \$0 is allowed.

Response must be numeric

Ongoing Fees to the CDE or CDE Affiliate

(Column BH)

Report the dollar amount of ongoing sources of compensation and fees paid to the CDE or CDE Affiliate.

Validations:

- **Mandatory field**
- **Required for TLR Notes originated on or after 10/01/2023.**
- Include any and all fees or revenue collected throughout the allocation compliance period (e.g. asset management fees, compliance fees, interest rate spread, loan servicing fees, Allocation Agreement compliance, etc.).
- Exclude transaction costs (e.g. legal, audit, tax preparation, and accounting expenses).
- Exclude any ordinary interest or dividend payments passed through to investors. An ongoing fee or revenue is charged after the QLICI transaction is closed and during the seven year compliance period.
- Applicants must report the total, in aggregate, that will be charged over the seven year compliance period.
- Fees must be in dollar amounts.
- A value of \$0 is allowed.

Response must be numeric

Ongoing Fees to Unaffiliated Third Parties

(Column BI)

Report the dollar amount of ongoing sources of compensation and fees paid to unaffiliated third parties.

Validations:

- **Mandatory field**
- **Required for TLR Notes originated on or after 10/01/2023.**
- Include any and all revenue collected throughout the allocation compliance period (e.g. asset management fees, compliance fees, loan servicing, Allocation Agreement compliance, etc.).
- Exclude transaction costs (e.g. legal, audit, tax preparation, and accounting expenses).
- An ongoing fee or revenue is charged after the QLICI transaction is closed and during the seven year compliance period.
- Applicants must report the total, in aggregate, that will be charged over the seven year compliance period.
- Fees must be in dollar amounts.
- A value of \$0 is allowed.

Response must be numeric

Total QEI Proceeds Retained by the CDE or CDE Affiliate

(Column BJ)

Report the total dollar amount of the QEI proceeds retained by the CDE prior to the QLICI being made.

Validations:

- **Mandatory field**
- **Required for TLR Notes originated on or after 10/01/2023.**
- QEI proceeds retained by the CDE plus Amount of the QLICI must equal the total QEI.
- Do not include any amounts included in “Upfront Fees to the CDE or CDE Affiliate.”
- Fees must be in dollar amounts.
- A value of \$0 is allowed.

Guidance:

Amounts withheld for Loan Loss Reserves of future QLICIs must **NOT** be included in this dollar amount. Loan Loss Reserves are collected in another data field.

Response must be numeric

Back-end Fees to Investors or Investor Affiliates

(Column BK)

Report the amount of back-end sources of compensation and fees paid to investors or investor Affiliates.

Validations:

- **Mandatory field**
- **Required for TLR Notes originated on or after 10/01/2023.**
- Include any and all revenue collected at the end of or after the seven year compliance period (e.g. success, residuals, exit fees, carried interest, etc.).
- Exclude transaction costs (e.g. legal, audit, tax preparation, and accounting expenses associated with exiting an NMTC transaction).
- A back-end fee or revenue is a one-time charge and not recurring.
- Fees must be in dollar amounts.
- A value of \$0 is allowed.

Response must be numeric

Back-end to CDE or CDE Affiliates

(Column BL)

Report the dollar amount of back-end sources of compensation and fees paid to CDE or CDE Affiliates.

Validations:

- **Mandatory field**
- **Required for TLR Notes originated on or after 10/01/2023.**
- Include any and all fees, revenue, or repayments collected at the end of or after the seven-year compliance period retained by the CDE or CDE Affiliates (e.g. success, residuals, loan repayments, reserves, donations, exit fees, carried interest, Allocation Agreement reporting and compliance, etc.). Exclude third-party transaction costs paid to parties not affiliated to CDE (e.g. legal, audit, tax preparation, and accounting expenses associated with exiting an NMTC transaction).
- Exclude transaction costs (e.g. legal, audit, tax preparation, and accounting expenses associated with exiting an NMTC transaction).
- A backend fee or revenue is a one-time charge and not recurring.
- Fees must be in dollar amounts.
- A value of \$0 is allowed.

Response must be numeric

Back-end Fees to Unaffiliated Third Parties

(Column BM)

Report the dollar amount of back-end sources of compensation and fees paid to unaffiliated third parties.

Validations:

- **Mandatory field**
- **Required for TLR Notes originated on or after 10/01/2023.**
- Include any and all revenue collected at the end of or after the seven year compliance period (e.g. success, residuals, exit fees, Allocation Agreement compliance, etc.), except for transaction costs.
- Exclude transaction costs (e.g. legal, financial modeling/projections, audit, tax preparation, and accounting expenses associated with exiting an NMTC transaction).
- A backend fee or revenue is a one-time charge and not recurring.
- Fees must be in dollar amounts.
- A value of \$0 is allowed.

Response must be numeric

Upfront Transaction Costs

(Column BN)

Report the dollar amount of upfront transaction costs..

Validations:

- **Mandatory field**
- **Required for TLR Notes originated on or after 10/01/2023.**
- Include any and all transaction costs collected prior to or during the close of the QLICI transaction paid to parties not affiliated to CDE (e.g. legal, financial modeling/projections, placement fees, syndication fees, audit, tax preparation, and accounting expenses associated with closing an NMTC transaction). If the fees are paid to an affiliate of the CDE, it must be reported under the Upfront Fees to the CDE or CDE Affiliate.
- Fees must be in dollar amount.
- A value of \$0 is allowed.

Response must be numeric

Ongoing Transaction Costs

(Column BO)

Report the dollar amount of ongoing transaction costs.

Validations:

- **Mandatory field**
- **Required for TLR Notes originated on or after 10/01/2023.**
- Include any and all transaction costs collected after the QLICI transaction is closed and during the seven year compliance period (e.g. legal, audit, tax preparation, and accounting expenses).
- Applicants must report the total, in aggregate, that will be charged over the seven year compliance period.
- Fees must be in dollar amounts.
- A value of \$0 is allowed.

Guidance:

Fees and expenses paid from QLICI interest must **NOT** be reported in this data field.

Response must be numeric

Back-end Transaction Costs

(Column BP)

Report the dollar amount of back-end transaction costs.

Validations:

- **Mandatory field**
- **Required for TLR Notes originated on or after 10/01/2023.**
- Include any and all transaction costs collected at the end of or after the seven year compliance period (e.g. legal, audit, tax preparation, and accounting expenses associated with exiting an NMTC transaction).
- Fees must be in dollar amounts.
- A value of \$0 is allowed.

Guidance:

Back-end transaction costs must be reported as an estimate at origination.

Response must be numeric

Below Market Interest Rate at Origination

(Column #)

Compliance Check

Report whether the project had a below market interest rate at origination.

Validations:

- **Mandatory field**

Response must be **YES** or **NO** or **NA**

Blended Interest Rate at Origination

(Column #)

Compliance Check

Report the blended interest rate in effect at origination.

Validations:

- **Conditionally required if [Below Market Interest Rate at Origination](#) = YES**
- When calculating the blended interest rate, users may treat equity investments as 0% interest loans
- Response must be > 0 AND <100
- Enter the percentage as a whole number (i.e. if the Blended Interest Rate is 2%, enter 2.0)

Response must be numeric up to 3 decimal places

Comparable Blended Interest Rate at Origination

(Column #)

Report the comparable market rate at origination that the Allocatee used as a benchmark to determine that the project has a below market interest rate.

Validations:

- **Conditionally required if [Below Market Interest Rate at Origination](#) = YES**
- Enter the percentage as a whole number (i.e. if the Blended Interest Rate is 2%, enter 2.0)
- Comparable Blended Interest Rate at Origination **must** be greater than [Blended Interest Rate at Origination](#) AND ≤ 100

Response must be numeric up to 3 decimal places

Lower than Standard Origination Fees

(Column BT)

Compliance Check

Report whether the project has lower than standard origination fees.

Validations:

- **Mandatory field**

Response must be **YES** or **NO**

Standard Origination Fees (Project)

(Column BU)

Report the comparable market origination fees that the Allocatee used as benchmark to determine that the project has lower than standard origination fees.

Validations:

- **Conditionally required if [Lower than Standard Origination Fees](#) = YES**
- Value must be > 0 and \leq Total Original Loan Amount (at Project level)

Response must be in dollars up to 3 decimal places

<h2 style="margin: 0;">Higher than Standard Loan to Value Ratio</h2> <p style="text-align: right; margin: 0;"><i>(Column BV)</i></p> <p style="margin: 0;"><u>Compliance Check</u></p> <p style="margin: 0;">Report whether the project has a higher than standard loan to value ratio.</p> <p style="margin: 0;">Validations:</p> <ul style="list-style-type: none"> ● Mandatory field
Response must be YES or NO

<h2 style="margin: 0;">Standard Loan to Value Ratio</h2> <p style="text-align: right; margin: 0;"><i>(Column BW)</i></p> <p style="margin: 0;">Report the comparable market loan to value ratio that the Allocatee used as benchmark to determine that the project has higher than standard loan to value ratio.</p> <p style="margin: 0;">Validations:</p> <ul style="list-style-type: none"> ● Conditionally required if Higher than Standard Loan to Value Ratio = YES ● Enter the percentage as a whole number (i.e. if 2%, enter 2.0) ● Value must be > 0 AND less than the Loan-to-Value Ratio
Response must be numeric up to 3 decimal places

<h2 style="margin: 0;">More Flexible Borrower Credit Standards</h2> <p style="text-align: right; margin: 0;"><i>(Column BX)</i></p> <p style="margin: 0;"><u>Compliance Check</u></p> <p style="margin: 0;">Report whether the project has more flexible borrower credit standards.</p> <p style="margin: 0;">Validations:</p> <ul style="list-style-type: none"> ● Mandatory field
Response must be YES or NO

<h2 style="margin: 0;">Lower than Standard Debt Service Coverage Ratio</h2> <p style="text-align: right; margin: 0;"><i>(Column BY)</i></p> <p style="margin: 0;"><i>Lower than Standard Debt Service Ratio</i></p> <p style="margin: 0;"><u>Compliance Check</u></p> <p style="margin: 0;">Report whether the project has a lower than standard debt service coverage ratio.</p> <p style="margin: 0;">Validations:</p> <ul style="list-style-type: none"> ● Mandatory field
Response must be YES or NO

Standard Debt Service Coverage Ratio

(Column BZ)

Report the comparable market debt service coverage ratio that the Allocatee used as benchmark to determine that the project has a lower than standard debt service coverage ratio.

Validations:

- **Conditionally required if [Lower than Standard Debt Service Coverage Ratio](#) = YES**
- Must be expressed as a ratio (e.g. if response is 150%, enter 1.5)
- Value must be greater than the Projected Debt Service Coverage Ratio AND ≤ 5

Response must be numeric up to 3 decimal places

Lower than Standard Loan Loss Reserve Requirement

Lower than Standard Loan Loss Req

(Column CA)

Compliance Check

Report whether the project has a lower than standard loan loss reserve requirement.

Validations:

- **Mandatory field**

Response must be **YES** or **NO**

Standard Loan Loss Reserve Requirement

(Column CB)

Report the comparable standard loan loss reserve requirement that the Allocatee used as benchmark to determine that the project has a lower than standard debt service coverage ratio.

Validations:

- **Conditionally required if [Lower than Standard Loan Loss Reserve Requirement](#) = YES**
- Enter the percentage as a whole number (i.e. if 25%, enter 25.0)
- Value must be greater than the Loan-Loss-Reserve Requirement AND ≤ 100

Response must be numeric up to 3 decimal places

Poverty Rates Greater than 25% but less than or equal to 30%

Poverty Rates Greater > 25% and < 30%

(Column CC)

Compliance Check

Poverty Rates Greater than 25% but less than or equal to 30%.

Validations:

- **Mandatory field**

Response must be **YES**, **NO** or **NA**

Poverty Rates Greater than 30%

(Column CD)

Compliance Check

Poverty Rates Greater than 30%

Validations:

- **Mandatory field**

Response must be **YES**, **NO** or **NA**

Median Income Less than or Equal to 60% of Area Median Income

Median Income Rates \leq 60% of Area Median Income

(Column CE)

Compliance Check

If located within a Non-Metropolitan area, median family income does not exceed 60% of statewide median family income or if located within a Metropolitan Area, median family income does not exceed 60% of the statewide median family income or the metropolitan area median family income.

Validations:

- **Mandatory field**

Response must be **YES**, **NO** or **NA**

Median Income Greater than 60% of Area Median Income but less than 70%

Median Income 60-70% Area Median Income

(Column CF)

Compliance Check

If located within a non-metropolitan area, median family income is greater than 60% but less than 70% of statewide median family income or if located within a metropolitan area, median family income greater than 60% but less than or equal to 70% of the statewide median family income or the metropolitan area median family income.

Validations:

- **Mandatory field**

Response must be **YES, NO** or **NA**

Unemployment rates equal to or greater than 1.25 but less than 1.5 times the national average

Unemployment rates 1.25 – 1.5 Nation AVG

(Column CG)

Compliance Check

Unemployment rates equal to or greater than 1.25 but less than 1.5 times the national average.

Validations:

- **Mandatory field**

Response must be **YES, NO** or **NA**

Unemployment rates at least 1.5 times the national average

Unemployment rates equal 1.5X national average

(Column CH)

Compliance Check

Unemployment rates at least 1.5 times the national average.

Validations:

- **Mandatory field**

Response must be **YES, NO** or **NA**

<h2 style="margin: 0;">Designated for Redevelopment</h2> <p style="text-align: right; margin: 0;"><i>(Column CI)</i></p> <p style="margin: 0;"><u>Compliance Check</u></p> <p style="margin: 0;">Designated for redevelopment by a governmental agency.</p>
<p>Validations:</p> <ul style="list-style-type: none"> ● Mandatory field
Response must be YES, NO or NA

<h2 style="margin: 0;">Designated EZ, EC, or RC</h2> <p style="text-align: right; margin: 0;"><i>(Column CJ)</i></p> <p style="margin: 0;"><u>Compliance Check</u></p> <p style="margin: 0;">Federally designated Empowerment Zone, Enterprise Communities, or Renewal Communities.</p>
<p>Validations:</p> <ul style="list-style-type: none"> ● Mandatory field
Response must be YES, NO or NA

<h2 style="margin: 0;">SBA Designated HUB Zone</h2> <p style="text-align: right; margin: 0;"><i>(Column CK)</i></p> <p style="margin: 0;"><u>Compliance Check</u></p> <p style="margin: 0;">U.S. Small Business Administration (SBA) designated HUB Zones, to the extent that the QLICI’s will support businesses that obtain HUB Zone certification from the SBA.</p>
<p>Validations:</p> <ul style="list-style-type: none"> ● Mandatory field ● <u>Round 1 and Round 2 Allocatees</u> – For a project to qualify as an eligible AHD under this criterion, the project must only be located in an SBA designated HUB Zone. ● <u>Round 3, Allocatees and all Allocatees thereafter</u> – For a project to qualify as an eligible AHD under this criteria, the project must be located in an SBA designated HUB Zone and the QLICIs support businesses that obtain HUB Zone certification from the SBA.
Response must be YES, NO or NA

Designated Native American or Alaska Native Area, Hawaiian Homeland, or Redevelopment Area by Tribe or Other Authority

Designated Native American

(Column CL)

Compliance Check

Federally designated as Native American or Alaskan areas, Hawaiian Homelands, or redevelopment areas by the appropriate tribal or other authority.

Validations:

- **Mandatory field**

Response must be **YES, NO** or **NA**

Brownfield Redevelopment Area

(Column CM)

Compliance Check

Federally designated Brownfields redevelopment areas.

Validations:

- **Mandatory field**

Response must be **YES, NO** or **NA**

Encompassed by HOPE VI Redevelopment Plan

(Column CN)

Compliance Check

Validations:

- **Mandatory field**

Response must be **YES, NO** or **NA**

Located in a Hot Zone

(Column CO)

Compliance Check

Located in a Hot Zone. This is defined as geographic areas designated by the Fund as having greater levels of economic distress.

Validations:

- **Mandatory field**
- **Must be NO or NA if *Date Originated* is after 12/31/12**

Response must be **YES, NO** or **NA**

Appalachian Regional Commission or Delta Regional Authority

Appalachian Commission/Delta Authority

(Column CP)

Compliance Check

Areas designated as distressed by the Appalachian Regional Commission or Delta Regional Authority.

Validations:

- **Mandatory field**

Response must be **YES, NO** or **NA**

Colonias

(Column CQ)

Compliance Check

Areas as designated by the U.S. Department of Housing and Urban Development.

Validations:

- **Mandatory field**

Response must be **YES, NO** or **NA**

Medically Underserved Area

(Column CR)

Compliance Check

Federally designated medically underserved areas, to the extent that QLICI activities will support health related services.

Validations:

- **Mandatory field**

Response must be **YES, NO** or **NA**

TIF District or Enterprise Zone Program

(Column CS)

Compliance Check

Federally designated Opportunity Zones, Promise Zones, Impacted Coal Counties, base realignment and closure areas, State Enterprise Zone programs, or other similar state/local programs targeted towards particularly economically distressed communities.

Validations:

- **Mandatory field**
- TIF District or Enterprise Zone Program ≠ [Designated for Redevelopment](#)

Response must be **YES, NO** or **NA**

High Migration Rural County

(Column CT)

Compliance Check

Validations:

- **Mandatory field**

Response must be **YES, NO** or **NA**

Non-Metropolitan Census Tract

(Column CU)

Compliance Check

Validations:

- **Mandatory field**

Response must be **YES, NO** or **NA**

FEMA

(Column CV)

Compliance Check

Counties for which the Federal Emergency Management Agency (FEMA) has (a) issued a “major disaster declaration” since July 15, 2005; and (b) made a determination that such County is eligible for both “individual and public assistance;” provided that, for areas not located within the GO Zone, the initial project investment was made within 24 months (or as specified by the Allocation Agreement) of the disaster declaration.

Validations:

- **Mandatory field**

Response must be **YES, NO** or **NA**

TAA Program

(Column CW)

Compliance Check

Businesses certified by the Department of Commerce as eligible for assistance under the Trade Adjustment Assistance for Firms (TAA) Program.

Validations:

- **Mandatory field**

Response must be **YES, NO** or **NA**

Food Desert

(Column CX)

Compliance Check

A Low-Income census tract where a substantial number or share of residents has low access to a supermarket or large grocery store. Census tracts qualify as food deserts if they meet low-income and low-access thresholds established by the USDA and can be found using the Food Access Research Atlas at <http://www.ers.usda.gov/data-products/food-access-research-atlas.aspx>. **Note:** This option may only be selected to the extent QLICI activities will increase access to healthy food.

Validations:

- **Mandatory field**

Response must be **YES, NO** or **NA**

Targeted Populations

(Column CY)

Compliance Check

As permitted by IRS and related CDFI Fund guidance materials, projects serving Targeted Populations to the extent that: (a) such projects are 60 percent owned by Low-Income Persons (LIPs); or (b) at least 60 percent of employees are LIPs; or (c) at least 60 percent of customers are LIPs.

Validations:

- **Mandatory field**

Response must be **YES**, **NO** or **NA**

Other Areas of Higher Distress

(Column CZ)

Compliance Check

Report any responses applicable to the transaction in the same text as appears in the Allocation Agreement. In addition to the Standard List outlined above, some Allocations may have additional targeted areas approved in their Allocation Agreement.

Validations:

- **Mandatory field**

Response must be **YES**, **NO** or **NA**

TLR Address

The CDFI Fund requires that Organizations confirm that all addresses are geocodable with a new Esri verification process. If users enter an incorrect address, the new ESRI address verification process will send an error message informing users of the address accuracy score and a possible alternative to the entered address. Users will be required to correct and re-enter the address or an alternative location indicator. (Please see image below.)

Error Row	Unique ID	Error Message	Field	Actions
6		Invalid Investee Address - please check the Address and try again score: 96.340000000000003	Investee Street Address Line 1 <input type="text" value="3335 Landingview Road"/> Investee City <input type="text" value="Liburn"/> Investee State <input type="text" value="GA"/> Investee Zip Code <input type="text" value="21044"/>	<input type="button" value="Update Field"/> <input type="button" value="Remove Row"/>
7		Invalid Project Address: If the address is correct, please update the address to exactly match the ESRI result. If the ESRI returned address is not desired, please use a different address or replace it with just the XY coordinates. Address: 12221 Little Patuxent Pkwy, Columbia, MD, 21044	Project Street Address Line 1 <input type="text" value="12221 Little Patuxent Parkw"/> Project City <input type="text" value="Columbia"/> Project State <input type="text" value="TX"/> Project Zip Code <input type="text" value="21044"/>	<input type="button" value="Update Field"/> <input type="button" value="Remove Row"/>

X,Y Coordinates – specify an exact geographic location using longitude and latitude. X,Y Coordinates must not be rounded, and AMIS requires that both the coordinates be reported to five (5) decimal points. The latitude and longitude can be found using a variety of tools such as a GPS, an address locator, or a map-based tool.

Example:

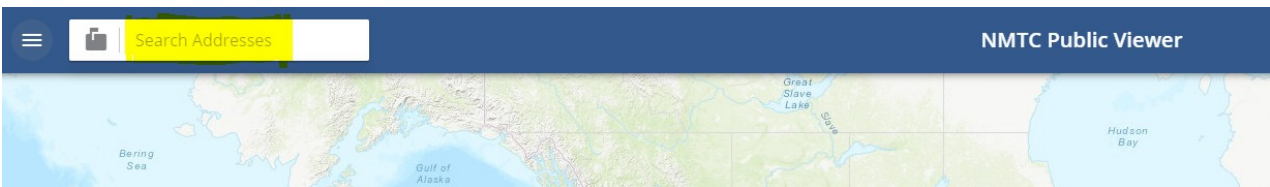
X Coordinate (Longitude, typically displayed as negative for continental US locations): **-77.04201**

Y Coordinate (Latitude, typically displayed as positive for continental US locations): **38.90397**

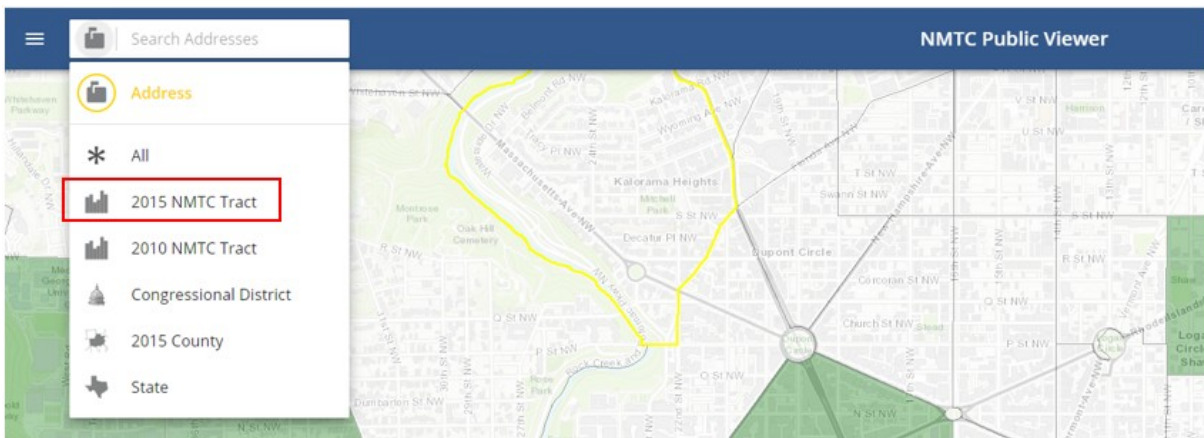
How to find a FIPS code and census tract data:

The CDFI Fund offers the following guidance for obtaining a Federal Information Processing Standard (FIPS) code and/or maps for addresses that cannot be validated in CIMS:

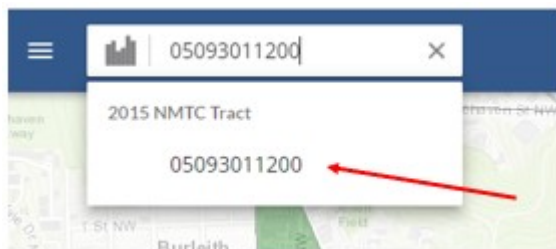
1. Log in and open the CDFI Information Mapping System (CIMS)
<https://www.cdfifund.gov/mapping-system>.
2. On the CIMS landing page that opens, under the Accessing the Mapping Software section, click on the button that says ‘Public.’
3. On the next page that opens, choose the button labeled ‘NMTC.’
4. By default, a map displays with a search box asking for an address—highlighted yellow in the screenshot below.



5. Click on the mailbox icon to the left of the search box. This will display a list of search options.



6. Select the ‘2015 NMTC Tract’ option and enter the 11 digit FIPS code you are looking for.
7. Press “Enter” on your keyboard.
8. Select the FIPS code that displays under the search box.



9. CIMS will display a map and characteristics of the selected FIPS. Note that you may need to open the left-hand navigation (three-line icon to the left of the search box) and click on the “Details” tab to see

Project Number

(Column B)

Compliance Check

Report the project number for each address that was previously input in Project Number column on the Notes-Investment tab: Column A.

Validations:

- **Mandatory Field (System will automatically populate the number of the associated TLR Project)**
- Project Number **must** match a Project Number reported on the Notes-Investment tab.

Response must be numeric - up to 8 digits

Multi-CDE Project Number

(Column C)

Report the Multi-CDE Project Number that was assigned to the project. Use the lookup function to identify and report the Multi-CDE Project ID associated with the project.

Validations:

- **Conditionally Required** if the TLR Project that the TLR Address is being entered for is part of a Multi-CDE Project.
- Additional guidance can be found in the Multi-CDE section of AMIS.
- Response must be a valid project number generated by AMIS under the Multi-CDE Project section.
- Use the lookup icon to view a list of Multi-CDE Projects associated with the organization that the TLR Project can be linked to.

Investee Street Address Line 1

(Column D)

Compliance Check

Report the address for the investee/borrower.

Validations:

- Field is Mandatory unless one of the following two conditions are met:
 - Investee Longitude and Latitude are populated; OR
 - The Investee State is a US territory—Puerto Rico (PR), America Samoa (AS), Guam (GU), the Commonwealth of the Northern Mariana Islands (MP) or the United States Virgin Island (VI), in which case the Investee Address Line 1 MUST NOT be entered.
- No Post Office Boxes or Rural Routes

Response must be text

Investee Street Address Line 2

(Column E)

Report the second line of the investee's street address, if necessary.

Validations:

- **Optional Field**
- No Post Office Boxes or Rural Routes

Response must be text

Investee City

(Column F)

Compliance Check

Report the investee's city.

Validations:

- Field is Mandatory unless one of the following two conditions are met:
 - Investee Longitude and Latitude are populated; OR
 - The Investee State is a US territory—Puerto Rico (PR), America Samoa (AS), Guam (GU), the Commonwealth of the Northern Mariana Islands (MP) or the United States Virgin Island (VI), in which case the Investee City MUST NOT be entered.

Response must be text

Investee State

(Column G)

Compliance Check

Report the two-letter state abbreviation. If the location is one of the following US Territories, include the two-letter abbreviations for that territory—Puerto Rico (PR), America Samoa (AS), Guam (GU), the Commonwealth of the Northern Mariana Islands (MP) or the United States Virgin Island (VI).

Validations:

- **Mandatory Field**

Response must be text

Investee Zip Code

(Column H)

Compliance Check

Report the five-digit zip code.

Validations:

- Field is Mandatory unless one of the following two conditions are met:
 - Investee Longitude and Latitude are populated; OR
 - The Investee State is a US territory—Puerto Rico (PR), America Samoa (AS), Guam (GU), the Commonwealth of the Northern Mariana Islands (MP) or the United States Virgin Island (VI), in which case the Investee Zip Code MUST NOT be entered.

Response must be numeric

Investee Zip Code +4

(Column I)

Compliance Check

Report the four-digit zip code extension

Validations:

- **Optional Field**

Response must be numeric

FIPS Code – refers to the 11-digit Federal Information Processing Standards codes. The FIPS Code is a combination of the State, County, and Tract Code. To find a FIPS Code visit: [Find FIPS code](#)

The results of the geocode system display as:

When entered into AMIS, FIPS Codes must appear as: **11001010700**

Street Address	1801 L ST NW	MSA/MD Code	47894
City Name	WASHINGTON	State Code	11
State Abbreviation	DC	County Code	001
Zip Code	20036	Tract Code	0107.00

As of June 25, 2014, AMIS has updated with the most recent census data. Please use the most current census information when obtaining and reporting FIPS Codes.

Investee FIPS Code

(Column J)

Report the investee's 11-digit FIPS Code.

Validations:

- **Optional Field**

Response must be numeric

Investee Longitude

(Column K)

Report the Investee Longitude.

Validations:

- **Conditionally required if primary address fields are not entered OR if location is within the five U.S. territories (i.e. Puerto Rico (PR), American Samoa (AS), Guam (GU), U.S. Virgin Islands (VI), or Northern Mariana Islands (MP)).**

Response must be numeric

Investee Latitude

(Column L)

Report the Investee Latitude.

Validations:

- **Conditionally required if primary address fields are not entered OR if location is within the five U.S. territories (i.e. Puerto Rico (PR), American Samoa (AS), Guam (GU), U.S. Virgin Islands (VI), or Northern Mariana Islands (MP)).**

Response must be numeric

Project Street Address Line 1

(Column M)

Compliance Check

Report the location of the business or other real estate for which the loan or investment is being used.

Validations:

- Field is Mandatory unless one of the following two conditions are met:
 - Project Longitude and Latitude are populated; OR
 - The Project State is a US territory—Puerto Rico (PR), America Samoa (AS), Guam (GU), the Commonwealth of the Northern Mariana Islands (MP) or the United States Virgin Island (VI), in which case the Project Street Address Line 1 MUST NOT be entered.
- No Post Office Boxes or Rural Routes

Response must be text

Project Street Address Line 2

(Column N)

Report the second line of the project's street address, if necessary.

Validations:

- **Optional Field**
- No Post Office Boxes or Rural Routes

Response must be text

Project City

(Column O)

Compliance Check

Report the project's city.

Validations:

- Field is Mandatory unless one of the following two conditions are met:
 - Project Longitude and Latitude are populated; OR
 - The Project State is a US territory—Puerto Rico (PR), America Samoa (AS), Guam (GU), the Commonwealth of the Northern Mariana Islands (MP) or the United States Virgin Island (VI), in which case the Project City MUST NOT be entered.

Response must be text

Project State

(Column P)

Compliance Check

Report the two-letter state abbreviation. If the location is one of the following US Territories, include the two-letter abbreviations for that territory—Puerto Rico (PR), America Samoa (AS), Guam (GU), the Commonwealth of the Northern Mariana Islands (MP) or the United States Virgin Island (VI).

Validations:

- **Mandatory Field**

Response must be text

Project Zip Code

(Column Q)

Compliance Check

Report the five-digit zip code.

Validations:

- Field is Mandatory unless one of the following two conditions are met:
 - Project Longitude and Latitude are populated; OR
 - The Project State is a US territory—Puerto Rico (PR), America Samoa (AS), Guam (GU), the Commonwealth of the Northern Mariana Islands (MP) or the United States Virgin Island (VI), in which case the Project Zip Code MUST NOT be entered.

Response must be numeric

Project Zip Code +4

(Column R)

Compliance Check

Report the four-digit zip code extension

Validations:

- **Optional Field**

Response must be numeric

Project FIPS Code	<i>(Column S)</i>
Report the project's 11-digit FIPS Code.	
Validations:	
<ul style="list-style-type: none"> ● Optional Field. 	
Response must be numeric	

Project Longitude	<i>(Column T)</i>
Report the Project Longitude.	
Validations:	
<ul style="list-style-type: none"> ● Conditionally required if primary address fields are not entered OR if location is within the five U.S. territories (i.e. Puerto Rico (PR), American Samoa (AS), Guam (GU), U.S. Virgin Islands (VI), or Northern Mariana Islands (MP). 	
Response must be numeric	

Project Latitude	<i>(Column U)</i>
Report the Project Latitude.	
Validations:	
<ul style="list-style-type: none"> ● Conditionally required if primary address fields are not entered OR if location is within the five U.S. territories (i.e. Puerto Rico (PR), American Samoa (AS), Guam (GU), U.S. Virgin Islands (VI), or Northern Mariana Islands (MP). 	
Response must be numeric	

Loan Source and Disbursements

The Loan Source section in AMIS collects data previously reported in the QEI Distribution Report in CIIS. This includes data related to the source of QLICI funds (i.e. QEIs/RQIs used and amount used from each QEI/RQI) and disbursement information (i.e. amount of disbursement(s) and date of disbursement(s)).

Loan Source information is required.

AMIS now allows the users to report Loan Source and Disbursements information via CSV and XML upload.

Various warnings and validations rules are built in to the Loan Source user interface in AMIS to ensure that loan source and disbursement data is entered accurately. In the case that a Loan Source is entered with inconsistent values, the user will not be able to save the data.

TLR NOTE ID

The system will auto-populate this field with the TLR Note ID of the TLR Note if one was previously selected. If this field is not prepopulated, the user will be required to look-up the TLR Note.

Validations:

- **Mandatory Field**
- Will auto-populate with the TLR Note number. If this field is not prepopulated, the user will be required to look-up the TLR Note.
- Once Loan Source data is saved, this field allows the users to easily navigate back to the associated TLR Note via the “TLR Note” field hyperlink.

Alphanumeric

Originator Transaction ID *Transaction Mandatory Info (Column B)*

Assign a unique Originator Transaction ID to track Financial Note.

Validations:

- **Mandatory Field**
- Each Originator Transaction ID must be **unique** to each financial note. Duplicate Originator Transaction ID's will cause errors in the file.
- Allocates **MUST** use the same Originator Transaction ID for each reporting period.
- Originator Transaction ID's can not contain any special characters such as, but not limited to, commas and exclamation points.

Response must be text - up to 20 characters

Revolving Loan *(Column C)*

Report if the Disbursement is made to a revolving loan or loan fund.

Validations:

- **Optional field**
- Checkbox for the user to mark when a loan is revolving.

Checkbox

Record Type of New Record *(Column D)*

Choose one of the pre-defined values below and indicate whether the Loan Source record type being reported is a QEI, RQI, or Other.

Validations:

- **Mandatory Field**

Please select one of the following:

1. QEI	QEI
2. RQI	RQI
3. Other	Other
Picklist Selection	

Disbursement Date *(Column E)*

Report the Disbursement date.

Validations:

- **Mandatory Field**

Format of mm/dd/yyyy

QEI Name *(Column F)*

Report the QEI that the Loan Source is associated with.

Validations:

- **Conditionally required:** If “QEI” was selected as the disbursement type
- QEI Identifier must be in the following format: QEI12345678 (“QEI” followed by eight numbers).

Lookup Field to QEIs

AMIS Number *(Column G)*

Report the Allocation if record type is RQI.

Validations:

- **Conditionally required based on the record type**

Lookup Field to AMIS Number on the Allocation object

New Loan Source and Disbursements: 1. QEI

Information

Scorecard <input type="text" value="Search NMCS Scorecards..."/>	* TLR Note ⓘ <input type="text" value="TLRN-00036758"/>
Revolving Loan ⓘ <input type="checkbox"/>	Last Certified Fiscal Year <input type="text"/>
* Disbursement Date ⓘ <input type="text"/>	Last Certified Date <input type="text"/>

Source Information

* QEI ⓘ <input type="text" value="Search QEIs..."/>	QEI Amount <input type="text"/>
* Source Amount ⓘ <input type="text"/>	Cumulative Total Source Amounts for QEI <input type="text"/>

Note: Click on the search icon to search for the QEI the Loan Source record is associated with.

New Loan Source and Disbursements: 2. RQI

Information

Scorecard	<input type="text" value="Search NMCS Scorecards..."/>	* Disbursement Date	<input type="text"/>
* TLR Note	<input type="text" value="TLRN-00034765"/>	Last Certified Fiscal Year	<input type="text"/>
Revolving Loan	<input type="checkbox"/>	Last Certified Date	<input type="text"/>

Source Information

* Allocation	<input type="text" value="Search Allocations..."/>
* Source Amount	<input type="text"/>

Note: Click on the search icon to search for the Allocation the Loan Source record is associated with.

Source Amount *(Column H)*

For each Loan Source, report the amount disbursed. The Source Amount represents the portion of the QEI or RQI used to fund the associated disbursement.

Validations:

- **Mandatory Field**
- Reported QEIs must be a valid QEI for the Allocatee in the Allocation and QEI Tracking module in AMIS.
- Reported Allocations containing the RQI must be a valid Allocation for the Allocatee Allocation and QEI Tracking module in AMIS.
- The sum of Source Amounts cannot exceed the Original Loan/Investment Amount.
- The Sum of Source Amounts for QEI Loan Source must not exceed the Total QEI Amount on the QEI Record.
- The Sum of Source Amounts for RQI Loan Source must not exceed the Total RQI Amount on the RQI Record.

Response Must Be Numeric