

COVER SHEET
CEQ 2025 02
Blaise Item-Level Specifications Report

Items contained in this report:

- R_IN
- Bhhros
- BFAQ
- BRespondent
- BStatus
- BProductDB
- BOccupationDB
- BAdmin
- BFRONT
- blkCase_Consent
- BCOVERAGE
- BContact
- BCONTROLCARD
- bCeintro
- SECT01
- BSECT02
- BSECT3
- SECT02B
- BSECT4
- BSECT5
- BSEC6PT
- BSECT7
- BSECT8
- BSECT9
- BSECT10
- BSECT11
- BSECT12
- BSECT13
- BSECT14
- BSECT15
- BSECT16
- BSECT17
- BSECT18
- BSECT19
- BSECT20
- BSECT21
- BSECT22
- BBACK
- BCHI

- FTIM_Fields
- NOTE_Fields
- RECCNT_Fields

Field

XXXX
XXXX

Description: Dummy field to set "Sponsor field length" column to 2 in SAS 9.2

Form Pane Label:

SAS Name:

Tag Name:

Inherited Universe:

Universe:

Universe Description:

Question Text:

Type: Classification

Length: 99

- Don't Know
- Refuse
- Empty

- On Input
- On Output

Array:

Instrument SAS Name: XXXX

Date Implemented (YYYY-MM-DD): XXXXXXXX

Laundry_List_Standards

Field

Laundry_List_Standards

Description: General Laundry List Standards

Form Pane Label:

SAS Name:

Tag Name:

Inherited Universe:

Universe:

Universe Description:

Question Text: ** Non Displayed **

Type: Classification

Length: 0

- Don't Know
- Refuse
- Empty

- On Input
- On Output

Array:

Special Instructions: NOTE: See attached document for general laundry list standards. (Sections 4c-d, 5, 6a-b, 7, 8a, 9a-b, 12a-b, 13b, 14b, 15a-b, 16, 17a, 19a-b)

Field

PreChart_Standards

PreChart_Standards

Description: General PreChart Standards

Form Pane Label:

SAS Name:

Tag Name:

Inherited Universe:

Universe:

Universe Description:

Question Text: ** Non Displayed **

Type: Classification

Length: 0

- Don't Know
- Refuse
- Empty

- On Input
- On Output

Array:

Special Instructions: NOTE: See attached document for general prechart standards.

GLOBAL_HELP

GLOBAL_HELP

Field

Description: Instrument Help File - UPDATE when F1 help changes

Form Pane Label:

SAS Name:

Tag Name:

Inherited Universe:

Universe:

Universe Description:

Question Text:

Type: Classification

Length: 0

- Don't Know
- Refuse
- Empty

- On Input
- On Output

Array:

Field

CASEID_IN_Info
CASEID_IN_Info

Description: Caseid.IN Information

Form Pane Label:

SAS Name:

Tag Name:

Inherited Universe:

Universe:

Universe Description:

Question Text: ** Non-Displayed Field ***

Type: Classification

Length: 0

- Don't Know
- Refuse
- Empty

- On Input
- On Output

Array:

Special Instructions: See attached file for information contained in the CASEID.IN script run by the instrument for reading data from case management into the instrument.

CASEID_OUT_Info

CASEID_OUT_Info

Field

Description: Caseid.OUT Information

Form Pane Label:

SAS Name:

Tag Name:

Inherited Universe:

Universe:

Universe Description:

Question Text: ** Not Displayed **

Type: Classification

Length: 0

- Don't Know
- Refuse
- Empty

- On Input
- On Output

Array:

Special Instructions: See attached file for information contained in the CASEID.OUT script run by the instrument for writing from the instrument to case management

Field

Spawning_Info

Spawning_Info

Description: Spawning documentation

Form Pane Label:

SAS Name:

Tag Name:

Inherited Universe:

Universe:

Universe Description:

Question Text:

Type: Classification

Length: 0

- Don't Know
- Refuse
- Empty

- On Input
- On Output

Array:

FUNCTION_KEYS

FUNCTION_KEYS

Field

Description: Key Assignment document

Form Pane Label:

SAS Name:

Tag Name:

Inherited Universe:

Universe:

Universe Description:

Question Text: ** Non Displayed **

Type: Classification

Length: 0

- Don't Know
- Refuse
- Empty

- On Input
- On Output

Array:

Special Instructions: NOTE: See attached document for function key assignments and Menu options

Field

STATUS_BAR
STATUS_BAR

Description: Items to display on the status bar

Form Pane Label:

SAS Name:

Tag Name:

Inherited Universe:

Universe:

Universe Description:

Question Text: **** Non Displayed ****

Type: Classification

Length: 0

- Don't Know
- Refuse
- Empty

- On Input
- On Output

Array:

Special Instructions: Display the following, in order, in the status bar:

CASEID

Tag Name

Time

Date

INTERVIEW NUMBER: ^INTNMBR

POP GROUP: ^POPGRP_fill

RESPONDENT NAME: ^RESPNAME

Blaise Page Number

8500_Input_Layouts

Field

8500_Input_Layouts

Description:

Form Pane Label:

SAS Name:

Tag Name:

Inherited Universe:

Universe:

Universe Description:

Question Text:

Type: Classification

Length: 0

- Don't Know
- Refuse
- Empty

- On Input
- On Output

Array:

Special Instructions: See attached document for the record type 8500 layouts

Field

Input_Setup_Specifications

Input_Setup_Specifications

Description: Setup Specifications

Form Pane Label:

SAS Name:

Tag Name:

Inherited Universe:

Universe:

Universe Description:

Question Text: ** See Attached **

Type: Classification

Length: 0

- Don't Know
- Refuse
- Empty

- On Input
- On Output

Array:

Special Instructions: See attached document for setup specifications

CREATE_RI_SCIF

CREATE_RI_SCIF

Field

Description: Specifications for creating the Reinterview SCIF from the CEQ data.

Form Pane Label:

SAS Name:

Tag Name:

Inherited Universe:

Universe:

Universe Description:

Question Text:

Type: Classification

Length: 0

- Don't Know
- Refuse
- Empty

- On Input
- On Output

Array:

Field

CARIFile_Name_Info
CARIFile_Name_Info

Description:

Form Pane Label:

SAS Name:

Tag Name:

Inherited Universe:

Universe:

Universe Description:

Question Text:

Type: Open

Length: 100

- Don't Know
- Refuse
- Empty

- On Input
- On Output

Array:

Special Instructions: FPrimary : Case ID

Mode : 0 CAPI

Site : RO Code

USERID : FRs James Bond

CARI_LanguageFlag : 1 = English 2 = Spanish

INTMETH : Interview method, 1=Person, 2=Over the phone

LNO :Hard code last two digists to 00 since CEQ does not have a LNO variable
(Household level)

CARIFIELDS

CARIFIELDS

Field

Description: Questions to be recorded

Form Pane Label:

SAS Name:

Tag Name:

Inherited Universe:

Universe:

Universe Description:

Question Text:

Type: Classification

Length: 0

- Don't Know
- Refuse
- Empty

- On Input
- On Output

Array:

Special Instructions: See attached excel file for the variables to be recorded

NOTE: Bcase_Consent.CARICON_HH and Resp.CARICON are included in the table so the Blaise automation program knows how to setup the consent questions in the automation tool. If consent is YES, then CARICON_HH will be recorded (along with Resp.CARICON if respondent changed), like the rest of the variables. If consent is No, they will be removed in that session like all the other variables.

Field

CARI_Recording_Rules
 CARI_Recording_Rules

Description: Description on when recording are saved and when they are not

Form Pane Label:

SAS Name:

Tag Name:

Inherited Universe:

Universe:

Universe Description:

Question Text: CARI is handled at the "Session level". A session refers to one time into and out of a case.

As we know, FRs enter in and leave cases multiple times.

Session Scenario

CARI Files Result

CARI Consent = No for entire session produced

No CARI files

CARI Consent = Yes for entire session (if conditions met)

CARI Files produced

Initial Consent = "No", Later changed to "Yes" produced for questions asked when consent = No.

No CARI files

for questions asked when Consent = Yes

CARI files produced

(if conditions met).

Initial Consent = "Yes", Later changed to "No" produced for this session.

No CARI files are

software "sees" Consent = "No" and will not

The Blaise

sound/"image" files for anything that may

create final

previously captured in session. The is not

have been

Authoring team programmed. This is the

something the

thinking is respondent changed mind and

behavior. The

therefore no

recording should be kept.

First Session, Consent = Yes, 2nd session Consent = No saved for first session.

Files are created and

No Files are created

for second session

First Session, Consent = No, 2nd session Consent = Yes

No Files are created

for first session.

Files are created and

saved for second session

First Session, Consent = Yes, 2nd session Consent = Yes Files are created and saved for both sessions

Type: Classification
Length: 0

- Don't Know
- Refuse
- Empty

- On Input
- On Output

Array:

Special Instructions: EMAIL From Rob Wallace:

The "Official" document I have is from 2014 and states the following regarding collecting recordings:

Informed Consent: Proper informed consent shall be obtained from all individuals, including employees, whose voice and/or likeness is to be included in an audio or video recording.

Respondents must be informed that the interview may be recorded and their verbal or written

consent obtained. If verbal consent is used, it must be recorded. If a written consent form is

used for respondents, the form must be approved by the Policy Coordination Office.

This does not get into specifics about contacting the same respondent in the future and whether consent has to be re-asked.

The way this was interpreted and implemented by TMO and ACSO (at the time) was that Consent needs to be asked every time the FR re-enters the case. This was probably done on the side of caution to make sure we would not get into any legal trouble if a respondent changed their mind and somehow it was discovered they have been recorded. It also makes some sense. Who knows what environment the interview is being conducted in. Maybe the one visit the respondent was fine with recording and the next visit their kids are around and the respondent doesn't want anything recorded? I think it works that way for businesses as well. If you call for help, they indicate parts of the call may be recorded. If you call back, they say the same thing. They don't filter out that statement because the same person called 2

weeks ago.

In short, it's the right thing to do. Let the sponsor verify again they are good with being recorded.

I discussed this with Tom and John Studds and they agree with the approach implemented.

If the sponsors really want to stray from this, I think you would need to contact legal/Policy/Privacy and get them to clearly state somewhere that consent is only needed once and never again when you are recording respondents - whether 2 days, 2 weeks or 2 months later.

CTRLNUM

Field

CTRLNUM

Description: Census Control ID Number

Form Pane Label:

SAS Name:

Tag Name:

Inherited Universe:

Universe:

Universe Description:

Question Text:

Type: String

Length: 24

- Don't Know
- Refuse
- Empty

- On Input
- On Output

Array:

Special Instructions: Control number is defined as follows:

Positions 1-2: Survey Code
Positions 3-4: PSU ST
Positions 5-7: PSU CO
Positions 8: Frame
Positions 9-11: Sample
Positions 12-15: Sequence # 1
Positions 16-17: Sequence # 2
Positions 18-20: HH/CU identifier
Positions 21-24 spinoff indicator

Instrument SAS Name: CTRLNUM

Destination Data Set: FMLY

Sponsor Field Type: C

Report Section: FRONT

R_IN
R_IN

Block

Description:

Tab Name:
Fly Over Name:
Universe Type:

Inherited Universe:

Universe:

Universe Description:

Array:

Block Instructions:

Field

MAXCUNUM
MAXCUNUM

Description: Highest CU assigned

Form Pane Label:

SAS Name:

Tag Name: MAXCUNUM

Inherited Universe:

Universe:

Universe Description:

Question Text: ** VARIABLE NEEDED FOR PROCESSING **

Type: String

Length: 2

- Don't Know
- Refuse
- Empty

- On Input
- On Output

Array:

Special Instructions: Values: 1-50

Instrument SAS Name: MAXCUNUM

Destination Data Set: FMIS

Sponsor Field Type: C

Report Section: COVERAGE

CUNUMBER

CUNUMBER

Field

Description: Consumer Unit Number

Form Pane Label:

SAS Name: CU_NUM

Tag Name:

Inherited Universe:

Universe:

Universe Description:

Question Text:

Type: String

Length: 2

- Don't Know
- Refuse
- Empty

- On Input
- On Output

Array:

Special Instructions: Values: 01-99

Instrument SAS Name: CUNUMBER

Destination Data Set: FMLY

Sponsor Field Type: C

Report Section: COVERAGE

Field

REPLACE
REPLACE

Description: Flag to indicate if the case is a newly created replacement household case.

Form Pane Label:

SAS Name:

Tag Name:

Inherited Universe:

Universe:

Universe Description:

Question Text:

Type: Enumerated

Length: 1

Answer List: TYesNo

Value:	Mnemonic:	Description:
1	Yes	Yes
2	No	No

- Don't Know
- Refuse
- Empty

- On Input
- On Output

Store Instructions: IF the 3rd position of the CASEID is R then set REPLACE = 1
ELSE set REPLACE = 2

Array:

Special Instructions: Valid Values: 1 = Yes, this is a newly created replacement case
2 = Not a replacement case

Instrument SAS Name: REPLACE

Bhhros

Bhhros

Block

Description: Show HH roster

Tab Name: ros

Fly Over Name: ros - Persons roster

Universe Type: lf

Inherited Universe:

Universe: Shift - F1 is pressed

Universe Description:

Array:

Block Instructions:

Field

H_HHROS
H_HHROS

Description: F1 ref screen

Form Pane Label: household st

SAS Name:

Tag Name: H_HHROS

Inherited Universe:

Universe: Shift - F1 key is pressed

Universe Description:

Question Text: RESP LN NAME

MEMBER RELATIONSHIP CU SEX AGE

Type: Enumerated

Length: 1

Answer List: TContinue

Value:	Mnemonic:	Description:
1	Continue	Enter 1 to Continue

- Don't Know
- Refuse
- Empty

- On Input
- On Output

Array:

Special Instructions: 1. Display the household/CU roster

2. This screen is a reference screen accessed by the Shift-F1 key. (It will be its own parallel block.)

Skip Instructions: Return to interview

Report Section: FRONT

BFAQ

BFAQ

Block

Description: Frequently Asked Questions

Tab Name: FAQ

Fly Over Name: Frequently Asked Questions

Universe Type: If

Inherited Universe:

Universe: Shift-F2 is pressed

Universe Description:

Array:

Block Instructions:

Field

H_PURPOSE
H_PURPOSE

Description: faq ref screen

Form Pane Label: FAQ

SAS Name:

Tag Name: H_PURPOSE

Inherited Universe:

Universe: Shift - F2 key is pressed

Universe Description:

Question Text: ✦ FREQUENTLY ASKED QUESTIONS

Type: Enumerated

Length: 1

Answer List: TFAQ

Value:	Mnemonic:	Description:
1	All_about	What is this survey all about?
2	Who_uses	Who uses this information? What good is it?
3	Collected	How is the data collected? How many times will I be interviewed?
4	Protect	I hesitate to tell some things about myself, what protection do I have?
5	Authorized	Is this survey authorized by law?
6	Proceed	Proceed with the interview

- Don't Know
- Refuse
- Empty

- On Input
- On Output

Array:

Special Instructions: This screen is a reference screen accessed by the Shift-F2 key. (It will be its own parallel block.)

Skip Instructions: 1: Goto H_PURPOSE1
2: Goto H_PURPOSE2

- 3: Goto H_PURPOSE3
- 4: Goto H_PURPOSE4
- 5: Goto H_PURPOSE5
- 6: Return to interivew

Destination Data Set: FRONT

Report Section: FRONT

Field

H_PURPOSE1
H_PURPOSE1

Description: What is this survey all about?

Form Pane Label: FAQ 1

SAS Name:

Tag Name: H_PURPOSE1

Inherited Universe:

Universe: H_PURPOSE = 1

Universe Description:

Question Text: * WHAT IS THIS SURVEY ALL ABOUT?

The Consumer Expenditure Survey collects information from the Nation's households and families their buying habits (expenditures), income, and characteristics. The strength of the survey is that it allows data users to relate the expenditure and income of consumers to the characteristics of those consumers.

Type: Enumerated

Length: 1

Answer List: TContinue

Value:	Mnemonic:	Description:
1	Continue	Enter 1 to Continue

- Don't Know
- Refuse
- Empty

- On Input
- On Output

Array:

Skip Instructions: Return to interview

Destination Data Set: FRONT

Report Section: FRONT

Field

H_PURPOSE2
 H_PURPOSE2

Description: Who Uses this Information? What good is it?

Form Pane Label: FAQ 2

SAS Name:

Tag Name: H_PURPOSE2

Inherited Universe:

Universe: H_PURPOSE = 2

Universe Description:

Question Text: * WHO USES THIS INFORMATION? WHAT GOOD IS IT?

Data from the Consumer Expenditure Survey are used in a number of different ways by a variety of users. An important use of the survey by the Bureau of Labor Statistics is for the periodic revisions of the Consumer Price Index (CPI). Survey results are used to select new market basket of goods and services for the CPI, to determine the relative importance of CPI components and to derive new cost weights for the market basket. Government and private agencies use the data to study the welfare of particular segments of the population. Economic policymakers use the data to study the impact of policy changes in the welfare of different socioeconomic groups. Researchers use the data in a variety of studies, including those that focus on the spending behavior of different family types and historical spending trends.

Type: Enumerated

Length: 1

Answer List: TContinue

Value:	Mnemonic:	Description:
1	Continue	Enter 1 to Continue

- Don't Know
- Refuse
- Empty

- On Input
- On Output

Array:

Skip Instructions: Return to interview

Destination Data Set: FRONT

Report Section: FRONT

Field

H_PURPOSE3
H_PURPOSE3

Description: How is the data collected?

Form Pane Label: FAQ 3

SAS Name:

Tag Name: H_PURPOSE3

Inherited Universe:

Universe: H_PURPOSE = 3

Universe Description:

Question Text: * [HOW IS THE DATA COLLECTED?](#)
 [HOW MANY TIMES WILL I BE INTERVIEWED?](#)

Data collection is carried out by the Bureau of the Census. In the Interview Survey, each consumer unit is interviewed every 3 months over 4 calendar quarters. In the initial interview, information is collected on demographic and family characteristics. Expenditure information is then collected over four quarterly interviews using uniform questionnaires. In the fourth interview, a supplement is used to account for changes in assets and liabilities.

Type: Enumerated

Length: 1

Answer List: TContinue

Value:	Mnemonic:	Description:
1	Continue	Enter 1 to Continue

- Don't Know
- Refuse
- Empty

- On Input
- On Output

Array:

Skip Instructions: Return to interview

Destination Data Set: FRONT

Report Section: FRONT

Field

H_PURPOSE4
H_PURPOSE4

Description: What protection do I have?

Form Pane Label: FAQ 4

SAS Name:

Tag Name: H_PURPOSE4

Inherited Universe:

Universe: H_PURPOSE = 4

Universe Description:

Question Text: * I HESITATE TO TELL SOME THINGS ABOUT MYSELF.
WHAT PROTECTION DO I HAVE?

The information that respondents provide is used solely for statistical purposes.

All Census Bureau data collectors take an oath of confidentiality and are subject

to fines and imprisonment for improperly disclosing information provided by respondents. Names and addresses are removed from all forms and that information

is not released as part of any statistical data.

Type: Enumerated

Length: 1

Answer List: TContinue

Value:	Mnemonic:	Description:
1	Continue	Enter 1 to Continue

- Don't Know
- Refuse
- Empty

- On Input
- On Output

Array:

Skip Instructions: Return to interview

Destination Data Set: FRONT

Report Section: FRONT

Field

H_PURPOSE5
H_PURPOSE5

Description: Is this survey authorized by law?

Form Pane Label: FAQ 5

SAS Name:

Tag Name: H_PURPOSE5

Inherited Universe:

Universe: H_PURPOSE = 5

Universe Description:

Question Text: ♦ IS THIS SURVEY AUTHORIZED BY LAW?

The Bureau of Labor Statistics conducts the Consumer Expenditure Survey under the authority of Title 29 of the U.S. Code. Congress authorizes the financial support for the CE survey through Public Laws 94-439 and 95-205. The Bureau of the Census collects the CE data under the authority of Title 13, U.S. Code, Section 8b, which allows the Census Bureau to undertake surveys for other government agencies. Participation in the survey is voluntary. Under Title 13, the Census Bureau holds all information in strict confidence. We will not release information reported in the survey which would permit the identification of a household or any of its members to anyone outside of the Census Bureau.

Type: Enumerated

Length: 1

Answer List: TContinue

Value:	Mnemonic:	Description:
1	Continue	Enter 1 to Continue

- Don't Know
- Refuse
- Empty

- On Input
- On Output

Array:

Skip Instructions: Return to interview

Destination Data Set: FRONT

Report Section: FRONT

Block

BRespondent
BRespondent

Description: Change respondent

Tab Name: Crp

Fly Over Name: Crp - Current Respondent

Universe Type: If

Inherited Universe:

Universe: Shift - F9 is pressed

Universe Description:

Array:

Block Instructions:

HRESPONDENT

HRESPONDENT

Field

Description: Change respondent

Form Pane Label: Respondent

SAS Name:

Tag Name: HRESPONDENT

Inherited Universe:

Universe: Shift-F9 key is pressed

Universe Description:

Question Text: * Ask if necessary:

With whom am I speaking?

[Enter line number](#)

[95. For proxy respondent](#)

Type: Enumerated

Length: 2

Answer List: THHRESP

Value:	Mnemonic:	Description:
1	no1	NameOnly[1]
2	no2	NameOnly[2]
3	no3	NameOnly[3]
4	no4	NameOnly[4]
5	no5	NameOnly[5]
6	no6	NameOnly[6]
7	no7	NameOnly[7]
8	no8	NameOnly[8]
9	no9	NameOnly[9]
10	no10	NameOnly[10]
11	no11	NameOnly[11]
12	no12	NameOnly[12]
13	no13	NameOnly[13]
14	no14	NameOnly[14]

15	no15	NameOnly[15]
16	no16	NameOnly[16]
17	no17	NameOnly[17]
18	no18	NameOnly[18]
19	no19	NameOnly[19]
20	no20	NameOnly[20]
21	no21	NameOnly[21]
22	no22	NameOnly[22]
23	no23	NameOnly[23]
24	no24	NameOnly[24]
25	no25	NameOnly[25]
26	no26	NameOnly[26]
27	no27	NameOnly[27]
28	no28	NameOnly[28]
29	no29	NameOnly[29]
30	no30	NameOnly[30]
95	n95	Proxy Respondent

- Don't Know
- Refuse
- Empty

- On Input
- On Output

Store Instructions: Store HRESPONDENT in RESPLINE.
Store name(RESPLINE) in RESPNAME
IF 95 is entered, store 95 in RESPLINE and
"PROXY RESPONDENT" in RESPNAME.

Array:

- Special Instructions:**
1. Do not allow an entry of a deleted person (Membstat = 1 or perstat = 99 or perstat = 7), non-household member (hh_MEM is 2 or membstat = 5), deceased person (MEMBSTAT = 3 or PERSTAT = 8) OR a person less than 16 to be selected
 2. Do not allow an entry greater than the number of persons

Skip Instructions: IF RT10.CARISAMPLE = 1 then goto CARICONCrp

ELSE return to interview

Destination Data Set: FRONT

Report Section: FRONT

Field

CARICON
CARICON

Description: CARI consent

Form Pane Label: CARI Consent

SAS Name:

Tag Name: CARICON

Inherited Universe:

Universe: HRESPONDENT = RESPONSE AND RT10.CARISAMPLE = 1

Universe Description:

Help Screen: H_CARIFAQ

Question Text: ? [F1]

This interview may be recorded for quality control purposes. Is that okay?

Type: Enumerated

Length: 1

Answer List: TYesNo

Value:	Mnemonic:	Description:
1	Yes	Yes
2	No	No

- Don't Know
- Refuse
- Empty

- On Input
- On Output

Store Instructions: If CARICON = RESPONSE then set RCARICON = CARICON

Array:

Special Instructions: NOTE: This is a temporary field so that it will be blank on callbacks and therefore reasked. RCARICON is the output variable that will contain the last response to CARICON.

Skip Instructions: Return to interview

Destination Data Set: FMIS

Report Section: CARI

Date Implemented (YYYY-MM-DD): July 2022

Field

RCARICON
RCARICON

Description: Cari Consent from the LAST time the respondent was changed

Form Pane Label:

SAS Name: RCARICON

Tag Name:

Inherited Universe:

Universe:

Universe Description:

Question Text:

Type: Enumerated

Length: 1

Answer List: TYesNo

Value:	Mnemonic:	Description:
1	Yes	Yes
2	No	No

- Don't Know
- Refuse
- Empty

- On Input
- On Output

Store Instructions: Set as follows: If CARICON = RESPONSE then set RCARICON = CARICON

Array:

Instrument SAS Name: RCARICON

Destination Data Set: FMIS

Sponsor Field Type: C

Report Section: CARI

Date Implemented (YYYY-MM-DD): July 2022

Block

BStatus
BStatus

Description: Interview Status

Tab Name: Sts

Fly Over Name: Sts - Interview Status

Universe Type: If

Inherited Universe:

Universe: F5 Key is pressed

Universe Description:

Array:

Block Instructions:

H_STATUS

H_STATUS

Field

Description: int status screen

Form Pane Label:

SAS Name:

Tag Name: H_STATUS

Inherited Universe:

Universe: F5 Key is pressed

Universe Description:

Question Text: * STATUS OF INTERVIEW (X = Section Complete)

- | | |
|---|-----------------------------------|
| 1. Survey Info ^BLANKX
^BLANKX | 12. Health Insurance .. |
| 2. Rented Liv Quarters ^BLANKX
expenditures ^BLANKX | 13. Medical/Health |
| 3. Owned Liv Quarters ^BLANKX
. . . . ^BLANKX | 14. Insurance |
| 4. Utility & Fuel ^BLANKX
Education. . . . ^BLANKX | 15. Family Care & |
| 5. Home Improve/Repairs/Service . ^BLANKX
. . . ^BLANKX | 16. Subscriptions |
| 6. Appliances ^BLANKX
. . . . ^BLANKX | 17. Trips & Vacations |
| 7. HH equipment ^BLANKX
. . . ^BLANKX | 18. Clothing. |
| 8. Home furnish ^BLANKX
. . . . ^BLANKX | 19. Misc. Expenses |
| 9. Rented & Leased Vehicles . ^BLANKX
. . . . ^BLANKX | 20. Expense patterns |
| 10. Owned Vehicles ^BLANKX
. . . . ^BLANKX | 21. Work experience. |
| 11. Transportation ^BLANKX
. ^BLANKX | 22. Assets & Liabilities. |

Fills: BLANKX

Instructions: 1. IF the section complete flag for a section (SECTCOMP(xx)) = "Yes", fill "X"
Else fill blank.

2. IF 8500.FGN_ORIG = 4 fill "NA" for section 1.

**IF you have gotten past the control card (CE_INTRO = 1) and the section 21
TAB is not on line the fill "NA" for
Section 21**

IF INTNMBR <> 4 then fill "NA" for Section 22

Type: Classification
Length: 0

- Don't Know
- Refuse
- Empty

- On Input
- On Output

Array:

Special Instructions: This screen is a reference screen accessed by the F5 key.

Skip Instructions: Return to interview

Destination Data Set: FRONT

Report Section: FRONT

BProductDB

Block

BProductDB

Description: Product Index Look-up

Tab Name: Pindex

Fly Over Name: P-Index

Universe Type: If

Inherited Universe:

Universe: Ctrl-L is pressed OR TAB is clicked

Universe Description:

Array:

Block Instructions: Section Label: Product Index

Field

lookupkeyword
lookupkeyword

Description: Product look-up screen

Form Pane Label: Product

SAS Name:

Tag Name: ProductKey

Inherited Universe:

Universe:

Universe Description:

Question Text: [✦ Enter the lookup key word to search for in the Product Index.](#)

Type: String

Length: 35

- Don't Know
- Refuse
- Empty

- On Input
- On Output

Array:

Destination Data Set: FRONT

Endlooking

Field

Endlooking

Description: Search results

Form Pane Label: Info

SAS Name:

Tag Name: StopLooking

Inherited Universe:

Universe:

Universe Description:

- Question Text:**
 - ◆ Enter 1 to Continue and empty product lookup keyword.
 - ◆ Enter nothing to retain current product keyword.

Product = (Fill information from the "Product" column of excel file.)

Item Description = (Fill information from the "ItemDesc" column of excel file.)

Section Part-Item Number = (Fill information from the "Section" "Part"- "ItemNo" columns of the excel file.)

Type: Enumerated

Length: 1

Answer List: TContinue

Value:	Mnemonic:	Description:
1	Continue	Enter 1 to Continue

- Don't Know
- Refuse
- Empty

- On Input
- On Output

Array:

Skip Instructions: Exit Help

Destination Data Set: FRONT

Field

Product_Index_File
Product_Index_File

Description: Product Index Excel File

Form Pane Label:

SAS Name:

Tag Name:

Inherited Universe:

Universe:

Universe Description:

Question Text: ****Non Displayed****

Type: Classification

Length: 0

- Don't Know
- Refuse
- Empty

- On Input
- On Output

Array:

Special Instructions: NOTE: See attached document for CQR Product Index

BOccupationDB

BOccupationDB

Block

Description: Occupation Index Look-up

Tab Name: Oindex

Fly Over Name: O-Index

Universe Type: If

Inherited Universe:

Universe: Ctrl-O is pressed OR TAB is clicked

Universe Description:

Array:

Block Instructions: Section Label: Occupation Index

Field

lookupkeyword
lookupkeyword

Description: Occupation look-up screen

Form Pane Label: Occupation

SAS Name:

Tag Name: OccupationKey

Inherited Universe:

Universe:

Universe Description:

Question Text: ♦ Enter the lookup key word to search for in the Occupation Index.

Type: String

Length: 35

- Don't Know
- Refuse
- Empty

- On Input
- On Output

Array:

Destination Data Set: FRONT

Endlooking

Endlooking

Field

Description: Search results

Form Pane Label: Info

SAS Name:

Tag Name: StopLooking

Inherited Universe:

Universe:

Universe Description:

Question Text: Enter 1 to Continue and empty Occupation lookup keyword.
Enter nothing to retain current Occupation keyword.

Occupation = (Fill information from the "Occupation" column of excel file.)

Occupation Description = (Fill information from the "Description" column of the excel file.)

OCCUCODE = (Fill information from the "OCCUCODE" column of excel file.)

Type: Enumerated

Length: 1

Answer List: TContinue

Value:	Mnemonic:	Description:
1	Continue	Enter 1 to Continue

- Don't Know
- Refuse
- Empty

- On Input
- On Output

Array:

Special Instructions: 1: emptying out and going back to lookupkeyword
2: Leave

Skip Instructions: Exit Help

Destination Data Set: FRONT

Occupation_Index_File

Field

Occupation_Index_File

Description: Occupation Index Excel File

Form Pane Label:

SAS Name:

Tag Name:

Inherited Universe:

Universe:

Universe Description:

Question Text: **Non Displayed**

Type: Classification

Length: 0

- Don't Know
- Refuse
- Empty

- On Input
- On Output

Array:

Special Instructions: NOTE: See attached document for CQR Occupation Index

Field

H_KEYS
H_KEYS

Description: function keys description

Form Pane Label:

SAS Name:

Tag Name: H_KEYS

Inherited Universe:

Universe: Shift-F10 or Ctrl-K key combinations are pressed

Universe Description:

Question Text: See attached document H_Keys for the help text

Type: Classification

Length: 0

- Don't Know
- Refuse
- Empty

- On Input
- On Output

Array:

Special Instructions: This screen is a reference screen accessed by the Shift-F10 or Ctrl-K key combinations. (It will be its own parallel block.)

Skip Instructions: Return to interview

Report Section: FRONT

Global_Prechart

Field

Description: Global Prechart

Form Pane Label:

SAS Name:

Tag Name:

Inherited Universe:

Universe: Shift - F8 Key is pressed

Universe Description:

Question Text: * [Global PRE-chart for case \(CASEID\)](#)

[Section \(X\) - \(Part X\) - \(Description\)](#)

Type: Classification

Length: 0

- Don't Know
- Refuse
- Empty

- On Input
- On Output

Array:

- Special Instructions:**
1. This screen is a reference screen accessed by the Shift-F8 key.
 2. Only display sections that have PRE-chart data from last quarter. Use the PRE-chart layouts from the individual sections.
 3. Section Headers
 - Section 3 - Part B - Detailed Property Description
 - Section 4 - Part A - Telephone, Internet and Cable/Satellite TV Expenses
 - Section 4 - Part C - Utilities and Fuels for Owned and Rented Properties
 - Section 5 - Part A - Home Improvement and Repairs
 - Section 5 - Part C - Home Services
 - Section 6 - Part A - Purchase of Household Appliances
 - Section 6 - Part B - Purchase of Household Appliances and Other Selected Items

Section 7 - Household Item Repairs and Service Contracts
Section 8 - Part A - Home Furnishing and Related Household Items
Section 9 - Leased Vehicles
Section 10 - Owned Vehicles
Section 11 - Part B - Vehicle Operating Expenses
Section 11 - Part C - Taxis, Rideshare, and Bikeshare
Section 12 - Single Service Insurance Inventory
Section 12 - Private Insurance Inventory
Section 13 - Payments for Medical Expenses
Section 14 - Insurance other than Health
Section 15 - Family Care and Education
Section 16 - Subscriptions, Memberships, Books, and Entertainment
Section 17 - Trips and Vacations
Section 18 - Part A - Select Clothing Items and Services
Section 19 - Part A - Miscellaneous Expenses
Section 19 - Part B - Cash Payments and Contributions

Skip Instructions: Return to interview

Report Section: FRONT

DATAMODEL_CK

DATAMODEL_CK

Field

Description:

Form Pane Label:

SAS Name:

Tag Name:

Inherited Universe:

Universe: ALL

Universe Description:

Question Text: ** Non Displayed ITEM AT THE DATA MODEL LEVEL **

Type: Classification

Length: 0

- Don't Know
- Refuse
- Empty

- On Input
- On Output

Array:

Special Instructions: 1. If STARTTIME is blank then set STARTTIME

2. Store the Instrument version date in the form MMDDYYYY in INSTVER

3. Set up CUR_MONTH, REF_MONTH and LAST_MONTH

4. If the 3rd position of the CASEID is R then store 1 in NEWCU and S in NEWUNIT

If the 2nd position of the CASEID is A, B, . . . , Z then store 1 in NEWCU and S in NEWUNIT

5. DO ONCE: Store the current date in FIRCODT
(Note: Set date of First Contact)

6. Store USERID in FIRFRCDE
(Note: Set FIRFRCDE for first contact only)

7. If there is a household roster on the input file then set
ROSTERNAMEONINPUT = 'Yes"
8. Store outcome in LSTOUT. After that, store 0 (zero) in
outcome {This is done outside the instrument in the .IN
manipula script}
9. If mark is zero or blank, then store 2 in mark
10. Set up the current date for displaying (DATE_C)
11. If START = 4 or 5 then reset START. (This is done
outside the instrument in the manipula script)

Skip Instructions: Goto START

Report Section: FRONT

TRAININGCASE

TRAININGCASE

Field

Description: Standard Training case screen

Form Pane Label:

SAS Name:

Tag Name:

Inherited Universe:

Universe: RT10.SURVTYPE = T

Universe Description:

Question Text: THIS IS A TRAINING CASE
TRAINING CASE

THIS IS A TRAINING CASE

THIS IS A

THIS

IS A

TRAINING

CASE

THIS IS A TRAINING CASE
TRAINING CASE

THIS IS A TRAINING CASE

THIS IS A

Type: Enumerated

Length: 1

Answer List: TContinue

Value:	Mnemonic:	Description:
1	Continue	Enter 1 to Continue

- Don't Know
- Refuse
- Empty

- On Input
- On Output

Array:

Special Instructions: Use standard trainingcase screen

? Color: The background color is orange with bold blue text.

(Orange RGB: Red: 255; Green: 128; Blue: 0)

(Bright Blue RGB: Red: 0; Green: 0; Blue: 255)

? Font: The font is Arial 72 point for the large lettering;

Arial 11 point for the smaller lettering.

Use Upper/lower case alphabetic characters.

Destination Data Set: FRONT

Report Section: FRONT

SENSITIVECASE

SENSITIVECASE

Field

Description: Standard data sensitivity screen

Form Pane Label:

SAS Name:

Tag Name: SENSITIVECASE

Inherited Universe:

Universe: RT10.DATASENSITIVITY = S

Universe Description:

Question Text: WARNING! WARNING! WARNING! WARNING! WARNING!
WARNING!

THIS
THIS
CASE CASE
CONTAINS
SENSITIVE SENSITIVE
DATA
DATA

This case contains data that is considered sensitive and , therefore, you must treat the data as though it is production data and apply appropriate data stewardship safeguards when using the data. These include, but as not limited to, the following:

- o Do not store the data to any removable media or to a laptop that is not fully encrypted
- o Do not take the data offsite, for telework or other reasons
- o Do not e-mail the data unless it is sent as an encrypted attachment
- o Do ensure that the data, in electronic or hard copy format, are not viewed by anyone who does not have sworn status

If you do not agree to these conditions, exit the case as soon as the instrument allows it.

WARNING! WARNING! WARNING! WARNING! WARNING!
WARNING!

Type: Enumerated
Length: 1

Answer List: TContinue

Value:	Mnemonic:	Description:
1	Continue	Enter 1 to Continue

- Don't Know
- Refuse
- Empty

- On Input
- On Output

Array:

Special Instructions: Use standard sensitivecase screen

? Color: The background color is red with white text.
(Red RGB: Red: 255; Green: 0; Blue: 0)

? Font: The font is Arial 32 point for the large
lettering; Arial 11 point for the smaller
lettering. Use Upper/lower case alphabetic
characters.

Destination Data Set: FRONT

Report Section: FRONT

NEWCU

NEWCU

Field

Description: Flag set for all NEW CU's

Form Pane Label:

SAS Name: NEWCU

Tag Name:

Inherited Universe:

Universe:

Universe Description:

Question Text:

Type: String

Length: 1

- Don't Know
- Refuse
- Empty

- On Input
- On Output

Array:

Special Instructions: NOTE: Flag that is set to 1 if this case is a New CU this interview period.

IF 2nd position of CASEID is A -Z (new cu) then

set NEWCU = 1

ELSEIF 3rd position of CASEID is R (replacement) then

set NEWCU = 1

ELSEIF last quarters outcome (8500.PROUT(INTNMBR-1)) =

216, 217, 219, 313, 321-324, 224-226, 228, 229, 231-233, 331, 332 or blank

AND

ROSTERNAMEONINPUT <> "Yes" then store 1 in NEWCU

{If the last quarter was a vacant, stop work, type A, or not in sample - late permit cases and there is no household roster then we will set the flag so that the case will act like an interview 2-4 - NEW CU}

ELSEIF late permit case then set NEWCU = 1

Instrument SAS Name: NEWCU

Destination Data Set: FMIS

Sponsor Field Type: C

Report Section: FRONT

NEWCU2

NEWCU2

Field

Description:

Form Pane Label:

SAS Name:

Tag Name:

Inherited Universe:

Universe:

Universe Description:

Question Text: ** Non-Displayed Field **

Type: Integer

Length: 1

Min: 0

Max: 1

- Don't Know
- Refuse
- Empty

- On Input
- On Output

Store Instructions: IF last quarters outcome (8500.PROUT(INTNMBR-1)) =
216, 217, 219, 313, 321-324, 224-226, 228, 229, 231-233, 331 or 332
AND ROSTERNAMEONINPUT = "Yes" AND No previous outcome
of 201 or 203 then set NEWCU2 = 1

{If the last quarter was a vacant, stop work, or a type A and there
is a household roster and the case was never a complete
or sufficient partial then we will set the flag so that
the case will act like an interview 2-4 - NEW CU in all
sections except for the control card.}

Array:

Instrument SAS Name: NEWCU2

Field

NEWCU
NEWCU

Description:

Form Pane Label:

SAS Name:

Tag Name:

Inherited Universe:

Universe:

Universe Description:

Question Text: ** Non-Displayed Field **

Type: Integer

Length: 1

Min: 0

Max: 1

- Don't Know
- Refuse
- Empty

- On Input
- On Output

Store Instructions: IF (NEWCU2 = 1) OR (NEWCU = 1) THEN
 set _NEWCU_ = 1
ENDIF

Array:

Special Instructions: This field is an Aux Field

Instrument SAS Name: _NEWCU_

BAdmin

Block

BAdmin

Description: This block contains REPLACESPAWN and EXITINTERVIEW

Tab Name:

Fly Over Name:

Universe Type: If

Inherited Universe:

Universe:

Universe Description:

Array:

Block Instructions:

Field

EXITINTERVIEW

EXITINTERVIEW

Description:

Form Pane Label:

SAS Name:

Tag Name:

Inherited Universe:

Universe:

Universe Description:

Question Text:

Type: Enumerated
Length: 1

Answer List: TYesNo

Value:	Mnemonic:	Description:
1	Yes	Yes
2	No	No

- Don't Know
- Refuse
- Empty

- On Input
- On Output

Store Instructions: If BFront.REPLACE_VER2 = 1 then set EXITINTERVIEW = 1
ELSEIF OUTCOME = 224 or 225 then set EXITINTERVIEW = 1
ELSEIF BCONTROLCARD.ANY_HHMEM = 2 then set EXITINTERVIEW = 1
ELSEIF BCONTROLCARD.ANY_HHMEM = 1 then set EXITINTERVIEW = 0

NOTE: may need to also set exitinterview = 0 if FlgElib
does = Yes for someone in case the FR just backs up
and fixes things instead of entering 1.

Array:

Instrument SAS Name: EXITINTERVIEW

REPLACESPAWN

REPLACESPAWN

Field

Description: Flag for replacement households

Form Pane Label:

SAS Name:

Tag Name:

Inherited Universe:

Universe:

Universe Description:

Question Text:

Type: Enumerated

Length: 1

Answer List: TYesNo

Value:	Mnemonic:	Description:
1	Yes	Yes
2	No	No

- Don't Know
- Refuse
- Empty

- On Input
- On Output

Store Instructions: IF BFront.REPLACE_HH = 2 OR BFRONT.REPLACE_VER = 2 OR
BFront.REPLACE_VER2 = 2 then
set REPLACESPAWN = 2
ELSEIF BFront.REPLACE_SPAWN = 1 then set REPLACESPAWN = 1

Array:

Instrument SAS Name: REPLACESPAWN

Block

BFRONT
BFRONT

Description: Front

Tab Name:
Fly Over Name:
Universe Type: If

Inherited Universe:

Universe: INTNMBR = 1-4

Universe Description:

Array:

Block Instructions: 1. Section Label: Consumer Expenditure - Quarterly Interview Survey - Front

2. If there is no mailing address on the SCIF/MCM, then set flag to use household address and

set all mailing address variables to the household address.

IF nmailst1 = EMPTY AND nmailst2 = EMPTY AND nmailst3 = EMPTY AND

nmailst4 = EMPTY AND nmailct = EMPTY AND nmailst = EMPTY AND nmailzp1 = EMPTY

AND nmailst5 = EMPTY AND nmailst6 = EMPTY THEN set the following:

flgMailFromHH := Yes

nmailst1 := HNO

nmailst2 := HNOSUF

nmailst3 := STRNAME

nmailst4 := UNITDES

nmailct := PO

nmailst := ST

nmailzp1 := ZIP5 + ZIP4

nmailst5 := GQUNITINFO

nmailst6 := NONCITYADD

MHNO := HNO

MHNOSUF := HNOSUF

MSTRNAME := STRNAME

MUNITDES := UNITDES

MPO := PO

MST := ST

MZIP5 := ZIP5

MZIP4 := ZIP4

MGQUNITINFO := GQUNITINFO

MNONCITYADD := NONCITYADD

ELSE

```
    set flgMailFromHH := No  
ENDIF
```

Field

START
START

Description: start interview

Form Pane Label: Start

SAS Name:

Tag Name: START

Inherited Universe:

Universe:

Universe Description: ALL

Question Text: CENSUS CATI/CAPI SYSTEM

CONSUMER EXPENDITURE SURVEYS
QUARTERLY INTERVIEW SURVEY

DATE: ^Intdate

TIME: ^Inttime

INTERVIEW NUMBER: ^INTNMBR

CASE STATUS IS: ^Status

^Start1

Language Spoken Last Quarter: ^Lang

Fills: INTNMBR

Instructions: fill INTNMBR

Fills: Intdate

Instructions: fill current date

Fills: Inttime

Instructions: fill current time

Fills: Status

Instructions: IF Mark = 2 then fill "New Case"

ELSEIF Mark = 3 then fill "Unreached household"

ELSEIF Mark = 7 then fill "Household reached"

ELSEIF Mark = 11 then fill "Partial"

ELSEIF Mark = 16 then fill "DK follow-up needed"

Fills: Start1

Instructions: IF CONREF = 1 then

**fill "THIS HOUSEHOLD IS A CONFIRMED REFUSAL"
ELSE fill blank.**

Fills: Lang

Instructions: IF RT8500.LANGUAGE = 1 then fill "English"
IF RT8500.LANGUAGE = 2 then fill "Spanish"
IF RT8500.LANGUAGE = 3 then fill entry in RT8500.LANGSP

Type: Enumerated

Length: 1

Answer List: TSTART

Value:	Mnemonic:	Description:
1	Continue	Continue
2	SkipNotes	Skip notes
3	Transmit	Ready to transmit
4	Quit	Quit
5	Noninterview	Non-interview

- Don't Know
- Refuse
- Empty

- On Input
- On Output

Store Instructions: IF entry of 4: store 202 in OUTCOME;
IF MARKTWO is 02 then store 204 in OUTCOME.
If MARK = 16, store 206 in outcome

Array:

Skip Instructions: 1: IF INTNMBR = 1 then goto GENINTRO
ELSE goto SHOSTAT

2: Goto GENINTRO

3: IF OUTCOME = 200, 0 (zero), or 202 then goto CK1_START
ELSEIF OUTCOME = 201 or 206 then goto CK3_START
ELSE exit block and goto BBACK.TRANS

4: Exit block and goto BBACK.VERIFY_INFO

5: IF OUTCOME = 204 then goto CK2_START
ELSEIF OUTCOME = 201 or 206 then goto CK3_START

ELSE exit block and goto BCOVERAGE.NONTYP

Instrument SAS Name: Start

Destination Data Set: FRONT

Report Section: FRONT

CK1_START

CK1_START

Check

Description: Incomplete case cannot be transmitted

Inherited Universe:

Universe: START = Transmit {3} AND (OUTCOME = '200' or OUTCOME = '202')

Universe Description:

Text: * CASE NOT READY FOR TRANSMISSION

Check Instructions:

Type: Hard

Skip Instructions: Go back to START

Check

CK2_START
CK2_START

Description: Sufficient partial cannot be recoded as noninterview

Inherited Universe:

Universe: START = Noninterview {5} AND OUTCOME = '204'

Universe Description:

Text: ♦ Sufficient partial case cannot be coded as noninterview.

At the START screen enter 3 to set the case for transmission

Check Instructions:

Type: Hard

Skip Instructions: Go back to START

CK3_START

CK3_START

Check

Description: Completed cases cannot be "ready for transmit" or recoded as a noninterview

Inherited Universe:

Universe: (OUTCOME = '201' or OUTCOME = '206') AND
(START = Transmit {3} or START = Noninterview {5})

Universe Description:

Text: * Not a valid entry.

Case is complete.

At the START screen, enter 1 and then press "END" to wrap case up

Check Instructions:

Type: Hard

Skip Instructions: Go back to START

Field

SHOSTAT
SHOSTAT

Description: show status

Form Pane Label: Show status

SAS Name:

Tag Name: SHOSTAT

Inherited Universe:

Universe: START = Continue {1} AND (INTNMBR = 2 or INTNMBR = 3 or INTNMBR = 4)

Universe Description:

Question Text: ^temp2

PRECHARTS: Press Shift-F8 to view pre-charts

INTERVIEW NUMBER

^NO1

^NO2

^NO3

PREVIOUS OUTCOME DESCRIPTION

^POUT1 ^Outcomedesc1

^POUT2 ^Outcomedesc2

^POUT3 ^Outcomedesc3

^BC_Name_Fill

^BC_Title_Fill

^BC_PHON_FILL

^BC_Add1_Fill

^BC_ADD2_Fill

^BC_City_Fill

^BC_Obsr_Fill

Fills: NO1

Instructions: IF POUT1 <> EMPTY then fill "1"
ELSE fill blank

Fills: temp2

Instructions: If (INTNMBR = 2 and POUT1 = EMPTY) or (INTNMBR = 3 and POUT2 = EMPTY)
or (INTNMBR = 4 and POUT3 = EMPTY) then fill "This household was not in
sample last quarter."
Else fill blank

Fills: POUT1

Instructions: Fill entry in POUT1

Fills: Outcomedesc1

Instructions: IF POUT1 <> EMPTY then fill POUT1 outcome code description (See Variable OUTCOME for outcome descriptions)

Fills: NO2

Instructions: IF POUT2 <> EMPTY then fill "2"
ELSE fill blank

Fills: POUT2

Instructions: Fill entry in POUT2

Fills: Outcomedesc2

Instructions: IF POUT2 <> EMPTY then fill POUT2 outcome code description (See Variable OUTCOME for outcome descriptions)

Fills: NO3

Instructions: IF POUT3 <> EMPTY then fill "3"
ELSE fill blank

Fills: POUT3

Instructions: Fill entry in POUT3

Fills: Outcomedesc3

Instructions: IF POUT3 <> EMPTY then fill POUT3 outcome code description (See Variable OUTCOME for outcome descriptions)

Fills: BC_Name_Fill

Instructions: IF Rt80.CP1NAME <> EMPTY then fill 'BC NAME: ' + Rt80.CP1NAME
ELSE fill blank

Fills: BC_Title_Fill

Instructions: IF Rt80.CP1NMAE <> EMPTY then fill 'BC TITLE: ' + Rt80.CP1TITL
ELSE fill blank

Fills: BC_PHON_FILL

Instructions: IF Rt80.CP1NAME <> EMPTY then fill 'BC PHONE NUMBER: ' + Rt80.CP1PHON +
' ' + ' BC EXT: ' + Rt80.CP1EXT
ELSE fill blank

Fills: BC_Add1_Fill

Instructions: IF Rt80.CP1NAME <> EMPTY then fill 'BC ADDRESS: ' + Rt80.CP1ADD1
ELSE fill blank

Fills: BC_ADD2_Fill

Instructions: IF Rt80.CP1NAME <> EMPTY then fill ' ' + Rt80.CP1ADD2

ELSE fill blank

Fills: BC_City_Fill

Instructions: IF Rt80.CP1NAME <> EMPTY then fill ' + Rt80.CP1PO ' ; ' + Rt80.CP1ST + ' + Rt80.CP1ZIP5 + ' ' + Rt80.CP1ZP4
ELSE fill blank

Fills: BC_Obsr_Fill

Instructions: IF Rt80.BCOBSR = Yes {1} then fill 'BC OBSERVATION: Yes'
ELSEIF Rt80.BCOBSR = No {2} then fill 'BC OBSERVATION: No'
ELSE fill blank

Type: Enumerated

Length: 1

Answer List: TContinue

Value:	Mnemonic:	Description:
1	Continue	Enter 1 to Continue

- Don't Know
- Refuse
- Empty

- On Input
- On Output

Array:

Skip Instructions: IF ROSTERNAMEONINPUT = Yes then goto SHOWROS
ELSE goto GENINTRO

Instrument SAS Name: SHOSTAT

Destination Data Set: FRONT

Report Section: FRONT

SHOWROS

SHOWROS

Field

Description: Show Household roster

Form Pane Label: Show Roster

SAS Name:

Tag Name: SHOWROS

Inherited Universe:

Universe: (ROSTERNAMEONINPUT = Yes OR SPAWNEDCU = Yes) AND START = Continue {1}

Universe Description: There are names on the SCIF and continuing the interview

Question Text:

STATUS OF HOUSEHOLD COMPOSITION

<u>Resp.</u>	<u>LN</u>	<u>Name</u>	<u>Member</u>	<u>Relationship</u>	<u>CU</u>	<u>Sex</u>	<u>Age</u>
^RespX	^Lineno	^Name	^Mem	^Rel_Fill	^CU	^Sex	^Age

Fills: Respx

Instructions: IF LINENO = RESPLI then fill 'X'
ELSE fill blank

Fills: Lineno

Instructions: Fill entry in MEMBNO

Fills: Name

Instructions: Fill Name

Fills: Mem

Instructions: IF HHMEM = Yes {1} then fill "Yes"
ELSEIF HH_MEM = DONTKNOW then fill 'DK'
ELSEIF HH_MEM = REFUSED then fill 'RF'
ELSE fill "No"

Fills: Rel_Fill

Instructions: IF Perstat = Deleted {7} or PERSTAT = Skip {99} or (Membstat = 1 and Perstat <> Reinstate {9}) the fill 'Deleted'
ELSEIF Perstat = Deceased {8} or membstat = 3 then fill 'Deceased'
ELSEIF Membstat = 5 or percunum <> cuindex {New non-cu members} then fill 'Non-CU Member'
ELSEIF CU_CODE = RefPerson {1} then fill "Reference person"

ELSEIF CU_CODE = Spouse {2} then fill "Spouse"
ELSEIF CU_CODE = Child {3} then fill "Child"
ELSEIF CU_CODE = Grandchild {4} then fill "Grandchild"
ELSEIF CU_CODE = In-Law {5} then fill "In-Law"
ELSEIF CU_CODE = Siblings {6} then fill "Brother or Sister"
ELSEIF CU_CODE = Parents {7} then fill "Mother or Father"
ELSEIF CU_CODE = Relatives {8} then fill "Other Related person"
ELSEIF CU_CODE = NotRelated {9} then fill "Unrelated person"
ELSEIF CU_CODE = UnmarriedPartner {10} then fill "Unmarried Partner"

Fills: CU

Instructions: Fill Persons CU Numbers

Fills: Sex

Instructions: If SEX = 1 then fill 'Male'
If SEX = 2 then fill 'Female'

Fills: Age

Instructions: Fill entry in AGE

Type: Enumerated

Length: 1

Answer List: TContinue

Value:	Mnemonic:	Description:
1	Continue	Enter 1 to Continue

- Don't Know
- Refuse
- Empty

- On Input
- On Output

Array:

Special Instructions: Display everyone except FNAME = 999 or empty.
Gray the person if:
Perstat = Deleted {7} or Perstat = Deceased {8} or Perstat = Skip {99}
OR Membstat = 3 or Membstat = 5
OR PERCUNUM <> CUINDEX {New non-cu members}
ORHH_MEM = No {2}
OR (Membstat = 1 and Perstat <> Reinstate {9})

Skip Instructions: Goto GENINTRO

Instrument SAS Name: SHOWROS

Destination Data Set: FRONT

Report Section: FRONT

Field

GENINTRO
GENINTRO

Description:

Form Pane Label: General Intro

SAS Name: GENINTRO

Tag Name: GENINTRO

Inherited Universe:

Universe: START = 1 or START = 2

Universe Description: Continue interview

Question Text: ♦ Do not read as worded below

- ♦ Identify yourself - show I.D.
- ♦ ^GITemp2
- ♦ The Household address is: ^HNO ^HNOSUF ^STRNAME ^UNITDES

♦ Read if necessary

I am (your name) from the U.S. Census Bureau. Here is my identification card.
We are conducting a Consumer Expenditure Survey for the Bureau of Labor
Statistics.

I have some questions I would like to ask you.

Did you receive our letter?

Fills: HNO

Instructions: Fill entry in HNO

Fills: HNOSUF

Instructions: Fill entry in HNOSUF

Fills: GITemp2

Instructions: IF RESPNAME <> EMPTY then fill 'Ask to speak to: ' + RESPNAME
Else fill "Ask for eligible respondent"

Fills: STRNAME

Instructions: Fill entry in STRNAME

Fills: UNITDES

Instructions: Fill entry in UNITDES

Type: Enumerated
Length: 1

Answer List: TYESNONON

Value:	Mnemonic:	Description:
1	Yes	Yes
2	No	No
3	NonInterview	Non-interview

- Don't Know
- Refuse
- Empty

- On Input
- On Output

Array:

Skip Instructions: 1: IF INTNMBR <> 1 AND NEWCU <> 1 AND
ROSTERNAMEONINPUT = 'Yes' AND not a
replacement case then goto REPLACE_HH
ELSE goto VERADD

2: Goto GIVE_LETTER

3: Exit block and goto BCOVERAGE.NONTYP

Instrument SAS Name: GENINTRO

Destination Data Set: FMIS

Sponsor Field Type: C

Report Section: FRONT

Field

GIVE_LETTER
GIVE_LETTER

Description:

Form Pane Label: Letter

SAS Name:

Tag Name: GIVE_LETTER

Inherited Universe:

Universe: GENINTRO = No {2}

Universe Description: Respondent did not receive the advanced letter

Help Screen: H_ADVLETTER

Question Text: ? [F1]

We normally send a letter in advance to sample households informing them about the survey, and communicating the Privacy Act and other information, but the current social distancing guidelines may have prohibited us from doing so. Therefore, we've provided the letter online at www.bls.gov/respondents/cex.

Would you like me to email this link to you for your reference?

- ◆ If the respondent says "Yes" ask for (or verify) email address, and send link via OWA
- Proceed with interview. (Current Email address: ^EMAILADDR_fill)
- ◆ If the respondent says "No" or "What does the letter say?" - Press F1 and read verbatim Help text.

Fills: EMAILADDR_fill

Instructions: Fill entry in EMAILADDRESS

Type: Enumerated

Length: 1

Answer List: TContinue

Value:	Mnemonic:	Description:
1	Continue	Enter 1 to Continue

- Don't Know
- Refuse
- Empty

- On Input
- On Output

Array:

Skip Instructions: IF INTNMBR <> 1 AND NEWCU <> 1 AND
ROSTERNAMEONINPUT = 'Yes' AND not a replacement case
then goto REPLACE_HH

ELSE goto VERADD

Instrument SAS Name: GIVE_LETTER

Destination Data Set: FRONT

Report Section: FRONT

Field

REPLACE_HH
REPLACE_HH

Description: Is this a replacement HH

Form Pane Label: Replacement HH

SAS Name:

Tag Name: REPLACE_HH

Inherited Universe:

Universe: INTNMBR <> 1 AND NEWCU <> 1 AND ROSTERNAMEONINPUT = 'Yes' AND
(not a replacement case (3rd position of CASEID <> R)) AND
(START = 1 or START = 2) AND
(GENINTRO = 1 or GENINTRO = 2)

Universe Description: Returning case that has a household roster on the SCIF

Question Text: ♦ [Is this a Replacement Household?](#)

Type: Enumerated

Length: 1

Answer List: TYesNo

Value:	Mnemonic:	Description:
1	Yes	Yes
2	No	No

- Don't Know
- Refuse
- Empty

- On Input
- On Output

Store Instructions: IF entry of 2 then store 'No' in REPLACESPAWN

Array:

Special Instructions: NOTE: Can not spawn a replacement household from a newly spawned CU.

Can not spawn a replacement household from a newly spawned replacement case

Can not spawn a replacement household from a previous

noninterview that has no household roster.

Skip Instructions: 1: Goto CK_REPLACE

2: Goto VERADD

Instrument SAS Name: REPLACE_HH

Destination Data Set: FRONT

Report Section: FRONT

Check

CK_REPLACE
CK_REPLACE

Description: Verify FR intended to create a replacement and did not just enter "1" by mistake.

Inherited Universe:

Universe: REPLACE_HH = Yes {1}

Universe Description:

Text: * WARNING!

You are about to DELETE the ENTIRE current household and create a NEW REPLACEMENT case.

If you do not want to create a new replacement case, press Enter and change REPLACE_HH to "2. No"

Otherwise, enter "S" to continue with the replacement process

Check Instructions:

Type: Soft

Skip Instructions: SUPPRESS: Goto REPLACE_VER

All others, go back to REPLACE_HH

REPLACE_VER

REPLACE_VER

Field

Description:

Form Pane Label: Verify Replacement

SAS Name:

Tag Name: REPLACE_VER

Inherited Universe:

Universe: REPLACE_HH = Yes {1}

Universe Description:

Question Text: * A replacement household means that there are no members of the original household living at this address. Are you sure that this is a replacement household?

^MultiCU_FILL

<u>LN</u>	<u>Name</u>	<u>Member</u>	<u>Relationship</u>	<u>CU</u>	<u>Sex</u>	<u>Age</u>
^Lineno	^Name	^Mem	^Rel_Fill	^CU	^Sex	^Age

Fills: MultiCU_FILL

Instructions: IF there is more than 1 CU ($I_TOTALCU > 1$) then fill "This case is part of a multi-CU household. Verify that ALL original members in all CU's no longer live there."

Fills: Lineno

Instructions: Fill entry in MEMBNO

Fills: Name

Instructions: Fill Name

Fills: Mem

Instructions: IF HHMEM = Yes {1} then fill "Yes"
ELSEIF HH_MEM = DONTKNOW then fill 'DK'
ELSEIF HH_MEM = REFUSED then fill 'RF'
ELSE fill "No"

Fills: Rel_Fill

Instructions: IF Perstat = Deleted {7} or PERSTAT = Skip {99} or (Membstat = 1 and Perstat <> Reinstat {9}) the fill 'Deleted'
ELSEIF Perstat = Deceased {8} or membstat = 3 then fill 'Deceased'

ELSEIF Membstat = 5 or percunum <> cuindex {New non-cu members} then fill 'Non-CU Member'
ELSEIF CU_CODE = RefPerson {1} then fill "Reference person"
ELSEIF CU_CODE = Spouse {2} then fill "Spouse"
ELSEIF CU_CODE = Child {3} then fill "Child"
ELSEIF CU_CODE = Grandchild {4} then fill "Grandchild"
ELSEIF CU_CODE = In-Law {5} then fill "In-Law"
ELSEIF CU_CODE = Siblings {6} then fill "Brother or Sister"
ELSEIF CU_CODE = Parents {7} then fill "Mother or Father"
ELSEIF CU_CODE = Relatives {8} then fill "Other Related person"
ELSEIF CU_CODE = NotRelated {9} then fill "Unrelated person"
ELSEIF CU_CODE = UnmarriedPartner {10} then fill "Unmarried Partner"

Fills: CU

Instructions: Fill Persons CU Numbers

Fills: Sex

Instructions: If **SEX = 1** then fill 'Male'
If **SEX = 2** then fill 'Female'

Fills: Age

Instructions: Fill entry in AGE

Type: Enumerated

Length: 1

Answer List: TYesNo

Value:	Mnemonic:	Description:
1	Yes	Yes
2	No	No

- Don't Know
- Refuse
- Empty

- On Input
- On Output

Array:

Special Instructions: 1. IF REPLACE_VER = 2, store "No" in REPLACESPAWN

2. IF RECSTATM = 3 then gray that line in the prechart
IF MEMBSTAT = 3 then do not display the line

Skip Instructions: 1: IF RT8500.TOTALCU = 1 then goto REPLACE_SPAWN
ELSE goto REPLACE_VER2

2: Goto CK_REPLACEVER

Instrument SAS Name: REPLACE_VER

Destination Data Set: FRONT

Report Section: FRONT

Check

CK_REPLACEVER
CK_REPLACEVER

Description: Check screen used to "go back" to REPLACE_HH

Inherited Universe:

Universe: REPLACE_VER = No {2}

Universe Description:

Text: [Return to prior screen to change replacement to No](#)

Check Instructions:

Type: Hard

Skip Instructions: Go back to REPLACE_HH

REPLACE_VER2

REPLACE_VER2

Field

Description:

Form Pane Label: Already a replacement?

SAS Name:

Tag Name: REPLACE_VER2

Inherited Universe:

Universe: Rt8500.TOTALCU <> 1 AND REPLACE_VER = Yes {1}

Universe Description:

Question Text: * Has a replacement case already been created/spawned for this address?

If unsure, back up to the start screen and Quit out of the instrument so you can check case management.

Type: Enumerated

Length: 1

Answer List: TYesNo

Value:	Mnemonic:	Description:
1	Yes	Yes
2	No	No

- Don't Know
- Refuse
- Empty

- On Input
- On Output

Store Instructions: IF entry of 1 then
 set OUTCOME = 341 {Type C}
 set REPLACESPAWN = 'No'
 set EXITINTERVIEW = 1

Array:

Skip Instructions: 1 Exit block and goto BBACK.DONE

2: Goto REPLACE_SPAWN

Instrument SAS Name: REPLACE_VER2

Destination Data Set: FRONT

Report Section: FRONT

REPLACE_SPAWN

REPLACE_SPAWN

Field

Description: Verify Spawn replacement HH

Form Pane Label: Spawn Replacement

SAS Name:

Tag Name: REPLACE_SPAWN

Inherited Universe:

Universe: REPLACE_VER = Yes {1}

Universe Description:

Question Text: * A replacement household Case will be spawned.
You will need to exit this case and pull up the new Case
in order to interview the replacement household.

The case you are currently in will automatically become a type C.
^MultiCU_Fill

Fills: MultiCU_Fill

Instructions: IF RT8500.TOTALCU > 1 then fill "NOTE: There are ^TOTALCU_Fill cases that
must also be Type C'd "

Fills: TOTALCU_Fill

Instructions: Fill entry in 8500.TOTALCU_FILL

Type: Enumerated

Length: 1

Answer List: TContinue

Value:	Mnemonic:	Description:
1	Continue	Enter 1 to Continue

- Don't Know
- Refuse
- Empty

- On Input
- On Output

Store Instructions: 1. IF entry of 1, store 'Yes' in REPLACESPAWN

2. IF entry of 1 then store 341 in outcome
(Type C the original "parent" case)

Array:

Skip Instructions: Exit block and goto BBACK.DONE

Instrument SAS Name: REPLACE_SPAWN

Destination Data Set: FRONT

Report Section: FRONT

VERADD

VERADD

Field

Description: Verify Address

Form Pane Label: Verify HH Address

SAS Name:

Tag Name: VERADD

Inherited Universe:

Universe: (START = 1 or START = 2) AND
(GENINTRO = 1 or GENINTRO = 2) AND
(REPLACE_HH <> Yes {1}) AND (REPLACE_SPAWN <> Continue {1})

Universe Description:

Question Text:

^ConfirmAddress

I have your address listed as * [READ ADDRESS BELOW](#). Is that your exact address?

^HNO ^HNOSUF ^STRNAME ^UNITDES

^PO, ^ST ^ZIP

Phy des: ^PHYSDES

GQ unit: ^GQUNITINFO Non-City: ^NONCITYADD

Building: ^BLDGNAME

Fills: ConfirmAddress

Instructions: IF INTNMBR <> 1 AND Rt25.INCSAM <> 1 then Fill ' * [Confirm address information \(Only ask if necessary\)](#)"

Fills: HNO

Instructions: Fill entry in HNO

Fills: HNOSUF

Instructions: Fill entry in HNOSUF

Fills: STRNAME

Instructions: Fill entry in STRNAME

Fills: UNITDES

Instructions: Fill entry in UNITDES

Fills: PO

Instructions: Fill entry in PO

Fills: ST

Instructions: Fill entry in ST

Fills: ZIP

Instructions: Fill entry in ZIP5 and ZIP4 in the format ZIP5-ZIP4

Fills: PHYSDDES

Instructions: Fill entry in PHYSDDES

Fills: GQUNITINFO

Instructions: Fill entry in GQUNITINFO

Fills: NONCITYADD

Instructions: Fill entry in NONCITYADD

Fills: BLDGNAME

Instructions: Fill entry in BLDGNAME

Type: Enumerated

Length: 1

Answer List: TVERADD

Value:	Mnemonic:	Description:
1	Same	Yes, address is EXACTLY CORRECT as listed.
2	Changed	Address is MOSTLY CORRECT, needs minor changes.

- Don't Know
- Refuse
- Empty

- On Input
- On Output

Store Instructions: IF marktwo = 02 then store 204 in outcome.

Array:

Special Instructions: 1. NOTE: Do not ask VERADD for newly spawned Cu's

2. DO ONCE:

IF VERADD = 2, then prefill the new address items with the household address being careful to only pre-fill

once.

Prefill NADDST1 with HNO
NADDST2 with HNOSUF
NADDST3 with STRNAME
NADDST4 with UNITDES
NADDST5 with GQUNITINFO
NADDST6 with NONCITYADD
NADDPHYS with PHYDES
NADDCT with PO
NADDST with ST
NADDZP with ZIP5 and ZIP4
NADDBUIL with BLDGNAME

Skip Instructions: 1: Goto MAILAD

2: Goto NADDST1

Instrument SAS Name: VERADD

Destination Data Set: FRONT

Report Section: FRONT

Field

NADDST1
NADDST1

Description: House Number

Form Pane Label: House Number

SAS Name:

Tag Name: NADDST1

Inherited Universe:

Universe: VERADD = Changed {2}

Universe Description: Physical address has changed

Question Text: * Enter corrections for **House Number** or press ENTER for Same/No Change.

^HNO ^HNOSUF ^STRNAME ^UNITDES

^PO, ^ST ^ZIP

Phy des: ^PHYSDES

GQ unit: ^GQUNITINFO

Non-City: ^NONCITYADD

Building: ^BLDGNAME

Fills: HNO

Instructions: Fill entry in HNO

Fills: HNOSUF

Instructions: Fill entry in HNOSUF

Fills: STRNAME

Instructions: Fill entry in STRNAME

Fills: UNITDES

Instructions: Fill entry in UNITDES

Fills: PO

Instructions: Fill entry in PO

Fills: ST

Instructions: Fill entry in ST

Fills: ZIP

Instructions: Fill entry in ZIP5 and ZIP4 in the format ZIP5-ZIP4

Fills: PHYSDDES

Instructions: Fill entry in PHYSDDES

Fills: GQUNITINFO

Instructions: Fill entry in GQUNITINFO

Fills: NONCITYADD

Instructions: Fill entry in NONCITYADD

Fills: BLDGNAME

Instructions: Fill entry in BLDGNAME

Type: String

Length: 10

- Don't Know
- Refuse
- Empty

- On Input
- On Output

Array:

Skip Instructions: Goto NADDST2

Instrument SAS Name: NADDST1

Destination Data Set: FRONT

Report Section: FRONT

Field

NADDST2
NADDST2

Description: House # Suffix

Form Pane Label: House # Suffix

SAS Name:

Tag Name: NADDST2

Inherited Universe:

Universe: VERADD = Changed {2}

Universe Description: Physical address has changed

Question Text: * Enter corrections for House # Suffix or Press ENTER for Same/No Change

^HNO ^HNOSUF ^STRNAME ^UNITDES
^PO, ^ST ^ZIP
Phy des: ^PHYSDES
GQ unit: ^GQUNITINFO
Non-City: ^NONCITYADD
Building: ^BLDGNAME

Fills: HNO

Instructions: Fill entry in HNO

Fills: HNOSUF

Instructions: Fill entry in HNOSUF

Fills: STRNAME

Instructions: Fill entry in STRNAME

Fills: UNITDES

Instructions: Fill entry in UNITDES

Fills: PO

Instructions: Fill entry in PO

Fills: ST

Instructions: Fill entry in ST

Fills: ZIP

Instructions: Fill entry in ZIP5 and ZIP4 in the format ZIP5-ZIP4

Fills: PHYSDDES

Instructions: Fill entry in PHYSDDES

Fills: GQUNITINFO

Instructions: Fill entry in GQUNITINFO

Fills: NONCITYADD

Instructions: Fill entry in NONCITYADD

Fills: BLDGNAME

Instructions: Fill entry in BLDGNAME

Type: String

Length: 3

- Don't Know
- Refuse
- Empty

- On Input
- On Output

Array:

Skip Instructions: Goto NADDST3

Instrument SAS Name: NADDST2

Destination Data Set: FRONT

Report Section: FRONT

Field

NADDST3
NADDST3

Description: Street Name

Form Pane Label: Street Name

SAS Name:

Tag Name: NADDST3

Inherited Universe:

Universe: VERADD = Changed {2}

Universe Description: Physical address has changed

Question Text: * [Enter corrections for Street Name or Press ENTER for Same/No Change](#)

[^HNO](#) [^HNOSUF](#) [^STRNAME](#) [^UNITDES](#)

[^PO](#), [^ST](#) [^ZIP](#)

Phy des: [^PHYSDES](#)

GQ unit: [^GQUNITINFO](#)

Non-City: [^NONCITYADD](#)

Building: [^BLDGNAME](#)

Fills: HNO

Instructions: Fill entry in HNO

Fills: HNOSUF

Instructions: Fill entry in HNOSUF

Fills: STRNAME

Instructions: Fill entry in STRNAME

Fills: UNITDES

Instructions: Fill entry in UNITDES

Fills: PO

Instructions: Fill entry in PO

Fills: ST

Instructions: Fill entry in ST

Fills: ZIP

Instructions: Fill entry in ZIP5 and ZIP4 in the format ZIP5-ZIP4

Fills: PHYSDDES

Instructions: Fill entry in PHYSDDES

Fills: GQUNITINFO

Instructions: Fill entry in GQUNITINFO

Fills: NONCITYADD

Instructions: Fill entry in NONCITYADD

Fills: BLDGNAME

Instructions: Fill entry in BLDGNAME

Type: String

Length: 49

- Don't Know
- Refuse
- Empty

- On Input
- On Output

Array:

Skip Instructions: Goto NADDST4

Instrument SAS Name: NADDST3

Report Section: FRONT

Field

NADDST4
NADDST4

Description: Unit Designation

Form Pane Label: Unit Designation

SAS Name:

Tag Name: NADDST4

Inherited Universe:

Universe: VERADD = Changed {2}

Universe Description: Physical address has changed

Question Text: * [Enter corrections for Unit Designation or Press ENTER for Same/No Change](#)

[^HNO ^HNOSUF ^STRNAME ^UNITDES](#)

[^PO, ^ST ^ZIP](#)

Phy des: [^PHYSDES](#)

GQ unit: [^GQUNITINFO](#)

Non-City: [^NONCITYADD](#)

Building: [^BLDGNAME](#)

Fills: HNO

Instructions: Fill entry in HNO

Fills: HNOSUF

Instructions: Fill entry in HNOSUF

Fills: STRNAME

Instructions: Fill entry in STRNAME

Fills: UNITDES

Instructions: Fill entry in UNITDES

Fills: PO

Instructions: Fill entry in PO

Fills: ST

Instructions: Fill entry in ST

Fills: ZIP

Instructions: Fill entry in ZIP5 and ZIP4 in the format ZIP5-ZIP4

Fills: PHYSDDES

Instructions: Fill entry in PHYSDDES

Fills: GQUNITINFO

Instructions: Fill entry in GQUNITINFO

Fills: NONCITYADD

Instructions: Fill entry in NONCITYADD

Fills: BLDGNAME

Instructions: Fill entry in BLDGNAME

Type: String

Length: 20

- Don't Know
- Refuse
- Empty

- On Input
- On Output

Array:

Skip Instructions: IF FRAME = 3 or RT25.GQINAREA = 1 then goto NADDST5
ELSE goto NADDST6

Instrument SAS Name: NADDST4

Destination Data Set: FRONT

Report Section: FRONT

Field

NADDST5
NADDST5

Description: GQ Unit Description

Form Pane Label: GQ Unit Desc

SAS Name:

Tag Name: NADDST5

Inherited Universe:

Universe: VERADD = Changed {2} AND (FRAME = GQ {3} OR Rt25.GQINAREA = '1')

Universe Description: Physical address has changed and this is a group quarters

Question Text: * [Enter corrections for Group Quarters Unit Description or Press ENTER for Same/No Change](#)

[^HNO](#) [^HNOSUF](#) [^STRNAME](#) [^UNITDES](#)
[^PO](#), [^ST](#) [^ZIP](#)
Phy des: [^PHYSDES](#)
GQ unit: [^GQUNITINFO](#)
Non-City: [^NONCITYADD](#)
Building: [^BLDGNAME](#)

Fills: HNO

Instructions: Fill entry in HNO

Fills: HNOSUF

Instructions: Fill entry in HNOSUF

Fills: STRNAME

Instructions: Fill entry in STRNAME

Fills: UNITDES

Instructions: Fill entry in UNITDES

Fills: PO

Instructions: Fill entry in PO

Fills: ST

Instructions: Fill entry in ST

Fills: ZIP

Instructions: Fill entry in ZIP5 and ZIP4 in the format ZIP5-ZIP4

Fills: PHYSDES

Instructions: Fill entry in PHYSDES

Fills: GQUNITINFO

Instructions: Fill entry in GQUNITINFO

Fills: NONCITYADD

Instructions: Fill entry in NONCITYADD

Fills: BLDGNAME

Instructions: Fill entry in BLDGNAME

Type: String
Length: 43

- Don't Know
- Refuse
- Empty

- On Input
- On Output

Array:

Skip Instructions: Goto NADDST6

Instrument SAS Name: NADDST5

Destination Data Set: FRONT

Report Section: FRONT

Date Implemented (YYYY-MM-DD): 2004-11-01 00:00:00

Field

NADDST6
NADDST6

Description: Non-City Style

Form Pane Label: Non-City Style

SAS Name:

Tag Name: NADDST6

Inherited Universe:

Universe: VERADD = Changed {2}

Universe Description: Physical address has changed

Question Text: * [Enter corrections for Non City Style Address or Press ENTER for Same/No Change](#)

[^HNO](#) [^HNOSUF](#) [^STRNAME](#) [^UNITDES](#)

[^PO,](#) [^ST](#) [^ZIP](#)

Phy des: [^PHYSDES](#)

GQ unit: [^GQUNITINFO](#)

Non-City: [^NONCITYADD](#)

Building: [^BLDGNAME](#)

Fills: HNO

Instructions: Fill entry in HNO

Fills: HNOSUF

Instructions: Fill entry in HNOSUF

Fills: STRNAME

Instructions: Fill entry in STRNAME

Fills: UNITDES

Instructions: Fill entry in UNITDES

Fills: PO

Instructions: Fill entry in PO

Fills: ST

Instructions: Fill entry in ST

Fills: ZIP

Instructions: Fill entry in ZIP5 and ZIP4 in the format ZIP5-ZIP4

Fills: PHYSDDES

Instructions: Fill entry in PHYSDDES

Fills: GQUNITINFO

Instructions: Fill entry in GQUNITINFO

Fills: NONCITYADD

Instructions: Fill entry in NONCITYADD

Fills: BLDGNAME

Instructions: Fill entry in BLDGNAME

Type: String
Length: 27

- Don't Know
- Refuse
- Empty

- On Input
- On Output

Array:

Skip Instructions: Goto NADDPHYS

Instrument SAS Name: NADDST6

Destination Data Set: FRONT

Report Section: FRONT

Date Implemented (YYYY-MM-DD): 2004-11-01 00:00:00

Field

NADDPHYS
NADDPHYS

Description: Physical Description

Form Pane Label: Physical Description

SAS Name:

Tag Name: NADDPHYS

Inherited Universe:

Universe: VERADD = Changed {2}

Universe Description: Physical address has changed

Question Text: * [Enter corrections for Physical Description or Press ENTER for Same/No Change](#)

[^HNO](#) [^HNOSUF](#) [^STRNAME](#) [^UNITDES](#)
[^PO](#), [^ST](#) [^ZIP](#)
Phy des: [^PHYSDES](#)
GQ unit: [^GQUNITINFO](#)
Non-City: [^NONCITYADD](#)
Building: [^BLDGNAME](#)

Fills: HNO

Instructions: Fill entry in HNO

Fills: HNOSUF

Instructions: Fill entry in HNOSUF

Fills: STRNAME

Instructions: Fill entry in STRNAME

Fills: UNITDES

Instructions: Fill entry in UNITDES

Fills: PO

Instructions: Fill entry in PO

Fills: ST

Instructions: Fill entry in ST

Fills: ZIP

Instructions: Fill entry in ZIP5 and ZIP4 in the format ZIP5-ZIP4

Fills: PHYSDDES

Instructions: Fill entry in PHYSDDES

Fills: GQUNITINFO

Instructions: Fill entry in GQUNITINFO

Fills: NONCITYADD

Instructions: Fill entry in NONCITYADD

Fills: BLDGNAME

Instructions: Fill entry in BLDGNAME

Type: String
Length: 99

- Don't Know
- Refuse
- Empty

- On Input
- On Output

Array:

Skip Instructions: Goto NADDCT

Instrument SAS Name: NADDPHYS

Destination Data Set: FRONT

Report Section: FRONT

Date Implemented (YYYY-MM-DD): 2004-11-01 00:00:00

Field

NADDCT
NADDCT

Description: City

Form Pane Label: City

SAS Name:

Tag Name: NADDCT

Inherited Universe:

Universe: VERADD = Changed {2}

Universe Description: Physical address has changed

Question Text: * Enter corrections for **City** or Press ENTER for Same/No Change

^HNO ^HNOSUF ^STRNAME ^UNITDES

^PO, ^ST ^ZIP

Phy des: ^PHYSDES

GQ unit: ^GQUNITINFO

Non-City: ^NONCITYADD

Building: ^BLDGNAME

Fills: HNO

Instructions: Fill entry in HNO

Fills: HNOSUF

Instructions: Fill entry in HNOSUF

Fills: STRNAME

Instructions: Fill entry in STRNAME

Fills: UNITDES

Instructions: Fill entry in UNITDES

Fills: PO

Instructions: Fill entry in PO

Fills: ST

Instructions: Fill entry in ST

Fills: ZIP

Instructions: Fill entry in ZIP5 and ZIP4 in the format ZIP5-ZIP4

Fills: PHYSDES

Instructions: Fill entry in PHYSDES

Fills: GQUNITINFO

Instructions: Fill entry in GQUNITINFO

Fills: NONCITYADD

Instructions: Fill entry in NONCITYADD

Fills: BLDGNAME

Instructions: Fill entry in BLDGNAME

Type: String

Length: 28

- Don't Know
- Refuse
- Empty

- On Input
- On Output

Array:

Skip Instructions: Goto NADDST

Instrument SAS Name: NADDCT

Destination Data Set: FRONT

Report Section: FRONT

Field

NADDST
NADDST

Description: State

Form Pane Label: State

SAS Name:

Tag Name: NADDST

Inherited Universe:

Universe: VERADD = Changed {2}

Universe Description: Physical address has changed

Help Screen: H_DESTCODE

Question Text: ? [F1]

✦ Enter corrections for **State** or Press ENTER for Same/No Change

^HNO ^HNOSUF ^STRNAME ^UNITDES
^PO, ^ST ^ZIP
Phy des: ^PHYSDES
GQ unit: ^GQUNITINFO
Non-City: ^NONCITYADD
Building: ^BLDGNAME

Fills: HNO

Instructions: Fill entry in HNO

Fills: HNOSUF

Instructions: Fill entry in HNOSUF

Fills: STRNAME

Instructions: Fill entry in STRNAME

Fills: UNITDES

Instructions: Fill entry in UNITDES

Fills: PO

Instructions: Fill entry in PO

Fills: ST

Instructions: Fill entry in ST

Fills: ZIP

Instructions: Fill entry in ZIP5 and ZIP4 in the format ZIP5-ZIP4

Fills: PHYSDDES

Instructions: Fill entry in PHYSDDES

Fills: GQUNITINFO

Instructions: Fill entry in GQUNITINFO

Fills: NONCITYADD

Instructions: Fill entry in NONCITYADD

Fills: BLDGNAME

Instructions: Fill entry in BLDGNAME

Type: String

Length: 2

- Don't Know
- Refuse
- Empty

- On Input
- On Output

Array:

Special Instructions: Use answer type TState - STRING[2], display width 4

Skip Instructions: Goto NADDZP

Instrument SAS Name: NADDST

Destination Data Set: FRONT

Report Section: FRONT

Field

NADDZP
NADDZP

Description: Zipcode

Form Pane Label: Zip

SAS Name:

Tag Name: NADDZP

Inherited Universe:

Universe: VERADD = Changed {2}

Universe Description: Physical address has changed

Question Text: * Enter corrections for Zipcode or Press ENTER for Same/No Change

^HNO ^HNOSUF ^STRNAME ^UNITDES
^PO, ^ST ^ZIP
Phy des: ^PHYSDES
GQ unit: ^GQUNITINFO
Non-City: ^NONCITYADD
Building: ^BLDGNAME

Fills: HNO

Instructions: Fill entry in HNO

Fills: HNOSUF

Instructions: Fill entry in HNOSUF

Fills: STRNAME

Instructions: Fill entry in STRNAME

Fills: UNITDES

Instructions: Fill entry in UNITDES

Fills: PO

Instructions: Fill entry in PO

Fills: ST

Instructions: Fill entry in ST

Fills: ZIP

Instructions: Fill entry in ZIP5 and ZIP4 in the format ZIP5-ZIP4

Fills: PHYSDDES

Instructions: Fill entry in PHYSDDES

Fills: GQUNITINFO

Instructions: Fill entry in GQUNITINFO

Fills: NONCITYADD

Instructions: Fill entry in NONCITYADD

Fills: BLDGNAME

Instructions: Fill entry in BLDGNAME

Type: String
Length: 9

- Don't Know
- Refuse
- Empty

- On Input
- On Output

Array:

Special Instructions: Use edit mask format ____ - ____

Skip Instructions: IF entry less than 5 digits then goto CK_NADDZP

ELSE goto NADDBUIL

Instrument SAS Name: NADDZP

Destination Data Set: FRONT

Report Section: FRONT

Check

CK_NADDZP
CK_NADDZP

Description: zip code entry less than 5 digits

Inherited Universe:

Universe: LEN(NADDZP) < 5

Universe Description:

Text: * You must enter all five digits of the zip code.

Check Instructions:

Type: Hard

Skip Instructions: Go back to NADDZP

NADDBUIL

NADDBUIL

Field

Description: Building Name

Form Pane Label: Building Name

SAS Name:

Tag Name: NADDBUIL

Inherited Universe:

Universe: VERADD = Changed {2}

Universe Description: Physical address has changed

Question Text: * [Enter corrections for Building Name or Press ENTER for Same/No Change](#)

[^HNO](#) [^HNOSUF](#) [^STRNAME](#) [^UNITDES](#)

[^PO](#), [^ST](#) [^ZIP](#)

Phy des: [^PHYSDES](#)

GQ unit: [^GQUNITINFO](#)

Non-City: [^NONCITYADD](#)

Building: [^BLDGNAME](#)

Fills: HNO

Instructions: Fill entry in HNO

Fills: HNOSUF

Instructions: Fill entry in HNOSUF

Fills: STRNAME

Instructions: Fill entry in STRNAME

Fills: UNITDES

Instructions: Fill entry in UNITDES

Fills: PO

Instructions: Fill entry in PO

Fills: ST

Instructions: Fill entry in ST

Fills: ZIP

Instructions: Fill entry in ZIP5 and ZIP4 in the format ZIP5-ZIP4

Fills: PHYSDDES

Instructions: Fill entry in PHYSDDES

Fills: GQUNITINFO

Instructions: Fill entry in GQUNITINFO

Fills: NONCITYADD

Instructions: Fill entry in NONCITYADD

Fills: BLDGNAME

Instructions: Fill entry in BLDGNAME

Type: String

Length: 100

- Don't Know
- Refuse
- Empty

- On Input
- On Output

Array:

Skip Instructions: Goto CK_ADDRESS

Instrument SAS Name: NADDBUIL

Destination Data Set: FRONT

Report Section: FRONT

Date Implemented (YYYY-MM-DD): 2004-11-01 00:00:00

CK_ADDRESS

CK_ADDRESS

Check

Description: Verify address changes are to be saved

Inherited Universe:

Universe: NADDBUIL = RESPONSE

Universe Description:

Text: [HH Address information has been updated.](#)

[Press SUPPRESS to save changes.](#)

[Press GOTO or CLOSE to re-edit HH Address fields.](#)

Check Instructions: If SUPPRESS then update address variables

Set HNO = NADDST1

Set HNOSUF = NADDST2

Set STRNAME = NADDST3

Set UNITDES = NADDST4

Set PHYDES = NADDPHYS

Set PO = NADDCT

Set ST = NADDST

Set ZIP5 = NADDZP[1:5]

Set ZIP4 = NADDZP[6:9]

Set GQUNITINFO = NADDST5

Set NONCITYADD = NADDST6

Set BLDGNAME = NADDBUIL

Type: Soft

Skip Instructions: SUPPRESS: Goto MAILAD

All others, go back to NADDBUIL

Field

MAILAD
MAILAD

Description: Mailing Address

Form Pane Label: Mailing Address

SAS Name:

Tag Name: MAILAD

Inherited Universe:

Universe: (VERADD = 1 or VERADD = 2) AND
(START = 1 or START = 2) AND
(GENINTRO = 1 or GENINTRO = 2) AND (REPLACE_HH <> 1) AND
(REPLACE_SPAWN <> 1)

Universe Description:

Question Text: ^Mailad1

**MHNO MHNOSUF MSTRNAME MUNITDES
MPO MST MZIP5-MZIP4**

GQ unit: MGQUNITINFO
Non-city: MNONCITYADD

Fills: Mailad1

Instructions: IF FLGMAILFROMHH = Yes {1} then fill 'Is this also your mailing address?'
ELSE fill 'I have your mailing address as *READ ADDRESS BELOW. Is that correct?'

Type: Enumerated

Length: 1

Answer List: TYesNo

Value:	Mnemonic:	Description:
1	Yes	Yes
2	No	No

- Don't Know
- Refuse
- Empty

- On Input
- On Output

Store Instructions: IF MAILAD = Yes {1} then set MFLAG = '1'
ELSEIF MAILAD = No {2} then set MFLAG = '2'

Array:

Skip Instructions: 1: Goto PHONENUMBER

2: Goto NMAILST1

Destination Data Set: FRONT

Report Section: FRONT

Field

NMAILST1
NMAILST1

Description: House Number

Form Pane Label: House #

SAS Name:

Tag Name: NMAILST1

Inherited Universe:

Universe: MAILAD = No {2}

Universe Description:

Question Text: * Enter change to Mailing address - **House #** or Press ENTER for Same/No Change

Address:

^HNO ^HNOSUF ^STRNAME
^UNITDESC
^PO, ^ST ^ZIP

Phys des: ^PHYSDES

GQ unit: ^GQUNITINFO

Non-Cty: ^NONCITYADD

Building: ^BLDGNAME

Mailing Address:

^MHNO ^MHNOSUF ^MSTRNAME
^MUNITDES
^MPO, ^MST ^MZIP

GQ unit: ^MGQUNITINFO

Non-city: ^MNONCITYADD

Fills: HNO

Instructions: Fill entry in HNO

Fills: HNOSUF

Instructions: Fill entry in HNOSUF

Fills: STRNAME

Instructions: Fill entry in STRNAME

Fills: MHNO

Instructions: FILL entry in MHNO

Fills: MHNOSUF

Instructions: FILL entry in MHNOSUF

Fills: MSTRNAME

Instructions: FILL entry in MSTRNAME

Fills: UNITDESC

Instructions: FILL entry in UNITDESC

Fills: MUNITDES

Instructions: FILL entry in MUNITDES

Fills: PO

Instructions: Fill entry in PO

Fills: ST

Instructions: Fill entry in ST

Fills: ZIP

Instructions: Fill entry in ZIP5 and ZIP4 in the format ZIP5-ZIP4

Fills: MPO

Instructions: FILL entry in MPO

Fills: MST

Instructions: FILL entry in MST

Fills: MZIP

Instructions: FILL entry in MZIP5 and MZIP4 in the format MZIP5-MZIP4

Fills: PHYSDDES

Instructions: Fill entry in PHYSDDES

Fills: GQUNITINFO

Instructions: Fill entry in GQUNITINFO

Fills: MGQUNITINFO

Instructions: FILL entry in MGQUNITINFO

Fills: NONCITYADD

Instructions: Fill entry in NONCITYADD

Fills: MNONCITYADD

Instructions: FILL entry in MNONCITYADD

Fills: BLDGNAME

Instructions: Fill entry in BLDGNAME

Type: String

Length: 10

- Don't Know
- Refuse
- Empty

- On Input
- On Output

Array:

Skip Instructions: Goto NMAILST2

Destination Data Set: FRONT

Report Section: FRONT

NMAILST2

NMAILST2

Field

Description: House # Suffix

Form Pane Label: House # Suffix

SAS Name:

Tag Name: NMAILST2

Inherited Universe:

Universe: MAILAD = No {2}

Universe Description:

Question Text: * Enter change to Mailing address - House # suffix or Press ENTER for Same/No Change

Address:

^HNO ^HNOSUF ^STRNAME
^UNITDESC
^PO, ^ST ^ZIP

Phys des: ^PHYSDES

GQ unit: ^GQUNITINFO

Non-Cty: ^NONCITYADD

Building: ^BLDGNAME

Mailing Address:

^MHNO ^MHNOSUF ^MSTRNAME
^MUNITDES
^MPO, ^MST ^MZIP

GQ unit: ^MGQUNITINFO

Non-city: ^MNONCITYADD

Fills: HNO

Instructions: Fill entry in HNO

Fills: HNOSUF

Instructions: Fill entry in HNOSUF

Fills: STRNAME

Instructions: Fill entry in STRNAME

Fills: MHNO

Instructions: FILL entry in MHNO

Fills: MHNOSUF

Instructions: FILL entry in MHNOSUF

Fills: MSTRNAME

Instructions: FILL entry in MSTRNAME

Fills: UNITDESC

Instructions: FILL entry in UNITDESC

Fills: MUNITDES

Instructions: FILL entry in MUNITDES

Fills: PO

Instructions: Fill entry in PO

Fills: ST

Instructions: Fill entry in ST

Fills: ZIP

Instructions: Fill entry in ZIP5 and ZIP4 in the format ZIP5-ZIP4

Fills: MPO

Instructions: FILL entry in MPO

Fills: MST

Instructions: FILL entry in MST

Fills: MZIP

Instructions: FILL entry in MZIP5 and MZIP4 in the format MZIP5-MZIP4

Fills: PHYSDDES

Instructions: Fill entry in PHYSDDES

Fills: GQUNITINFO

Instructions: Fill entry in GQUNITINFO

Fills: MGQUNITINFO

Instructions: FILL entry in MGQUNITINFO

Fills: NONCITYADD

Instructions: Fill entry in NONCITYADD

Fills: MNONCITYADD

Instructions: FILL entry in MNONCITYADD

Fills: BLDGNAME

Instructions: Fill entry in BLDGNAME

Type: String

Length: 3

- Don't Know
- Refuse
- Empty

- On Input
- On Output

Array:

Skip Instructions: Goto NMAILST3

Destination Data Set: FRONT

Report Section: FRONT

Field

NMAILST3
NMAILST3

Description: Street Name

Form Pane Label: Street Name

SAS Name:

Tag Name: NMAILST3

Inherited Universe:

Universe: MAILAD = No {2}

Universe Description:

Question Text: * Enter change to Mailing address - **Street Name** or Press ENTER for Same/No Change

Address:

^HNO ^HNOSUF ^STRNAME
^UNITDESC
^PO, ^ST ^ZIP

Phys des: ^PHYSDES

GQ unit: ^GQUNITINFO

Non-Cty: ^NONCITYADD

Building: ^BLDGNAME

Mailing Address:

^MHNO ^MHNOSUF ^MSTRNAME
^MUNITDES
^MPO, ^MST ^MZIP

GQ unit: ^MGQUNITINFO

Non-city: ^MNONCITYADD

Fills: HNO

Instructions: Fill entry in HNO

Fills: HNOSUF

Instructions: Fill entry in HNOSUF

Fills: STRNAME

Instructions: Fill entry in STRNAME

Fills: MHNO

Instructions: FILL entry in MHNO

Fills: MHNOSUF

Instructions: FILL entry in MHNOSUF

Fills: MSTRNAME

Instructions: FILL entry in MSTRNAME

Fills: UNITDESC

Instructions: FILL entry in UNITDESC

Fills: MUNITDES

Instructions: FILL entry in MUNITDES

Fills: PO

Instructions: Fill entry in PO

Fills: ST

Instructions: Fill entry in ST

Fills: ZIP

Instructions: Fill entry in ZIP5 and ZIP4 in the format ZIP5-ZIP4

Fills: MPO

Instructions: FILL entry in MPO

Fills: MST

Instructions: FILL entry in MST

Fills: MZIP

Instructions: FILL entry in MZIP5 and MZIP4 in the format MZIP5-MZIP4

Fills: PHYSDDES

Instructions: Fill entry in PHYSDDES

Fills: GQUNITINFO

Instructions: Fill entry in GQUNITINFO

Fills: MGQUNITINFO

Instructions: FILL entry in MGQUNITINFO

Fills: NONCITYADD

Instructions: Fill entry in NONCITYADD

Fills: MNONCITYADD

Instructions: FILL entry in MNONCITYADD

Fills: BLDGNAME

Instructions: Fill entry in BLDGNAME

Type: String

Length: 49

- Don't Know
- Refuse
- Empty

- On Input
- On Output

Array:

Skip Instructions: Goto NMAILST4

Destination Data Set: FRONT

Report Section: FRONT

NMAILST4

NMAILST4

Field

Description: Unit Designation

Form Pane Label: Unit Designation

SAS Name:

Tag Name: NMAILST4

Inherited Universe:

Universe: MAILAD = No {2}

Universe Description:

Question Text: * Enter change to Mailing address - **Unit Designation** or Press ENTER for Same/No Change

Address:

^HNO ^HNOSUF ^STRNAME
^UNITDESC
^PO, ^ST ^ZIP

Phys des: ^PHYSDES

GQ unit: ^GQUNITINFO

Non-Cty: ^NONCITYADD

Building: ^BLDGNAME

Mailing Address:

^MHNO ^MHNOSUF ^MSTRNAME
^MUNITDES
^MPO, ^MST ^MZIP

GQ unit: ^MGQUNITINFO

Non-city: ^MNONCITYADD

Fills: HNO

Instructions: Fill entry in HNO

Fills: HNOSUF

Instructions: Fill entry in HNOSUF

Fills: STRNAME

Instructions: Fill entry in STRNAME

Fills: MHNO

Instructions: FILL entry in MHNO

Fills: MHNOSUF

Instructions: FILL entry in MHNOSUF

Fills: MSTRNAME

Instructions: FILL entry in MSTRNAME

Fills: UNITDESC

Instructions: FILL entry in UNITDESC

Fills: MUNITDES

Instructions: FILL entry in MUNITDES

Fills: PO

Instructions: Fill entry in PO

Fills: ST

Instructions: Fill entry in ST

Fills: ZIP

Instructions: Fill entry in ZIP5 and ZIP4 in the format ZIP5-ZIP4

Fills: MPO

Instructions: FILL entry in MPO

Fills: MST

Instructions: FILL entry in MST

Fills: MZIP

Instructions: FILL entry in MZIP5 and MZIP4 in the format MZIP5-MZIP4

Fills: PHYSDDES

Instructions: Fill entry in PHYSDDES

Fills: GQUNITINFO

Instructions: Fill entry in GQUNITINFO

Fills: MGQUNITINFO

Instructions: FILL entry in MGQUNITINFO

Fills: NONCITYADD

Instructions: Fill entry in NONCITYADD

Fills: MNONCITYADD

Instructions: FILL entry in MNONCITYADD

Fills: BLDGNAME

Instructions: Fill entry in BLDGNAME

Type: String

Length: 20

- Don't Know
- Refuse
- Empty

- On Input
- On Output

Array:

Skip Instructions: IF FRAME = 3 OR RT25.GQINAREA = 1 then goto NMAILST5
ELSE goto NMAILST6

Destination Data Set: FRONT

Report Section: FRONT

Field

NMAILST5
NMAILST5

Description: GQ Unit Description

Form Pane Label: GQ Unit Desc

SAS Name:

Tag Name: NMAILST5

Inherited Universe:

Universe: FRAME = GQ {3} OR GQINAREA = '1'

Universe Description:

Question Text: * Enter change to Mailing address - GQ Unit Description or Press ENTER for Same/No Change

Address:

^HNO ^HNOSUF ^STRNAME

^UNITDESC

^PO, ^ST ^ZIP

Phys des: ^PHYSDES

GQ unit: ^MGQUNITINFO

Non-Cty: ^NONCITYADD

Building: ^BLDGNAME

Mailing Address:

^MHNO ^MHNOSUF ^MSTRNAME

^MUNITDES

^MPO, ^MST ^MZIP

GQ unit: ^MGQUNITINFO

Non-city: ^MNONCITYADD

Fills: HNO

Instructions: Fill entry in HNO

Fills: HNOSUF

Instructions: Fill entry in HNOSUF

Fills: STRNAME

Instructions: Fill entry in STRNAME

Fills: MHNO

Instructions: FILL entry in MHNO

Fills: MHNOSUF

Instructions: FILL entry in MHNOSUF

Fills: MSTRNAME

Instructions: FILL entry in MSTRNAME

Fills: UNITDESC

Instructions: FILL entry in UNITDESC

Fills: MUNITDES

Instructions: FILL entry in MUNITDES

Fills: PO

Instructions: Fill entry in PO

Fills: ST

Instructions: Fill entry in ST

Fills: ZIP

Instructions: Fill entry in ZIP5 and ZIP4 in the format ZIP5-ZIP4

Fills: MPO

Instructions: FILL entry in MPO

Fills: MST

Instructions: FILL entry in MST

Fills: MZIP

Instructions: FILL entry in MZIP5 and MZIP4 in the format MZIP5-MZIP4

Fills: PHYSDDES

Instructions: Fill entry in PHYSDDES

Fills: MGQUNITINFO

Instructions: FILL entry in MGQUNITINFO

Fills: NONCITYADD

Instructions: Fill entry in NONCITYADD

Fills: MNONCITYADD

Instructions: FILL entry in MNONCITYADD

Fills: BLDGNAME

Instructions: Fill entry in BLDGNAME

Type: String

Length: 43

- Don't Know
- Refuse

Empty

On Input

On Output

Array:

Skip Instructions: Goto NMAILST6

Destination Data Set: FRONT

Report Section: FRONT

Date Implemented (YYYY-MM-DD): 2004-11-01 00:00:00

NMAILST6

Field

NMAILST6

Description: Non-City Style

Form Pane Label: Non-City Style

SAS Name:

Tag Name: NMAILST6

Inherited Universe:

Universe: MAILAD = No {2}

Universe Description:

Question Text: * Enter change to Mailing address - Non-City Style Address or Press ENTER for Same/No Change

Address:

^HNO ^HNOSUF ^STRNAME
^UNITDESC
^PO, ^ST ^ZIP

Phys des: ^PHYSDES

GQ unit: ^GQUNITINFO

Non-Cty: ^NONCITYADD

Building: ^BLDGNAME

Mailing Address:

^MHNO ^MHNOSUF ^MSTRNAME
^MUNITDES
^MPO, ^MST ^MZIP

GQ unit: ^MGQUNITINFO

Non-city: ^MNONCITYADD

Fills: HNO

Instructions: Fill entry in HNO

Fills: HNOSUF

Instructions: Fill entry in HNOSUF

Fills: STRNAME

Instructions: Fill entry in STRNAME

Fills: MHNO

Instructions: FILL entry in MHNO

Fills: MHNOSUF

Instructions: FILL entry in MHNOSUF

Fills: MSTRNAME

Instructions: FILL entry in MSTRNAME

Fills: UNITDESC

Instructions: FILL entry in UNITDESC

Fills: MUNITDES

Instructions: FILL entry in MUNITDES

Fills: PO

Instructions: Fill entry in PO

Fills: ST

Instructions: Fill entry in ST

Fills: ZIP

Instructions: Fill entry in ZIP5 and ZIP4 in the format ZIP5-ZIP4

Fills: MPO

Instructions: FILL entry in MPO

Fills: MST

Instructions: FILL entry in MST

Fills: MZIP

Instructions: FILL entry in MZIP5 and MZIP4 in the format MZIP5-MZIP4

Fills: PHYSDDES

Instructions: Fill entry in PHYSDDES

Fills: GQUNITINFO

Instructions: Fill entry in GQUNITINFO

Fills: MGQUNITINFO

Instructions: FILL entry in MGQUNITINFO

Fills: NONCITYADD

Instructions: Fill entry in NONCITYADD

Fills: MNONCITYADD

Instructions: FILL entry in MNONCITYADD

Fills: BLDGNAME

Instructions: Fill entry in BLDGNAME

Type: String

Length: 27

- Don't Know
- Refuse
- Empty

- On Input
- On Output

Array:

Skip Instructions: IF no entry in NMAILST1 and NMAILST6 then goto CK_NMAILST6
ELSE goto NMAILCT

Destination Data Set: FRONT

Report Section: FRONT

Date Implemented (YYYY-MM-DD): 2004-11-01 00:00:00

Check

CK_NMAILST6
CK_NMAILST6

Description: There needs to be an entry in House # or Non-City Address

Inherited Universe:

Universe: NMAILST1 = EMPTY AND NMAILST6 = EMPTY

Universe Description:

Text: ♦ [There must be data in at least one of these fields](#)

Check Instructions:

Type: Hard

Skip Instructions: Go back to NMAILST6

NMAILCT

NMAILCT

Field

Description: City

Form Pane Label: City

SAS Name:

Tag Name: NMAILCT

Inherited Universe:

Universe: MAILAD = No {2}

Universe Description:

Question Text: * Enter change to Mailing address - **City** or Press ENTER for Same/No Change

Address:

^HNO ^HNOSUF ^STRNAME
^UNITDESC
^PO, ^ST ^ZIP

Phys des: ^PHYSDES

GQ unit: ^GQUNITINFO

Non-Cty: ^NONCITYADD

Building: ^BLDGNAME

Mailing Address:

^MHNO ^MHNOSUF ^MSTRNAME
^MUNITDES
^MPO, ^MST ^MZIP

GQ unit: ^MGQUNITINFO

Non-city: ^MNONCITYADD

Fills: HNOSUF

Instructions: Fill entry in HNOSUF

Fills: HNO

Instructions: Fill entry in HNO

Fills: STRNAME

Instructions: Fill entry in STRNAME

Fills: MHNO

Instructions: FILL entry in MHNO

Fills: MHNOSUF

Instructions: FILL entry in MHNOSUF

Fills: MSTRNAME

Instructions: FILL entry in MSTRNAME

Fills: UNITDESC

Instructions: FILL entry in UNITDESC

Fills: MUNITDES

Instructions: FILL entry in MUNITDES

Fills: PO

Instructions: Fill entry in PO

Fills: ST

Instructions: Fill entry in ST

Fills: ZIP

Instructions: Fill entry in ZIP5 and ZIP4 in the format ZIP5-ZIP4

Fills: MPO

Instructions: FILL entry in MPO

Fills: MST

Instructions: FILL entry in MST

Fills: MZIP

Instructions: FILL entry in MZIP5 and MZIP4 in the format MZIP5-MZIP4

Fills: PHYSDDES

Instructions: Fill entry in PHYSDDES

Fills: GQUNITINFO

Instructions: Fill entry in GQUNITINFO

Fills: MGQUNITINFO

Instructions: FILL entry in MGQUNITINFO

Fills: NONCITYADD

Instructions: Fill entry in NONCITYADD

Fills: MNONCITYADD

Instructions: FILL entry in MNONCITYADD

Fills: BLDGNAME

Instructions: Fill entry in BLDGNAME

Type: String

Length: 28

- Don't Know
- Refuse
- Empty

- On Input
- On Output

Array:

Skip Instructions: Goto NMAILST

Destination Data Set: FRONT

Report Section: FRONT

Field

NMAILST
NMAILST

Description: State

Form Pane Label: State

SAS Name:

Tag Name: NMAILST

Inherited Universe:

Universe: MAILAD = No {2}

Universe Description:

Help Screen: H_DESTCODE

Question Text: ? [F1]

✦ Enter change to Mailing address -**State** or Press ENTER for Same/No Change

Address:

^HNO ^HNOSUF ^STRNAME

^UNITDESC

^PO, ^ST ^ZIP

Phys des: ^PHYSDES

GQ unit: ^GQUNITINFO

Non-Cty: ^NONCITYADD

Building: ^BLDGNAME

Mailing Address:

^MHNO ^MHNOSUF ^MSTRNAME

^MUNITDES

^MPO, ^MST ^MZIP

GQ unit: ^MGQUNITINFO

Non-city: ^MNONCITYADD

Fills: HNO

Instructions: Fill entry in HNO

Fills: HNOSUF

Instructions: Fill entry in HNOSUF

Fills: STRNAME

Instructions: Fill entry in STRNAME

Fills: MHNO

Instructions: FILL entry in MHNO

Fills: MHNOSUF

Instructions: FILL entry in MHNOSUF

Fills: MSTRNAME

Instructions: FILL entry in MSTRNAME

Fills: UNITDESC

Instructions: FILL entry in UNITDESC

Fills: MUNITDES

Instructions: FILL entry in MUNITDES

Fills: PO

Instructions: Fill entry in PO

Fills: ST

Instructions: Fill entry in ST

Fills: ZIP

Instructions: Fill entry in ZIP5 and ZIP4 in the format ZIP5-ZIP4

Fills: MPO

Instructions: FILL entry in MPO

Fills: MST

Instructions: FILL entry in MST

Fills: MZIP

Instructions: FILL entry in MZIP5 and MZIP4 in the format MZIP5-MZIP4

Fills: PHYSDDES

Instructions: Fill entry in PHYSDDES

Fills: GQUNITINFO

Instructions: Fill entry in GQUNITINFO

Fills: MGQUNITINFO

Instructions: FILL entry in MGQUNITINFO

Fills: NONCITYADD

Instructions: Fill entry in NONCITYADD

Fills: MNONCITYADD

Instructions: FILL entry in MNONCITYADD

Fills: BLDGNAME

Instructions: Fill entry in BLDGNAME

Type: String
Length: 2

- Don't Know
- Refuse
- Empty

- On Input
- On Output

Array:

Special Instructions: Use answer type TState - STRING[2], display width 4

Skip Instructions: Goto NMAILZP1

Destination Data Set: FRONT

Report Section: FRONT

NMAILZP1

Field

NMAILZP1

Description: Zipcode

Form Pane Label: Zip

SAS Name:

Tag Name: NMAILZP1

Inherited Universe:

Universe: MAILAD = No {2}

Universe Description:

Question Text: * Enter change to Mailing address - **Zipcode** or Press ENTER for Same/No Change

Address:

^HNO ^HNOSUF ^STRNAME
^UNITDESC
^PO, ^ST ^ZIP

Phys des: ^PHYSDES

GQ unit: ^GQUNITINFO

Non-Cty: ^NONCITYADD

Building: ^BLDGNAME

Mailing Address:

^MHNO ^MHNOSUF ^MSTRNAME
^MUNITDES
^MPO, ^MST ^MZIP

GQ unit: ^MGQUNITINFO

Non-city: ^MNONCITYADD

Fills: HNO

Instructions: Fill entry in HNO

Fills: HNOSUF

Instructions: Fill entry in HNOSUF

Fills: STRNAME

Instructions: Fill entry in STRNAME

Fills: MHNO

Instructions: FILL entry in MHNO

Fills: MHNOSUF

Instructions: FILL entry in MHNOSUF

Fills: MSTRNAME

Instructions: FILL entry in MSTRNAME

Fills: UNITDESC

Instructions: FILL entry in UNITDESC

Fills: MUNITDES

Instructions: FILL entry in MUNITDES

Fills: PO

Instructions: Fill entry in PO

Fills: ST

Instructions: Fill entry in ST

Fills: ZIP

Instructions: Fill entry in ZIP5 and ZIP4 in the format ZIP5-ZIP4

Fills: MPO

Instructions: FILL entry in MPO

Fills: MST

Instructions: FILL entry in MST

Fills: MZIP

Instructions: FILL entry in MZIP5 and MZIP4 in the format MZIP5-MZIP4

Fills: PHYSDDES

Instructions: Fill entry in PHYSDDES

Fills: GQUNITINFO

Instructions: Fill entry in GQUNITINFO

Fills: MGQUNITINFO

Instructions: FILL entry in MGQUNITINFO

Fills: NONCITYADD

Instructions: Fill entry in NONCITYADD

Fills: MNONCITYADD

Instructions: FILL entry in MNONCITYADD

Fills: BLDGNAME

Instructions: Fill entry in BLDGNAME

Type: String

Length: 9

- Don't Know
- Refuse
- Empty

- On Input
- On Output

Array:

Special Instructions: Use edit mask format ____-____

Skip Instructions: IF entry is less than 5 digits then goto CK_NMAILZP1

ELSE goto CK_MAILADDRESS

Destination Data Set: FRONT

Report Section: FRONT

Check

CK_NMAILZP1
CK_NMAILZP1

Description: Zip code entry is less than 5 digits

Inherited Universe:

Universe: LEN(NMAILZP1) < 5

Universe Description:

Text: * You must enter all five digits of the zip code

Check Instructions:

Type: Hard

Skip Instructions: Go back to NMAILZP1

CK_MAILADDRESS

CK_MAILADDRESS

Check

Description: Verify mailing address changes are to be saved

Inherited Universe:

Universe: NMAILZP1 = RESPONSE or NMAILZP1 = NONRESPONSE

Universe Description:

Text: [Mailing address information has been updated.](#)

[Press SUPPRESS to save changes.](#)

[Press GOTO or CLOSE to re-edit Mailing address fields](#)

Check Instructions: If SUPPRESS then update mailing address variables

Store NMAILST1 in MHNO

Store NMAILST2 in MHNOSUF

Store NMAILST3 in MSTRNAME

Store NMAILST4 in MUNITDES

Store NMAILCT in MPO

Store NMAILST in MST

Store NMAILZP1 position 1-5 in MZIP5

Store NMAILZP1 position 6-9 in MZIP4

Store NMAILST5 in MGQUNITINFO

Store NMAILST6 in MNONCITYADD

Type: Soft

Skip Instructions: SUPPRESS: Goto PHONENUMBER

All others, go back to NMAILZP1

Field

PHONENUMBER

PHONENUMBER

Description: Telephone #

Form Pane Label: Telephone #

SAS Name:

Tag Name: PHONENUMBER

Inherited Universe:

Universe: (MAILAD = 1 or MAILAD = 2) AND
(START = 1 or START = 2) AND
(GENINTRO = 1 or GENINTRO = 2) AND
(REPLACE_HH <> Yes {1}) AND (REPLACE_SPAWN <> Continue {1})

Universe Description:

Question Text: ♦ [Ask or verify, if necessary.](#)

What is your telephone number?

♦ [Enter phone number or 0 for None/Refused](#)

Type: String

Length: 15

- Don't Know
- Refuse
- Empty

- On Input
- On Output

Store Instructions: IF PHONENUMBER = 0 then set PHONETYP = EMPTY

Set AREA = EMPTY

Set PREFIX = EMPTY

Set SUFFIX = EMPTY

Set EXTN = EMPTY

Set PHONENUM = EMPTY

ELSEIF PHONENUMBER <> 0

Set AREA = PHONENUMBER[1:3]

Set PREFIX = PHONENUMBER[4:6]

Set SUFFIX = PHONENUMBER[7:10]

Set EXTN = PHONENUM[11:15]

Set PHONENUM = PHONENUMBER[1:10]

Array:

Special Instructions: Use the phone number edit mask.

Skip Instructions: IF PHONENUMBER = 0 then exit block and goto BCOVERAGE
ELSEIF PHONENUMBER less than 10 digits then goto CK_PHONENUMBER
ELSE goto PHTYP1

Instrument SAS Name: PHONENUMBER

Destination Data Set: FRONT

Sponsor Field Type: C

Report Section: FRONT

Check

CK_PHONENUMBER
CK_PHONENUMBER

Description: phone number less than 10 digits

Inherited Universe:

Universe: LEN(PHONENUMBER) < 10 digits AND PHONENUMBER <> 0

Universe Description:

Text: * [Entry cannot be less than 10 digits](#)

Check Instructions:

Type: Hard

Skip Instructions: Go back to PHONENUMBER

PHTYP1

PHTYP1

Field

Description: Phone Type

Form Pane Label: Phone Type

SAS Name:

Tag Name: PHTYP1

Inherited Universe:

Universe: PHONENUMBER <> 0 AND
(REPLACE_HH <> Yes {1}) AND (REPLACE_SPAWN <> Continue {1})

Universe Description: Valid phone number entered in PHONENUMBER

Question Text: ♦ Is this a home, work, or cell number?

Type: Enumerated

Length: 1

Answer List: TPHTYP

Value:	Mnemonic:	Description:
1	Home	Home
2	Work	Work
3	Cell	Cell

- Don't Know
- Refuse
- Empty

- On Input
- On Output

Store Instructions: IF PHTYP1 = 1, 2 or 3 then set PHONETYP = PHTYP1

Array:

Skip Instructions: Exit block and goto BCOVERAGE

Instrument SAS Name: PHTYP1

Destination Data Set: FRONT

Sponsor Field Type: N

Report Section: FRONT

Date Implemented (YYYY-MM-DD): April 2017

I_TOTALCU

I_TOTALCU

Field

Description: Total number of CU's from last quarter

Form Pane Label:

SAS Name:

Tag Name:

Inherited Universe:

Universe:

Universe Description:

Question Text:

Type: String

Length: 2

- Don't Know
- Refuse
- Empty

- On Input
- On Output

Array:

Special Instructions: See setup specifications for how this variable is set.

Instrument SAS Name: I_TOTALCU

Report Section: FRONT

Block

blkCase_Consent
blkCase_Consent

Description: Ask/Update CARI Consent question

Tab Name: CARI Consent

Fly Over Name: Update CARI Consent

Universe Type: If

Inherited Universe:

Universe: ([bAdmin.ExitInterview <> Yes {1} and bAdmin.ReplaceSpawn <> Yes {1} and (Start = Continue {1} or Start = SkipNotes {2}) and BFRONT.PHONENUMBER = RESPONSE] or CTRL_Q is pressed) AND CARISAMPLE = 1

Universe Description:

Array:

Block Instructions: 1. Section Label: CARI Consent

2. Once the universe is met, display parallel tab and allow CTRL-Q to access that tab.

CARICON_HH

CARICON_HH

Field

Description: CARI consent

Form Pane Label: CARI Consent

SAS Name:

Tag Name: CARICON1

Inherited Universe:

Universe:

Universe Description:

Help Screen: H_CARIFAQ

Question Text: ? [F1]

This interview may be recorded for quality control purposes. Is that okay?

^caricon_fill

Fills: caricon_fill

Instructions: If CASE_CONSENT = Yes {1} and CARICON_HH <> EMPTY then fill * To turn CARI Off, Enter 2 - No'

elseif CASE_CONSENT = No {2} and CARICON_HH <> EMPTY then fill * To turn CARI On, Enter 1 - Yes'

Type: Enumerated

Length: 1

Answer List: TYesNo

Value:	Mnemonic:	Description:
1	Yes	Yes
2	No	No

- Don't Know
- Refuse
- Empty

- On Input
- On Output

Store Instructions: Save off original cari consent answer

Do ONCE: IF CARICON_HH = RESPONSE then set CARICON_Orig =
CARICON_HH

Array:

Special Instructions: NOTE: This is a temporary field so that it will be blank on callbacks and therefore reasked. Case_Consent is the output variable.

Skip Instructions: Goto bCeintro.BUSCREEN

Instrument SAS Name: CARICON_HH

Destination Data Set: FMIS

Report Section: CARI

Date Implemented (YYYY-MM-DD): October 2021

CARICON_Orig

CARICON_Orig

Field

Description: Original (first) entry to CARI Consent

Form Pane Label:

SAS Name: OCARICON

Tag Name:

Inherited Universe:

Universe:

Universe Description:

Question Text:

Type: Enumerated

Length: 1

Answer List: TYesNo

Value:	Mnemonic:	Description:
1	Yes	Yes
2	No	No

- Don't Know
- Refuse
- Empty

- On Input
- On Output

Array:

Special Instructions: See store instructions on bCase_Consent.CARICON_HH for how this variable is set.

Instrument SAS Name: CARICON_Orig

Destination Data Set: FMIS

Sponsor Field Type: C

Report Section: CARI

Date Implemented (YYYY-MM-DD): October 2021

CARI_Continue

Field

CARI_Continue

Description: Press END to continue interviewing

Form Pane Label: Press END

SAS Name:

Tag Name:

Inherited Universe:

Universe: bAdmin.ExitInterview <> Yes {1} AND bAdmin.ReplaceSpawn <> Yes {1} AND (bFront.Start = Continue {1} or bFront.Start = SkipNotes {2}) AND CARISAMPLE = 1 AND blkCase_Consent.CARICON_HH = RESPONSE AND CE_INTRO = Continue {1} AND BBack.blkAppt.AskPhone2 <> EMPTY

Universe Description:

Question Text: ♦ [Press the END key to return to the next unanswered question.](#)

Type: String

Length: 1

- Don't Know
- Refuse
- Empty

- On Input
- On Output

Array:

Instrument SAS Name: CARI_Continue

Destination Data Set: FMIS

Report Section: CARI

Block

BCOVERAGE
BCOVERAGE

Description: Coverage / Noninterview

Tab Name:

Fly Over Name:

Universe Type: If

Inherited Universe:

Universe: (BFront.START = Continue {1} or BFront.START = SkipNotes {2}
or BFront.START = Noninterview {5} or
BFront.GENINTRO = Noninterview {3})
AND BAdmin.REPLACESPAWN <> 'Yes'

Universe Description: Interview or noninterview that is not a replacement household

Array:

Block Instructions: Section Label: Coverage

NOTE: Do not recollect coverage questions for New CU's(Copy parent info to new cu during spawning or during processing)

NONTYP

NONTYP

Field

Description: type of noninterview

Form Pane Label: Type of Noninterview

SAS Name:

Tag Name: NONTYP

Inherited Universe:

Universe: START = Noninterview {5} OR GENINTRO = Noninterview {3}

Universe Description:

Question Text: * What type of non-interview do you have?

Type A = No one home, Temporarily absent, or refusal

Type B = Vacant, under construction, occupied by persons with URE

Type C = Demolished, house moved, merged, condemned, located on base, CU moved

Type: Enumerated

Length: 1

Answer List: TNONTYP

Value:	Mnemonic:	Description:
1	TYPE_A	TYPE A
2	TYPE_B	TYPE B
3	TYPE_C	TYPE C

- Don't Know
- Refuse
- Empty

- On Input
- On Output

Array:

Skip Instructions: 1: Goto TYPEA
2: Goto TYPEB

3: Goto TYPEC

Instrument SAS Name: NONTYP

Destination Data Set: FMLY

Report Section: COVERAGE

TYPEA

Field

TYPEA

Description: Type A - non-interview

Form Pane Label: Type A

SAS Name:

Tag Name: TYPEA

Inherited Universe:

Universe: NONTYP = TYPE_A {1}

Universe Description:

Question Text: * Enter TYPE A noninterview.

Type: Enumerated

Length: 1

Answer List: TTYPEA

Value:	Mnemonic:	Description:
1	NOH	No one home
2	Avoid	Avoidance/Silent Refusal
3	TA	Temporarily Absent
4	Hostile	Hostile respondent
5	Time	Time related excuses
6	Language	Language problem
7	ORefusal	Refused - specify
8	OTypeA	Other Type A -specify

- Don't Know
- Refuse
- Empty

- On Input
- On Output

Store Instructions: 1. Set Outcome Code

IF TYPEA = NOH {1} or TYPEA = Avoid {2} then set OUTCOME = '216'

ELSEIF TYPEA = TA {3} then set OUTCOME = '217'

ELSEIF TYPEA = Hostile {4} THEN set Outcome = '321'

ELSEIF TYPEA = Time {5} THEN set Outcome = '322'

ELSEIF TYPEA = Language {6} THEN set Outcome = '323'
ELSEIF TYPEA = ORefusal {7} THEN set Outcome = '324'
ELSEIF TYPEA = OTypeA {8} THEN set Outcome = '219'

2. IF TYPEA = 1-8 then set EXITINTERVIEW = 1

3. IF TYPEA = RESPONSE and RT2501.URRAL = 'R' and
RT2501.FRAME = GQ {3} and
(RT2501.GQTYPE <> 901 or 902)
THEN set FM_SALES = No {2}

Array:

Skip Instructions: 1-6: IF RT2501.URRAL = R and (RT2501.FRAME <> 3 or
RT2501.GQTYPE = 901 or 903) AND
(REPLACE = 1 or (INTNMBR = 1 or NEWCU = 1)
AND NEWUNIT <> S) then goto FM_SALES
ELSEIF ((INTNMBR = 1 or _NEWCU_ = 1) and NEWUNIT <> S)
then goto GQ_UNIT
ELSE goto RACETYP

7: Goto REASON_S

8: IF RT25.IMPADD = 1 then goto CK_TYPEA
ELSE goto TYPEASP

Instrument SAS Name: TYPEA

Destination Data Set: FMLY

Sponsor Field Type: N

Report Section: COVERAGE

CK_TYPEA

CK_TYPEA

Check

Description:

Inherited Universe:

Universe: TYPEA = OTypeA {8} AND RT25.IMPADD = '1'

Universe Description:

Text: ♦ Are you coding this case as "Unable to locate"

If YES, please use the new TYPE C - Unlocatable Sample Address selection on the TYPE C screen. Press

ENTER and then go back to NONTYP and select 3. TYPEC.

If NO, press 'S' for suppress

Check Instructions:

Type: Soft

Skip Instructions: SUPPRESS: Goto TYPEASP

All others, go back to TYPEA

Field

TYPEASP
TYPEASP

Description: Type A specify

Form Pane Label: Type A - Specify

SAS Name: TYPEASP

Tag Name: TYPEASP

Inherited Universe:

Universe: TYPEA = OTypeA {8}

Universe Description: Other Type A

Question Text: * Specify other TYPE A

Type: String

Length: 30

- Don't Know
- Refuse
- Empty

- On Input
- On Output

Array:

Skip Instructions: IF RT2501.URRAL = R and (RT2501.FRAME <> 3 or
RT2501.GQTYPE = 901 or 902) AND (REPLACE = 1
or (INTNMBR = 1 or _NEWCU_ = 1) AND
NEWUNIT <> S) then goto FM_SALES

IF ((INTNMBR = 1 or _NEWCU_ = 1) and NEWUNIT <> S)
then goto GQ_UNIT

ELSE goto RACETYP

Instrument SAS Name: TYPEASP

Destination Data Set: FMLY

Sponsor Field Type: C

Report Section: COVERAGE

REASON_S

REASON_S

Field

Description: Refusal reason specify

Form Pane Label: Refusal Specify

SAS Name: REASON_S

Tag Name: REASON_S

Inherited Universe:

Universe: TYPEA = ORefusal {7}

Universe Description: Other type of refusal

Question Text: * Specify type of refusal

Type: String

Length: 45

- Don't Know
- Refuse
- Empty

- On Input
- On Output

Array:

Skip Instructions: IF RT2501.URRAL = R and (RT2501.FRAME <> 3
or RT2501.GQTYPE = 901 or 902) AND
(REPLACE = 1 or ((INTNMBR = 1 or _NEWCU_ = 1)
AND NEWUNIT <> S) then goto FM_SALES

ELSEIF ((INTNMBR = 1 or _NEWCU_ = 1) and
NEWUNIT <> S) then goto GQ_UNIT

ELSE goto RACETYP

Instrument SAS Name: REASON_S

Destination Data Set: FMLY

Sponsor Field Type: C

Report Section: COVERAGE

Field

TYPEB
TYPEB

Description: Type B - non-interview

Form Pane Label: Type B

SAS Name:

Tag Name: TYPEB

Inherited Universe:

Universe: NONTYP = TYPE_B {2}

Universe Description:

Question Text: * Enter TYPE B noninterview

Type: Enumerated

Length: 2

Answer List: TTYPEB

Value:	Mnemonic:	Description:
1	RENT	Vacant (for rent)
2	SALE	Vacant (for sale)
3	OTYPEVACANT	Vacant (other)
4	URE	Occupied by persons with URE
5	NOTREADY	Under construction, not ready
6	UNDERAGE	All persons under 16
7	UNFIT	Unfit or to be demolished
8	UNOCCUPYTT	Unoccupied tent or trailer site
9	PERMITNOCONSTR	Permit granted, construction not started
10	OTYPEB	Other Type B -specify

- Don't Know
- Refuse
- Empty

- On Input
- On Output

Store Instructions: 1. Set Outcome

```
IF TYPEB = RENT {1} THEN set Outcome = '226'  
IF TYPEB = SALE {2} THEN set Outcome = '331'  
IF TYPEB = OTYPEVACANT {3} THEN set Outcome = '332'  
IF TYPEB = URE {4} THEN set Outcome = '225'  
IF TYPEB = NOTREADY {5} THEN set Outcome = '229'  
IF TYPEB = UNDERAGE {6} THEN set Outcome = '224'  
IF TYPEB = UNFIT {7} THEN set Outcome = '228'  
IF TYPEB = UNOCCUPYTT {8} THEN  
    set Outcome = '231'  
    set HUTYPE = OTHERUNIT {10}  
    set HSG_UNIT = 10  
  
IF TYPEB = PERMITNOCONSTRU {9} THEN set Outcome = '232'  
IF TYPEB = OTYPEB {10} THEN set Outcome = '233'
```

2. Set EXITINTERVIEW = 1

Array:

Skip Instructions: 1,2,4-7: IF ((INTNMBR = 1 or _NEWCU_ = 1) and
NEWUNIT <> S) then goto GQ_UNIT
ELSE goto BCONTACT.BYOBS

3: Goto VACANT_S

8,9: Goto BCONTACT.BYOBS

10: Goto TYPEB_SP

Instrument SAS Name: TYPEB

Destination Data Set: FMLY

Sponsor Field Type: N

Report Section: COVERAGE

Field

TYPEB_SP
TYPEB_SP

Description: Specify other Type B

Form Pane Label: Type B - Specify

SAS Name: TYPEBSP

Tag Name: TYPEB_SP

Inherited Universe:

Universe: TYPEB = OTYPEB {10}

Universe Description:

Question Text: * Specify other TYPE B

Type: String

Length: 45

- Don't Know
- Refuse
- Empty

- On Input
- On Output

Array:

Skip Instructions: IF ((INTNMBR = 1 or _NEWCU_ = 1) and NEWUNIT <> S)
then goto GQ_UNIT

ELSE goto BCONTACT.BYOBS

Instrument SAS Name: TYPEB_SP

Destination Data Set: FMLY

Sponsor Field Type: C

Report Section: COVERAGE

VACANT_S

VACANT_S

Field

Description: specify type of vacant

Form Pane Label: Vacant Specify

SAS Name: VACANT_S

Tag Name: VACANT_S

Inherited Universe:

Universe: TYPEB = OTYPEVACANT {3}

Universe Description:

Question Text: * Specify type of vacant

Type: String

Length: 45

- Don't Know
- Refuse
- Empty

- On Input
- On Output

Array:

Skip Instructions: IF ((INTNMBR = 1 or _NEWCU_ = 1) and NEWUNIT <> S)
then goto GQ_UNIT

ELSE goto BCONTACT.BYOBS

Instrument SAS Name: VACANT_S

Destination Data Set: FMLY

Sponsor Field Type: C

Report Section: COVERAGE

Field

TYPEC
TYPEC

Description: Type C - non-interview code

Form Pane Label: Type C

SAS Name:

Tag Name: TYPEC

Inherited Universe:

Universe: NONTYP = TYPEC {3}

Universe Description:

Question Text: * [Enter TYPE C noninterview](#)

Type: Enumerated

Length: 2

Answer List: TTYPEC

Value:	Mnemonic:	Description:
1	DEMOLISHED	Demolished
2	HMOVED	House or Mobile Home moved
3	NonResidential	Converted to permanent nonresidential use
4	MERGEDUNIT	Merged with units in the same structure
5	CONDEMNED	Condemned
6	ONBASE	Located on military base (post)
7	UNUSED SERIAL	Unused serial # on listing sheet
8	CUMOVED	^CUMOVED_Fill
9	CUMERGED	^CUMERGE_Fill
10	SPAWNERROR	Spawned in error
11	UNLOCATABLE	Unlocatable Sample Address
12	DOESNOTEXIST	Unit does not exist or Unit is out of scope
13	OTypeC	Other type C - specify

- Don't Know
- Refuse
- Empty

On Input

On Output

Store Instructions: IF TYPEC = DEMOLISHED {1} THEN set Outcome = '240'
IF TYPEC = HMOVED {2} THEN set Outcome = '241'
IF TYPEC = Nonresidential {3} THEN
 set Outcome = '243'
 set BYOBS = 1

IF TYPEC = MERGEDUNIT {4} THEN set Outcome = '244'
IF TYPEC = CONDEMNED {5} THEN set Outcome = '245'
IF TYPEC = ONBASE {6} THEN set Outcome = '252'
IF TYPEC = UNUSEDSERIAL {7} THEN
 set Outcome = '247'
 set BYOBS = 1

IF TYPEC = CUMOVED {8} THEN set Outcome = '341'
IF TYPEC = CUMERGED {9} THEN set Outcome = '342'
IF TYPEC = SPAWNERERROR {10} THEN
 set Outcome = '290'
 set BYOBS = 1

IF (TYPEC = UNLOCATABLE {11}) AND (IMPADD = '1') THEN
 set Outcome = '258'

IF TYPEC = DOESNOTEXIST {12} THEN
 set Outcome = '259'
 set BYOBS = 1

2. IF TYPEC = 1-12 then set EXITINTERVIEW = 1

Array:

Skip Instructions: 1,2,4-6,8-9: Goto BContact.BYOBS

3,7: Goto END_COVERAGE

10: IF any POUT1-3 = 201 or 203 then goto CK_SpawnInErr
 ELSEIF CTRLNUM[18] = 1 OR CTRLNUM[20-21] = 10 then
 goto CK_SpawnInErr
 ELSE goto END_COVERAGE

11: IF (RT25.IMPADD = 0 or blank) then goto CK_TYPEC
 ELSE goto END_COVERAGE

12: IF RT25.DESIGN = 00 then goto CK_TYPEC2
 ELSE goto END_COVERAGE

13: Goto TYPEC_SP

Instrument SAS Name: TYPEC

Destination Data Set: FMLY

Sponsor Field Type: N

Report Section: COVERAGE

CK_SpawnInErr

CK_SpawnInErr

Check

Description: Case cannot be coded as "Spawned in error"

Inherited Universe:

Universe: TYPEC = SPAWNERROR {10} AND (POUT1 = '201' or POUT1 = '203' or POUT2 = '201' or POUT2 = '203' or POUT3 = '201' or POUT3 = '203' or CTRLNUM[18-21] = '1010')

Universe Description: Case was an interview in a previous quarter or it is not a spawned case and Spawned in error was selected in TypeC

Text: ^SpawnInErr_Fill

Check Instructions:

Type: Hard

Skip Instructions: Go back to TYPEC

Fills: SpawnInErr_Fill

Instructions: IF POUT1 = '201' or POUT1 = '203' or POUT2 = '201' or POUT2 = '203' or POUT3 = '201' or POUT3 = '203' then fill

" * Case was a complete in a previous quarter.
It cannot be coded as "Spawned in error" "

ELSEIF CTRLNUM[18-21] = '1010' then fill

' * Case is not a spawned case and cannot be coded as "Spawned in error" "

Check

CK_TYPEC
CK_TYPEC

Description:

Inherited Universe:

Universe: TYPEC = UNLOCATABLE {11} AND (RT25.IMPADD = '0' or blank)

Universe Description:

Text: * This outcome code can only be used for cases with minimal to no address information. Based on the address information from Case Management, this case does not meet the criteria required to use this outcome code.

If you are unable to locate the sample address for this case, select Type A, "Other Type A -specify" or press F10 to exit and contact your supervisor for assistance.

Check Instructions:

Type: Hard

Skip Instructions: Go back to TYPEC

CK_TYPEC2

CK_TYPEC2

Check

Description:

Inherited Universe:

Universe: TYPEC = DOESNOTEXIST {12} and RT25.DESIGN = '00'

Universe Description:

Text: ♦ This outcome code is not valid for this case, it can only be assigned to 2010 sample design cases.

Return to the NONTYP screen and select the appropriate non-interview, or press [F10] to exit and consult your manual or with your supervisor for assistance.

Check Instructions:

Type: Hard

Skip Instructions: Go back to TYPEC

Field

TYPEC_SP
TYPEC_SP

Description: Specify other type c

Form Pane Label: Type C - Specify

SAS Name: TYPECSP

Tag Name: TYPEC_SP

Inherited Universe:

Universe: TYPEC = OTypeC {13}

Universe Description:

Question Text: * Specify other TYPE C

Type: String

Length: 45

- Don't Know
- Refuse
- Empty

- On Input
- On Output

Store Instructions: Set OUTCOME = '248'
Set EXITINTERVIEW = 1

Array:

Skip Instructions: Goto BContact.BYOBS

Instrument SAS Name: TYPEC_SP

Destination Data Set: FMLY

Sponsor Field Type: C

Report Section: COVERAGE

FM_SALES
 FM_SALES

Field

Description: Farm sales of \$1, 000 or more

Form Pane Label: Farm Sales

SAS Name: FM_SALES

Tag Name: FM_SALES

Inherited Universe:

Universe: (RT2501.URRAL = 'R') AND
 (RT2501.FRAME <> GQ {3} or RT2501.GQTYPE = '901' or RT2501.GQTYPE ='902')
 AND (bFront.START = Continue {1} or bFront.START = SkipNotes {2} or NONTYP =
 TYPE_A {1})
 AND (R_IN.REPLACE = Yes {1} or ((INTNMBR = 1 or NEWCU = 1) and NEWUNIT
 <> 'S'))

Universe Description: Interview or a Type A and this is a new case that is not a newly spawned CU and it is
 in a Rural area and it is not a group quarters or a group quarters that is Workers'
 Group Living Quarters and Job Corps Centers or Religious Group Quarters

Help Screen: H_FM_SALES

Question Text: ? [F1]

**During the past 12 months did sales of crops, livestock, and other farm
 products from
 this place amount to \$1,000 or more?**

Type: Enumerated

Length: 1

Answer List: TYesNo

Value:	Mnemonic:	Description:
1	Yes	Yes
2	No	No

- Don't Know
- Refuse
- Empty

- On Input
- On Output

Array:

Skip Instructions: Goto GQ_UNIT

Instrument SAS Name: FM_SALES

Destination Data Set: FMLY

Sponsor Field Type: C

Report Section: COVERAGE

GQ_UNIT

GQ_UNIT

Field

Description: group quarters or not?

Form Pane Label: Group Quarters

SAS Name: GQ_UNIT

Tag Name: GQ_UNIT

Inherited Universe:

Universe: (bFront.START = Continue {1} or bFront.START = SkipNotes {2} or NONTYP = TYPE_A {1} or TYPEB = RENT {1} or TYPEB = SALE {2} or TYPEB = OTYPEVACANT {3} or TYPEB = URE {4} or TYPEB = NOTREADY {5} or TYPEB = UNDERAGE {6} or TYPEB = UNFIT {7} or TYPEB = OTYPEB {10}) AND (R_IN.REPLACE = Yes {1} or ((INTNMBR = 1 or NEWCU = 1) and NEWUNIT <> 'S'))

Universe Description:

Question Text: • [Indicate if the unit is:](#)

Type: Enumerated

Length: 1

Answer List: TGQUNIT

Value:	Mnemonic:	Description:
1	INGQ	In a Group Quarters
2	NOTINGQ	NOT in a Group Quarters

- Don't Know
- Refuse
- Empty

- On Input
- On Output

Array:

Skip Instructions: 1: Goto HUTYPE

2,DK: IF FRAME <> 3 then goto DIRACC

ELSE goto HUTYPE

Instrument SAS Name: GQ_UNIT

Destination Data Set: FMLY

Sponsor Field Type: C

Report Section: COVERAGE

Date Implemented (YYYY-MM-DD): April 2004

DIRACC

DIRACC

Field

Description: Direct access to the household

Form Pane Label: Access Type

SAS Name: DIRACC

Tag Name: DIRACC

Inherited Universe:

Universe: FRAME <> GQ {3} AND

(BFront.START = Continue {1} or BFront.START = SkipNotes {2} or NONTYP = TYPE_A {1} or

TYPEB = RENT {1} or TYPEB = SALE {2} or TYPEB = OTYPEVACANT {3} or TYPEB = URE {4} or

TYPEB = NOTREADY {5} or TYPEB = UNDERAGE {6} or TYPEB = UNFIT {7} or TYPEB = OTYPEB {10})

AND (R_IN.REPLACE = Yes {1} or ((INTNMBR = 1 or NEWCU = 1) and NEWUNIT <> 'S'))

AND (GQ_UNIT = 2 or GQ_UNIT = DONTKNOW)

Universe Description:

Help Screen: H_DIRACC

Question Text: ? [F1]

• Indicate if access to the household is:

Type: Enumerated

Length: 1

Answer List: TDIRACC

Value:	Mnemonic:	Description:
1	Direct	Direct
2	AnotherUnit	Through another unit

- Don't Know
- Refuse
- Empty

- On Input
- On Output

Array:

Skip Instructions: 1: Goto HUTYPE

2,DK: Goto MERGUA

Instrument SAS Name: DIRACC

Destination Data Set: FMLY

Sponsor Field Type: C

Report Section: COVERAGE

MERGUA

MERGUA

Field

Description: Merged unit?

Form Pane Label: Merged Unit

SAS Name:

Tag Name: MERGUA

Inherited Universe:

Universe: DIRACC = AnotherUnit {2} or DIRACC = DONTKNOW

Universe Description:

Help Screen: H_MERGUA

Question Text: ? [F1]

Is this a merged unit?

Type: Enumerated

Length: 1

Answer List: TMERGUA

Value:	Mnemonic:	Description:
1	Merged	Merged
2	NotMerged	Not Merged

- Don't Know
- Refuse
- Empty

- On Input
- On Output

Store Instructions: IF Entry of 1 then store 244 in outcome

Array:

Skip Instructions: 1,DK: Goto HUTYPE

2: Goto CK_MERGUA

Instrument SAS Name: MERGUA

Report Section: COVERAGE

CK_MERGUA

CK_MERGUA

Check

Description:

Inherited Universe:

Universe: MERGUA = NotMerged {2}

Universe Description:

Text: * [Access type must be changed to direct IF this is not a merged unit.](#)

Check Instructions: Display DIRACC and MERGUA as the jump possibilities

Type: Hard

Skip Instructions: Go back to MERGUA

Field

HUTYPE
 HUTYPE

Description: Type of Housing Unit

Form Pane Label: Housing Unit Type

SAS Name:

Tag Name: HUTYPE

Inherited Universe:

Universe: GQ_UNIT = 1 OR ((GQ_UNIT = 2 or GQ_UNIT = DONTKNOW) and RT2501.FRAME = GQ {3})
 OR MERGUA = 1 OR MERGUA = DONTKNOW OR (DIRACC = 1 and TYPEB <> 8)

Universe Description: (unit is in a Group Quarters) OR (unit is not in a group quarters and SCIF indicates this is a GQ) OR (this is a merged unit or DK if merged) OR (The unit has direct access and it is not an unoccupied tent or trailer site)

Question Text: * [Enter type of Housing Unit.](#)

Type: Enumerated

Length: 2

Answer List: TLIVQRT

Value:	Mnemonic:	Description:
1	House	House, apartment, flat
2	NonTransient	HU in non-transient hotel, motel, etc
3	TransientHotel	HU permanent in transient hotel, motel, etc.
4	RoomingHouse	HU in rooming house
5	MobilenoPermanant	Mobile home or trailer with no permanent room added
6	MobilePermanant	Mobile home or trailer with one or more permanent rooms added
7	NotSpecified	HU not specified above
8	RoomorBoard	Quarters not HU in rooming or boarding house
9	Student	Students quarters in college dormitory
10	OtherUnit	Group Quarters unit not specified above

- Don't Know
- Refuse
- Empty

On Input

On Output

- Store Instructions:**
1. Store HUTYPE in HSG_UNIT
(Note: HSG_UNIT is the BLS variable)
 2. Store HUTYPE in the datamodel variable HUTYPE.
If HUTYPE = DK, then set the datamodel variable
HUTYPE = 99
(The datamodel HUTYPE is used for the DSMD extract files.)

Array:

Skip Instructions: 1-6,8,9,DK: Goto UNISTRQ

7,10: IF TYPEB <> 8 then goto HUTYPESP
ELSE goto UNISTRQ

Instrument SAS Name: HUTYPE

Sponsor Field Type: C

Report Section: COVERAGE

Field

HUTYPEPSP
HUTYPEPSP

Description: Specify other type of housing unit

Form Pane Label: HU Type - Specify

SAS Name: HUTYPEPSP

Tag Name: HUTYPEPSP

Inherited Universe:

Universe: (HUTYPE = NOTSPECIFIED {7} or HUTYPE = OTHERUNIT {10}) AND TYPEB <> 8

Universe Description:

Question Text: [✦ Enter other type of housing unit](#)

Type: String

Length: 30

- Don't Know
- Refuse
- Empty

- On Input
- On Output

Array:

Skip Instructions: Goto UNISTRQ

Instrument SAS Name: HUTYPEPSP

Destination Data Set: FMIS

Sponsor Field Type: C

Report Section: COVERAGE

UNISTRQ

UNISTRQ

Field

Description: How many housing units are in this structure

Form Pane Label: Units in structure

SAS Name: UNISTRQ

Tag Name: UNISTRQ

Inherited Universe:

Universe: (HUTYPE >= 1 and HUTYPE <= 6) OR HUTYPE = 8 OR HUTYPE = 9 OR HUTYPE = DONTKNOW OR HUTYPESP = RESPONSE OR ((HUTYPE = 7 or HUTYPE = 10) and TYPEB = UNOCCUPYTT {8})

Universe Description:

Question Text: [Ask if not apparent](#)

How many housing units, both occupied and vacant, are there in this structure?

Type: Enumerated
Length: 2

Answer List: TUNISTRQ

Value:	Mnemonic:	Description:
1	GROUPQUARTER	Only Group Quarters units
2	MobileHome	Mobile home or trailer
3	OneDETACHED	One, detached
4	OneATTACHED	One, attached
5	TWO	2
6	THREEPLUS	3 - 4
7	FIVEPLUS	5 - 9
8	TENPLUS	10 - 19
9	TWENTYPLUS	20 - 49
10	FIFTYPLUS	50 or more

- Don't Know
 Refuse

Empty

On Input

On Output

Array:

Skip Instructions: IF NONTYPE = 2 (type b) then goto BYOBS
ELSEIF NONTYP = 1 then goto RACETYP
ELSE goto END_COVERAGE

Instrument SAS Name: UNISTRQ

Destination Data Set: FMIS

Sponsor Field Type: C

Report Section: COVERAGE

RACETYP

RACETYP

Field

Description: Type A - Race code of Household

Form Pane Label: TypA - Race

SAS Name: RACETYP

Tag Name: RACETYP

Inherited Universe:

Universe: TYPEA <> EMPTY

Universe Description: ALL TYPE A's

Question Text: ♦ The items below are required information for all TYPE A cases.

Race code

Type: Enumerated

Length: 2

Answer List: TRCTYPE

Value:	Mnemonic:	Description:
1	White	White
2	Black	Black or African American
3	Indian_Native	American Indian or Alaska native
4	Asian	Asian
5	Hawaiian	Native Hawaiian
6	Guamanian	Guamanian or Chamorro
7	Samoaan	Samoaan
8	Pacific	Other Pacific Islander
9	Other	Other

- Don't Know
- Refuse
- Empty

- On Input
- On Output

Array:

Skip Instructions: Goto HH_MEMQ

Instrument SAS Name: RACETYP

Destination Data Set: FMIS

Sponsor Field Type: C

Report Section: COVERAGE

HH_MEMQ

HH_MEMQ

Field

Description: Type A - # of household members

Form Pane Label: TypA - Mem

SAS Name: HH_MEMQ

Tag Name: HH_MEMQ

Inherited Universe:

Universe: RACETYP = RESPONSE OR RACETYP = DONTKNOW

Universe Description:

Question Text: ♦ The items below are required information for all TYPE A cases.

Number of household members:

Type: Integer

Length: 2

Min: 1

Max: 30

Don't Know

Refuse

Empty

On Input

On Output

Array:

Skip Instructions: Goto TENURE

Instrument SAS Name: HH_MEMQ

Destination Data Set: FMIS

Sponsor Field Type: N

Report Section: COVERAGE

Field

TENURE
TENURE

Description: Type A - Tenure

Form Pane Label: TypA - Tenure

SAS Name: TENURE

Tag Name: TENURE

Inherited Universe:

Universe: TYPEA <> EMPTY

Universe Description: All Type As

Question Text: ♦ The items below are required information for all TYPE A cases.

Tenure code

Type: Enumerated

Length: 1

Answer List: TTENURE

Value:	Mnemonic:	Description:
1	Owned	Owned
2	Rented	Rented

- Don't Know
- Refuse
- Empty

- On Input
- On Output

Array:

Skip Instructions: 1,2: Goto HHQSRCE

DK: Goto BUILD_A

Instrument SAS Name: TENURE

Destination Data Set: FMIS

Sponsor Field Type: C

Report Section: COVERAGE

Field

BUILD_A
BUILD_A

Description: building type

Form Pane Label: Building Type A

SAS Name: BUILD_A

Tag Name: BUILD_A

Inherited Universe:

Universe: TENURE = DONTKNOW

Universe Description:

Question Text: Which best describes this building?

Type: Enumerated

Length: 2

Answer List: TBUILDA

Value:	Mnemonic:	Description:
1	Single	Single family detached
2	Townhouse	Townhouse - inner unit
3	EndRowTH	End row or end townhouse
4	Duplex	Duplex
5	MultiPlex	3-plex or 4-plex
6	Garden	Garden
7	HighRise	High-rise
8	Apartment	Apartment or flat
9	MobileHM	Mobile home or trailer
10	CollegeDorm	College dormitory

- Don't Know
- Refuse
- Empty

- On Input
- On Output

Array:

Skip Instructions: Goto HHQSRCE

Instrument SAS Name: BUILD_A

Destination Data Set: FMIS

Sponsor Field Type: C

Report Section: COVERAGE

Date Implemented (YYYY-MM-DD): April 2007

Field

HHQSRCE
HHQSRCE

Description: Type A - source of information

Form Pane Label: TypA - Source

SAS Name: HHQSRCE

Tag Name: HHQSRCE

Inherited Universe:

Universe: TYPEA <> EMPTY

Universe Description: All Type As

Question Text: * What was the source of the information for the household characteristics?

Enter all that apply, separate with commas

Type: Set

Max Number of Values: 4

Length: 1

Answer List: THHQRCE

Value:	Mnemonic:	Description:
1	Observation	Observation
2	Neighbor	Neighbor
3	Manager	Building Manager
4	Other	Other (Specify)

- Don't Know
- Refuse
- Empty

- On Input
- On Output

Array:

Special Instructions: NOTE: The first entry will be stored in HHQSRCE1, the second in HHQSRCE2, up to HHQSRCE4

Skip Instructions: 1-3: IF TYPEA = 3 then goto REF_SEX

ELSE goto END_COVERAGE

4: Goto HHQ_SP

Instrument SAS Name: HHQSRCE

Destination Data Set: FMIS

Sponsor Field Type: C

Report Section: COVERAGE

Field

HHQ_SPECIFY
HHQ_SPECIFY

Description: Type A - specify other source of information

Form Pane Label: Source - Specify

SAS Name: HHQ_SPEC

Tag Name: HHQ_SPECIFY

Inherited Universe:

Universe: Other {4} IN HHQSRCE

Universe Description:

Question Text: * Specify other source of information

Type: String

Length: 30

- Don't Know
- Refuse
- Empty

- On Input
- On Output

Array:

Skip Instructions: IF TYPEA = 3 then goto REF_SEX
ELSE goto END_COVERAGE

Instrument SAS Name: HHQ_SPECIFY

Destination Data Set: FMIS

Sponsor Field Type: C

Report Section: COVERAGE

REF_SEX

Field

REF_SEX

Description: Type A - Sex of person who refused

Form Pane Label: Refusal Sex

SAS Name: REFUSESX

Tag Name: REF_SEX

Inherited Universe:

Universe: TYPEA = Hostile {4} OR TYPEA = Time {5} OR TYPEA = Language {6} OR
TYPEA = ORefusal {7}

Universe Description: Refusal

Question Text: ♦ Provide the characteristics of the individual who refused to participate.

Sex of individual

Type: Enumerated

Length: 1

Answer List: TSEX

Value:	Mnemonic:	Description:
1	Male	Male
2	Female	Female

- Don't Know
- Refuse
- Empty

- On Input
- On Output

Array:

Skip Instructions: Goto REF_RACE

Instrument SAS Name: REF_SEX

Destination Data Set: FMIS

Sponsor Field Type: C

Report Section: COVERAGE

REF_RACE

REF_RACE

Field

Description: Type A - Race of person who refused

Form Pane Label: Refusal Race

SAS Name: REFUSERC

Tag Name: REF_RACE

Inherited Universe:

Universe: TYPEA = Hostile {4} OR TYPEA = Time {5} OR TYPEA = Language {6} OR
TYPEA = ORefusal {7}

Universe Description: Refusal

Question Text: ♦ Provide the characteristics of the individual who refused to participate.

Race of individual

Type: Enumerated

Length: 2

Answer List: TRCTYPE

Value:	Mnemonic:	Description:
1	White	White
2	Black	Black or African American
3	Indian_Native	American Indian or Alaska native
4	Asian	Asian
5	Hawaiian	Native Hawaiian
6	Guamanian	Guamanian or Chamorro
7	Samoan	Samoan
8	Pacific	Other Pacific Islander
9	Other	Other

- Don't Know
- Refuse
- Empty

- On Input
- On Output

Array:

Skip Instructions: Goto REF_AGED

Instrument SAS Name: REF_RACE

Destination Data Set: FMIS

Sponsor Field Type: C

Report Section: COVERAGE

REF_AGED

REF_AGED

Field

Description: Type A - Age category of person who refused

Form Pane Label: Refusal Age

SAS Name: REFUSEAG

Tag Name: REF_AGED

Inherited Universe:

Universe: REF_RACE = RESPONSE or REF_RACE = DONTKNOW

Universe Description:

Question Text: ♦ Provide the characteristics of the individual who refused to participate.

Approximate age of individual

Type: Enumerated

Length: 1

Answer List: TREFAGE

Value:	Mnemonic:	Description:
1	Under20	Under 20
2	Plus21	21 - 50
3	Plus51	51 - 74
4	Plus75	75 or older

- Don't Know
- Refuse
- Empty

- On Input
- On Output

Array:

Skip Instructions: Goto END_COVERAGE

Instrument SAS Name: REF_AGED

Destination Data Set: FMIS

Sponsor Field Type: C

Report Section: COVERAGE

END_COVERAGE

END_COVERAGE

Field

Description: End of Coverage Section

Form Pane Label:

SAS Name:

Tag Name:

Inherited Universe:

Universe:

Universe Description: All

Question Text:

Type: Classification

Length: 0

- Don't Know
- Refuse
- Empty

- On Input
- On Output

Array:

Special Instructions: 1. Set Section complete flag - Store "Yes" in SECTCOMP(25)

2. Set EXITINTERVIEW flag

IF ((START = 5 or GENINTRO = 3) and NONTYP = 1-3) then

set EXITINTERVIEW = 1

ELSE set EXITINTERVIEW = 0

Skip Instructions: IF (TYPEC = 3, 7, 10-12) then

goto BBACK.BlkAppt.DONE

ELSEIF (NONTYP = 1 or 2) OR (TYPEC = 1, 2 4-6, 8 or 11)

then goto BBACK.BlkAppt.THANK2

All others goto START_DEMOS

Report Section: COVERAGE

Field

HSG_UNIT
HSG_UNIT

Description: BLS variable for Housing unit type

Form Pane Label:

SAS Name: HSG_UNIT

Tag Name:

Inherited Universe:

Universe:

Universe Description:

Question Text:

Type: Integer

Length: 2

Min: 1

Max: 11

- Don't Know
- Refuse
- Empty

- On Input
- On Output

Array:

Special Instructions: NOTE: See HUTYPE for how to set this field

BLS Variable name for HUTYPE.
(DSMD needs the variable to be called HUTYPE)

Instrument SAS Name: HSG_UNIT

Destination Data Set: FMIS

Sponsor Field Type: C

Report Section: COVERAGE

RACETYP1

RACETYP1

Field

Description: Type A - Race Type for Interview 1

Form Pane Label:

SAS Name: RACETYP1

Tag Name:

Inherited Universe:

Universe:

Universe Description:

Question Text: ** CREATED IN POST PROCESSING **

Type: Integer

Length: 2

Min: 1

Max: 9

- Don't Know
- Refuse
- Empty

- On Input
- On Output

Array:

Instrument SAS Name: RACETYP1

Destination Data Set: FMIS

Sponsor Field Type: C

Report Section: COVERAGE

Field

HH_MEMQ1
HH_MEMQ1

Description: Type A - Number of household members for interview 1

Form Pane Label:

SAS Name: HH_MEMQ1

Tag Name:

Inherited Universe:

Universe:

Universe Description:

Question Text: ** CREATED IN POST PROCESSING **

Type: Integer

Length: 2

Min: 1

Max: 30

- Don't Know
- Refuse
- Empty

- On Input
- On Output

Array:

Instrument SAS Name: HH_MEMQ1

Destination Data Set: FMIS

Sponsor Field Type: N

Report Section: COVERAGE

TENURE1

TENURE1

Field

Description: Type A - Tenure for interview 1

Form Pane Label:

SAS Name: TENURE1

Tag Name:

Inherited Universe:

Universe:

Universe Description:

Question Text: ** CREATED IN POST PROCESSING **

Type: Integer

Length: 1

Min: 1

Max: 2

- Don't Know
- Refuse
- Empty

- On Input
- On Output

Array:

Instrument SAS Name: TENURE1

Destination Data Set: FMIS

Sponsor Field Type: C

Report Section: COVERAGE

Field

RACETYP2
RACETYP2

Description: Type A - Race Type for Interview 2

Form Pane Label:

SAS Name: RACETYP2

Tag Name:

Inherited Universe:

Universe:

Universe Description:

Question Text: ** CREATED IN POST PROCESSING **

Type: Integer

Length: 2

Min: 1

Max: 9

- Don't Know
- Refuse
- Empty

- On Input
- On Output

Array:

Instrument SAS Name: RACETYP2

Destination Data Set: FMIS

Sponsor Field Type: C

Report Section: COVERAGE

HH_MEMQ2

HH_MEMQ2

Field

Description: Type A - Number of household members for interview 2

Form Pane Label:

SAS Name: HH_MEMQ2

Tag Name:

Inherited Universe:

Universe:

Universe Description:

Question Text: ** CREATED IN POST PROCESSING **

Type: Integer

Length: 2

Min: 1

Max: 30

- Don't Know
- Refuse
- Empty

- On Input
- On Output

Array:

Instrument SAS Name: HH_MEMQ2

Destination Data Set: FMIS

Sponsor Field Type: N

Report Section: COVERAGE

Field

TENURE2
TENURE2

Description: Type A - Tenure for interview 2

Form Pane Label:

SAS Name: TENURE2

Tag Name:

Inherited Universe:

Universe:

Universe Description:

Question Text: ** CREATED IN POST PROCESSING **

Type: Integer

Length: 1

Min: 1

Max: 2

- Don't Know
- Refuse
- Empty

- On Input
- On Output

Array:

Instrument SAS Name: TENURE2

Destination Data Set: FMIS

Sponsor Field Type: C

Report Section: COVERAGE

RACETYP3

RACETYP3

Field

Description: Type A - Race Type for Interview 3

Form Pane Label:

SAS Name: RACETYP3

Tag Name:

Inherited Universe:

Universe:

Universe Description:

Question Text: ** CREATED IN POST PROCESSING **

Type: Integer

Length: 2

Min: 1

Max: 9

- Don't Know
- Refuse
- Empty

- On Input
- On Output

Array:

Instrument SAS Name: RACETYP3

Destination Data Set: FMIS

Sponsor Field Type: C

Report Section: COVERAGE

Field

HH_MEMQ3
HH_MEMQ3

Description: Type A - Number of household members for interview 3

Form Pane Label:

SAS Name: HH_MEMQ3

Tag Name:

Inherited Universe:

Universe:

Universe Description:

Question Text: ** CREATED IN POST PROCESSING **

Type: Integer

Length: 2

Min: 1

Max: 30

- Don't Know
- Refuse
- Empty

- On Input
- On Output

Array:

Instrument SAS Name: HH_MEMQ3

Destination Data Set: FMIS

Sponsor Field Type: N

Report Section: COVERAGE

TENURE3

TENURE3

Field

Description: Type A - Tenure for interview 3

Form Pane Label:

SAS Name: TENURE3

Tag Name:

Inherited Universe:

Universe:

Universe Description:

Question Text: ** CREATED IN POST PROCESSING **

Type: Integer

Length: 1

Min: 1

Max: 2

- Don't Know
- Refuse
- Empty

- On Input
- On Output

Array:

Instrument SAS Name: TENURE3

Destination Data Set: FMIS

Sponsor Field Type: C

Report Section: COVERAGE

Field

RACETYP4
RACETYP4

Description: Type A - Race Type for Interview 4

Form Pane Label:

SAS Name: RACETYP4

Tag Name:

Inherited Universe:

Universe:

Universe Description:

Question Text: ** CREATED IN POST PROCESSING **

Type: Integer

Length: 2

Min: 1

Max: 9

- Don't Know
- Refuse
- Empty

- On Input
- On Output

Array:

Instrument SAS Name: RACETYP4

Destination Data Set: FMIS

Sponsor Field Type: C

Report Section: COVERAGE

HH_MEMQ4

HH_MEMQ4

Field

Description: Type A - Number of household members for interview 4

Form Pane Label:

SAS Name: HH_MEMQ4

Tag Name:

Inherited Universe:

Universe:

Universe Description:

Question Text: ** CREATED IN POST PROCESSING **

Type: Integer

Length: 2

Min: 1

Max: 30

- Don't Know
- Refuse
- Empty

- On Input
- On Output

Array:

Instrument SAS Name: HH_MEMQ4

Destination Data Set: FMIS

Sponsor Field Type: N

Report Section: COVERAGE

Field

TENURE4
TENURE4

Description: Type A - Tenure for interview 4

Form Pane Label:

SAS Name: TENURE4

Tag Name:

Inherited Universe:

Universe:

Universe Description:

Question Text: ** CREATED IN POST PROCESSING **

Type: Integer

Length: 1

Min: 1

Max: 2

- Don't Know
- Refuse
- Empty

- On Input
- On Output

Array:

Instrument SAS Name: TENURE4

Destination Data Set: FMIS

Sponsor Field Type: C

Report Section: COVERAGE

BContact

Block

BContact

Description: Contact Person Information

Tab Name:

Fly Over Name:

Universe Type: If

Inherited Universe:

Universe: NONTYP = TYPEB {2} or TYPEC = DEMOLISHED {1} or
TYPEC = HMOVED {2} or TYPEC = MERGEDUNIT {4} or
TYPEC = CONDEMNED {5} or TYPEC = ONBASE {6} or
TYPEC = CUMOVED {8} or TYPEC = CUMERGED {9} or
TYPEC = OTypeC {13}

Universe Description:

Array:

Block Instructions: NOTE: In the instrument watch window, this block is inside the coverage block. (But, in the instrument dictionary the full path name does not include BCover.)

Field

BYOBS
BYOBS

Description: Type B/C by observation only

Form Pane Label: Observation

SAS Name:

Tag Name: BYOBS

Inherited Universe:

Universe:

Universe Description: All who get this block

Question Text: ♦ Did you classify this unit by observation only?

PREVIOUS OBSERVATION: ^BYOBS_YesNo

Fills: BYOBS_YesNo

Instructions: IF RT8001.BCOBSR = Yes {1} then fill "YES"
ELSE fill "NO"

Type: Enumerated

Length: 1

Answer List: TYesNo

Value:	Mnemonic:	Description:
1	Yes	Yes
2	No	No

- Don't Know
- Refuse
- Empty

- On Input
- On Output

Store Instructions: Store 1 in CP1TYPE

Array:

Special Instructions: IF BYOBS = No {2} then set ONLY ONCE:
CP1NAME = RT8001.CP1NAME

CP1TITL = RT8001.CP1TITL
PHON[1:10] = RT8001.CP1PHON
PHON[11:15] = RT8001.CP1EXT
CP1ADDR1 = RT8001.CP1ADD1
CP1ADDR2 = RT8001.CP1ADD2
CP1PO = RT8001.CP1PO
CP1ST = RT8001.CP1ST
CP1ZIP9[1:5] = RT8001.CP1ZP5
CP1ZIP9[6:9] = Rt8001.CP1ZP4

Skip Instructions: 1: Exit block and goto END_COVERAGE

2: Goto CP1NAME

Instrument SAS Name: BYOBS

Destination Data Set: CP1

Sponsor Field Type: N

Report Section: COVERAGE

Field

CP1NAME
CP1NAME

Description: Type B/C contact person - name

Form Pane Label: Name of Contact

SAS Name:

Tag Name: CP1NAME

Inherited Universe:

Universe: BYOBS = No {2}

Universe Description:

Question Text: * Enter contact person name

Press enter if no change is needed

PREVIOUS NAME: ^RT8001CP1NAME

Fills: RT8001CP1NAME

Instructions: Fill entry in RT8001.CP1NAME

Type: String

Length: 42

- Don't Know
- Refuse
- Empty

- On Input
- On Output

Array:

Skip Instructions: Goto CP1TITL

Instrument SAS Name: CP1NAME

Destination Data Set: CP1

Sponsor Field Type: C

Report Section: COVERAGE

CP1TITL

Field

CP1TITL

Description: Type B/C contact person - Title

Form Pane Label: Title of Contact

SAS Name:

Tag Name: CP1TITL

Inherited Universe:

Universe: BYOBS = No {2}

Universe Description:

Question Text: * Enter contact person title

Press enter if no change is needed

PREVIOUS TITLE: ^RT8001CP1TITL

Fills: RT8001CP1TITL

Instructions: Fill entry in RT8001.CP1TITL

Type: String

Length: 20

- Don't Know
- Refuse
- Empty

- On Input
- On Output

Array:

Skip Instructions: Goto PHON

Instrument SAS Name: CP1TITL

Destination Data Set: CP1

Sponsor Field Type: C

Report Section: COVERAGE

Field

PHON
PHON

Description: number

Form Pane Label: Phone

SAS Name:

Tag Name: CP1PHONE

Inherited Universe:

Universe: BYOBS = No {2}

Universe Description:

Question Text: * Enter contact person phone number and extension

Press enter if no change is needed

PREVIOUS PHONE NUMBER: ^RT8001CP1PHON

PREVIOUS EXTENSION: ^RT8001CP1EXT

Fills: RT8001CP1PHON

Instructions: Fill entry in RT8001.CP1PHON

Fills: RT8001CP1EXT

Instructions: Fill entry in RT8001.CP1EXT

Type: String

Length: 10

Don't Know

Refuse

Empty

On Input

On Output

Store Instructions: Store the first 10 characcters in CP1PHON
Store the last 5 in CP1EXT

Array:

Special Instructions: Use the telephone edit mask (___) ___ - ___ X___

Skip Instructions: IF entry is less than 10 digits then goto CK_CP1PHONE
ELSE goto CP1ADD1

Instrument SAS Name: CP1PHONE

Destination Data Set: CP1

Report Section: COVERAGE

Check

CK_CP1PHONE
CK_CP1PHONE

Description: Phone number is incomplete

Inherited Universe:

Universe: PHON = RESPONSE and LEN (PHON) < 10

Universe Description: Phone number is less than 10 digits

Text: * You must enter all ten digits of the contact person's phone number. No spaces.

Check Instructions:

Type: Hard

Skip Instructions: Go back to PHON

CP1ADD1

CP1ADD1

Field

Description: Type B/C contact person - Address line 1

Form Pane Label: Street Address 1

SAS Name:

Tag Name: CP1ADD1

Inherited Universe:

Universe: BYOBS = No {2}

Universe Description:

Question Text: * Enter contact person street address

Press enter if no change is needed

PREVIOUS ADDRESS: ^CP1ADD1
^CP1ADD2
^CP1PO ^CP1ST ^CP1ZP5 - ^CP1ZP4

Fills: CP1ADD1

Instructions: Fill entry in RT8001.CP1ADD1

Fills: CP1ADD2

Instructions: Fill entry in RT8001.CP1ADD2

Fills: CP1PO

Instructions: Fill entry in RT8001.CP1PO

Fills: CP1ST

Instructions: Fill entry in RT8001.CP1ST

Fills: CP1ZP5

Instructions: Fill entry in RT8001.CP1ZP5

Fills: CP1ZP4

Instructions: Fill entry in RT8001.CP1ZP4

Type: String

Length: 54

- Don't Know
- Refuse
- Empty

- On Input
- On Output

Array:

Skip Instructions: Goto CP1ADD2

Instrument SAS Name: CP1ADD1

Destination Data Set: CP1

Sponsor Field Type: C

Report Section: COVERAGE

CP1ADD2

CP1ADD2

Field

Description: Type B/C contact person - Address line 2

Form Pane Label: Street Address 2

SAS Name:

Tag Name: CP1ADD2

Inherited Universe:

Universe: BYOBS = No {2}

Universe Description:

Question Text: * Enter contact person second line of address, if necessary

Press enter if no change is needed

PREVIOUS ADDRESS: ^CP1ADD1

^CP1ADD2

^CP1PO ^CP1ST ^CP1ZP5 - ^CP1ZP4

Fills: CP1ADD1

Instructions: Fill entry in RT8001.CP1ADD1

Fills: CP1ADD2

Instructions: Fill entry in RT8001.CP1ADD2

Fills: CP1PO

Instructions: Fill entry in RT8001.CP1PO

Fills: CP1ST

Instructions: Fill entry in RT8001.CP1ST

Fills: CP1ZP5

Instructions: Fill entry in RT8001.CP1ZP5

Fills: CP1ZP4

Instructions: Fill entry in RT8001.CP1ZP4

Type: String

Length: 54

- Don't Know
- Refuse
- Empty

- On Input
- On Output

Array:

Skip Instructions: Goto CP1PO

Instrument SAS Name: CP1ADD2

Destination Data Set: CP1

Sponsor Field Type: C

Report Section: COVERAGE

CP1PO
CP1PO

Field

Description: Type B/C contact person - city

Form Pane Label: City

SAS Name:

Tag Name: CP1PO

Inherited Universe:

Universe: BYOBS = No {2}

Universe Description:

Question Text: * Enter town or city

Press enter if no change is needed

PREVIOUS ADDRESS: ^CP1ADD1

^CP1ADD2

^CP1PO ^CP1ST ^CP1ZP5 - ^CP1ZP4

Fills: CP1ADD1

Instructions: Fill entry in RT8001.CP1ADD1

Fills: CP1ADD2

Instructions: Fill entry in RT8001.CP1ADD2

Fills: CP1PO

Instructions: Fill entry in RT8001.CP1PO

Fills: CP1ST

Instructions: Fill entry in RT8001.CP1ST

Fills: CP1ZP5

Instructions: Fill entry in RT8001.CP1ZP5

Fills: CP1ZP4

Instructions: Fill entry in RT8001.CP1ZP4

Type: String

Length: 20

- Don't Know
- Refuse
- Empty

- On Input
- On Output

Array:

Skip Instructions: Goto CP1ST

Instrument SAS Name: CP1PO

Destination Data Set: CP1

Sponsor Field Type: C

Report Section: COVERAGE

CP1ST
CP1ST

Field

Description: Type B/C contact person - State

Form Pane Label: State

SAS Name:

Tag Name: CP1ST

Inherited Universe:

Universe: BYOBS = No {2}

Universe Description:

Help Screen: H_DESTCODE

Question Text: ? [F1]

• Enter state

Press enter if no change is needed

PREVIOUS ADDRESS: ^CP1ADD1

^CP1ADD2

^CP1PO ^CP1ST ^CP1ZP5 - ^CP1ZP4

Fills: CP1ADD1

Instructions: Fill entry in RT8001.CP1ADD1

Fills: CP1ADD2

Instructions: Fill entry in RT8001.CP1ADD2

Fills: CP1PO

Instructions: Fill entry in RT8001.CP1PO

Fills: CP1ST

Instructions: Fill entry in RT8001.CP1ST

Fills: CP1ZP5

Instructions: Fill entry in RT8001.CP1ZP5

Fills: CP1ZP4

Instructions: Fill entry in RT8001.CP1ZP4

Type: String

Length: 2

- Don't Know
- Refuse
- Empty

- On Input
- On Output

Array:

Special Instructions: Use answer type TState - STRING[2], display width 4

Skip Instructions: IF entry is not a valid 2-digit state code then goto CK_CP1ST

ELSE goto CP1ZIP9

Instrument SAS Name: CP1ST

Destination Data Set: CP1

Sponsor Field Type: C

Report Section: COVERAGE

CK_CP1ST
CK_CP1ST

Check

Description: Invalid state code

Inherited Universe:

Universe: CP1ST = RESPONSE AND CP1ST is not a valid 2-digit state code

Universe Description:

Text: [✦ Invalid state code entry](#)

Check Instructions:

Type: Hard

Skip Instructions: Go back to CP1ST

Field

CP1ZIP9
CP1ZIP9

Description: Zip

Form Pane Label: Zip9

SAS Name:

Tag Name: CP1ZIP9

Inherited Universe:

Universe: BYOBS = No {2}

Universe Description:

Question Text: * Enter zipcode

Press enter if no change is needed

PREVIOUS ADDRESS: ^CP1ADD1
^CP1ADD2
^CP1PO ^CP1ST ^CP1ZP5 - ^CP1ZP4

Fills: CP1ADD1

Instructions: Fill entry in RT8001.CP1ADD1

Fills: CP1ADD2

Instructions: Fill entry in RT8001.CP1ADD2

Fills: CP1PO

Instructions: Fill entry in RT8001.CP1PO

Fills: CP1ST

Instructions: Fill entry in RT8001.CP1ST

Fills: CP1ZP5

Instructions: Fill entry in RT8001.CP1ZP5

Fills: CP1ZP4

Instructions: Fill entry in RT8001.CP1ZP4

Type: String

Length: 9

- Don't Know
- Refuse
- Empty

- On Input
- On Output

Array:

Special Instructions: 1. Use zip code edit mask. "____ - ____"

- 2. Store the first 5 digits in CP1ZP5
and the last 4 digits in CP1Z4

Skip Instructions: IF entry is less than 5 digits then goto CK_CP1ZIP9
ELSEIF CP1ZIP9[6:4] is less than 4 digits then
goto CK2_CP1ZIP9
ELSE exit block and goto END_COVERAGE

Instrument SAS Name: CP1ZIP9

Destination Data Set: CP1

Report Section: COVERAGE

Check

CK_CP1ZIP9
CK_CP1ZIP9

Description: Zipcode is less than 5 digits

Inherited Universe:

Universe: CP1ZIP9 = RESPONSE and LEN (CP1ZIP9) < 5

Universe Description: Zip code is less than 5 digits

Text: ♦ You must enter all five digits of the ZIP code.

Check Instructions:

Type: Hard

Skip Instructions: Go back to CP1ZIP9

CK2_CP1ZIP9
CK2_CP1ZIP9

Check

Description: Zipcode extension is less than 4 digits

Inherited Universe:

Universe: CP1ZIP9 = RESPONSE AND LEN (CP1ZIP9[6:9]) < 4

Universe Description: Zip code extension is less than 4 digits

Text: * You must enter all four digits of the zip code extension.

Check Instructions:

Type: Hard

Skip Instructions: Go back to CP1ZIP9

Block

BCONTROLCARD
BCONTROLCARD

Description: Demographics

Tab Name:

Fly Over Name:

Universe Type: If

Inherited Universe:

Universe: bAdmin.ExitInterview <> Yes {1} AND bAdmin.ReplaceSpawn <> Yes {1} AND
(Start = Continue {1} or Start = SkipNotes {2})

Universe Description:

Array:

Block Instructions: 1. Section Label: Demographics

2. NOTE: In the demographics, active household member = person
with HH_MEM = 1 and (PERSTAT <> 99 and <> 7) AND
((MEMBSTAT <> 1 and <> 5) OR (MEMBSTAT = 1 AND PERSTAT = 9))
AND FNAME <> empty AND FNAME <> 999
AND PERCUNUM = CUINDEX
{PERSTAT <> 7 was added for April 2023}

AFTER the Demographics are answered active CU members will be persons with
Recstatm = 1

STLLIV

STLLIV

Field

Description: still live here

Form Pane Label: Still live here?

SAS Name:

Tag Name: STLLIV

Inherited Universe:

Universe: (INTNMBR <> 1 AND Front.ROSTERNAMEONINPUT = Yes) OR (NEWCU = 1 AND NEWUNIT = S AND R_IN.Replace <> Yes)

Universe Description: Only for cases where there is a previous roster.
(roster on the input or a new spawned CU case.)

Question Text: I have listed . . . [READ NAMES](#)

^These_this ^peoplePerson still living or staying here?

^stillivcufill

^PERSTATFILL

Fills: These_this

Instructions: If NUMHOUSE = 1 then fill "Is this"
ELSE fill "Are all of these"

Fills: peoplePerson

Instructions: IF NUMHOUSE = 1 then fill "person"
ELSE fill "people"

Fills: stillivcufill

Instructions: IF TOTALCU > 1 then fill "This case is part of a Multi-CU address. There are
^RT8500.TOTALCU households for this address"

Fills: PERSTATFILL

Instructions: Fill the first 30 characters of the name of all "active" persons.
Fill the names in 3 columns with 10 names in each column..

Ex: NameOnly[1] NameOnly[11] NameOnly[21]
NameOnly[2] NameOnly[12] NameOnly[22]

Active Person:

FName <> EMPTY AND FName <> '999' AND

**Perstat <> Mistake AND Perstat <> Deceased AND Perstat <> Deleted {7} AND
HH_Mem <> No AND
Membstat <> Skip AND Membstat <> Deceased AND
(Membstat <> Deleted or (Membstat = Deleted and Perstat = Reinstated)) AND
Recstatm <> 3**

Type: Enumerated
Length: 1

Answer List: TYesNo

Value:	Mnemonic:	Description:
1	Yes	Yes
2	No	No

- Don't Know
- Refuse
- Empty

- On Input
- On Output

Array:

Skip Instructions: Goto TUNIT1 Block - PERSTAT

Instrument SAS Name: STLLIV

Destination Data Set: DEMO

Report Section: DEMOGRAPHICS

TUNIT1

TUNIT1

Block

Description: Name, Sex, Relationship, membership grid

Tab Name:

Fly Over Name:

Universe Type: lf

Inherited Universe:

Universe:

Universe Description:

Array:

- Block Instructions:**
1. If newly spawned CU (NEWCU = 1 and NEWUNIT = S), then the grid/table should be pre-filled from the spawning.
 2. If a returning household (intnmbr = 2-4) AND newcu <> 1, the fields should be pre-filled from the input data.
 3. When building the grid from the input for returning households, if MEMBSTAT = 1 then gray out that row in the table EXCEPT for the PERSTAT column.
 4. When building the grid from the input for returning households, if MEMBSTAT = 3 or 5 then gray out that row in the table. (CU member deceased or Non CU Members in parent household)
 5. If END or PAGE/Down is pressed while in the table, then perform all the checks listed in the item CHECKS.
 6. NOTE: EMPTY is allowed on every field in the grid to allow the FR free movement.
 7. Max # of rows: 30

Block

BPERSON
TUNIT1.BPERSON

Description:

Tab Name:
Fly Over Name:
Universe Type: While

Inherited Universe:

Universe: FNAME <> 999

Universe Description:

Array:

Block Instructions: Ask FNAME - HH_MEM for each new person.
(Until a 999 is entered in FNAME.)

PERSTAT

Field

TUNIT1.BPERSON.PERSTAT

Description: Temporary person status

Form Pane Label: Stat

SAS Name:

Tag Name: PERSTAT

Inherited Universe:

Universe: ((FNAME <> EMPTY and FNAME <> '999') or (MEMBSTAT = Deleted {1}))
AND MEMBSTAT <> Deceased {3} and MEMBSTAT <> skip {5}

Universe Description: Only display for non-deceased CU numbers, once a first name has been entered

Question Text: * ^Perstat

Fills: Perstat

Instructions: IF STLLIV = No {2} then fill "Use up/down arrows to move to the correct row for membership change.

When done, REVIEW/Update demographics. Press END key."

ELSE fill "Use left/right arrows to move to REVIEW/Update demographics.

When done, Press END key"

Type: Enumerated

Length: 1

Answer List: TPersonStatus

Value:	Mnemonic:	Description:
7	Deleted	Delete person
8	Deceased	CU member deceased
9	Reinstated	Reinstate person

- Don't Know
- Refuse
- Empty

- On Input
- On Output

Store Instructions: 1. If Membstat[Refper] = 1 {deleted} then

set SPOUSE[refper] = EMPTY

2. IF (PERSTAT = 7 or 8) AND CU_CODE = 1 THEN:
set all persons CU_CODE = EMPTY
set Prev_CUCODE for this person only = EMPTY

Array:

Special Instructions: 1. For new cases do not bring this item on path until after the first name field has been entered.

2. If PERSTAT = 7 or 8 then SHOW (gray) all the fields, except PERSTAT, for this row

Instrument SAS Name: PERSTAT

Destination Data Set: MEMB

Report Section: DEMOGRAPHICS

FNAME

Field

TUNIT1.BPERSON.FNAME

Description: First Name (not sent to BLS - Title 13 data)

Form Pane Label: First Name

SAS Name:

Tag Name: FNAME

Inherited Universe:

Universe: (MEMBSTAT <> Deleted {1} or
(MEMBSTAT = Deleted {1} and PERSTAT = Reinstated {9})) and
MEMBSTAT <> Skip {5} and MEMBSTAT <> Deceased {3} and
PERSTAT <> Deceased {8} and PERSTAT <> Deleted {7}

Universe Description: (Membership status is not deleted or (membership status is deleted but person has been reinstated)) and membership status is not non-cu member and not deceased and person status is not deceased, or deleted

Help Screen: H_FNAME

Question Text: ? [F1]

^Fname

✦ Enter 999 if no more persons.

Fills: Fname

Instructions: IF Row Number = 1 then fill "What are the names of all persons living or staying here? Start with the name of the person,
or one of the persons, who owns or rents this home."

ELSE fill "What is the name of the next person living or staying here?"

Type: String

Length: 16

- Don't Know
- Refuse
- Empty

- On Input
- On Output

Array:

Special Instructions: 1. Assign line numbers starting with 01 for the first person using the variable MEMBNO

2. IF FNAME = 999 then delete any data on this row and below of the table.

3. IF FNAME = '99' or FNAME = '9999' then set FNAME = '999'

Skip Instructions: 16 characters: Goto LNAME

99: Goto CK_FNAME99

999: IF ROW = 1 then goto ERR_FNAME
ELSEIF MEMBNO < Nrosiz + 1 then goto CK_FNAME
ELSE exit block and goto CHECKS

Instrument SAS Name: FNAME

Destination Data Set: MEMB

Report Section: DEMOGRAPHICS

CK_FNAME

Check

TUNIT1.BPERSON.CK_FNAME

Description: 999 only on blank line

Inherited Universe:

Universe: FNAME = '999' and (MEMBNO < NROSIZE + 1)

Universe Description: Enter 999 in FNAME over an previously entered person

Text: * You can only enter 999 on a blank line - not over an existing person.
If you need to delete this person, enter a 7 in the STAT column.
Press SUPPRESS to restore ^Shadow_Fname into First Name

Check Instructions:

Type: Hard

Skip Instructions: Go back to FNAME

Fills: Shadow_Fname

Instructions: Fill the value that was in FNAME before the 999 was entered

Check

ERR_FNAME
TUNIT1.BPERSON.ERR_FNAME

Description: 999 on first line

Inherited Universe:

Universe: MEMBNO = 1 AND FNAME = '999'

Universe Description: 999 is entered in first line number.

Text: ♦ 999 cannot be entered as first FNAME.
A name **MUST** be entered before you can continue.

Check Instructions:

Type: Hard

Skip Instructions: Go back to FNAME

LNAME

Field

TUNIT1.BPERSON.LNAME

Description: Last Name (not sent to BLS - Title 13 data)

Form Pane Label: Last Name

SAS Name:

Tag Name: LNAME

Inherited Universe:

Universe: (MEMBSTAT <> Deleted {1} or
(MEMBSTAT = Deleted {1} and PERSTAT = Reinstated {9})) AND
MEMBSTAT <> Skip {5} AND MEMBSTAT <> Deceased {3} AND
PERSTAT <> Deceased {8} AND FNAME <> '999' AND FNAME <> EMPTY AND
PERSTAT <> Deleted {7}

Universe Description:

Question Text: * [Enter Last Name](#)

Type: String

Length: 16

- Don't Know
- Refuse
- Empty

- On Input
- On Output

Store Instructions: Set NAME = FNAME <space> LNAME

Array:

Skip Instructions: Goto CU_CODE

Instrument SAS Name: LNAME

Destination Data Set: MEMB

Report Section: DEMOGRAPHICS

Field

CU_CODE
TUNIT1.BPERSON.CU_CODE

Description: Relationship

Form Pane Label: Rel

SAS Name:

Tag Name: CU_CODE

Inherited Universe:

Universe: (MEMBSTAT <> Deleted {1} or
(MEMBSTAT = Deleted {1} and PERSTAT = Reinstated {9})) AND
MEMBSTAT <> Skip {5} AND MEMBSTAT <> Deceased {3} AND
PERSTAT <> Deceased {8} AND FNAME <> '999' AND FNAME <> EMPTY AND
PERSTAT <> Deleted {7}

Universe Description:

Question Text: * Ask if not apparent

What is ^YourNames relationship to ^Cucode_Fill?

* If this is the Reference Person, enter 1
(The Reference person is one of the persons who owns or rents this home.)

Fills: YourNames

Instructions: If RESPLINE = MEMBNO then fill "your"
Else fill ^Name's

Fills: Name

Instructions: Fill Name

Fills: Cucode_Fill

Instructions: IF MEMBNO = REPPER then fill "you"
ELSEIF no reference person has been select yet, fill "the owner/renter"
ELSE fill the name of the reference person (REF_NAME)).

Type: Enumerated

Length: 2

Answer List: TRelationship

Value:	Mnemonic:	Description:
1	RefPerson	Reference person

2	Spouse	Spouse (Husband/Wife)
3	Child	Child or adopted child
4	Grandchild	Grandchild
5	In_Law	In-Law
6	Siblings	Brother or Sister
7	Parents	Mother or Father
8	Relatives	Other related person (Aunt, Uncle, etc.)
9	NotRelated	Unrelated Person (Lodger, Lodger's spouse, foster child, etc)
10	Unmarried	Unmarried Partner

- Don't Know
- Refuse
- Empty

- On Input
- On Output

Store Instructions: 1. IF NEWUNIT <> S or R_in.REPLACE = 1 then set HH_CODE = CU_CODE
ELSE if NEWUNIT = S then store 9 in HH_CODE

2. IF entry of 1 then set:
REFPER = MEMBNO
REF_NAME = NAME(Refper)

3. If CU_CODE = 1 then set refpercent = refpercent + 1

4. If CU_CODE = 2 then set SPOUSE = MEMBNO

5. If CU_CODE = 1-8 or 10 then set SpokenFor(membno) = Yes

Array:

Skip Instructions: IF more than 1 reference person (CU_CODE = 1) has been
selected (refpercent > 1) then goto CK_CHECKS2

ELSEIF 2 or 10 entered and there is another household member with cu_code = 2 or
10 then goto Ck_Spouse

ELSEIF Prev_CUCODE = 1 AND CU_CODE = 2-10, DK, or RF then
goto CK_NewRefper

ELSE goto SEX

Instrument SAS Name: CU_CODE

Destination Data Set: MEMB

Report Section: DEMOGRAPHICS

CK_NewRefper

Check

TUNIT1.BPERSON.CK_NewRefper

Description: Changing Reference person

Inherited Universe:

Universe: Prev_CUCODE = Refperson {1} AND CU_CODE <> RefPerson {1} AND CU_CODE <> EMPTY

Universe Description: Reference person has changed.

Text: * Does ^Name still own or rent this home?
(Reference person does not have to be the same as the respondent.)

If YES, press Enter and reselect 1 for relationship
if NO, press S and re-ask relationship

Check Instructions: If SUPPRESSED then set CU_CODE = EMPTY for all persons
and set Prev_CUCODE = EMPTY for this person

Type: Soft

Fills: Name

Instructions: Fill Name

Check

CK_CHECKS2
TUNIT1.BPERSON.CK_CHECKS2

Description: only 1 ref person per cu

Inherited Universe:

Universe: Refpercent > 1

Universe Description: more than 1 reference person selected

Text: ♦ More than 1 reference person has been selected.
There can only be 1 reference person.
Please verify and correct.

Check Instructions: List CU_CODE for row 1 as the jumping point

Type: Hard

Skip Instructions: Go back to CU_CODE

CK_Spouse

Check

TUNIT1.BPERSON.CK_Spouse

Description: More than 1 spouse or unmarried partner selected

Inherited Universe:

Universe: (CU_CODE = Spouse {2} or CU_CODE = Unmarried {10}) AND
(there is at least 1 other active person with (CU_CODE = Spouse {2} or
CU_CODE = Unmarried {10}) AND PERSTAT <> Deleted {7} AND
PERSTAT <> Deceased {8})

Universe Description: More than 1 spouse or unmarried partner

Text: ♦ Reference person cannot have multiple spouses or unmarried partners.
Please verify and correct.

Check Instructions:

Type: Hard

Skip Instructions: Go back to CU_CODE

Field

SEX
TUNIT1.BPERSON.SEX

Description: Sex

Form Pane Label: Sex

SAS Name:

Tag Name: SEX

Inherited Universe:

Universe: (MEMBSTAT <> Deleted {1} or
(MEMBSTAT = Deleted {1} and PERSTAT = Reinstated {9})) AND
MEMBSTAT <> Skip {5} AND MEMBSTAT <> Deceased {3} AND
PERSTAT <> Deceased {8} AND FNAME <> '999' AND FNAME <> EMPTY AND
PERSTAT <> Deleted {7}

Universe Description:

Question Text: * [Ask if not apparent](#)

Is ^Name male or female?

Fills: Name

Instructions: Fill Name

Type: Enumerated

Length: 1

Answer List: TGender

Value:	Mnemonic:	Description:
1	Male	Male
2	Female	Female

- Don't Know
- Refuse
- Empty

- On Input
- On Output

Array:

Skip Instructions: 1,2: IF CU_CODE = 2 and SEX = SEX[refper] then goto CK_SEX1

ELSE goto AWAY_COL

DK,RF: Goto AWAY_COL

Instrument SAS Name: SEX

Destination Data Set: MEMB

Report Section: DEMOGRAPHICS

Check

CK_SEX1
TUNIT1.BPERSON.CK_SEX1

Description: Reference person and spouse have the same sex

Inherited Universe:

Universe: CU_CODE = Spouse {2} AND (SEX = SEX[refper]) AND RefPer <> EMPTY
AND (SEX = Male {1} or SEX = Female {2})

Universe Description: Reference person and spouse have the same sex

Text: ♦ [Is one of the following SEX entries incorrect?](#)

[Please Verify](#)

Check Instructions:

Type: Soft

Skip Instructions: Suppressed: Goto CK_SEX2

All others, go back to SEX or CU_CODE as appropriate

CK_SEX2

Check

TUNIT1.BPERSON.CK_SEX2

Description: Verify reference person's spouse

Inherited Universe:

Universe: CK_SEX1 = suppressed

Universe Description: Sex entries for reference person and spouse are correct

Text: ♦ You said that ^NAME is ^REFNAME's spouse?

Is that correct?

Check Instructions:

Type: Soft

Skip Instructions: Suppress: Goto AWAY_COL

All others, go back to CU_CODE or SEX

Fills: Name

Instructions: Fill Name

Fills: REFNAME

Instructions: fill ^Name[REFPER]

Field

AWAY_COL
TUNIT1.BPERSON.AWAY_COL

Description: Living away at college

Form Pane Label: Away

SAS Name:

Tag Name: AWAY_COL

Inherited Universe:

Universe: (MEMBSTAT <> Deleted {1} or
(MEMBSTAT = Deleted {1} and PERSTAT = Reinstated {9})) AND
MEMBSTAT <> Skip {5} AND MEMBSTAT <> Deceased {3} AND
PERSTAT <> Deceased {8} AND FNAME <> '999' AND FNAME <> EMPTY AND
PERSTAT <> Deleted {7}

Universe Description:

Help Screen: H_AWAY_COL

Question Text: ? [F1]

◆ [Ask if not apparent](#)

Is ^Name living away at college?

Fills: Name

Instructions: Fill Name

Type: Enumerated

Length: 1

Answer List: TYesNo

Value:	Mnemonic:	Description:
1	Yes	Yes
2	No	No

- Don't Know
- Refuse
- Empty

- On Input
- On Output

Array:

Special Instructions: IF AWAY_COL = Yes {1} then set HH_MEM = 2 and KEEP/SHOW

Skip Instructions: 1: IF CU_CODE = 1 then goto CK_AWAYCOL
ELSE goto HH_MEM

2,DK,RF,EMPTY: Goto HH_MEM

Instrument SAS Name: AWAY_COL

Destination Data Set: MEMB

Report Section: DEMOGRAPHICS

Check

CK_AWAYCOL
TUNIT1.BPERSON.CK_AWAYCOL

Description: Ref must be a HH memb

Inherited Universe:

Universe: AWAY_COL = Yes {1} AND CU_CODE = RefPerson {1}

Universe Description: Reference person is away at college

Text: ♦ Students who are living at school at the time of interview are considered to be household members of their school residence.

If the sample address is the school residence and the person is living here, then change away at college to no.

Otherwise this person cannot be the reference person, change relationship.

Check Instructions: List AWAY_COL, CU_CODE, and INTROB as jumping points

Type: Hard

Skip Instructions: Go back to AWAY_COL, CU_CODE, or INTROB as appropriate

HH_MEM

Field

TUNIT1.BPERSON.HH_MEM

Description: Household member - usually live here

Form Pane Label: Member

SAS Name:

Tag Name: HH_MEM

Inherited Universe:

Universe: (MEMBSTAT <> Deleted {1} or
(MEMBSTAT = Deleted {1} and PERSTAT = Reinstated {9})) AND
MEMBSTAT <> Skip {5} AND MEMBSTAT <> Deceased {3} AND
PERSTAT <> Deceased {8} AND FNAME <> '999' AND FNAME <> EMPTY AND
AWAY_COL <> Yes {1} AND PERSTAT <> Deleted {7}

Universe Description:

Help Screen: H_HH_MEM

Question Text: ? [F1]

Does ^Name usually live here?

* Probe if usual place of residence is elsewhere.

Fills: Name

Instructions: Fill Name

Type: Enumerated

Length: 1

Answer List: TYesNo

Value:	Mnemonic:	Description:
1	Yes	Yes
2	No	No

Don't Know
 Refuse
 Empty

On Input
 On Output

Array:

Skip Instructions: 1,DK,RF,EMPTY: Goto Set_Flags

2: IF CU_CODE = 1 then goto CK_HHMEM
ELSE goto Set_Flags

Instrument SAS Name: HH_MEM

Destination Data Set: MEMB

Report Section: DEMOGRAPHICS

CK_HHMEM

Check

TUNIT1.BPERSON.CK_HHMEM

Description: Ref must be HH mem

Inherited Universe:

Universe: HH_MEM = No {2} AND CU_CODE = RefPerson {1}

Universe Description: Reference person is not a household member

Text: ♦ Reference person MUST be a household member

If all members URE, make case a Type B non-interview

Check Instructions:

Type: Hard

Skip Instructions: Go back to HH_MEM or CU_CODE

Field

Set_Flags
TUNIT1.BPERSON.Set_Flags

Description:

Form Pane Label:

SAS Name:

Tag Name:

Inherited Universe:

Universe: FNAME <> 999 and FNAME <> EMPTY

Universe Description:

Question Text:

Type: Classification

Length: 0

- Don't Know
- Refuse
- Empty

- On Input
- On Output

Store Instructions: IF FName <> EMPTY AND (FName <> '999') THEN
IF Membstat = Skip {5} OR Membstat = Deceased {3} OR
Perstat = Deceased {8} THEN
set FlgElible = No
set FlgActive = No
ELSE
IF (Perstat = 9 or Perstat = EMPTY) AND (Membstat = EMPTY or
Membstat = Reinstated {2} or Membstat = Deleted {1}) THEN
IF HH_Mem = Yes {1} THEN set FlgElible := Yes
ELSE set FlgElible = No
ENDIF
ELSE
IF Perstat = 7 OR Membstat = Deleted {1} OR
Perstat = Deceased {8} THEN set FlgElible = No
ENDIF
ENDIF

IF (Perstat = 9 and Membstat = Deleted {1}) OR
((Perstat = 9 or Perstat = EMPTY) and (Membstat = EMPTY or

```
      Membstat = Reinstated {2})) THEN
      IF HH_Mem = Yes {1} THEN set FlgActive = Yes
      ELSE set FlgActive = No
      ENDIF
    ELSEIF Perstat <> 9 AND Membstat = Deleted {1} THEN set FlgActive = No
    ELSEIF Perstat = 7 THEN
      set FlgActive = No
    ELSE set FlgActive = No
    ENDIF
  ENDIF
ENDIF
```

NOTE: Updated April 2023 to set PERSTAT = 7 to not active

Array:

Skip Instructions: Go to next row in the table

Field

FlgElible
TUNIT1.BPERSON.FlgElible

Description: Eligibility Flag

Form Pane Label:

SAS Name:

Tag Name:

Inherited Universe:

Universe:

Universe Description:

Question Text:

Type: Classification

Length: 0

Don't Know

Refuse

Empty

On Input

On Output

Store Instructions: A person is eligible if First name (FNAME) is not EMPTY nor 999 AND household membership (HH_MEM) is Yes AND NOT any of the following

- o Membstat = Skip {5} or Deceased {3}
- o Household membership (HH_MEM) is no {2}, DK, RF or EMPTY
- o Perstat = deleted {7}, deceased {8}, OR (Membstat = Deleted {1} and not reinstated)

Array:

FlgActive

Field

TUNIT1.BPERSON.FlgActive

Description: Active Flag

Form Pane Label:

SAS Name:

Tag Name:

Inherited Universe:

Universe:

Universe Description:

Question Text:

Type: Classification

Length: 0

- Don't Know
- Refuse
- Empty

- On Input
- On Output

Store Instructions: A person is active if First name (FNAME) is not EMPTY nor 999 AND household membership (HH_MEM) is Yes and NOT any of the following:

- o Membstat = Skip {5-nonCU member} or Deceased {3}
- o Household membership (HH_MEM) is no {2}, DK, RF or EMPTY
- o Perstat = deleted {7}, deceased {8}, OR (Membstat = Deleted {1} and not reinstated)

Array:

Field

Prev_CUCODE
TUNIT1.BPERSON.Prev_CUCODE

Description: Previous Relationship

Form Pane Label:

SAS Name:

Tag Name:

Inherited Universe:

Universe:

Universe Description:

Question Text: ** Not Displayed **

Type: Enumerated

Length: 2

Answer List: TRelationship

Value:	Mnemonic:	Description:
1	RefPerson	Reference person
2	Spouse	Spouse (Husband/Wife)
3	Child	Child or adopted child
4	Grandchild	Grandchild
5	In_Law	In-Law
6	Siblings	Brother or Sister
7	Parents	Mother or Father
8	Relatives	Other related person (Aunt, Uncle, etc.)
9	NotRelated	Unrelated Person (Lodger, Lodger's spouse, foster child, etc)
10	Unmarried	Unmarried Partner

- Don't Know
- Refuse
- Empty

- On Input
- On Output

Array:

Instrument SAS Name: Prev_CUCODE

Report Section: DEMOGRAPHICS

Date Implemented (YYYY-MM-DD): April 2020

Field

MEMBNO
TUNIT1.BPERSON.MEMBNO

Description: person Line number

Form Pane Label:

SAS Name:

Tag Name:

Inherited Universe:

Universe:

Universe Description:

Question Text:

Type: Integer

Length: 2

Min: 1

Max: 30

- Don't Know
- Refuse
- Empty

- On Input
- On Output

Array:

Instrument SAS Name: MEMBNO

Destination Data Set: MEMB

Report Section: DEMOGRAPHICS

CHECKS

Field

TUNIT1.CHECKS

Description:

Form Pane Label: Check Item

SAS Name:

Tag Name:

Inherited Universe:

Universe: 1st roster table is complete ('999' has been entered in FNAME)

Universe Description:

Question Text: ** Non Displayed **

Type: Classification

Length: 0

Don't Know

Refuse

Empty

On Input

On Output

Store Instructions: Reset MLIVE and NEWLIV to 2 so that Blaise does not continually loop back to Tunit1

If MLIVE = 1 then set MLIVE = 2

If NEWLIV = 1 then set NEWLIV = 2

Array:

Skip Instructions: IF RefPerCnt = EMPTY then goto CK_CHECKS1

IF any CU_CODE = EMPTY then goto CK_CUCODE

IF any SEX = EMPTY then goto CK_SEX

IF any AWAY_COL = EMPTY then goto CK_AWAYCOL

IF any HH_MEM = EMPTY then goto CK_HHMEM

IF No person on the roster has FlgElible = Yes then goto ANY_HHMEM

ELSE goto HHRESP

Report Section: DEMOGRAPHICS

Check

CK_CHECKS1
TUNIT1.CK_CHECKS1

Description: No ref person has been selected

Inherited Universe:

Universe: RefPerCnt = EMPTY AND '999' has been entered in FNAME

Universe Description: No reference person has been selected

Text: ♦ No reference person has been selected.

A reference person **MUST** be selected before you can continue.

Check Instructions: List CU_CODE for row 1 and FNname = 999 as the jumping point

Type: Hard

Skip Instructions: Go back to CU_CODE or FNAME as appropriate

CK_CUCODE
TUNIT1.CK_CUCODE

Check

Description: Relationship is blank for someone

Inherited Universe:

Universe: CU_CODE = EMPTY AND ((MEMBSTAT <> Deleted {1} and MEMBSTAT <> Skip {5} and MEMBSTAT <> Deceased {3} and PERSTAT <> Deceased {8} and PERSTAT <> Deleted {7}) or PERSTAT = Reinstated {9}) AND '999' has been entered in FNAME

Universe Description: CU_CODE is blank for active person

Text: ♦ [Relationship needed for ^Name.](#)

Check Instructions:

Type: Hard

Skip Instructions: Go back to CU_CODE for the appropriate person

Fills: Name

Instructions: Fill Name

Check

CK_SEX
TUNIT1.CK_SEX

Description: Sex is blank for someone

Inherited Universe:

Universe: SEX = EMPTY ((MEMBSTAT <> Deleted {1} and MEMBSTAT <> Skip {5} and MEMBSTAT <> Deceased {3} and PERSTAT <> Deceased {8} and PERSTAT <> Deleted {7}) or PERSTAT = Reinstated {9}) AND '999' has been entered in FNAME

Universe Description: Sex is blank for active person

Text: * Gender needed for ^Name.

Check Instructions:

Type: Hard

Skip Instructions: Go back to SEX for the appropriate person

Fills: Name

Instructions: Fill Name

CK_AWAYCOL
TUNIT1.CK_AWAYCOL

Check

Description: Away at college is blank for someone

Inherited Universe:

Universe: AWAY_COL = EMPTY AND ((MEMBSTAT <> Deleted {1} and MEMBSTAT <> Skip {5} and MEMBSTAT <> Deceased {3} and PERSTAT <> Deceased {8} and PERSTAT <> Deleted {7}) or PERSTAT = Reinstated {9}) AND '999' has been entered in FNAME

Universe Description: AWAY_COL is blank for active person

Text: ♦ [Away at College needed for ^Name.](#)

Check Instructions:

Type: Hard

Skip Instructions: Go back to AWAY_COL for the appropriate person

Fills: Name

Instructions: Fill Name

Check

CK_HHMEM
TUNIT1.CK_HHMEM

Description: Household membership status is blank for someone

Inherited Universe:

Universe: HH_MEM = EMPTY AND ((MEMBSTAT <> Deleted {1} and MEMBSTAT <> Skip {5} and MEMBSTAT <> Deceased {3} and PERSTAT <> Deceased {8} and PERSTAT <> Deleted {7}) or PERSTAT = Reinstated {9}) AND '999' has been entered in FNAME

Universe Description: HH_MEM is blank for active person

Text: ♦ [Household Membership status needed for ^Name.](#)

Check Instructions:

Type: Hard

Skip Instructions: Go back to HH_MEM for the appropriate person

Fills: Name

Instructions: Fill Name

ANY_HHMEM

Field

ANY_HHMEM

Description: No household members on the roster

Form Pane Label: Any HH Members

SAS Name:

Tag Name: ANY_HHMEM

Inherited Universe:

Universe: No person on the roster has FlgElible = Yes

Universe Description: No household members on the roster

Question Text: ♦ There are NO household members for this case.
Does anyone use this as their usual residence?

If no one uses this as their usual residence, press HOME to return to the START screen and make this a noninterview - Type B.

Type: Enumerated

Length: 1

Answer List: TANY_HHMEM

Value:	Mnemonic:	Description:
1	Yes	Yes, this is the usual residence for at least one person

- Don't Know
- Refuse
- Empty

- On Input
- On Output

Array:

Skip Instructions: 1: Got back to TUNIT1

Instrument SAS Name: ANY_HHMEM

Destination Data Set: DEMO

Report Section: Demographics

Date Implemented (YYYY-MM-DD): April 2020

BFOLLOWUP1

BFOLLOWUP1

Block

Description: Block for HHRESP - NEWLIV

Tab Name:

Fly Over Name:

Universe Type: If

Inherited Universe:

Universe: (FNAME = '999' OR TUnit table is full)

Universe Description:

Array:

Block Instructions: Once Tunit1 table is complete, reset the previous relationship variable:

IF any BControlcard.Tunit1.BPerson.FNAME = 999 AND 1st table,
TUnit1, is complete THEN:
Set BControlcard.Tunit1.BPerson.Prev_CUCODE =
BControlcard.Tunit1.BPerson.CU_CODE for all persons

Field

HHRESP
BFOLLOWUP1.HHRESP

Description: who is respondent

Form Pane Label: Respondent

SAS Name:

Tag Name: HHRESP

Inherited Universe:

Universe: FNAME = '999' AND 1st grid, TUnit1, is complete

Universe Description:

Question Text: * [Ask if necessary](#)

With whom am I speaking?

* [Enter line number](#)

Type: Enumerated

Length: 2

Answer List: THHRESP

Value:	Mnemonic:	Description:
1	no1	NameOnly[1]
2	no2	NameOnly[2]
3	no3	NameOnly[3]
4	no4	NameOnly[4]
5	no5	NameOnly[5]
6	no6	NameOnly[6]
7	no7	NameOnly[7]
8	no8	NameOnly[8]
9	no9	NameOnly[9]
10	no10	NameOnly[10]
11	no11	NameOnly[11]
12	no12	NameOnly[12]
13	no13	NameOnly[13]
14	no14	NameOnly[14]
15	no15	NameOnly[15]

16	no16	NameOnly[16]
17	no17	NameOnly[17]
18	no18	NameOnly[18]
19	no19	NameOnly[19]
20	no20	NameOnly[20]
21	no21	NameOnly[21]
22	no22	NameOnly[22]
23	no23	NameOnly[23]
24	no24	NameOnly[24]
25	no25	NameOnly[25]
26	no26	NameOnly[26]
27	no27	NameOnly[27]
28	no28	NameOnly[28]
29	no29	NameOnly[29]
30	no30	NameOnly[30]
95	n95	Proxy Respondent

- Don't Know
- Refuse
- Empty

- On Input
- On Output

Store Instructions: 1. IF entry of 1-30 then store HHRESP in RESPLINE and NAME (RESPLINE) in RESPNAME.

2. If entry of 95 then store 95 in RESPLINE and "PROXY RESPONDENT" in RESPNAME

Array:

Special Instructions: Display Line number and Name of all active persons in the answer list pane

Active Person:
FName <> EMPTY AND FName <> '999' AND
Perstat <> Deceased AND Perstat <> Deleted {7} AND
HH_Mem <> No AND
Membstat <> Skip AND Membstat <> Deceased AND
(Membstat <> Deleted or (Membstat = Deleted and Perstat = reinstated))

Skip Instructions: IF HHRESP > NROSIZE then goto CK_HHRESP

ELSEIF (MEMBSTAT[HHRESP] = 1 and PERSTAT[HHRESP] <> 9) OR

(MEMBSTAT[HHRESP] = 5) OR (PERSTAT[HHRESP] = 7 or 8) OR
(HH_MEM[HHRESP] = 2 or blank) then goto CK_HHRESP2

ELSEIF ((INTNMBR = 1 or NEWCU = 1) and NEWUNIT <> S) OR
REPLACE = 1 AND NROSIZE < 30 then goto MLIVE

ELSEIF ((INTNMBR = 1 or NEWCU = 1) and NEWUNIT <> S) OR
REPLACE = 1 AND NROSIZE = 30 then exit block and goto
BSUBFAMILY, BSFMAKEUP or TUNIT2 as appropriate

ELSE goto NEWLIV

Instrument SAS Name: HHRESP

Destination Data Set: DEMO

Report Section: DEMOGRAPHICS

CK_HHRESP
BFOLLOWUP1.CK_HHRESP

Check

Description: must be valid line number (BLAISE default error)

Inherited Universe:

Universe: HHRESP > NROSIZE AND HHRESP <> 95

Universe Description: Respondent line number is greater than total number of persons

Text: * [Input invalid.](#)

[Value not in range](#)

Check Instructions:

Type: Hard

Skip Instructions: Go back to HHRESP

Check

CK_HHRESP2
BFOLLOWUP1.CK_HHRESP2

Description: Respondent is not household member

Inherited Universe:

Universe: (HH_MEM[HHRESP] = No {2} or HH_MEM[HHRESP] = blank) OR
(MEMBSTAT[HHRESP] = Deleted {1} and PERSTAT[HHRESP] <> Reinstate {9}) OR

(MEMBSTAT[HHRESP] = Skip {5}) OR
(PERSTAT[HHRESP] = Deleted {7} or PERSTAT[HHRESP] = Deceased {8})

Universe Description: Respondent is not a household member

Text: ♦ [Person is not a household member.](#)

Check Instructions:

Type: Hard

Skip Instructions: Go back to HHRESP

MLIVE

Field

BFOLLOWUP1.MLIVE

Description: Anyone new?

Form Pane Label: Anyone New?

SAS Name:

Tag Name: MLIVE

Inherited Universe:

Universe: ((INTNMBR = 1 or NEWCU = 1) and NEWUNIT <> S) OR REPLACE = Yes {1}

Universe Description:

Question Text: So I have listed ^PerNum ^peoplePerson living or staying here now.

^PERSTATFILL

Is there anyone else living or staying here now - any babies, small children, non-relatives or anyone else?

◆ Please verify that the information on this screen is correct.

Fills: PerNum

Instructions: Calculate the number of all "active" persons and fill that number

Active Person:

FName <> EMPTY AND FName <> '999' AND

Perstat <> Mistake AND Perstat <> Deceased AND Perstat <> Deleted {7} AND

HH_Mem <> No AND

Membstat <> Skip AND Membstat <> Deceased AND

(Membstat <> Deleted or (Membstat = Deleted and Perstat = Reinstated)) AND

Recstatm <> 3

Fills: peoplePerson

Instructions: IF NUMHOUSE = 1 then fill "person"

ELSE fill "people"

Fills: PERSTATFILL

Instructions: Fill the first 30 characters of the name of all "active" persons.

Fill the names in 3 columns with 10 names in each column..

Ex: NameOnly[1] NameOnly[11] NameOnly[21]

NameOnly[2] NameOnly[12] NameOnly[22]

Active Person:
FName <> EMPTY AND FName <> '999' AND
Perstat <> Mistake AND Perstat <> Deceased AND Perstat <> Deleted {7} AND
HH_Mem <> No AND
Membstat <> Skip AND Membstat <> Deceased AND
(Membstat <> Deleted or (Membstat = Deleted and Perstat = Reinstated)) AND
Recstatm <> 3

Type: Enumerated
Length: 1

Answer List: TYesNo

Value:	Mnemonic:	Description:
1	Yes	Yes
2	No	No

- Don't Know
- Refuse
- Empty

- On Input
- On Output

Array:

Skip Instructions: 1: Go back to where FNAME = 999

2,DK,RF: Exit block and goto BSUBFAMILY, BSFMAKEUP or
TUNIT2 as appropriate

Instrument SAS Name: MLIVE

Destination Data Set: DEMO

Report Section: DEMOGRAPHICS

NEWLIV

Field

BFOLLOWUP1.NEWLIV

Description: Anyone new?

Form Pane Label: Anyone new?

SAS Name:

Tag Name: NEWLIV

Inherited Universe:

Universe: (INTNMBR = 2-4) AND ((NEWCU <> 1) or (NEWCU = 1 and NEWUNIT = S))

Universe Description:

Question Text: Is anyone else living or staying here, including newborn babies?

^PERSTATFILL

Fills: PERSTATFILL

Instructions: Fill the first 30 characters of the name of all "active" persons.

Fill the names in 3 columns with 10 names in each column..

Ex: NameOnly[1] NameOnly[11] NameOnly[21]

NameOnly[2] NameOnly[12] NameOnly[22]

Active Person:

FName <> EMPTY AND FName <> '999' AND

Perstat <> Mistake AND Perstat <> Deceased AND Perstat <> Deleted {7} AND

HH_Mem <> No AND

Membstat <> Skip AND Membstat <> Deceased AND

(Membstat <> Deleted or (Membstat = Deleted and Perstat = Reinstated)) AND

Recstatm <> 3

Type: Enumerated

Length: 1

Answer List: TNewLiv

Value:	Mnemonic:	Description:
1	Yes	Yes, add new person
2	No	No

- Don't Know
 Refuse

Empty

On Input

On Output

Array:

Skip Instructions: 1: Go back to where FNAME = 999

2: Exit block and goto BSUBFAMILY, BSFMAKEUP or
TUNIT2 as appropriate

Instrument SAS Name: NEWLIV

Destination Data Set: DEMO

Report Section: DEMOGRAPHICS

BSUBFAMILY

Block

Description:

Tab Name:

Fly Over Name:

Universe Type: If

Inherited Universe:

Universe: There is at least 1 person with (MEMBSTAT <> Deleted {1} or (MEMBSTAT = Deleted {1} and PERSTAT = Reinstate {9})) AND MEMBSTAT <> Skip {5} and MEMBSTAT <> Deceased {3} AND HH_MEM <> No {2} AND PERSTAT <> Deleted {7} AND PERSTAT <> Deceased {8}

Universe Description:

Array:

- Block Instructions:**
1. If there are no non-rels in the household who are cu/household members, then store line numbers in SUBFAM2(1,X)
 2. If there are no non-rels in the household who are cu/household members goto SET_CUNUMBER
 3. If there are more than 1 non-rel who are CU/household members in the household (CU_CODE = 9) then goto SUBFAM1
 4. all others goto SET_SUBFAMS

Field

SUBFAM1
BSUBFAMILY.SUBFAM1

Description: are you related to anyone in household?

Form Pane Label: Subfamily

SAS Name:

Tag Name: SUBFAM1

Inherited Universe:

Universe: SpokenFor <> Yes AND MEMBSTAT <> Skip {5} AND MEMBSTAT <> Deceased {3}
AND
(At least 1 other person with SSpokenFor <> Yes)

Universe Description: More than 1 non-rel in household AND there are Non-rels that have not already been assigned to a subfamily

Question Text: Earlier you said that ^SubFamName was not related to ^REFNAME.
Is ^SubFamName related to anyone else in this household?

Fills: SubFamName

Instructions: Fill name of the person not related to the reference person.
(Unit1.person[Sindex].Name)

Fills: REFNAME

Instructions: fill ^Name[REFPER]

Fills: Name

Instructions: Fill Name

Type: Enumerated

Length: 1

Answer List: TYesNo

Value:	Mnemonic:	Description:
1	Yes	Yes
2	No	No

- Don't Know
- Refuse
- Empty

- On Input
- On Output

Array:

Special Instructions: NOTE: Changed to an output variable January 2020

Skip Instructions: 1: Goto SUBFAM2

- 2: IF no more non-rels then goto SET_SUBFAMS
ELSE goto SUBFAM1 for next unassigned non-rel

Instrument SAS Name: SUBFAM1

Destination Data Set: DEMO

Report Section: DEMOGRAPHICS

Field

SUBFAM2
BSUBFAMILY.SUBFAM2

Description: anyone else related to?

Form Pane Label: Who related to

SAS Name:

Tag Name: SUBFAM2

Inherited Universe:

Universe: SUBFAM1 = Yes {1}

Universe Description: Yes, person is related to someone else in the household

Question Text: Who is ^SubFamName related to?

✦ **PROBE:** Anyone else?

Enter line number(s), separate with commas

Fills: SubFamName

Instructions: Fill name of the person not related to the reference person.
(Unit1.person[**Sindex**].Name)

Type: Set

Max Number of Values: 30

Length: 2

Answer List: TNAME30

Value:	Mnemonic:	Description:
1	n01	NAME[1]
2	n02	NAME[2]
3	n03	NAME[3]
4	n04	NAME[4]
5	n05	NAME[5]
6	n06	NAME[6]
7	n07	NAME[7]
8	n08	NAME[8]
9	n09	NAME[9]
10	n10	NAME[10]
11	n11	NAME[11]

12	n12	NAME[12]
13	n13	NAME[13]
14	n14	NAME[14]
15	n15	NAME[15]
16	n16	NAME[16]
17	n17	NAME[17]
18	n18	NAME[18]
19	n19	NAME[19]
20	n20	NAME[20]
21	n21	NAME[21]
22	n22	NAME[22]
23	n23	NAME[23]
24	n24	NAME[24]
25	n25	NAME[25]
26	n26	NAME[26]
27	n27	NAME[27]
28	n28	NAME[28]
29	n29	NAME[29]
30	n30	NAME[30]

- Don't Know
- Refuse
- Empty

- On Input
- On Output

Array:

Special Instructions: NOTE: Changed to an output variable January 2020

Skip Instructions: IF SUBFAM2 > NROSIZE then goto CK_SUBFAM2

ELSEIF no more non-rels then goto SET_SUBFAMS

ELSE goto SUBFAM, for next unassigned non-rel

Instrument SAS Name: SUBFAM2

Destination Data Set: DEMO

Report Section: DEMOGRAPHICS

Check

CK_SUBFAM2
BSUBFAMILY.CK_SUBFAM2

Description: must be valid line number (BLAISE default error)

Inherited Universe:

Universe: SUBFAM2 > NROSIZE or NamOnly[SubFam2] = EMPTY

Universe Description: line number is greater than total # of persons or line number is not valid

Text: * [Input invalid.](#)

[Value not in range](#)

Check Instructions:

Type: Hard

Skip Instructions: Go back to SUBFAM2

SET_SUBFAMS

Field

BSUBFAMILY.SET_SUBFAMS

Description: Set up a subfamilys

Form Pane Label:

SAS Name:

Tag Name:

Inherited Universe:

Universe:

Universe Description:

Question Text:

Type: Classification

Length: 0

Don't Know

Refuse

Empty

On Input

On Output

Array:

Special Instructions: Note: Set up a subfamily array. The first position in the array will contain the reference person and those related to him.

Repeat questions SHELTX-SUPRT1 for each subfamily

Skip Instructions: Goto BFSMAKEUP Block - SHELTX

Report Section: DEMOGRAPHICS

Block

BSFMAKEUP
BSFMAKEUP

Description:

Tab Name:
Fly Over Name:
Universe Type: If

Inherited Universe:

Universe: More than 1 "family" {LastFamindex > 1}

Universe Description:

Array:

Block Instructions: Ask questions for each family including the reference persons family

SHELTX

Field

BSFMAKEUP.SHELTX

Description: Pay for own shelter

Form Pane Label: Pay for housing

SAS Name: SHELTX

Tag Name: SHELTX

Inherited Universe:

Universe:

Universe Description:

Help Screen: H_SHELTX

Question Text: ? [F1]

[^disp_sheltx](#)

^DoDoes_SubFam (READ NAMES) pay for all ^hishertheir_SubFam housing expenses with ^hishertheir_SubFam own money?

^SUBFAMFILL

Fills: disp_sheltx

Instructions: IF SHELTX = EMPTY then fill "Begin financial responsibility questions to determine CU's"

Fills: DoDoes_SubFam

Instructions: IF # of persons in this subfamily > 1 then fill "Does"
ELSE fill "Do"

Fills: hishertheir_SubFam

Instructions: IF there is only 1 person in the subfamily then:
If sex of that person is 1 then fill "his"
else fill "her"
ELSE fill "their"

Fills: SUBFAMFILL

Instructions: List the names of persons in this subfamily

Type: Enumerated

Length: 1

Answer List: TYesNo

Value:	Mnemonic:	Description:
1	Yes	Yes
2	No	No

- Don't Know
- Refuse
- Empty

- On Input
- On Output

Array:

Skip Instructions: Goto FOODX

Instrument SAS Name: SHELTX

Destination Data Set: CCNOUSE

Sponsor Field Type: C

Report Section: DEMOGRAPHICS

FOODX

Field

BSFMAKEUP.FOODX

Description: Pay for own food

Form Pane Label: Pay for food

SAS Name: FOODX

Tag Name: FOODX

Inherited Universe:

Universe:

Universe Description:

Help Screen: H_FOODX

Question Text: ? [F1]

^DoDoes_SubFam (READ NAMES) pay for all ^hishertheir_SubFam food expenses with ^hishertheir_SubFam own money?

^SUBFAMFILL

Fills: DoDoes_SubFam

Instructions: IF # of persons in this subfamily > 1 then fill "Does"
ELSE fill "Do"

Fills: SUBFAMFILL

Instructions: List the names of persons in this subfamily

Fills: hishertheir_SubFam

Instructions: IF there is only 1 person in the subfamily then:
If sex of that person is 1 then fill "his"
else fill "her"
ELSE fill "their"

Type: Enumerated

Length: 1

Answer List: TYesNo

Value:	Mnemonic:	Description:
1	Yes	Yes

2	No	No
---	----	----

- Don't Know
- Refuse
- Empty

- On Input
- On Output

Array:

Skip Instructions: 1: IF SHELTX = 1 and there are no more subfams then goto
UPDATE_SUBFAM
ELSEIF SHELTX = 1 then goto SHELTX for next subfam
ELSE goto OTHERX

2,DK,RF: Goto OTHERX

Instrument SAS Name: FOODX

Destination Data Set: CCNOUSE

Sponsor Field Type: C

Report Section: DEMOGRAPHICS

OTHERX
BSFMAKEUP.OTHERX

Field

Description: Pay for own other expenses

Form Pane Label: Pay for other

SAS Name: OTHERX

Tag Name: OTHERX

Inherited Universe:

Universe: Sheltx = No {2} OR Foodx = No {2}

Universe Description:

Question Text: ^DoDoes_SubFam (READ NAMES) pay for all ^hishertheir_SubFam other living expenses such as clothing, transportation, etc., with ^hishertheir_SubFam own money?

^SUBFAMFILL

Fills: DoDoes_SubFam

Instructions: IF # of persons in this subfamily > 1 then fill "Does"
ELSE fill "Do"

Fills: hishertheir_SubFam

Instructions: IF there is only 1 person in the subfamily then:
If sex of that person is 1 then fill "his"
else fill "her"
ELSE fill "their"

Fills: SUBFAMFILL

Instructions: List the names of persons in this subfamily

Type: Enumerated

Length: 1

Answer List: TYesNo

Value:	Mnemonic:	Description:
1	Yes	Yes
2	No	No

Don't Know
 Refuse
 Empty

On Input
 On Output

Array:

Skip Instructions: 1: IF SHELTX = 1 OR FOODX = 1 AND there are no more
subfamilies then goto UPDATE_SUBFAM
ELSEIF SHELTX = 1 OR FOODX = 1 then goto SHELTX for next
subfamily
ELSE goto SUPSRC

2,DK,RF: Goto SUPSRC

Instrument SAS Name: OTHERX

Destination Data Set: CCNOUSE

Sponsor Field Type: C

Report Section: DEMOGRAPHICS

SUPSRC
BSFMAKEUP.SUPSRC

Field

Description: Does someone else pay for food, shelter, etc.

Form Pane Label: Money from others

SAS Name: SUPSRC

Tag Name: SUPSRC

Inherited Universe:

Universe: ((Foodx = No {2} or Foodx = NONRESPONSE) and (Otherx = No {2} or Otherx = NONRESPONSE)) OR
((Sheltx = No {2} or Sheltx = NONRESPONSE) and (Foodx = No {2} or Foodx = NONRESPONSE)) OR
((Sheltx = No {2} or Sheltx = NONRESPONSE) and (Otherx = No {2} or Otherx = NONRESPONSE))

Universe Description: Any 2 financial screener questions are No, DK, or RF

Question Text: Does all or part of the money to pay for
([READ NAMES](#)) ^Supdesc come from someone
in this household?

^SUBFAMFILL

Fills: Supdesc

Instructions: IF SHELTX = No {2} or SHELTX = NONRESPONSE then fill 'housing'
ELSEIF FOODX = No {2} or FOODX = NONRESPONSE then fill 'food'
ELSEIF OTHERX = No {2} or OTHERX = NONRESPONSE then fill 'other living
expenses'
ELSEIF (SHELTX = No {2} or SHELTX = NONRESPONSE) AND (FOODX = No {2}
or FOODX = NONRESPONSE) then fill 'housing and food'
ELSEIF (SHELTX = No {2} or SHELTX = NONRESPONSE) AND (OTHERX = No
{2} or OTHERX = NONRESPONSE) then fill 'housing and other living expenses'
ELSEIF (FOODX = No {2} or FOODX = NONRESPONSE) AND (OTHERX = No {2}
or OTHERX = NONRESPONSE) then fill 'food and other living expenses'
ELSEIF (SHELTX = No {2} or SHELTX = NONRESPONSE) AND (FOODX = No {2}
or FOODX = NONRESPONSE) AND (OTHERX = No {2} or OTHERX =
NONRESPONSE) then fill 'housing, food and other living expenses'

Fills: SUBFAMFILL

Instructions: List the names of persons in this subfamily

Type: Enumerated

Length: 1

Answer List: TYesNo

Value:	Mnemonic:	Description:
1	Yes	Yes
2	No	No

- Don't Know
- Refuse
- Empty

- On Input
- On Output

Array:

Skip Instructions: 1: Goto SUPRT1

2,DK,RF: IF no more subfamilies then goto UPDATE_SUBFAM
ELSE goto SHELTX for next subfamily

Instrument SAS Name: SUPSRC

Destination Data Set: CCNOUSE

Sponsor Field Type: C

Report Section: DEMOGRAPHICS

SUPRT1

Field

BSFMAKEUP.SUPRT1

Description: who pays?

Form Pane Label: Who pays

SAS Name: SUPRT1

Tag Name: SUPRT1

Inherited Universe:

Universe: SUPRC = Yes {1}

Universe Description:

Question Text: Who is that person(s)?

✦ Enter line number(s), separate with commas

Type: Set

Max Number of Values: 30

Length: 2

Answer List: TNAME30

Value:	Mnemonic:	Description:
1	n01	NAME[1]
2	n02	NAME[2]
3	n03	NAME[3]
4	n04	NAME[4]
5	n05	NAME[5]
6	n06	NAME[6]
7	n07	NAME[7]
8	n08	NAME[8]
9	n09	NAME[9]
10	n10	NAME[10]
11	n11	NAME[11]
12	n12	NAME[12]
13	n13	NAME[13]
14	n14	NAME[14]
15	n15	NAME[15]
16	n16	NAME[16]

17	n17	NAME[17]
18	n18	NAME[18]
19	n19	NAME[19]
20	n20	NAME[20]
21	n21	NAME[21]
22	n22	NAME[22]
23	n23	NAME[23]
24	n24	NAME[24]
25	n25	NAME[25]
26	n26	NAME[26]
27	n27	NAME[27]
28	n28	NAME[28]
29	n29	NAME[29]
30	n30	NAME[30]

- Don't Know
- Refuse
- Empty

- On Input
- On Output

Store Instructions: Store the subfamily number of the first line number selected in SUPRT_SB

Array:

Special Instructions: Display line number and name of all "active" persons,
not in this particular subfamily

Skip Instructions: IF SUPRT1 > NROSIZE then goto CK_SUPRT1

ELSEIF no more subfamilies then goto UPDATE_SUBFAM

ELSE goto SHELTX for next subfamily

Instrument SAS Name: SUPRT1

Destination Data Set: CCNOUSE

Sponsor Field Type: C

Report Section: DEMOGRAPHICS

CK_SUPRT1

Check

BSFMAKEUP.CK_SUPRT1

Description: Line number selected is greater than total HH size

Inherited Universe:

Universe: SUPRT1 > NROSIZE

Universe Description: Person line number is greater than total # of persons

Text: * [Input invalid.](#)

[Value not in range](#)

Check Instructions:

Type: Hard

Skip Instructions: Go back to SUPRT1

Field

UPDATE_SUBFAM
BSFMAKEUP.UPDATE_SUBFAM

Description:

Form Pane Label:

SAS Name:

Tag Name:

Inherited Universe:

Universe:

Universe Description:

Question Text:

Type: Classification

Length: 0

Don't Know

Refuse

Empty

On Input

On Output

Store Instructions: Store the total number of CU's in TOTALCU

Array:

Special Instructions: 1. Update/Create a NEW subfamily variable. Update it based on SHELTX-SUPRT1 (Do not update the original subfamily variable otherwise when you back up it will not be correct).

2. Assign a CU# to each person (PERCUNUM)

If (FOODX = 1 and OTHERX = 1) OR

(SHELTX = 1 and FOODX = 1) OR

(SHELTX = 1 and OTHERX = 1) then set all persons

in this subfamily to the same CU #

If SUPRT1[1] <> EMPTY, DK or RF then assign all persons

in this subfamily to the same CU # as the person

selected in SUPRT

Skip Instructions: IF more than 1 CU then exit block and goto CONSUMER_UNITS
ELSE goto CU_INTRO

Report Section: DEMOGRAPHICS

Field

CONSUMER_UNITS

CONSUMER_UNITS

Description: show CU's

Form Pane Label: Show CU's

SAS Name:

Tag Name: CONSUMER_UNITS

Inherited Universe:

Universe: TOTAL_CU > 1

Universe Description: If more than 1 CU

Question Text: ♦ HOUSEHOLD MEMBERS BROKEN INTO APPROPRIATE CU'S

(List CU#, Line number, and name)

Type: Enumerated

Length: 1

Answer List: TContinue

Value:	Mnemonic:	Description:
1	Continue	Enter 1 to Continue

- Don't Know
- Refuse
- Empty

- On Input
- On Output

Array:

Special Instructions: Display person if:

FName <> EMPTY AND FName <> '999' AND
Perstat <> Mistake AND Perstat <> Deceased AND
HH_Mem <> No and HH_mem <> EMPTY AND
Membstat <> Skip AND Membstat <> Deceased AND
(Membstat <> Deleted or (Membstat = Deleted and Perstat = Reinstated)) AND
Recstatm <> 3 AND PERSTAT <> Deleted

Skip Instructions: Goto CU_INTRO

Instrument SAS Name: CONSUMER_UNITS

Destination Data Set: DEMO

Report Section: DEMOGRAPHICS

Field

Set_NUMHOUSE
Set_NUMHOUSE

Description: Set NUMHOUSE = number of active persons

Form Pane Label:

SAS Name:

Tag Name:

Inherited Universe:

Universe:

Universe Description:

Question Text:

Type: Classification

Length: 0

Don't Know

Refuse

Empty

On Input

On Output

Store Instructions: Set NUMHOUSE = total number of persons with
FName <> EMPTY AND FName <> '999' AND
Perstat <> Deceased AND PERSTAT <> Deleted AND
HH_Mem <> No and HH_mem <> EMPTY AND
Membstat <> Skip AND Membstat <> Deceased AND
(Membstat <> Deleted or (Membstat = Deleted and Perstat = Reinstated)) AND
Recstatm <> 3 AND PERCUNUM = CUIINDEX {CU Member}

Array:

CU_INTRO

CU_INTRO

Field

Description: Intro

Form Pane Label: CU Intro

SAS Name:

Tag Name: CU_INTRO

Inherited Universe:

Universe: CONSUMER_UNITS = Continue {1} OR (Only 1 CU)

Universe Description: ALL

Question Text: During this interview, I will use the word household to refer to the group of related persons who are independent of all other persons living at this address for payment of their major expenses.

• A "household" is considered one Consumer Unit

The ^persons I'm including in your household ^Areis_CU (READ NAME(S))

^CU_MEMBERS

Fills: persons

Instructions: IF NUMHOUSE = 1 then fill "person"
ELSE fill "persons"

Fills: Areis_CU

Instructions: IF NUMHOUSE = 1 then fill "are"
ELSE fill "is"

Fills: CU_MEMBERS

Instructions: List the names of persons in this CU.

Display person if:

FName <> EMPTY AND FName <> '999' AND

Perstat <> Mistake AND Perstat <> Deceased AND PERSTAT <> Deleted AND

HH_Mem <> No and HH_mem <> EMPTY AND

Membstat <> Skip AND Membstat <> Deceased AND

(Membstat <> Deleted or (Membstat = Deleted and Perstat = Reinstated)) AND

Recstatm <> 3 AND PERCUNUM = CUINDEX {CU Member}

Type: Enumerated

Length: 1

Answer List: TContinue

Value:	Mnemonic:	Description:
1	Continue	Enter 1 to Continue

- Don't Know
- Refuse
- Empty

- On Input
- On Output

Array:

Skip Instructions: Goto TUNIT2 block

Instrument SAS Name: CU_INTRO

Destination Data Set: DEMO

Report Section: DEMOGRAPHICS

TUNIT2

TUNIT2

Block

Description:

Tab Name:
Fly Over Name:
Universe Type: lf

Inherited Universe:

Universe:

Universe Description:

Array:

Block Instructions: 1. Max # of rows: 30

2. For the next table, gray the row in the table for non-household and non-cu members
i.e (Membstat = Deleted {1} and Perstat <> Reinstated {9})
or HH_MEM = No {2} or Perstat = Deleted {7} or Perstat = Deceased {8} or
MEMBSTAT = Deceased {3} or MEMBSTAT = Skip {5} or
(percunum <> CuIndex){non-cu member}

Block

BPERSON
TUNIT2.BPERSON

Description:

Tab Name:
Fly Over Name:
Universe Type: While

Inherited Universe:

Universe: IF Perstat <> Deceased {8} AND PERSTAT <> Deleted {7} AND
(Membstat <> Deleted {1} OR (Membstat = Deleted {1} AND Perstat =
Reinstated {9})) AND FName <> EMPTY AND FName <> '999' AND
percunum = Cuindex AND Away_Col <> Yes {1} AND HH_Mem <> No {2} then
'ASK' the appropriate questions
ELSE SHOW the row.

Universe Description:

Array:

Block Instructions:

Set_RECSTATM

Field

TUNIT2.BPERSON.Set_RECSTATM

Description: Set person level recstatm

Form Pane Label:

SAS Name:

Tag Name:

Inherited Universe:

Universe:

Universe Description:

Question Text:

Type: Classification

Length: 0

Don't Know

Refuse

Empty

On Input

On Output

Store Instructions: 3. Assign a RECSTATM for each person on the roster

If CU_INTRO = Continue {1} then:

IF (Membstat = Deleted {1} and Perstat <> Reinstated {9})

or HH_MEM = No {2} or Perstat = Deleted {7} or Perstat = Deceased {8} or

MEMBSTAT = Deceased {3} or MEMBSTAT = Skip {5} or

(percunum <> CuIndex){non-cu member} THEN

Recstatm = 3

ELSE

Recstatm = 1

ENDIF

endif

Array:

Field

NAME
TUNIT2.BPERSON.NAME

Description: Full Name - SHOW ONLY

Form Pane Label: Name

SAS Name:

Tag Name:

Inherited Universe:

Universe:

Universe Description:

Question Text: ** SHOW ONLY **

Type: String

Length: 33

Don't Know

Refuse

Empty

On Input

On Output

Store Instructions: IF (FName = DONTKNOW AND LName = DONTKNOW) OR
(FName = REFUSAL AND LName = REFUSAL) OR
(FName = REFUSAL AND LName = DONTKNOW) OR
(FName = DONTKNOW AND LName = REFUSAL) THEN
Set NAME = 'Dk / Rf'
ELSE Set NAME = FName <space> LName

Array:

Instrument SAS Name: NAME

Destination Data Set: MEMB

Report Section: DEMOGRAPHICS

CU_CODE

Field

TUNIT2.BPERSON.CU_CODE

Description: Relationship - SHOW ONLY

Form Pane Label: Rel

SAS Name: CU_CODE

Tag Name:

Inherited Universe:

Universe:

Universe Description:

Question Text: ** SHOW ONLY **

Type: Enumerated

Length: 2

Answer List: TRelationship

Value:	Mnemonic:	Description:
1	RefPerson	Reference person
2	Spouse	Spouse (Husband/Wife)
3	Child	Child or adopted child
4	Grandchild	Grandchild
5	In_Law	In-Law
6	Siblings	Brother or Sister
7	Parents	Mother or Father
8	Relatives	Other related person (Aunt, Uncle, etc.)
9	NotRelated	Unrelated Person (Lodger, Lodger's spouse, foster child, etc)
10	Unmarried	Unmarried Partner

- Don't Know
- Refuse
- Empty

- On Input
- On Output

Store Instructions: Set CU_CODE = TUNIT1.BPERSON.CU_CODE

Array:

Instrument SAS Name: CU_CODE

Destination Data Set: MEMB

Sponsor Field Type: C

Report Section: DEMOGRAPHICS

SEX

Field

TUNIT2.BPERSON.SEX

Description: Sex - SHOW ONLY

Form Pane Label: Sex

SAS Name: SEX

Tag Name:

Inherited Universe:

Universe:

Universe Description:

Question Text: ** SHOW ONLY **

Type: Enumerated

Length: 1

Answer List: TGender

Value:	Mnemonic:	Description:
1	Male	Male
2	Female	Female

- Don't Know
- Refuse
- Empty

- On Input
- On Output

Store Instructions: Set SEX = TUNIT1.BPERSON.SEX

Array:

Instrument SAS Name: SEX

Destination Data Set: MEMB

Sponsor Field Type: C

Report Section: DEMOGRAPHICS

Field

AGE1
TUNIT2.BPERSON.AGE1

Description: Age

Form Pane Label: Age

SAS Name:

Tag Name: AGE

Inherited Universe:

Universe:

Universe Description: Active person

Question Text: As of today, how old ^Arels ^YouName?

Fills: Arels

Instructions: IF RESPLINE = MEMBNO then fill "are"
ELSE fill "is"

Fills: YouName

Instructions: If RESPLINE = MEMBNO then fill "you"
Else fill ^Name

Fills: Name

Instructions: Fill Name

Type: Integer

Length: 3

Min: 0

Max: 200

- Don't Know
- Refuse
- Empty

- On Input
- On Output

- Store Instructions:**
1. Store AGE1 in AGE
 2. If AGE1 = 0-15 then set AGERNG = 1
If AGE1 = 16 then set AGERNG = 2
If AGE1 = 17-24 then set AGERNG = 3

If AGE1 = 25-49 then set AGERNG = 4
If AGE1 = 50-64 then set AGERNG = 5
If AGE1 = 65-74 then set AGERNG = 6
If AGE1 = 75+ then set AGERNG = 7
If AGE1 = NONRESPONSE then set AGERNG = 9

Array:

Skip Instructions: DK,RF: Goto AGE2

0-109: IF CU_CODE = 1 AND AGE < 16 then goto CK_AGE
ELSEIF CU_CODE = 1 AND (AGE = 16 or 17) AND
(there is at least 1 household member with AGE > 17)
then goto CK_AgeRefPer
ELSEIF RESPLINE = MEMBNO AND AGE < 16 then goto CK_AGEResp
ELSEIF AGE = 13 then goto AGESPEC
ELSE goto HORIGIN

110-200: Goto CK_AGE1

Instrument SAS Name: AGE1

Destination Data Set: MEMB

Sponsor Field Type: N

Report Section: DEMOGRAPHICS

Date Implemented (YYYY-MM-DD): April 2011

Check

CK_AGE
TUNIT2.BPERSON.CK_AGE

Description: reference person must be 16+

Inherited Universe:

Universe: AGE1 <> NONRESPONSE AND AGE1 <> EMPTY AND AGE < 16 AND
CU_CODE = RefPerson {1}

Universe Description: The reference person is less than 16 years of age

Text: * Reference person **MUST** be 16 years of age or older

If all members under 16, make case a Type B non-interview

Check Instructions:

Type: Hard

Skip Instructions: Go back to AGE1

CK_AGEResp

Check

TUNIT2.BPERSON.CK_AGEResp

Description: Respondent must be 16+

Inherited Universe:

Universe: AGE1 <> NONRESPONSE AND AGE1 <> EMPTY AND AGE < 16 AND
RESPLINE = MEMBNO

Universe Description: The respondent is less than 16 years of age

Text: * Respondent MUST be 16 years of age or older

If all members under 16, press HOME and make the case a Type B non-interview

Check Instructions:

Type: Hard

Skip Instructions: Go back to AGE1

Check

CK_AgeRefPer
TUNIT2.BPERSON.CK_AgeRefPer

Description: Reference person is 16/17 and there is a household member 18+ on the roster

Inherited Universe:

Universe: (AGE = 16 or AGE = 17) AND CU_CODE = RefPerson {1} AND
(there is at least 1 household member with AGE > 17)

Universe Description: The reference person is 16/17 years of age and there is a household member 18+ on the roster

Text: ♦ The reference person you have selected is 16 or 17 years of age.
There are other persons on the roster who are 18 years of age or old.
Please verify that ^REFNAME is one of the persons who owns or rents this house.

(Reference person and respondent do not have to be the same person.)

If correct reference person, enter "S" to suppress
Otherwise, back up to CU_CODE and reenter ALL relationships

Check Instructions: List AGE1 and CU_CODE

Type: Soft

Skip Instructions: IF Suppressed then goto HORIGIN
ELSE go back to AGE1

Fills: REFNAME

Instructions: fill ^Name[REFPER]

CK_AGE1

Check

TUNIT2.BPERSON.CK_AGE1

Description: Age is over 109

Inherited Universe:

Universe: AGE1 > 109

Universe Description: Age is over 109

Text: * You have entered ^AGE1 for this person's age.

[Please verify](#)

Check Instructions:

Type: Soft

Skip Instructions: Suppress: Goto HORIGIN

All others: Go back to AGE1

Fills: AGE1

Instructions: Fill entry in AGE1.

Field

AGESPEC
TUNIT2.BPERSON.AGESPEC

Description: Age range

Form Pane Label: Age Range

SAS Name:

Tag Name: AGESPEC

Inherited Universe:

Universe: AGE1 = 13

Universe Description:

Question Text: Some questions are only asked for household members of a certain age.

In what month and year will ^YouName be 14 years old?

✦ Enter month and year when household member will turn 14

Fills: YouName

Instructions: If RESPLINE = MEMBNO then fill "you"
Else fill ^Name

Fills: Name

Instructions: Fill Name

Type: String

Length: 6

Don't Know

Refuse

Empty

On Input

On Output

Store Instructions: Store calculated age in AGE

Array:

Special Instructions: IF AGESPEC = RESPONSE then calculate age based on the MMYYYY. Use 01 as the birth day to calculate age.

Skip Instructions: IF before current month and year then goto VERIFY_AGE

ELSEIF AGESPEC[3:6] after current year + 1 then
goto CK_AGESPEC

ELSE goto HORIGIN

Instrument SAS Name: AGESPEC

Destination Data Set: MEMB

Sponsor Field Type: C

Report Section: DEMOGRAPHICS

Date Implemented (YYYY-MM-DD): April 2011

Check

CK_AGESPEC
TUNIT2.BPERSON.CK_AGESPEC

Description: invalid entry in AGESPEC

Inherited Universe:

Universe: (AGESPEC[3:6] after current year + 1) AND AGESPEC = RESPONSE

Universe Description:

Text: • Invalid entry

• Birth year must be current year or current year + 1

Check Instructions:

Type: Hard

Skip Instructions: Go back to AGESPEC

VERIFY_AGE

Check

TUNIT2.BPERSON.VERIFY_AGE

Description: Birth month and year is in the past

Inherited Universe:

Universe: (AGESPEC before current month & year) AND AGESPEC = RESPONSE

Universe Description:

Text: • Birth month and year is in the past.

• Please verify

Check Instructions:

Type: Soft

Skip Instructions: Suppress: Goto HORIGIN

All others, go back to AGESPEC

Field

AGE2
TUNIT2.BPERSON.AGE2

Description: Age under 16

Form Pane Label: < 16

SAS Name: AGE2

Tag Name: AGE2

Inherited Universe:

Universe: AGE = REFUSAL OR AGE = DONTKNOW

Universe Description:

Question Text: [* Ask if necessary](#)

^Arels_C ^YouHeShe under 16?

Fills: YouHeShe

Instructions: IF RESPLINE = MEMBNO then fill "you"
ELSEIF SEX[MEMBNO] = No {2} then fill "she"
ELSE fill "he"

Fills: Arels_C

Instructions: IF RESPLINE = MEMBNO then fill "Are"
ELSE fill "Is"

Type: Enumerated

Length: 1

Answer List: TYesNo

Value:	Mnemonic:	Description:
1	Yes	Yes
2	No	No

- Don't Know
- Refuse
- Empty

- On Input
- On Output

Store Instructions: IF Age2 = 1 THEN set Agerng = 1

```
ELSEIF Age2 = 2 THEN Agerng = 8  
ELSEIF Age2 = NONRESPONSE THEN set Agerng = 9
```

Array:

Skip Instructions: 1: IF RESPLINE = MEMBNO then goto CK_AGE2
ELSEIF CU_CODE = 1 then goto CK_AGE2
ELSE goto HORIGIN

2,DK,RF: Goto HORIGIN

Instrument SAS Name: AGE2

Destination Data Set: MEMB

Sponsor Field Type: C

Report Section: DEMOGRAPHICS

Check

CK_AGE2
TUNIT2.BPERSON.CK_AGE2

Description: reference person must be 16+

Inherited Universe:

Universe: AGE2 = Yes {1} AND CU_CODE = RefPerson {1}

Universe Description:

Text: ♦ Reference person **MUST** be 16 years of age or older.

If all members under 16, make case a Type B, non-interview

Check Instructions:

Type: Hard

Skip Instructions: Go back to AGE2

CK_AGE3

Check

TUNIT2.BPERSON.CK_AGE3

Description: respondent must be 16+

Inherited Universe:

Universe: AGE2 = Yes {1} AND RESPLINE = MEMBNO

Universe Description:

Text: ♦ Respondent MUST be 16 years of age or older.

If all members under 16, make case a Type B, non-interview

Check Instructions:

Type: Hard

Skip Instructions: Go back to AGE2

Field

HORIGIN
TUNIT2.BPERSON.HORIGIN

Description: Hispanic, Latino, or Spanish

Form Pane Label: Orig

SAS Name: HORIGIN

Tag Name: HORIGIN

Inherited Universe:

Universe:

Universe Description: Active person

Question Text:  5

^Arels_C ^YouName Hispanic, Latino, or Spanish?

Fills: Arels_C

Instructions: IF RESPLINE = MEMBNO then fill "Are"
ELSE fill "Is"

Fills: YouName

Instructions: If RESPLINE = MEMBNO then fill "you"
Else fill ^Name

Fills: Name

Instructions: Fill Name

Type: Enumerated

Length: 1

Answer List: TYesNo

Value:	Mnemonic:	Description:
1	Yes	Yes
2	No	No

- Don't Know
- Refuse
- Empty

On Input
 On Output

Array:

Skip Instructions: 1: Goto HISPANIC

2,DK,RF: Goto MULTRACE

Instrument SAS Name: HORIGIN

Destination Data Set: MEMB

Sponsor Field Type: C

Report Section: DEMOGRAPHICS

Field

HISPANIC
TUNIT2.BPERSON.HISPANIC

Description: Are you Mexican, Mexican/American . . . ?

Form Pane Label: Hisp

SAS Name: HISPANIC

Tag Name: HISPANIC

Inherited Universe:

Universe: HORIGIN = Yes {1}

Universe Description: Yes, person is Hispanic, Latino, or Spanish

Question Text:  5

^Arels_C ^YouName -

* Examples of "other" include - Argentinean, Colombian, Dominican, Nicaraguan, Salvadoran, Spaniard

Fills: Arels_C

Instructions: IF RESPLINE = MEMBNO then fill "Are"
ELSE fill "Is"

Fills: YouName

Instructions: If RESPLINE = MEMBNO then fill "you"
Else fill ^Name

Fills: Name

Instructions: Fill Name

Type: Enumerated

Length: 1

Answer List: THisp

Value:	Mnemonic:	Description:
1	Mexican	Mexican?
2	MexicanA	Mexican-American?
3	Chicano	Chicano?

4	PuertoR	Puerto Rican?
5	Cuban	Cuban?
6	Other	Other (Specify)

- Don't Know
- Refuse
- Empty

- On Input
- On Output

Array:

Special Instructions: Answer list options 1-5 should be in bold black

Skip Instructions: 1-5,DK,RF: Goto MULTRACE

6: Goto HISPOTH

Instrument SAS Name: HISPANIC

Destination Data Set: MEMB

Sponsor Field Type: C

Report Section: DEMOGRAPHICS

Field

HISPOTH
TUNIT2.BPERSON.HISPOTH

Description: Hispanic specify

Form Pane Label: Hisp oth

SAS Name: HISPOTH

Tag Name: HISPOTH

Inherited Universe:

Universe: HISPANIC = Other {6}

Universe Description:

Question Text: * Specify:

Type: String

Length: 30

Don't Know

Refuse

Empty

On Input

On Output

Array:

Skip Instructions: Goto MULTRACE

Instrument SAS Name: HISPOTH

Destination Data Set: MEMB

Sponsor Field Type: C

Report Section: DEMOGRAPHICS

MULTRACE

Field

TUNIT2.BPERSON.MULTRACE

Description: Race that you consider yourself

Form Pane Label: Race

SAS Name:


Tag Name: MULTRACE

Inherited Universe:

Universe:

Universe Description: Active person

Help Screen: H_MULTRACE

Question Text:  5 ? [F1]

What is ^YourNames race?

- Probe if necessary
- Enter all that apply, separate with commas
- Examples of "Other Pacific Islander" include - Fijian, Tongan

Fills: YourNames

Instructions: If RESPLINE = MEMBNO then fill "your"
Else fill ^Name's

Fills: Name

Instructions: Fill Name

Type: Set

Max Number of Values: 10

Length: 2

Answer List: TRace

Value:	Mnemonic:	Description:
1	White	White
2	Black	Black or African American
3	Indian_Native	American Indian or Alaska native
4	Asian_	Asian

5	Hawaiian	Native Hawaiian
6	Guamanian	Guamanian or Chamorro
7	Samoan	Samoan
8	Pacific	Other Pacific Islander
9	Other	Other Specify
10	DKnow	Don't Know

- Don't Know
- Refuse
- Empty

- On Input
- On Output

Store Instructions: Set BLS Required RC_xx variables

```
IF White {1} IN MULTRACE then set RC_WHITE = 1 ENDIF
IF Black {2} IN MULTRACE then set RC_BLACK = 2 ENDIF
IF Indian_Native {3} IN MULTRACE then set RC_NATAM = 3 ENDIF
IF Asian_ {4} IN MULTRACE then set RC_ASIAN = 4 ENDIF
IF Hawaiian {5} IN MULTRACE then set RC_HAWAI = 6 ENDIF
IF Guamanian {6} IN MULTRACE then set RC_GUAM = 7 ENDIF
IF Samoan {7} IN MULTRACE then set RC_SAMOA = 8 ENDIF
IF Pacific {8} IN MULTRACE then set RC_PACIL = 5 ENDIF
IF Other {9} IN MULTRACE then set RC_OTHER = 9 ENDIF
IF DKnow {10} IN MULTRACE then set RC_DK = 10 ENDIF
IF MULTRACE = REFUSAL then set
    rc_white = 98
    rc_black = 98
    rc_natam = 98
    rc_asian = 98
    rc_pacil = 98
    rc_other = 98
    rc_dk = 98
    rc_hawai = 98
    rc_guam = 98
    rc_samoa = 98
ENDIF
```

Array:

Skip Instructions: 1-3,5,8,10,RF: IF AGE >= 14 OR AGERNG = 8 or 9 then goto MARITAL
IELSEIF this is the last person then exit the table
ELSE goto the next person

4: Goto ASIAN

9: Goto RACESP

Instrument SAS Name: MULTRACE

Destination Data Set: MEMB

Sponsor Field Type: N

Report Section: DEMOGRAPHICS

Field

ASIAN
TUNIT2.BPERSON.ASIAN

Description: Asian Nationality

Form Pane Label: Asian

SAS Name: ASIAN

Tag Name: ASIAN

Inherited Universe:

Universe: Asian_ {4} IN MULTRACE

Universe Description: Asian was selected in race

Question Text:  5

^Arels_C ^YouName -

• Examples of "other" include - Hmong, Laotian, Thai, Pakistani, Cambodian

Fills: YouName

Instructions: If RESPLINE = MEMBNO then fill "you"
Else fill ^Name

Fills: Name

Instructions: Fill Name

Fills: Arels_C

Instructions: IF RESPLINE = MEMBNO then fill "Are"
ELSE fill "Is"

Type: Enumerated

Length: 1

Answer List: TASIAN

Value:	Mnemonic:	Description:
1	Chinese	Chinese?
2	Filipino	Filipino?
3	Japanese	Japanese?
4	Korean	Korean?
5	Vietnamese	Vietnamese?

6	Asian Indian	Asian Indian?
7	Other	Other (Specify)

- Don't Know
- Refuse
- Empty

- On Input
- On Output

Array:

Special Instructions: Answer list options 1-6 should be in bold black.

Skip Instructions: 1-6,DK,RF: IF AGE >= 14 OR (AGERNG = 8 or 9) then goto MARITAL
ELSEIF this is the last person then exit the table
ELSE goto the next person

7: Goto ASIANOTH

Instrument SAS Name: ASIAN

Destination Data Set: MEMB

Sponsor Field Type: C

Report Section: DEMOGRAPHICS

Field

ASIANOTH
TUNIT2.BPERSON.ASIANOTH

Description: Asian specify

Form Pane Label: Asian oth

SAS Name: ASIANOTH

Tag Name: ASIANOTH

Inherited Universe:

Universe: ASIAN = Other {7}

Universe Description:

Question Text: * Specify:

Type: String

Length: 30

Don't Know

Refuse

Empty

On Input

On Output

Array:

Skip Instructions: IF AGE >= 14 OR (AGERNG = 8 or 9) then goto MARITAL
ELSEIF this is the last person then exit the table
ELSE goto the next person

Instrument SAS Name: ASIANOTH

Destination Data Set: MEMB

Sponsor Field Type: C

Report Section: DEMOGRAPHICS

RACESP

Field

TUNIT2.BPERSON.RACESP

Description: Race - specify

Form Pane Label: Race oth

SAS Name: RACESP

Tag Name: RACESP

Inherited Universe:

Universe: Other {9} IN MULTRACE

Universe Description: Other selected for Race

Question Text: * Specify other race

Type: String

Length: 30

Don't Know

Refuse

Empty

On Input

On Output

Array:

Skip Instructions: IF AGE >= 14 OR (AGERNG = 8 or 9) then goto MARITAL
ELSEIF this is the last person then exit the table
ELSE goto the next person

Instrument SAS Name: RACESP

Destination Data Set: MEMB

Sponsor Field Type: C

Report Section: DEMOGRAPHICS

Field

MARITAL
TUNIT2.BPERSON.MARITAL

Description: Marital status

Form Pane Label: Mar

SAS Name: MARITAL

Tag Name: MARITAL

Inherited Universe:

Universe: (AGE >= 14 or AGERNG > 1) AND ((CU_CODE = RefPerson {1} and there is no household member with CU_CODE = Spouse {2}) or (CU_CODE >= 3 and CU_CODE <= 10))

Universe Description: Age is over 14 and (the is the reference person and there is no spouse or this is not the refence person nor spouse)

Question Text: [◆ Ask if not apparent](#)

^Arels_C ^YouName -

Fills: Arels_C

Instructions: IF RESPLINE = MEMBNO then fill "Are"
ELSE fill "Is"

Fills: YouName

Instructions: If RESPLINE = MEMBNO then fill "you"
Else fill ^Name

Fills: Name

Instructions: Fill Name

Type: Enumerated

Length: 1

Answer List: TMARITAL

Value:	Mnemonic:	Description:
1	Married	Married?
2	Widowed	Widowed?
3	Divorced	Divorced?
4	Separated	Separated?

5 Never Married Never married?

- Don't Know
- Refuse
- Empty

- On Input
- On Output

Array:

- Special Instructions:**
1. IF CU_CODE = 2 then set MARITAL = 1 AND SHOW MARITAL
IF CU_CODE = 1 and there is a any person (member or not) with
CU_CODE = 2 then set MARITAL = 1 AND SHOW MARITAL
IF AGE < 14 OR AGE2 = 1 then set MARITAL = 5 AND SHOW MARITAL

NOTE: from BLS: We do not want to update marital status if the spouse becomes deceased.

The deceased member is excluded from the final records because we only include active members.

Updating the marital status for deceased/deleted spouses might be considered making the CU identifiable.

2. Answer list options should be in bold black

Skip Instructions: Goto EDUCA

Instrument SAS Name: MARITAL

Destination Data Set: MEMB

Sponsor Field Type: C

Report Section: DEMOGRAPHICS

Field

EDUCA
TUNIT2.BPERSON.EDUCA

Description: Education level

Form Pane Label: Edu

SAS Name: EDUCA

Tag Name: EDUCA

Inherited Universe:

Universe: AGE >= 14 OR AGERNG > 1

Universe Description:

Question Text:  6

What is the highest level of school ^NamehasYou completed or the highest degree ^NamehasYou received?

Fills: NamehasYou

Instructions: IF RESPLINE = MEMBNO then fill "you have"
ELSE fill ^Name "has"

Fills: Name

Instructions: Fill Name

Type: Enumerated

Length: 2

Answer List: TEDUCA

Value:	Mnemonic:	Description:
1	Never	No schooling completed, or less than 1 year
2	GradeSchool	Nursery, kindergarten, and elementary (grades 1-8)
3	HighSchool	High school (grades 9-12, no degree)
4	HSGrad	High school graduate - high school diploma or the equivalent (GED)
5	SomeColl	Some college but no degree
6	Associates	Associate's degree in college
7	Bachelors	Bachelor's degree (BA, AB, BS, etc.)
8	Masters	Master's, professional, or doctorate degree (MA, MS, MBA, MD, JD, PhD, etc.)

Don't Know
 Refuse
 Empty

On Input
 On Output

Array:

Skip Instructions: 1-3,DK,RF: IF AGE = 17-65 or (AGERNG = 8 or 9) then goto ARM_FORC
ELSEIF AGE >= 66 goto VETERAN
ELSEIF this is the last person then exit the table
ELSE goto the next person

4-8: Goto IN_COLL

Instrument SAS Name: EDUCA

Destination Data Set: MEMB

Sponsor Field Type: C

Report Section: DEMOGRAPHICS

Field

IN_COLL
TUNIT2.BPERSON.IN_COLL

Description: Currently enrolled in college

Form Pane Label: Col

SAS Name: IN_COLL

Tag Name: IN_COLL

Inherited Universe:

Universe: EDUCA >= 4 AND EDUCA <= 8

Universe Description: Education is at least high school graduate

Question Text: ^Arels_C ^YouName currently enrolled in a college or university either -

Fills: Arels_C

Instructions: IF RESPLINE = MEMBNO then fill "Are"
ELSE fill "Is"

Fills: YouName

Instructions: If RESPLINE = MEMBNO then fill "you"
Else fill ^Name

Fills: Name

Instructions: Fill Name

Type: Enumerated

Length: 1

Answer List: TCollege

Value:	Mnemonic:	Description:
1	FullTime	Full-time?
2	PartTime	Part-time?
3	No	Not at all?

- Don't Know
- Refuse
- Empty

- On Input
- On Output

Array:

Special Instructions: Answer list options should be in bold black

Skip Instructions: IF AGE = 17-65 or (AGERNG = 8 or 9) then goto ARM_FORC

ELSE IF AGE >= 66 goto VETERAN

ELSEIF this is the last person then exit the table

ELSE goto the next person

Instrument SAS Name: IN_COLL

Destination Data Set: MEMB

Sponsor Field Type: C

Report Section: DEMOGRAPHICS

Field

ARM_FORC
TUNIT2.BPERSON.ARM_FORC

Description: Now in the armed forces?

Form Pane Label: AF

SAS Name: ARM_FORC

Tag Name: ARM_FORC

Inherited Universe:

Universe: (AGE >= 17 and AGE <= 65) OR AGERNG = 8 OR AGERNG = 9

Universe Description:

Help Screen: H_ARMFORC

Question Text: 6 ? [F1]

^Arels_C ^YouName currently serving on Active Duty in the U.S. Armed Forces?

Fills: Arels_C

Instructions: IF RESPLINE = MEMBNO then fill "Are"
ELSE fill "Is"

Fills: YouName

Instructions: If RESPLINE = MEMBNO then fill "you"
Else fill ^Name

Fills: Name

Instructions: Fill Name

Type: Enumerated

Length: 1

Answer List: TYesNo

Value:	Mnemonic:	Description:
1	Yes	Yes
2	No	No

- Don't Know
- Refuse
- Empty

- On Input
- On Output

Array:

Special Instructions: NOTE: BLS is aware and ok with the fact that if AGE = RF/DK and AGE2 = 2 -16+ (AGERNG = 8) the armed forces and veteran questions may be asked for some 16 year olds since we don't know they are 16.

Skip Instructions: 1: IF this is the last person then exit the table
ELSE goto the next person

2,DK,RF: Goto VETERAN

Instrument SAS Name: ARM_FORC

Destination Data Set: MEMB

Sponsor Field Type: C

Report Section: DEMOGRAPHICS

Field

VETERAN
TUNIT2.BPERSON.VETERAN

Description: Ever Serve on Active Duty?

Form Pane Label: Act Duty

SAS Name: VETERAN

Tag Name: VETERAN

Inherited Universe:

Universe: AGE >= 66 OR ARM_FORC = No {2} OR ARM_FORC= NONRESPONSE

Universe Description: Age is greater than or equal to 66 or currently in the Armed Forces is No, don't know, or refused

Help Screen: H_VETERAN

Question Text: ? [F1]

Did ^YouName ever serve on Active Duty in the U.S. Armed Forces?

Fills: YouName

Instructions: If RESPLINE = MEMBNO then fill "you"
Else fill ^Name

Fills: Name

Instructions: Fill Name

Type: Enumerated

Length: 1

Answer List: TYesNo

Value:	Mnemonic:	Description:
1	Yes	Yes
2	No	No

- Don't Know
- Refuse
- Empty

- On Input
- On Output

Array:

Skip Instructions: IF this is the last person then exit the table
ELSE goto the next person

Instrument SAS Name: VETERAN

Destination Data Set: MEMB

Sponsor Field Type: C

Report Section: DEMOGRAPHICS

Date Implemented (YYYY-MM-DD): July 2018

Field

MEMBNO
TUNIT2.BPERSON.MEMBNO

Description: person Line number

Form Pane Label:

SAS Name: MEMBNO

Tag Name:

Inherited Universe:

Universe:

Universe Description:

Question Text:

Type: Integer

Length: 2

Min: 1

Max: 30

- Don't Know
- Refuse
- Empty

- On Input
- On Output

Array:

Special Instructions: NOTE: See TUnit1.BPersons.FNAME for how to set this field

Instrument SAS Name: MEMBNO

Destination Data Set: MEMB

Sponsor Field Type: N

Report Section: DEMOGRAPHICS

HH_CODE

Field

TUNIT2.BPERSON.HH_CODE

Description: Household relationship

Form Pane Label:

SAS Name: HH_CODE

Tag Name:

Inherited Universe:

Universe:

Universe Description:

Question Text:

Type: Integer

Length: 2

Min: 1

Max: 10

Don't Know

Refuse

Empty

On Input

On Output

Array:

Special Instructions: NOTE: See TUnit1.BPersons.CU_CODE for how to set this field

Instrument SAS Name: HH_CODE

Destination Data Set: MEMB

Sponsor Field Type: C

Report Section: DEMOGRAPHICS

Field

AGE
TUNIT2.BPERSON.AGE

Description: Age

Form Pane Label:

SAS Name: AGE

Tag Name:

Inherited Universe:

Universe:

Universe Description:

Question Text:

Type: Integer

Length: 3

Min: 0

Max: 200

Don't Know

Refuse

Empty

On Input

On Output

Array:

Special Instructions: NOTE: See TUnit1.BPersons.AGE1 and TUnit1.BPersons.AGESPEC for how to set this field.

Instrument SAS Name: AGE

Destination Data Set: MEMB

Sponsor Field Type: N

Report Section: DEMOGRAPHICS

AGERNG

Field

TUNIT2.BPERSON.AGERNG

Description: Age Range

Form Pane Label:

SAS Name:

Tag Name:

Inherited Universe:

Universe:

Universe Description:

Question Text:

Type: Integer

Length: 2

Min: 0

Max: 9

- Don't Know
- Refuse
- Empty

- On Input
- On Output

Array:

Special Instructions: NOTE: See TUnit1.BPersons.AGE or TUnit1.BPersons.AGE2 for how to set this field.

Valid Values: 1 = 0-15

2 = 16

3 = 17-24

4 = 25-49

5 = 50-64

6 = 65-74

7 = 75+

8 = DK Age, but 16+

9 = DK or RF

Instrument SAS Name: AGERNG

Sponsor Field Type: C

Report Section: DEMOGRAPHICS

MEMBSTAT

Field

TUNIT2.BPERSON.MEMBSTAT

Description: Member status: Blank = Active member, 1 = Deleted, 2 = reinstated , 3 = Deceased, 5 = Non CU member

Form Pane Label:

SAS Name: MEMBSTAT

Tag Name:

Inherited Universe:

Universe:

Universe Description:

Question Text:

Type: Enumerated

Length: 1

Answer List: TMemberStatus

Value:	Mnemonic:	Description:
1	Deleted	Delete person
2	Reinstate	Reinstate person
3	Deceased	Deceased
5	Skip	Skip persons

- Don't Know
- Refuse
- Empty

- On Input
- On Output

Array:

Special Instructions: NOTE: Membership status (Set in Post-processing)

Valid Values: Blank = Active member
1 = Deleted
2 = reinstated
3 = Deceased
5 = Non CU member (Skip)

Instrument SAS Name: MEMBSTAT

Destination Data Set: MEMB

Sponsor Field Type: C

Report Section: DEMOGRAPHICS

PERCUNUM

Field

TUNIT2.BPERSON.PERCUNUM

Description: Persons CU number

Form Pane Label:

SAS Name:

Tag Name:

Inherited Universe:

Universe:

Universe Description:

Question Text:

Type: String

Length: 2

- Don't Know
- Refuse
- Empty

- On Input
- On Output

Array:

Special Instructions: NOTE: See BSFMakeUP.Update_subfam for how to set this field

Instrument SAS Name: PERCUNUM

Destination Data Set: MEMB

Sponsor Field Type: C

Report Section: DEMOGRAPHICS

Field

RC_WHITE
TUNIT2.BPERSON.RC_WHITE

Description: Race - White

Form Pane Label:

SAS Name: RC_WHITE

Tag Name:

Inherited Universe:

Universe:

Universe Description:

Question Text:

Type: Integer

Length: 2

Min: 1

Max: 98

- Don't Know
- Refuse
- Empty

- On Input
- On Output

Array:

Special Instructions: NOTE: See MULTRACE for how to set this field

Valid Values: 1 = White was selected
98 = RF was entered in MULTRACE
Blank = White was not selected

Instrument SAS Name: RC_WHITE

Destination Data Set: MEMB

Sponsor Field Type: C

Report Section: DEMOGRAPHICS

RC_BLACK

Field

TUNIT2.BPERSON.RC_BLACK

Description: Race - Black

Form Pane Label:

SAS Name: RC_BLACK

Tag Name:

Inherited Universe:

Universe:

Universe Description:

Question Text:

Type: Integer

Length: 2

Min: 2

Max: 98

- Don't Know
- Refuse
- Empty

- On Input
- On Output

Array:

Special Instructions: NOTE: See MULTRACE for how to set this field

Valid Values: 2 = Black was selected

98 = RF was entered in MULTRACE

Blank = Blank was not selected

Instrument SAS Name: RC_BLACK

Destination Data Set: MEMB

Sponsor Field Type: C

Report Section: DEMOGRAPHICS

Field

RC_NATAM
TUNIT2.BPERSON.RC_NATAM

Description: Race - American Indian or Alaska Native

Form Pane Label:

SAS Name: RC_NATAM

Tag Name:

Inherited Universe:

Universe:

Universe Description:

Question Text:

Type: Integer

Length: 2

Min: 3

Max: 98

- Don't Know
- Refuse
- Empty

- On Input
- On Output

Array:

Special Instructions: NOTE: See MULTRACE for how to set this field

Valid Values: 3 = Native Amer/Alaska native

98 = RF was entered in MULTRACE

Blank = Native Amer/Alaska native was not selected

Instrument SAS Name: RC_NATAM

Destination Data Set: MEMB

Sponsor Field Type: C

Report Section: DEMOGRAPHICS

RC_ASIAN

Field

TUNIT2.BPERSON.RC_ASIAN

Description: Race - Asian

Form Pane Label:

SAS Name: RC_ASIAN

Tag Name:

Inherited Universe:

Universe:

Universe Description:

Question Text:

Type: Integer

Length: 2

Min: 4

Max: 98

- Don't Know
- Refuse
- Empty

- On Input
- On Output

Array:

Special Instructions: NOTE: See MULTRACE for how to set this field

Valid Values: 4 = Asian was selected

98 = RF was entered in MULTRACE

Blank = Asian was not selected

Instrument SAS Name: RC_ASIAN

Destination Data Set: MEMB

Sponsor Field Type: C

Report Section: DEMOGRAPHICS

Field

RC_HAWAI
TUNIT2.BPERSON.RC_HAWAI

Description: Race - Native Hawaiian

Form Pane Label:

SAS Name: RC_HAWAI

Tag Name:

Inherited Universe:

Universe:

Universe Description:

Question Text:

Type: Integer

Length: 2

Min: 6

Max: 98

- Don't Know
- Refuse
- Empty

- On Input
- On Output

Array:

Special Instructions: NOTE: See MULTRACE for how to set this field

Valid Values: 6 = Native Hawaiian was selected
98 = RF was entered in MULTRACE
Blank = Native Hawaiian was not selected

Instrument SAS Name: RC_HAWAI

Destination Data Set: MEMB

Sponsor Field Type: C

Report Section: DEMOGRAPHICS

Date Implemented (YYYY-MM-DD): April 2011

Field

RC_GUAM
TUNIT2.BPERSON.RC_GUAM

Description: Race - Guamanian or Chamorro

Form Pane Label:

SAS Name: RC_GUAM

Tag Name:

Inherited Universe:

Universe:

Universe Description:

Question Text:

Type: Integer

Length: 2

Min: 7

Max: 98

- Don't Know
- Refuse
- Empty

- On Input
- On Output

Array:

Special Instructions: NOTE: See MULTRACE for how to set this field

Valid Values: 7 = Guamanian/Chamorro was selected

98 = RF was entered in MULTRACE

Blank = Guamanian/Chamorro was not selected

Instrument SAS Name: RC_GUAM

Destination Data Set: MEMB

Sponsor Field Type: C

Report Section: DEMOGRAPHICS

Date Implemented (YYYY-MM-DD): April 2011

Field

RC_SAMOA
TUNIT2.BPERSON.RC_SAMOA

Description: Race - Samoan

Form Pane Label:

SAS Name: RC_SAMOA

Tag Name:

Inherited Universe:

Universe:

Universe Description:

Question Text:

Type: Integer

Length: 2

Min: 8

Max: 98

- Don't Know
- Refuse
- Empty

- On Input
- On Output

Array:

Special Instructions: NOTE: See MULTRACE for how to set this field

Valid Values: 8 = Samoan was selected
98 = RF was entered in MULTRACE
Blank = Samoan was not selected

Instrument SAS Name: RC_SAMOA

Destination Data Set: MEMB

Sponsor Field Type: C

Report Section: DEMOGRAPHICS

Date Implemented (YYYY-MM-DD): April 2011

Field

RC_PACIL
TUNIT2.BPERSON.RC_PACIL

Description: Race - Other Pacific Islander

Form Pane Label:

SAS Name: RC_PACIL

Tag Name:

Inherited Universe:

Universe:

Universe Description:

Question Text:

Type: Integer

Length: 2

Min: 5

Max: 98

- Don't Know
- Refuse
- Empty

- On Input
- On Output

Array:

Special Instructions: NOTE: See MULTRACE for how to set this field

Valid Values: 5 = Pacific Isl. was selected
98 = RF was entered in MULTRACE
Blank = Pacific Isl. was not selected

Instrument SAS Name: RC_PACIL

Destination Data Set: MEMB

Sponsor Field Type: C

Report Section: DEMOGRAPHICS

RC_OTHER

Field

TUNIT2.BPERSON.RC_OTHER

Description: Race - Other

Form Pane Label:

SAS Name: RC_OTHER

Tag Name:

Inherited Universe:

Universe:

Universe Description:

Question Text:

Type: Integer

Length: 2

Min: 9

Max: 98

- Don't Know
- Refuse
- Empty

- On Input
- On Output

Array:

Special Instructions: NOTE: See MULTRACE for how to set this field

Valid Values: 9 = Other race was selected
98 = RF was entered in MULTRACE
Blank = Other race was not selected

Instrument SAS Name: RC_OTHER

Destination Data Set: MEMB

Sponsor Field Type: C

Report Section: DEMOGRAPHICS

Field

RC_DK
TUNIT2.BPERSON.RC_DK

Description: RACE - Don't know

Form Pane Label:

SAS Name: RC_DK

Tag Name:

Inherited Universe:

Universe:

Universe Description:

Question Text:

Type: Integer

Length: 2

Min: 10

Max: 98

- Don't Know
- Refuse
- Empty

- On Input
- On Output

Array:

Special Instructions: NOTE: See MULTRACE for how to set this field

Valid Values: 10 = Don't know was selected
98 = RF was entered in MULTRACE
Blank = Don't know was not selected

Instrument SAS Name: RC_DK

Destination Data Set: MEMB

Sponsor Field Type: C

Report Section: DEMOGRAPHICS

RECSTATM

Field

TUNIT2.BPERSON.RECSTATM

Description: Person Status 1 = active, 3 = inactive

Form Pane Label:

SAS Name: RECSTATM

Tag Name:

Inherited Universe:

Universe:

Universe Description:

Question Text:

Type: Integer

Length: 1

Min: 1

Max: 3

- Don't Know
- Refuse
- Empty

- On Input
- On Output

Array:

Special Instructions: NOTE: See Set_RECSTATM for how to set this field

Valid Values: 1 = Active Record
3 = Inactive Record

Instrument SAS Name: RECSTATM

Destination Data Set: MEMB

Sponsor Field Type: C

Report Section: DEMOGRAPHICS

Field

PERSTAT
TUNIT2.BPERSON.PERSTAT

Description: Temporary person status

Form Pane Label:

SAS Name: PERSTAT

Tag Name:

Inherited Universe:

Universe:

Universe Description:

Question Text:

Type: Enumerated

Length: 1

Answer List: TPersonStatus

Value:	Mnemonic:	Description:
7	Deleted	Delete person
8	Deceased	CU member deceased
9	Reinstated	Reinstate person

- Don't Know
- Refuse
- Empty

- On Input
- On Output

Array:

Special Instructions: NOTE: Set this field equal to TUnit1.BPersons.PERSTAT

Instrument SAS Name: PERSTAT

Destination Data Set: MEMB

Sponsor Field Type: C

Report Section: DEMOGRAPHICS

Field

FNAME
TUNIT2.BPERSON.FNAME

Description: First Name (not sent to BLS - Title 13 data)

Form Pane Label:

SAS Name:

Tag Name:

Inherited Universe:

Universe:

Universe Description:

Question Text:

Type: String
Length: 16

- Don't Know
- Refuse
- Empty

- On Input
- On Output

Array:

Special Instructions: NOTE: Set this field equal to TUnit1.BPersons.FNAME

Instrument SAS Name: FNAME

Destination Data Set: MEMB

Sponsor Field Type: C

Report Section: DEMOGRAPHICS

LNAME

Field

TUNIT2.BPERSON.LNAME

Description: Last Name (not sent to BLS - Title 13 data)

Form Pane Label:

SAS Name:

Tag Name:

Inherited Universe:

Universe:

Universe Description:

Question Text:

Type: String

Length: 16

- Don't Know
- Refuse
- Empty

- On Input
- On Output

Array:

Special Instructions: NOTE: Set this field equal to TUnit1.BPersons.LNAME

Instrument SAS Name: LNAME

Destination Data Set: MEMB

Sponsor Field Type: C

Report Section: DEMOGRAPHICS

Field

AWAY_COL
TUNIT2.BPERSON.AWAY_COL

Description: Living away at college

Form Pane Label:

SAS Name: AWAY_COL

Tag Name:

Inherited Universe:

Universe:

Universe Description:

Question Text:

Type: Enumerated

Length: 1

Answer List: TYesNo

Value:	Mnemonic:	Description:
1	Yes	Yes
2	No	No

- Don't Know
- Refuse
- Empty

- On Input
- On Output

Array:

Special Instructions: NOTE: Set this field equal to TUnit1.BPersons.AWAY_COL

Instrument SAS Name: AWAY_COL

Destination Data Set: MEMB

Sponsor Field Type: C

Report Section: DEMOGRAPHICS

HH_MEM

Field

TUNIT2.BPERSON.HH_MEM

Description: Household member - usually live here

Form Pane Label:

SAS Name: HH_MEM

Tag Name:

Inherited Universe:

Universe:

Universe Description:

Question Text:

Type: Enumerated

Length: 1

Answer List: TYesNo

Value:	Mnemonic:	Description:
1	Yes	Yes
2	No	No

- Don't Know
- Refuse
- Empty

- On Input
- On Output

Array:

Special Instructions: NOTE: Set this field equal to TUnit1.BPersons.HH_MEM

Instrument SAS Name: HH_MEM

Destination Data Set: MEMB

Sponsor Field Type: C

Report Section: DEMOGRAPHICS

S21_ActiveCU

Field

TUNIT2.BPERSON.S21_ActiveCU

Description: Active CU Member flag for Section 21

Form Pane Label:

SAS Name:

Tag Name:

Inherited Universe:

Universe:

Universe Description:

Question Text:

Type: Integer

Length: 1

Min: 0

Max: 1

- Don't Know
- Refuse
- Empty

- On Input
- On Output

Array:

Special Instructions: IF Recstatm = 1 THEN set S21_ACTIVECU = 1
ELSE set S21_ACTIVECU = 0
ENDIF

Field

CE_INTRO
CE_INTRO

Description:

Form Pane Label: Introduction

SAS Name:

Tag Name: CE_INTRO

Inherited Universe:

Universe: bAdmin.ExitInterview <> Yes {1} AND bAdmin.ReplaceSpawn <> Yes {1} AND (Start = Continue {1} or Start = SkipNotes {2})

Universe Description:

Question Text: As we start, please understand that we ask the same topics of everybody we talk to. I realize some of these questions may not apply to your household.

Most questions that I will be asking refer to a specific time period.

During this interview, the time period, unless I state otherwise is for the past three months, that is, from the 1st day of ^REF_MONTH to today.

Most of my questions are about expenses your household had or bills you've received. You will find it helpful to have your checkbook register, credit card statements and other records as you answer the questions.

Fills: REF_MONTH

Instructions: Set REF_MONTH = 3 months before the interview.

Calculated by taking the INTPER from record type 10 to come up with the base month to start from.

Type: Enumerated

Length: 1

Answer List: TContinue

Value:	Mnemonic:	Description:
1	Continue	Enter 1 to Continue

- Don't Know
- Refuse
- Empty

- On Input
- On Output

Array:

Skip Instructions: IF RT10.CARISAMPLE = 1 then goto bCase_Consent.CARICON_HH

ELSE goto bCeintro.BUSCREEN

Instrument SAS Name: CE_INTRO

Destination Data Set: DEMO

Report Section: DEMOGRAPHICS

Block

bCeintro
bCeintro

Description:

Tab Name:
Fly Over Name:
Universe Type: If

Inherited Universe:

Universe: bAdmin.ExitInterview <> Yes {1} AND bAdmin.ReplaceSpawn <> Yes {1} AND
(Start = Continue {1} or Start = SkipNotes {2}) AND
CE_INTRO = Continue {1}

Universe Description:

Array:

Block Instructions:

BUSCREEN

BUSCREEN

Field

Description: Have you had any expenses that will be reimbursed or deducted as business expenses?

Form Pane Label: Business
SAS Name: BUSCREEN
Tag Name: BUSCREEN
Inherited Universe:

Universe:

Universe Description:

Question Text: Since the first of ^REF_MONTH, have ^YOU_ANYMEM had any expenses that will be reimbursed or deducted as business expenses?

Fills: REF_MONTH

Instructions: Set REF_MONTH = 3 months before the interview.
Calculated by taking the INTPER from record type 10 to come up with the base month to start from.

Fills: YOU_ANYMEM

Instructions: IF NUMHOUSE = 1 then fill "you"
ELSE fill "you or any members of your household"

Type: Enumerated
Length: 1

Answer List: TYesNo

Value:	Mnemonic:	Description:
1	Yes	Yes
2	No	No

Don't Know
 Refuse
 Empty

On Input
 On Output

Store Instructions: Set section complete flag

Array:

Skip Instructions: 1,2,DK,RF: Exit block and goto BSECT01

Instrument SAS Name: BUSCREEN

Destination Data Set: FMIS

Sponsor Field Type: C

Report Section: CEINTRO

AGE62

Field

AGE62

Description: Flag for if any members has Age >= 62

Form Pane Label:

SAS Name:

Tag Name:

Inherited Universe:

Universe:

Universe Description:

Question Text:

Type: Enumerated

Length: 1

Answer List: TYesNo

Value:	Mnemonic:	Description:
1	Yes	Yes
2	No	No

- Don't Know
- Refuse
- Empty

- On Input
- On Output

Store Instructions: Set AGE62 = No {2}

Loop for 1 to NROSIZE

```
IF BControlCard.TUnit2.BPerson.RECSTATM = Yes {1} AND  
(BControlCard.TUnit1.BPerson.CU_CODE = RefPerson {1} or  
BControlCard.TUnit1.BPerson.CU_CODE = Spouse {2} or  
BControlCard.TUnit1.BPerson.CU_CODE = Unmarried {10}) AND  
(BControlCard.TUnit2.BPerson.AGE >= 62) THEN  
  set AGE62 = Yes {1}
```

{AGE of owner, owner's spouse or unmarried partner is
greater than or equal to 62, then store 1 in AGE62}

Array:

Special Instructions: NOTE: This flag is used for the reversed mortgage fills (Auxrevmorg and Auxrevmorg1) in Section 3. (Fields ADDMORT and PRESMORT)

Instrument SAS Name: AGE62

Destination Data Set: MEMB

Sponsor Field Type: C

Report Section: DEMOGRAPHICS

Date Implemented (YYYY-MM-DD): 2007-04-01 00:00:00

SECT01

SECT01

Block

Description: General Housing Characteristics

Tab Name: S1

Fly Over Name: S1 - Housing

Universe Type: If

Inherited Universe:

Universe: bFront.REPLACE_HH <> Yes {1} AND bFront.REPLACE_SPAWN <> Continue {1}
AND CE_INTRO = Continue {1} AND (INTNMBR = 1 OR (_NEWCU_ = 1))

Universe Description: Control card is complete and (Interview 1 or newcu)
(newcu is a newly spawned case or a returning case that was never asked section 1
before.)

Array:

Block Instructions: 1. Section Label
Section 1 - General Housing Characteristics

2. Instrument uses I_FGN_ORIG as the variable for 8500.FGN_ORIG

3. NOTE: IF INTNMBR = 2-4 AND (NEWCU = EMPTY or (NEWCU = 1 and
I_FGN_ORIG = 4)) OR (BCoverage.HUTYPE = 9 or HUTYPE = 9) then
go to S1B_END to set the complete flags

Field

ST_HOUS
ST_HOUS

Description: Living quarters used as student housing by a college/university?

Form Pane Label: Student housing

SAS Name: ST_HOUS

Tag Name: ST_HOUS

Inherited Universe:

Universe: (INTNMBR = 1 or (_NEWCU_ = 1 and I_FGN_ORIG <> 4)) AND
[((BCoverage.HUTYPE >= 1 and BCoverage.HUTYPE <=8) or BCoverage.HUTYPE
= 10 or BCoverage.HUTYPE = DONTKNOW) OR ((VAL(HUTYPE) >= 1 and
VAL(HUTYPE) <= 8) or VAL(HUTYPE) = 10 or HUTYPE = DONTKNOW or HUTYPE
= EMPTY)]

Universe Description:

Help Screen: H_ST_HOUS

Question Text: ? [F1]

◆ Ask if not apparent.

Are these living quarters presently used as student housing by a college or university?

Type: Enumerated

Length: 1

Answer List: TYesNo

Value:	Mnemonic:	Description:
1	Yes	Yes
2	No	No

Don't Know
 Refuse
 Empty

On Input
 On Output

Array:

Skip Instructions: IF COVERAGE.UNISTRQ = 2 or 3 OR (8500.UNISTRQ = 2 or 3)
then goto BEDROOMQ

ELSE goto BUILDING

Instrument SAS Name: ST_HOUS

Destination Data Set: FGNC1B

Sponsor Field Type: C

Report Section: 01B

Field

BUILDING
BUILDING

Description: Which best described this building?

Form Pane Label: Building Type

SAS Name: BUILDING

Tag Name: BUILDING

Inherited Universe:

Universe: (ST_HOUS = RESPONSE or ST_HOUS = NONRESPONSE) AND
(BCoverage.UNISTRQ = 1 or (BCoverage.UNISTRQ >= 4 and BCoverage.UNISTRQ
<= 10) or BCoverage.UNISTRQ = EMPTY)

Universe Description:

Help Screen: H_BUILD

Question Text:  7 ? [F1]

✦ [Ask if not apparent by observation](#)

Which best describes this building?

Type: Enumerated

Length: 2

Answer List: TBUILDING

Value:	Mnemonic:	Description:
1	Single	Single family detached
2	Row	Row or townhouse - inner unit
3	End	End row or end townhouse
4	Duplex	Duplex
5	3/4plex	3-plex or 4-plex
6	Garden	Garden
7	Highrise	High-rise
8	Apartment	Apartment or flat
9	Trailer	Mobile home or trailer
10	Dorm	College dormitory
11	Other	Other - Specify

Don't Know
 Refuse
 Empty

On Input
 On Output

Array:

Skip Instructions: 1-9,DK,RF: Goto BEDROOMQ

10: IF ST_HOUS = 2, DK or RF then goto CK_BUILDING
ELSE goto S1B_END

11: Goto BUILDOTH

Instrument SAS Name: BUILDING

Destination Data Set: FGNC1B

Sponsor Field Type: C

Report Section: 01B

Check

CK_BUILDING
CK_BUILDING

Description: A college dormitory must be student housing

Inherited Universe:

Universe: BUILDING = Dorm {10} AND (ST_HOUS = No {2} or ST_HOUS = NONRESPONSE)

Universe Description:

Text: ♦ A college dormitory must be student housing.

Please verify

Check Instructions:

Type: Hard

Skip Instructions: Go back to BUILDING or ST_HOUS

BUILDOTH

BUILDOTH

Field

Description: Specify other building type.

Form Pane Label: Building specify

SAS Name: BUILDOTH

Tag Name: BUILDOTH

Inherited Universe:

Universe: BUILDING = Other {11}

Universe Description: Something not on the list best describes this building

Question Text: * Specify:

Type: String

Length: 30

- Don't Know
- Refuse
- Empty

- On Input
- On Output

Array:

Skip Instructions: Goto BEDROOMQ

Instrument SAS Name: BUILDOTH

Destination Data Set: FGNC1B

Sponsor Field Type: C

Report Section: 01B

Field

BEDROOMQ
BEDROOMQ

Description: How many BEDROOMS in unit?

Form Pane Label: Bedrooms

SAS Name: BEDROOMQ

Tag Name: BEDROOMQ

Inherited Universe:

Universe: BUILDING <> Dorm {10} AND BUILDING <> EMPTY) OR
((ST_HOUS = RESPONSE or ST_HOUS = NONRESPONSE) and
(BCoverage.UNISTRQ = 2 or BCoverage.UNISTRQ = 3))

Universe Description:

Help Screen: H_BEDROOMQ

Question Text: ? [F1]

How many BEDROOMS are there in this unit?

◆ A bedroom is a finished room specifically designed to be used for sleeping, even if the current occupant does not use it as a bedroom.

Type: Integer

Length: 3

Min: 0

Max: 99

Don't Know

Refuse

Empty

On Input

On Output

Store Instructions: IF BEDROOMQ is in range or NONRESPONSE then set BEDR_OMQ = EMPTY

Array:

Skip Instructions: 0-99: IF BEDROOMQ > 12 then goto ERR1_BEDROOMQ
ELSE goto BATHRMQ

DK,RF: Goto BATHRMQ

Instrument SAS Name: BEDROOMQ

Destination Data Set: FGNC1B

Sponsor Field Type: N

Report Section: 01B

Check

ERR1_BEDROOMQ
ERR1_BEDROOMQ

Description: Number of bedrooms in the house is greater than 12

Inherited Universe:

Universe: BEDROOMQ > 12 AND BEDROOMQ = RESPONSE

Universe Description: Number of bedrooms in the house is greater than 12

Text: * THE VALUE ENTERED IS UNUSUALLY HIGH OR LOW

PLEASE VERIFY AND IF CORRECT, ENTER ITEM LEVEL NOTE

Check Instructions: IF SUPPRESSED then set BEDR_OMQ = 'A1'

Type: Soft

Skip Instructions: Suppress: Goto BATHRMQ

All others, go back to BEDROOMQ

BATHRMQ

BATHRMQ

Field

Description: How many COMPLETE bathrooms in unit?

Form Pane Label: Bathrooms

SAS Name: BATHRMQ

Tag Name: BATHRMQ

Inherited Universe:

Universe: BEDROOMQ = RESPONSE OR BEDROOMQ = NONRESPONSE

Universe Description:

Question Text: How many COMPLETE bathrooms are there in this unit? Do not include half bathrooms.

- A complete bathroom has a toilet, a bathtub or shower, and a sink, all with running water. A half bathroom has at least a toilet or bathtub or shower but does not have all the facilities of a complete bathroom.

Type: Integer

Length: 2

Min: 0

Max: 9

- Don't Know
 Refuse
 Empty

- On Input
 On Output

Array:

Skip Instructions: 0-9: IF BATHRMQ > BEDROOMQ + 1 then goto CK_BATHRMS
ELSE goto S1B_END

DK,RF: Goto S1B_END

Instrument SAS Name: BATHRMQ

Destination Data Set: FGNC1B

Sponsor Field Type: N

Report Section: 01B

CK_BATHRMS

CK_BATHRMS

Check

Description: # of bathrooms is greater than total number of bedrooms + 1

Inherited Universe:

Universe: $(\text{BATHRMQ} > (\text{BEDROOMQ} + 1)) \text{ AND } \text{BEDROOMQ} = \text{RESPONSE} \text{ AND } \text{BATHRMQ} = \text{RESPONSE}$

Universe Description: The number of bathrooms is greater than the total number of bedrooms + 1

Text: ♦ [The number of bathrooms exceeds the total number of bedrooms.](#)

[Please verify](#)

Check Instructions:

Type: Soft

Skip Instructions: Suppress: Goto S1B_END

All others, go back to BEDROOMQ or BATHRMQ

Field

S1B_END
S1B_END

Description: End of Section 1B

Form Pane Label:

SAS Name:

Tag Name:

Inherited Universe:

Universe:

Universe Description: All

Question Text:

Type: Classification

Length: 0

- Don't Know
- Refuse
- Empty

- On Input
- On Output

Store Instructions: Set Section Complete flags and record origin
IF BATHRMQ = RESPONSE OR BATHRMQ = NONRESPONSE OR BUILDING = 10
then

Set S1B_END = '1'
Set FGN_ORG = '1'
Set SECTCOMP[1] = "Yes"

{Set section complete flag to 1 if section 1B was asked in a previous quarters
interview. (This makes determining a complete at the end of the survey easier.) }

ELSEIF (INTNMBR = 2 or INTNMBR = 3 or INTNMBR = 4) AND
(_NEWCU_ = EMPTY or (_NEWCU_ = 1 and I_FGN_ORIG = '4') or
Cover.HUTYPE = 9 or HUTYPE = '9') THEN
Set S1B_END = '1'
Set SECTCOMP[1] = "Yes"

Array:

Skip Instructions: Goto Section 2 - BSECT02

Report Section: 01B

Field

BEDR_OMQ
BEDR_OMQ

Description: Range edit flag for BEDROOMQ

Form Pane Label:

SAS Name: BEDR_OMQ

Tag Name:

Inherited Universe:

Universe:

Universe Description:

Question Text:

Type: String

Length: 2

- Don't Know
- Refuse
- Empty

- On Input
- On Output

Array:

Special Instructions: NOTE: See BEDROOMQ and ERR1_BEDROOMQ for the setting of this field

Valid Values: A1 = Range edit failed
(ERR1 check was suppressed)
Blank = Range edit passed

Instrument SAS Name: BEDR_OMQ

Destination Data Set: FGNC1B

Sponsor Field Type: C

Report Section: 01B

Sponsor Edits: FLAG

FGN_ORIG

FGN_ORIG

Field

Description: Record origin

Form Pane Label:

SAS Name: RECORIGN

Tag Name:

Inherited Universe:

Universe:

Universe Description:

Question Text:

Type: String

Length: 1

- Don't Know
- Refuse
- Empty

- On Input
- On Output

Array:

Special Instructions: Valid Values: 1 = Data from current month interview
4 = Inventory data- no updates were made

If S1 is asked then FGN_ORIG is set to a 1 in S1B_END
It will be changed to a 4 during CAPIIN post-processing (Input Edits)

Instrument SAS Name: FGN_ORIG

Destination Data Set: FGNC1B

Sponsor Field Type: C

Report Section: 01B

Block

BSECT02
BSECT02

Description: Rented Living Quarters

Tab Name: S2

Fly Over Name: S2 - Rented Living Quarters

Universe Type: If

Inherited Universe:

Universe: BFront.REPLACE_HH <> Yes {1} AND BFront.REPLACE_SPAWN <> Continue {1}
AND CE_INTRO = Continue {1} AND
[[(INTNMBR = 1 or _NEWCU_ = 1) and SECTCOMP[1] = Yes) OR (INTNMBR > 1)]]

Universe Description: First interviews and section 1 is complete or all interviews 2-4

Array:

Block Instructions: Section Label: Section 2 - Rented Living Quarters

S2_CHK

S2_CHK

Field

Description:

Form Pane Label:

SAS Name:

Tag Name:

Inherited Universe:

Universe: INTNMBR = 1-4

Universe Description:

Question Text:

Type: Classification

Length: 0

Don't Know

Refuse

Empty

On Input

On Output

Array:

Skip Instructions: IF BSECT01.ST_HOUS (from Section 1B) = 1 OR HUTYPE = 9 (from Coverage) OR (8500.ST_HOUS = 1) OR (HUTYPE = 9) then goto MORERENT.

IF INTNMBR = 2-4 and there is a record with 8500.OWNYB = 100 and 8500.OPB_STAT = 1 then goto S3_INTRO.

IF INTNMBR = 2-4 and (there is no 8500.OWNYB = 100 with 8500.OPB_STAT = 1) and 8500.SectComp23 = 1 AND (8500.ST_HOUS is not 1) then goto STLRENT.

All others goto OWNED.

Report Section: 02

Field

STLRENT
STLRENT

Description: Living quarters still rented?

Form Pane Label: Still rent?

SAS Name:

Tag Name: STLRENT

Inherited Universe:

Universe: INTNMBR >= 2 AND INTNMBR <= 4 AND (there is no 8500.OWNYB = 100 with 8500.OPB_STAT = 1 - ownyb100_flg = No) AND SectComp23 = Yes AND (ST_HOUS8500 = No {2} OR ST_HOUS8500 = NONRESPONSE)

Universe Description:

Question Text: Last time ^YOU_YRCU reported renting these living quarters.
Do you still rent?

Fills: YOU_YRCU

Instructions: IF NUMHOUSE = 1 then fill "you"
ELSE fill "your household"

Type: Enumerated

Length: 1

Answer List: TYESNOBSU

Value:	Mnemonic:	Description:
1	Yes	Yes
2	No	No
3	BSU	No -Buying the sample unit

Don't Know
 Refuse
 Empty

On Input
 On Output

Store Instructions: IF STLRENT = Yes {1} then set OWNED = 2
IF STLRENT = BSU {3} then set OWNED = 1
IF STLRENT = No {2} then set SAMP_UN = 1

Array:

Skip Instructions: 1,DK,RF: Goto RENTED

2: Goto BRENT02.RTASPAY

3: Exit block and goto Section 3

Instrument SAS Name: STLRENT

Destination Data Set: ERNT

Sponsor Field Type: N

Report Section: 02

Date Implemented (YYYY-MM-DD): May 2002

Field

OWNED
OWNED

Description: Sample Unit owned or being bought

Form Pane Label: Owns Sample Unit?

SAS Name: OWNED

Tag Name: OWNED

Inherited Universe:

Universe: [(Intnmbr >= 1 and Intnmbr <= 4 and (Sect01b.ST_HOUS = No {2} or Sect01b.ST_HOUS = NONRESPONSE)) OR (Intnmbr >= 2 and Intnmbr <= 4 and (there is no 8500.OWNYB = 100 with 8500.OPB_STAT = 1 - ownyb100_flg = No) and 8500.SectComp23 <> Yes {1} and (ST_HOUS8500 = No {2} or ST_HOUS8500 = NONRESPONSE or Sect01b.ST_HOUS = No {2} or Sect01b.ST_HOUS = NONRESPONSE))] AND ((Cover.HUTYPE >= 1 and Cover.HUTYPE <= 8) or Cover.HUTYPE = 10 or Cover.HUTYPE = DONTKNOW or (HUTYPE >= 1 and HUTYPE <= 8) or HUTYPE = 10 or HUTYPE = DONTKNOW or HUTYPE = EMPTY)

Universe Description: (Not student housing or (interview 2-4 and no active sample unit of the SCIF and section 3 was not completed in the previous quarter and not student housing)) and hutype = 1-8, 10 or DK or empty {ie. not student housing}

Question Text: Do you own this home?

◆ Include households with mortgages as owners.

Type: Enumerated

Length: 1

Answer List: TYesNo

Value:	Mnemonic:	Description:
1	Yes	Yes
2	No	No

- Don't Know
- Refuse
- Empty

- On Input
- On Output

Array:

Skip Instructions: 1: Exit block and goto Section 3

2,DK,RF: Goto PUBLHOUS

Instrument SAS Name: OWNED

Destination Data Set: ERNT

Sponsor Field Type: C

Report Section: 02

Field

PUBLHOUS
PUBLHOUS

Description: House in a public housing project?

Form Pane Label: Housing project

SAS Name: PUBLHOUS

Tag Name: PUBLHOUS

Inherited Universe:

Universe: STLRENT = EMPTY AND (OWNED = No {2} or OWNED = NONRESPONSE)

Universe Description: Owned is no, DK or RF and OWNED was "asked" (not set from stlrent)

Help Screen: H_PUBLHOUS

Question Text: ? [F1]

◆ Ask if not apparent.

Is this public housing, that is, is it owned by a local housing authority or other local public agency?

Type: Enumerated

Length: 1

Answer List: TYesNo

Value:	Mnemonic:	Description:
1	Yes	Yes
2	No	No

- Don't Know
- Refuse
- Empty

- On Input
- On Output

Array:

Skip Instructions: 1: IF I_INCLWSHR = EMPTY then goto INCLSTOV
ELSE goto RENTED

2,DK,RF: Goto GOVTCOST

Instrument SAS Name: PUBLHOUS

Destination Data Set: ERNT_i

Sponsor Field Type: C

Report Section: 02

Field

GOVTCOST
GOVTCOST

Description: Housing costs lower because govt. pays part?

Form Pane Label: Govt. pay

SAS Name: GOVTCOST

Tag Name: GOVTCOST

Inherited Universe:

Universe: PUBLHOUS = No {2} OR PUBLHOUS = DONTKNOW OR PUBLHOUS = REFUSAL

Universe Description: This house is not in a public housing project.
(Or respondent doesn't know or refuses to say if this house is in a public housing project.)

Help Screen: H_GOVTCOST

Question Text: ? [F1]

Are your housing costs lower because the Federal, State, or local government is paying part of the cost?

Type: Enumerated

Length: 1

Answer List: TYesNo

Value:	Mnemonic:	Description:
1	Yes	Yes
2	No	No

- Don't Know
- Refuse
- Empty

- On Input
- On Output

Array:

Skip Instructions: IF I_INCLWSHR = EMPTY then goto INCLSTOV

ELSE goto RENTED

Instrument SAS Name: GOVTCOST

Destination Data Set: ERNT_i

Sponsor Field Type: C

Report Section: 02

Field

INCLSTOV
INCLSTOV

Description: Included cooking stoves, ranges, or ovens

Form Pane Label: Cooking stove, range or oven?

SAS Name: INCLSTOV

Tag Name: INCLSTOV

Inherited Universe:

Universe: (GOVTCOST = RESPONSE or GOVTCOST = NONRESPONSE or PUBLHOUS = Yes {1}) AND I_INCLWSHR = EMPTY

Universe Description: Rented unit and include dryer was not answered in a previous interview.

Help Screen: H_INCLSTOV

Question Text: ? [F1]

Were any of the following appliances included in the home when you moved in .

..

... Cooking stove, range, or oven?

Type: Enumerated

Length: 1

Answer List: TYesNo

Value:	Mnemonic:	Description:
1	Yes	Yes
2	No	No

- Don't Know
- Refuse
- Empty

- On Input
- On Output

Array:

Skip Instructions: Goto INCLFRIG

Instrument SAS Name: INCLSTOV

Destination Data Set: ERNT_i

Sponsor Field Type: C

Report Section: 02

Field

INCLFRIG
INCLFRIG

Description: Included refrigerator or home freezer

Form Pane Label: Refrigerator or home freezer?

SAS Name: INCLFRIG

Tag Name: INCLFRIG

Inherited Universe:

Universe: INCLSTOV = RESPONSE OR INCLSTOV = NONRESPONSE

Universe Description: INCLSTOV was answered 1, 2, DK or RF

Help Screen: H_INCLFRIG

Question Text: ? [F1]

Were any of the following appliances included in the home when you moved in . . .

. . . Refrigerator or home freezer?

Type: Enumerated

Length: 1

Answer List: TYesNo

Value:	Mnemonic:	Description:
1	Yes	Yes
2	No	No

Don't Know

Refuse

Empty

On Input

On Output

Array:

Skip Instructions: Goto INCLBDSH

Instrument SAS Name: INCLFRIG

Destination Data Set: ERNT_i

Sponsor Field Type: C

Report Section: 02

Field

INCLBDSH
INCLBDSH

Description: Included dishwasher

Form Pane Label: Dishwasher?

SAS Name: INCLBDS

Tag Name: INCLBDSH

Inherited Universe:

Universe: INCLFRIG = RESPONSE OR INCLFRIG = NONRESPONSE

Universe Description: INCLFRIG was answered 1, 2, DK or RF

Question Text:

Were any of the following appliances included in the home when you moved in . . .

. . . **Dishwasher?**

Type: Enumerated

Length: 1

Answer List: TYesNo

Value:	Mnemonic:	Description:
1	Yes	Yes
2	No	No

Don't Know

Refuse

Empty

On Input

On Output

Array:

Skip Instructions: Goto INCLWSHR

Instrument SAS Name: INCLBDSH

Destination Data Set: ERNT_i

Sponsor Field Type: C

Report Section: 02

Field

INCLWSHR
INCLWSHR

Description: Included clothes washer or dryer

Form Pane Label: Clothes washer or dryer?

SAS Name: INCLWSHR

Tag Name: INCLWSHR

Inherited Universe:

Universe: INCLBDSH = RESPONSE OR INCLBDSH = NONRESPONSE

Universe Description: INCLBDSH was answered 1, 2, DK or RF

Help Screen: H_INCLWSHR

Question Text: ? [F1]

Were any of the following appliances included in the home when you moved in . . .

. . . **Clothes washer or dryer?**

Type: Enumerated

Length: 1

Answer List: TYesNo

Value:	Mnemonic:	Description:
1	Yes	Yes
2	No	No

- Don't Know
- Refuse
- Empty

- On Input
- On Output

Array:

Skip Instructions: Goto RENTED

Instrument SAS Name: INCLWSHR

Destination Data Set: ERNT_i

Sponsor Field Type: C

Report Section: 02

Field

RENTED
RENTED

Description: Pay rent for Sample Unit.

Form Pane Label: Pays any rent for Sample

SAS Name: RENTED

Tag Name: RENTED

Inherited Universe:

Universe: (STLRENT = Yes {1} or STLRENT = NONRESPONSE) OR
(PUBLHOUS = Yes {1} and (I_INCLWSHR = RESPONSE or I_INCLWSHR =
NONRESPONSE) OR
((GOVTCOST = RESPONSE or GOVTCOST = NONRESPONSE) and
(I_INCLWSHR = RESPONSE or I_INCLWSHR = NONRESPONSE)) OR
(INCLWSHR = RESPONSE or INCLWSHR = NONRESPONSE)

Universe Description:

Question Text: Do ^YOU_ANYMEM ^FSTILL pay rent for these living quarters?

Fills: YOU_ANYMEM

Instructions: IF NUMHOUSE = 1 then fill "you"
ELSE fill "you or any members of your household"

Fills: FSTILL

Instructions: IF STLRENT = Yes {1} or STLRENT = NONRESPONSE then fill "still".

Type: Enumerated

Length: 1

Answer List: TYesNo

Value:	Mnemonic:	Description:
1	Yes	Yes
2	No	No

Don't Know
 Refuse
 Empty

On Input
 On Output

Store Instructions: Set SAMP_UN = 1 for this property.

Array:

Skip Instructions: 1,DK,RF: Goto BRent02.RENTX1

2: Goto BRent02.RTASPAY

Instrument SAS Name: RENTED

Destination Data Set: ERNT

Sponsor Field Type: C

Report Section: 02

Field

MORERENT
MORERENT

Description: Rented any property?

Form Pane Label: Rented any property?

SAS Name: MORERENT

Tag Name: MORERENT

Inherited Universe:

Universe: BSECT01.ST_HOUS = Yes {1} OR ST_HOUS8500 = Yes {1} OR
(BCOVERAGE.HUTYPE = 9) OR (HUTYPE = '9')

Universe Description:

Question Text: Since the first of ^REF_MONTH have ^YOU_ANYMEM rented any houses, apartments, or temporary living quarters NOT used entirely for business or vacation?

✦ Do NOT include college or university regulated housing.

Fills: REF_MONTH

Instructions: Set REF_MONTH = 3 months before the interview.

Calculated by taking the INTPER from record type 10 to come up with the base month to start from.

Fills: YOU_ANYMEM

Instructions: IF NUMHOUSE = 1 then fill "you"

ELSE fill "you or any members of your household"

Type: Enumerated

Length: 1

Answer List: TYesNo

Value:	Mnemonic:	Description:
1	Yes	Yes
2	No	No

- Don't Know
- Refuse
- Empty

- On Input
- On Output

Array:

Special Instructions: Set SAMP_UN to 2 for this property.

Skip Instructions: 1: Goto BRent02.RENTX1

2,DK,RF: Goto S2_END

Instrument SAS Name: MORERENT

Destination Data Set: ERNT

Sponsor Field Type: N

Report Section: 02

Block

BRENT02
BRENT02

Description: Rental Unit questions

Tab Name:

Fly Over Name:

Universe Type: If

Inherited Universe:

Universe: RENTED = RESPONSE or RENTED = NONRESPONSE OR MORE RENT = Yes {1}
OR STLRENT = No {2}

Universe Description:

Array:

Block Instructions: Max Number of rows: 5

NOTE: IF STLRENT = No or RENTED = No then goto RTASPAY. All others goto RENTX1

RENTDESC

BRENT02.RENTDESC

Field

Description: Pre-fill rental description (SHOW ONLY)

Form Pane Label: Rent/prop desc

SAS Name:

Tag Name: Description

Inherited Universe:

Universe:

Universe Description:

Question Text: ** SHOW ONLY **

Type: String

Length: 20

Don't Know

Refuse

Empty

On Input

On Output

Array:

Special Instructions: IF RENTED = 1 prefill "Rented Sample Unit" for the first unit, "Rental 2" for 2nd, etc.
ELSE prefill with "Rental 1", "Rental 2", etc.

Destination Data Set: ERNT

Field

RENTX1
BRENT02.RENTX1

Description: rental payment for reference month

Form Pane Label: Rent paid for ref month

SAS Name: RENTX1

Tag Name: RENTX1

Inherited Universe:

Universe: (RENTED = Yes {1} or RENTED = NONRESPONSE) OR MORERNT = Yes {1}
OR BSECT02.MORERENT = Yes {1}

Universe Description:

Help Screen: H_RENTX1

Question Text: ? [F1]

**What was your total rental payment for ^REF_MONTH for this unit?
Include any extra charges for garage or parking facilities, but do not
include direct payments by local, state or federal agencies.**

Fills: REF_MONTH

Instructions: Set REF_MONTH = 3 months before the interview.

**Calculated by taking the INTPER from record type 10 to come up with the base
month to start from.**

Type: Integer

Length: 8

Min: 0

Max: 9999999

Don't Know

Refuse

Empty

On Input

On Output

Store Instructions: IF RENTX1 is in range or NONRESPONSE THEN set RENTX1_ = EMPTY

Array:

Special Instructions: Display a \$ and a comma in the entry field.

Skip Instructions: 1-9999999: IF RENTX1 > 4999 then goto ERR1_RENTX1
ELSE goto RENTSAME

0,DK,RF: Goto RENTX2

Instrument SAS Name: RENTX1

Destination Data Set: ERNT

Sponsor Field Type: N

Report Section: 02

Check

ERR1_RENTX1
BRENT02.ERR1_RENTX1

Description: Out of Range Check

Inherited Universe:

Universe: RENTX1 > 4999 AND RENTX1 = RESPONSE

Universe Description:

Text: * THE VALUE ENTERED IS UNUSUALLY HIGH OR LOW

PLEASE VERIFY AND IF CORRECT, ENTER ITEM LEVEL NOTE

Check Instructions: IF suppressed then set RENTX1_ = 'A1'

Type: Soft

Skip Instructions: Suppress: Goto RENTSAME

All others, go back to RENTX1

RENTSAME

BRENT02.RENTSAME

Field

Description: Rental payment same every month

Form Pane Label: Rent Same Every Month

SAS Name: RENTSAME

Tag Name: RENTSAME

Inherited Universe:

Universe: RENTX1 = RESPONSE and RENTX1 <> 0

Universe Description:

Question Text: Were the rental payments for ^TWO_MONTH and ^LAST_MONTH also ^Rentx1_fill?

Fills: TWO_MONTH

Instructions: TWO_MONTH = month 2 months before the interview.

Calculated by taking the INTPER from record type 10 to come up with the base month to start from.

Fills: LAST_MONTH

Instructions: LAST_MONTH = last month before the interview.

Calculated by taking the INTPER from record type 10 to come up with the base month to start from.

Fills: Rentx1_fill

Instructions: Fill with the value of Rentx1

Include \$ and commas

Type: Enumerated

Length: 1

Answer List: TYesNo

Value:	Mnemonic:	Description:
1	Yes	Yes
2	No	No

Don't Know
 Refuse
 Empty

On Input
 On Output

Array:

Skip Instructions: 1: Go to RTASPAY

2, DK, RF: Go to RENTX2

Instrument SAS Name: RENTSAME

Destination Data Set: ERNT

Sponsor Field Type: C

Report Section: 02

RENTX2

Field

BRENT02.RENTX2

Description: Rental payment for month 2

Form Pane Label: Rent paid for month 2

SAS Name: RENTX2

Tag Name: RENTX2

Inherited Universe:

Universe: RENTX1 = 0 or RENTX1 = NONRESPONSE or RENTSAME = No {2} or RENTSAME = NONRESPONSE

Universe Description:

Question Text: What was the total rental payment for ^TWO_MONTH for this unit?

Fills: TWO_MONTH

Instructions: TWO_MONTH = month 2 months before the interview.

Calculated by taking the INTPER from record type 10 to come up with the base month to start from.

Type: Integer

Length: 8

Min: 0

Max: 9999999

Don't Know

Refuse

Empty

On Input

On Output

Store Instructions: If RENTX2 is in range or NONRESPONSE then set RENTX2_ = EMPTY

Array:

Special Instructions: Display a \$ and comma in the entry field.

Skip Instructions: 1-9999999: IF RENTX2 > 4999 then goto ERR1_RENTX2
ELSEIF (RENTX1 <> 0, DK or RF) and
((RENTX2 =< (0.6 x RENTX1)) or

```
(RENTX2 >= (1.4 x RENTX1))) then  
  goto ERR2_RENTX2  
ELSE goto RENTX3
```

0,DK,RF: Goto RENTX3

Instrument SAS Name: RENTX2

Destination Data Set: ERNT

Sponsor Field Type: N

Report Section: 02

ERR1_RENTX2
BRENT02.ERR1_RENTX2

Check

Description: Out of Range Check

Inherited Universe:

Universe: RENTX2 > 4999 AND RENTX2 = RESPONSE

Universe Description:

Text: * THE VALUE ENTERED IS UNUSUALLY HIGH OR LOW

PLEASE VERIFY AND IF CORRECT, ENTER ITEM LEVEL NOTE

Check Instructions: IF suppressed then set RENTX2_ = 'A1'

Type: Soft

Skip Instructions: Suppress: IF (RENTX1 <> 0,DK or RF) and ((RENTX2 =< (0.6 x RENTX1)) or (RENTX2 >= (1.4 x RENTX1))) then
goto ERR2_RENTX2
ELSE goto RENTX3

All others, go back to RENTX2

Check

ERR2_RENTX2
BRENT02.ERR2_RENTX2

Description: 2nd month amount significantly above or below 1st month amount

Inherited Universe:

Universe: ((RENTX2 <= (0.6 x RENTX1)) or (RENTX2 >= (1.4 x RENTX1))) AND
RENTX1 <> 0 AND RENTX1 = RESPONSE AND
RENTX2 <> 0 AND RENTX2 = RESPONSE

Universe Description:

Text: ♦ THE VALUE ENTERED IS CONSIDERABLY HIGHER OR LOWER THAN THE
VALUE
FOR THE PREVIOUS MONTH

PLEASE VERIFY

Check Instructions: IF suppressed then set RENTX2_ = 'A1'

Type: Soft

Skip Instructions: Suppress: Goto RENTX3

All others, go back to RENTX2

RENTX3

Field

BRENT02.RENTX3

Description: Rental payment for last month

Form Pane Label: Rent paid for last month

SAS Name: RENTX3

Tag Name: RENTX3

Inherited Universe:

Universe: RENTX2 = RESPONSE or RENTX2 = NONRESPONSE

Universe Description:

Question Text: What was the total rental payment for ^LAST_MONTH for this unit?

Fills: LAST_MONTH

Instructions: LAST_MONTH = last month before the interview.

Calculated by taking the INTPER from record type 10 to come up with the base month to start from.

Type: Integer

Length: 8

Min: 0

Max: 9999999

- Don't Know
- Refuse
- Empty

- On Input
- On Output

Store Instructions: If RENTX3 is in range or RENTX3 = NONRESPONSE then set RENTX3_ = EMPTY

Array:

Special Instructions: Display a \$ and a comma in the entry field.

Skip Instructions: 1-9999999: IF RENTX3 > 4999 then goto ERR1_RENTX3
ELSEIF (RENTX2 <> 0,DK or RF) and ((RENTX3 =<
(0.6 x RENTX2)) or (RENTX3 >= (1.4 x RENTX2)))
then goto ERR2_RENTX3

ELSE goto RTASPAY

0,DK,RF: Goto RTASPAY

Instrument SAS Name: RENTX3

Destination Data Set: ERNT

Sponsor Field Type: N

Report Section: 02

ERR1_RENTX3
BRENT02.ERR1_RENTX3

Check

Description: Out of Range Check

Inherited Universe:

Universe: RENTX3 > 4999 AND RENTX3 = RESPONSE

Universe Description:

Text: * THE VALUE ENTERED IS UNUSUALLY HIGH OR LOW

PLEASE VERIFY AND IF CORRECT, ENTER ITEM LEVEL NOTE

Check Instructions: IF suppressed then set RENTX3_ = 'A1'

Type: Soft

Skip Instructions: Suppress: IF (RENTX2 <> 0,DK or RF) and ((RENTX3 =< (0.6 x RENTX2)) or (RENTX3 >= (1.4 x RENTX2))) then
goto ERR2_RENTX3
ELSE goto RTASPAY

All others, go back to RENTX3

Check

ERR2_RENTX3
BRENT02.ERR2_RENTX3

Description: 3rd month amount significantly above or below 2nd month amount

Inherited Universe:

Universe: ((RENTX3 <= (0.6 x RENTX2)) or (RENTX3 >= (1.4 x RENTX2))) AND RENTX3 <> 0
AND RENTX3 = RESPONSE AND RENTX2 <> 0 AND RENTX2 = RESPONSE

Universe Description:

Text: * THE VALUE ENTERED IS CONSIDERABLY HIGHER OR LOWER THAN THE
VALUE
FOR THE PREVIOUS MONTH

PLEASE VERIFY

Check Instructions: IF suppressed then set RENTX3_ = 'A1'

Type: Soft

Skip Instructions: Suppress: Goto RTASPAY

All others, go back to RENTX3

RTASPAY
BRENT02.RTASPAY

Field

Description: Receive reduced or free rent

Form Pane Label: Reduced/free rent

SAS Name: RTASPAY

Tag Name: RTASPAY

Inherited Universe:

Universe: ((RENTX1 = RESPONSE or RENTX1 = NONRESPONSE) OR
(SAMP_UN = 1 and RENTED = No {2}) OR
(SAMP_UN = 1 and STLRENT = No {2}))

Universe Description:

Help Screen: H_RTASPAY

Question Text: ? [F1]

^HaveHas_C ^YOU_YRCU done any work in exchange for part or all of your rent, or is your housing paid for by your job?

Fills: HaveHas_C

Instructions: IF NUMHOUSE = 1 then fill then fill "Have",
ELSE fill "Has"

Fills: YOU_YRCU

Instructions: IF NUMHOUSE = 1 then fill "you"
ELSE fill "your household"

Type: Enumerated

Length: 1

Answer List: TYesNo

Value:	Mnemonic:	Description:
1	Yes	Yes
2	No	No

- Don't Know
- Refuse
- Empty

On Input
 On Output

Array:

Skip Instructions: 1: Goto RTCOMPX

2,DK,RF: IF BCeintro.BUSCREEN <> 2 then goto RTBSNS
ELSE goto MORERNT

Instrument SAS Name: RTASPAY

Destination Data Set: ERNT

Sponsor Field Type: C

Report Section: 02

RTCOMPX

Field

BRENT02.RTCOMPX

Description: rental charge to another tenant

Form Pane Label: Rent for similar unit

SAS Name: RTCOMPX

Tag Name: RTCOMPX

Inherited Universe:

Universe: RTASPAY = Yes {1}

Universe Description: Did receive reduced or free rent

Question Text: What is the current monthly rental charge to another tenant for a similar unit?

Type: Integer

Length: 7

Min: 0

Max: 999999

Don't Know

Refuse

Empty

On Input

On Output

Store Instructions: IF RTCOMPX is in range or NONRESPONSE THEN set RTCOMPX_ = EMPTY

Array:

Special Instructions: Display a \$ and a comma in the entry field.

Skip Instructions: 0-999999: IF RTCOMPX < 100 or RTCOMPX > 1550 then goto ERR1_RTCOMPX
ELSE goto REGRNTX

DK,RF: Goto REGRNTX

Instrument SAS Name: RTCOMPX

Destination Data Set: ERNT

Sponsor Field Type: N

Report Section: 02

ERR1_RTCOMPX
BRENT02.ERR1_RTCOMPX

Check

Description: Out of Range Check

Inherited Universe:

Universe: (RTCOMPX < 100 OR RTCOMPX > 1550) AND RTCOMPX = RESPONSE

Universe Description:

Text: * THE VALUE ENTERED IS UNUSUALLY HIGH OR LOW

PLEASE VERIFY AND IF CORRECT, ENTER ITEM LEVEL NOTE

Check Instructions: IF suppressed then set RTCOMPX_ = 'A1'

Type: Soft

Skip Instructions: Suppress: Goto REGRNTX

All others, go back to RTCOMPX

Field

REGRNTX
BRENT02.REGRNTX

Description: Regular rental payment

Form Pane Label: Regular Rent

SAS Name: REGRNTX

Tag Name: REGRNTX

Inherited Universe:

Universe: RTASPAY = Yes {1}

Universe Description: Did receive reduced or free rent

Question Text: What is your regular rental payment?

Type: Integer

Length: 7

Min: 0

Max: 999999

Don't Know

Refuse

Empty

On Input

On Output

Store Instructions: IF REGRNTX is in range or NONRESPONSE THEN set REGRNTX_ = EMPTY

Array:

Special Instructions: Display a \$ and comma in the answer pane.

Skip Instructions: IF REGRNTX > 1463 then goto ERR1_REGRNTX

ELSEIF BCeintro.BUSCREEN <> 2 then goto RTBSNS

ELSE goto MORERNT

Instrument SAS Name: REGRNTX

Destination Data Set: ERNT

Sponsor Field Type: N

Report Section: 02

Check

ERR1_REGRNTX
BRENT02.ERR1_REGRNTX

Description: Out of Range Check

Inherited Universe:

Universe: REGRNTX > 1463 AND REGRNTX = RESPONSE

Universe Description: Amount is greater than 1463 and REGRNTX is not DK or RF

Text: * THE VALUE ENTERED IS UNUSUALLY HIGH OR LOW

PLEASE VERIFY AND IF CORRECT, ENTER ITEM LEVEL NOTE

Check Instructions: IF suppressed then set REGRNTX_ = 'A1'

Type: Soft

Skip Instructions: Suppress: IF BCeintro.BUSCREEN <> 2 then goto RTBSNS
ELSE goto MORERNT

All others, go back to REGRNTX

RTBSNS

Field

BRENT02.RTBSNS

Description: Any portion used for business

Form Pane Label: Used for busin?

SAS Name: RTBSNS

Tag Name: RTBSNS

Inherited Universe:

Universe: bCeintro.BUSCREEN <> No {2} AND
((REGRNTX = RESPONSE or REGRNTX = NONRESPONSE) or
(RTASPAY = No {2} or RTASPAY = NONRESPONSE))

Universe Description:

Question Text: ^DoDoes_C ^You_Anyone2 use any portion of this unit for business?

Fills: DoDoes_C

Instructions: IF NUMHOUSE = 1 then fill "Do"
ELSE fill "Does"

Fills: You_Anyone2

Instructions: IF NUMHOUSE = 1 then fill 'you'
ELSE fill 'anyone in your household'

Type: Enumerated

Length: 1

Answer List: TYesNo

Value:	Mnemonic:	Description:
1	Yes	Yes
2	No	No

- Don't Know
- Refuse
- Empty

- On Input
- On Output

Array:

Skip Instructions: 1: Goto RTBSNSZ

2: IF STLRENT = 2 AND RTASPAY = 2 then goto CK_RTBSNS
ELSE goto MORERNT

DK,RF: Goto MORERNT

Instrument SAS Name: RTBSNS

Destination Data Set: ERNT

Sponsor Field Type: C

Report Section: 02

CK_RTBSNS
BRENT02.CK_RTBSNS

Check

Description: Respondent does not own or rent the Sample Unit

Inherited Universe:

Universe: STLRENT = No {2} AND RTASPAY = No {2} AND RTBSNS = No {2}

Universe Description: Do not still rent and do not receive reduced or free rent and not used for business

Text: ♦ The respondent has reported neither renting nor owning the sample unit.
If the sample unit is being purchased, change STLRENT to 3, else suppress this edit.

Check Instructions:

Type: Soft

Skip Instructions: Suppress: Goto MORERNT

All others, go back to RTBSNS

Field

RTBSNSZ
BRENT02.RTBSNSZ

Description: % rental payment counted as business expense

Form Pane Label: % business exp

SAS Name: RTBSNSZ

Tag Name: RTBSNSZ

Inherited Universe:

Universe: RTBSNS = Yes {1}

Universe Description: Some portion of this unit is used for business

Help Screen: H_RTBSNSZ

Question Text: ? [F1]

What percent of the rental payment is counted as a business expense?

✦ Enter to the nearest whole percent.

Type: Integer

Length: 3

Min: 1

Max: 100

Don't Know

Refuse

Empty

On Input

On Output

Array:

Skip Instructions: 1-99,DK,RF: Goto MORERNT

100: Goto ERR2_RTBSNSZ

Instrument SAS Name: RTBSNSZ

Destination Data Set: ERNT

Sponsor Field Type: N

Report Section: 02

Check

ERR2_RTBSNSZ
BRENT02.ERR2_RTBSNSZ

Description: 100% entered

Inherited Universe:

Universe: RTBSNSZ = 100

Universe Description:

Text: * 100% WAS ENTERED. PLEASE VERIFY.

Check Instructions:

Type: Soft

Skip Instructions: Suppress: Goto MORERNT

All others, go back to RTBSNSZ

MORERNT
BRENT02.MORERNT

Field

Description: Rented any more living spaces?

Form Pane Label: Any more

SAS Name: MORERNT

Tag Name: MORERNT

Inherited Universe:

Universe: RTASPAY = RESPONSE OR RTASPAY = NONRESPONSE

Universe Description:

Question Text: Since the first of ^REF_MONTH, have ^YOU_ANYMEM rented any other houses, apartments, or temporary living quarters NOT used entirely for business or vacation?

✦ Do NOT include college or university regulated housing.

Fills: REF_MONTH

Instructions: Set REF_MONTH = 3 months before the interview.
Calculated by taking the INTPER from record type 10 to come up with the base month to start from.

Fills: YOU_ANYMEM

Instructions: IF NUMHOUSE = 1 then fill "you"
ELSE fill "you or any members of your household"

Type: Enumerated

Length: 1

Answer List: TYesNo

Value:	Mnemonic:	Description:
1	Yes	Yes
2	No	No

- Don't Know
- Refuse
- Empty

On Input

On Output

Store Instructions: 1. Set record origin and record status
IF MORERNT <> EMPTY then
Set RNT_ORIG = '1'
Set RNT_STAT = '1'

2. If entry of 1 then set SAMP_UN to 2 for this property.

Array:

Skip Instructions: 1: Goto RENTX1

2,DK,RF: Goto S2_END

Instrument SAS Name: MORERNT

Destination Data Set: ERNT

Sponsor Field Type: N

Report Section: 02

SAMP_UN
BRENT02.SAMP_UN

Field

Description: Is this the sample unit?
(1 = rented sample unit, 2 = rented other property)

Form Pane Label:

SAS Name: SAMP_UN

Tag Name:

Inherited Universe:

Universe:

Universe Description:

Question Text:

Type: Integer

Length: 1

Min: 1

Max: 2

- Don't Know
- Refuse
- Empty

- On Input
- On Output

Array:

Special Instructions: See STLRENT, RENTED, MORERENT and ANYRENT for how to set this field.

Valid Values: 1 = Sample Unit
2 = other rented property
(property level variable)

Instrument SAS Name: SAMP_UN

Destination Data Set: ERNT

Sponsor Field Type: C

Report Section: 02

Field

RENTX1_
BRENT02.RENTX1_

Description: Range edit flag for RENTX1

Form Pane Label:

SAS Name: RENTX1_

Tag Name:

Inherited Universe:

Universe:

Universe Description:

Question Text:

Type: String

Length: 2

- Don't Know
- Refuse
- Empty

- On Input
- On Output

Array:

Special Instructions: Note: see ERR1_RENTX1 for how to set this field.

Valid Values: A1 = Range edit failed
(ERR1 check was suppressed)
Blank = Range edit passed

Instrument SAS Name: RENTX1_

Destination Data Set: ERNT

Sponsor Field Type: C

Report Section: 02

Sponsor Edits: FLAG

RENTX2_
BRENT02.RENTX2_

Field

Description: Range edit flag for RENTX2

Form Pane Label:

SAS Name: RENTX2_

Tag Name:

Inherited Universe:

Universe:

Universe Description:

Question Text:

Type: String

Length: 2

- Don't Know
- Refuse
- Empty

- On Input
- On Output

Array:

Special Instructions: Note: See ERR1_RENTX2 for how to set this field.

Valid Values: A1 = Range edit failed
(ERR1 check was suppressed)

Blank = Range edit passed

Instrument SAS Name: RENTX2_

Destination Data Set: ERNT

Sponsor Field Type: C

Report Section: 02

Sponsor Edits: FLAG

Field

RENTX3_
BRENT02.RENTX3_

Description: Range edit flag for RENTX3

Form Pane Label:

SAS Name: RENTX3_

Tag Name:

Inherited Universe:

Universe:

Universe Description:

Question Text:

Type: String

Length: 2

- Don't Know
- Refuse
- Empty

- On Input
- On Output

Array:

Special Instructions: Note: See ERR1_RENTX3 for how to set this field.

Valid Values: A1 = Range edit failed
(ERR1 check was suppressed)

Blank = Range edit passed

Instrument SAS Name: RENTX3_

Destination Data Set: ERNT

Sponsor Field Type: C

Report Section: 02

Sponsor Edits: FLAG

REGRNTX_
BRENT02.REGRNTX_

Field

Description: Range edit flag for REGRNTX

Form Pane Label:

SAS Name: REGRNTX_

Tag Name:

Inherited Universe:

Universe:

Universe Description:

Question Text:

Type: String

Length: 2

- Don't Know
- Refuse
- Empty

- On Input
- On Output

Array:

Special Instructions: Note: See ERR1_REGRNTX for how to set this field.

Valid Values: A1 = Range edit failed
(ERR1 check was suppressed)
Blank = Range edit passed

Instrument SAS Name: REGRNTX_

Destination Data Set: ERNT

Sponsor Field Type: C

Report Section: 02

Sponsor Edits: FLAG

Field

RTCOMPX_
BRENT02.RTCOMPX_

Description: Range edit flag for RTCOMPX

Form Pane Label:

SAS Name: RTCOMPX_

Tag Name:

Inherited Universe:

Universe:

Universe Description:

Question Text:

Type: String

Length: 2

- Don't Know
- Refuse
- Empty

- On Input
- On Output

Array:

Special Instructions: Note: See ERR1_RTCOMPX for how to set this field.

Valid Values: A1 = Range edit failed
(ERR1 check was suppressed)
Blank = Range edit passed

Instrument SAS Name: RTCOMPX_

Destination Data Set: ERNT

Sponsor Field Type: C

Report Section: 02

Sponsor Edits: FLAG

RNT_STAT
BRENT02.RNT_STAT

Field

Description: Record Status

Form Pane Label:

SAS Name: REC_STAT

Tag Name:

Inherited Universe:

Universe:

Universe Description:

Question Text:

Type: String

Length: 1

- Don't Know
- Refuse
- Empty

- On Input
- On Output

Array:

Special Instructions: Valid Value: 1 = Active record

Instrument SAS Name: RNT_STAT

Destination Data Set: ERNT

Sponsor Field Type: C

Report Section: 02

Field

RNT_ORIG
BRENT02.RNT_ORIG

Description: Record Origin

Form Pane Label:

SAS Name: REC_ORIG

Tag Name:

Inherited Universe:

Universe:

Universe Description:

Question Text:

Type: String

Length: 1

- Don't Know
- Refuse
- Empty

- On Input
- On Output

Array:

Special Instructions: Valid Value: 1 = Data from current month interview

Instrument SAS Name: RNT_ORIG

Destination Data Set: ERNT

Sponsor Field Type: C

Report Section: 02

S2_END

Field

S2_END

Description: End of Section 2

Form Pane Label:

SAS Name:

Tag Name:

Inherited Universe:

Universe: MORERNT = No {2} OR MORERNT = NONRESPONSE OR MORERENT = No {2} or
MORERENT = NONRESPONSE

Universe Description:

Question Text:

Type: Classification

Length: 0

- Don't Know
- Refuse
- Empty

- On Input
- On Output

Store Instructions: IF MORERNT = No {2} OR MORERNT = NONRESPONSE OR MORERENT = No {2}
or MORERENT = NONRESPONSE
then set section complete flag. -
(Store "Yes" in Sectcomp(2))

Array:

Skip Instructions: Goto Section 3 - BSECT3

Report Section: 02

Field

RNT2_ORIG
RNT2_ORIG

Description: Origin variable for historical/2nd record data

Form Pane Label:

SAS Name:

Tag Name:

Inherited Universe:

Universe:

Universe Description:

Question Text:

Type: String

Length: 1

- Don't Know
- Refuse
- Empty

- On Input
- On Output

Array:

Special Instructions: NOTE: Only set for records on the SCIF.

Valid Values: 4 = data from previous quarter(s)

Instrument SAS Name: RNT2_ORIG

Destination Data Set: ERNT_i

Sponsor Field Type: C

Report Section: 02

I_INCLWSHR

I_INCLWSHR

Field

Description: Data from SCIF - Included clothes washer and dryer

Form Pane Label:

SAS Name:

Tag Name:

Inherited Universe:

Universe:

Universe Description:

Question Text:

Type: Enumerated

Length: 1

Answer List: TYesNo

Value:	Mnemonic:	Description:
1	Yes	Yes
2	No	No

- Don't Know
- Refuse
- Empty

- On Input
- On Output

Array:

Special Instructions: Set from 8500.INCLWSHR (See Setup Specifications)

Instrument SAS Name: I_INCLWSHR

Destination Data Set: ERNT_i

Report Section: 02

Field

RNT2_FLAG
RNT2_FLAG

Description: Flag to indicate there are updates to the inventory record when there is more than 1 record to process for a case

Form Pane Label:

SAS Name:

Tag Name:

Inherited Universe:

Universe:

Universe Description:

Question Text:

Type: String

Length: 1

- Don't Know
- Refuse
- Empty

- On Input
- On Output

Array:

Special Instructions: NOTE: Created in post processing - see sharededits specification

Valid Values: 0 = no inventory updates
1 = updates made to inventory record (orig = 4 record)

Instrument SAS Name: RNT2_FLAG

Destination Data Set: ERNT_i

Sponsor Field Type: C

Report Section: 02

BSECT3

BSECT3

Block

Description: Owned Properties

Tab Name:

Fly Over Name:

Universe Type: If

Inherited Universe:

Universe: BFront.REPLACE_HH <> Yes {1} AND BFront.REPLACE_SPAWN <> Continue {1}
AND [(BSect02.S2_END = 1) OR (There are records on input with 8500.OPB_STAT
= 1)]

Universe Description:

Array:

Block Instructions: Prechart: Do not display disposed of properties (IOPBSTAT = 3)

Prop # |Description |Type |# Mort|# LSHEL |#LCHEL

Display the following in the Description column of the PRECHART (for all precharts in Section 3):

If OWNYB = '100' then display "SU"

If OWNYB = '200' then display "Former home"

If OWNYB = '300' then display "Vac or sec home"

If OWNYB = '400' then display "Unimproved land"

If OWNYB = '500' then display "Other property" {NOT USED ANYMORE}

If OWNYB = '600' then display "Residential business property"

Field

S3_INTRO
S3_INTRO

Description: Section 3 Introduction

Form Pane Label: Introduction

SAS Name:

Tag Name: S3_INTRO

Inherited Universe:

Universe:

Universe Description: All who get Section 3

Question Text: ^fill_Intro

[Prop # | Description | Type | # Mort | # LSHEL | # LCHEL](#)

Fills: fill_Intro

Instructions: IF there are properties on the inventory chart where 8500.OPB_STAT = 1 then fill

"Now I am going to update the information you provided in the last interview for owned living quarters and other owned real estate."

ELSE fill "Now I am going to ask about owned living quarters and other owned real estate."

Type: Enumerated

Length: 1

Answer List: TContinue

Value:	Mnemonic:	Description:
1	Continue	Enter 1 to Continue

- Don't Know
- Refuse
- Empty

- On Input
- On Output

Array:

Skip Instructions: IF INTNMBR = 2-4 AND NEWCU <> 1 then goto BSect3A1

ELSE goto BSect3A2

Instrument SAS Name: S3_INTRO

Destination Data Set: SECT3

Report Section: 03A2

Block

BSECT3A1
BSECT3A1

Description: Questions for returning cases with previously collected properties or previously completed section 2/3.

Tab Name:
Fly Over Name:
Universe Type: If

Inherited Universe:

Universe: INTNMBR > 1 AND (Prechart is not blank or 8500.SECTCOMP23 = 1)

Universe Description: Returning case where properties were previously collected or Sections 2 and 3 where previously completed.

Array:

Block Instructions:

BCurrentProps

Block

BSECT3A1.BCurrentProps

Description: Inventory/Update questions for previously collected properties

Tab Name:

Fly Over Name:

Universe Type: While

Inherited Universe:

Universe: I_OPB_STAT <> 3 AND I_PROP_NOB <> EMPTY

Universe Description: Ask the questions in this block/subblocks for all "good" properties from the SCIF

Array:

Block Instructions: NOTE: Array positions for this block match property numbers (PROP_NOB). For example, the data for property 2 will be located in Sect03.Sect3A1.CurrentProps[2] even if it is the 1st "good" property.

Block

TStillOwn
BSECT3A1.BCurrentProps.TStillOwn

Description: 3A1-B: Update questions on previously collected Properties

Tab Name:

Fly Over Name:

Universe Type: If

Inherited Universe:

Universe:

Universe Description:

Array:

Block Instructions: 1. For the inventory table, the first 5 columns should be pre-filled with data from the input file.

8500.PROP_NOB (property number)

8500.PROPDESC (description of property)

8500.PROPTYPE (property type)

8500.HWMNYMRT + 8500.HWMNYLSL (#mort/lshel: this field
combines number of LOANTYPE1 and LOANTYPE2)

8500.HWMNYLOC (# of line of credit home equity loans)

2. Do not display previously disposed of properties (8500.OPB_STAT = 3)

3. Gray out the first 5 columns. They should be "show" only.

4. Place the cursor on the 6th column (STILOWN).

This is the 1st question to be asked.

5. Max number of grid lines = 48

Brow

Block

BSECT3A1.BCurrentProps.TStillOwn.Brow

Description: Still own and business expense questions for previously reported "good" properties.

Tab Name:

Fly Over Name:

Universe Type: If

Inherited Universe:

Universe: 8500.OPB_STAT = 1 for this record

Universe Description:

Array:

Block Instructions:

Field

PROP_NOJ

BSECT3A1.BCurrentProps.TStillOwn.Brow.PROP_NOJ

Description: Property number for loan

Form Pane Label:

SAS Name:

Tag Name:

Inherited Universe:

Universe:

Universe Description:

Question Text:

Type: String

Length: 2

- Don't Know
- Refuse
- Empty

- On Input
- On Output

Store Instructions: Set PROP_NOJ = 8500.PROP_NOB

Array:

Special Instructions: Valid Values: 1-99

Instrument SAS Name: PROP_NOJ

Destination Data Set: EOPB

Sponsor Field Type: C

Report Section: 03A1

PropDes

Field

BSECT3A1.BCurrentProps.TStillOwn.Brow.PropDes

Description: 8500 Property Description - SHOW ONLY

Form Pane Label: Description

SAS Name:

Tag Name:

Inherited Universe:

Universe:

Universe Description:

Question Text: ** SHOW ONLY **

Type: String

Length: 30

Don't Know

Refuse

Empty

On Input

On Output

Store Instructions: Set PropDesc = 8500.PROPDESC

Array:

Report Section: 03A1

Field

PropTyp
BSECT3A1.BCurrentProps.TStillOwn.Brow.PropTyp

Description: 8500 Property Type - SHOW ONLY

Form Pane Label: Type

SAS Name:

Tag Name:

Inherited Universe:

Universe:

Universe Description:

Question Text: ** SHOW ONLY **

Type: Enumerated

Length: 1

Answer List: TPROPTYPE

Value:	Mnemonic:	Description:
1	Condo	Condominium
2	Coop	Cooperative
3	Something	Something else

- Don't Know
- Refuse
- Empty

- On Input
- On Output

Store Instructions: Set PropTyp = 8500.PROPTYPE

Array:

Report Section: 03A1

I_Loannum

Field

BSECT3A1.BCurrentProps.TStillOwn.Brow.I_Loannum

Description: Number of 8500 mortgages/Lshels - SHOW ONLY

Form Pane Label: #mort/lshel

SAS Name:

Tag Name:

Inherited Universe:

Universe:

Universe Description:

Question Text: ** SHOW ONLY **

Type: Integer

Length: 2

Min: 1

Max: 20

- Don't Know
- Refuse
- Empty

- On Input
- On Output

Store Instructions: Set I_Loannum = 8500.HWMNYMRT + 8500.HWMNYLSL

Array:

Report Section: 03A1

Field

AuxLochelnum

BSECT3A1.BCurrentProps.TStillOwn.Brow.AuxLochelnum

Description: Number of 8500 Lochels - SHOW ONLY

Form Pane Label: # lochel

SAS Name:

Tag Name:

Inherited Universe:

Universe:

Universe Description:

Question Text: ** SHOW ONLY **

Type: Integer

Length: 1

Min: 1

Max: 6

Don't Know

Refuse

Empty

On Input

On Output

Store Instructions: Set AuxLochelnum = 8500.HWMNYLOC

Array:

Report Section: 03A1

STILOWN

Field

BSECT3A1.BCurrentProps.TStillOwn.Brow.STILOWN

Description: Still own property

Form Pane Label: Still own

SAS Name: STILOWN

Tag Name: STILOWN

Inherited Universe:

Universe:

Universe Description: This is a "good" property. (Not previously deleted.)

Question Text: ^DoDoes_C ^YOU_YRCU still own your ^I_PROPDESC?

[Prop # | Description | Type | # Mort | # LSHEL | # LCHEL](#)

Fills: I_PROPDESC

Instructions: Fill entry in 8500.PROPDESC

Fills: DoDoes_C

Instructions: IF NUMHOUSE = 1 then fill "Do"
ELSE fill "Does"

Fills: YOU_YRCU

Instructions: IF NUMHOUSE = 1 then fill "you"
ELSE fill "your household"

Type: Enumerated

Length: 1

Answer List: TYesNo

Value:	Mnemonic:	Description:
1	Yes	Yes
2	No	No

- Don't Know
- Refuse
- Empty

On Input

On Output

Array:

Skip Instructions: IF I_OWNYB = 600 then exit block and goto S3CurrentProps_END
ELSEIF BCeintro.BUSCREEN = 2 AND (there are previously reported loans with
I_LOANTYPE = 1, 2 AND
I_OPF_STAT = 1) then exit block and goto BMCHANGE.Mchange
ELSEIF BCeintro.BUSCREEN = 2 AND I_HWMNYLOC >= 1 then exit block and goto

THomeEquity.PDLOAN2
ELSEIF BCeintro.BUSCREEN = 2 exit block and goto TAddMort.ADDMORT
ELSE goto BSNSEXP

Instrument SAS Name: STILOWN

Destination Data Set: EOPB

Sponsor Field Type: C

Report Section: 03A1

Date Implemented (YYYY-MM-DD): April 2023

BSNSEXPA

Field

BSECT3A1.BCurrentProps.TStillOwn.Brow.BSNSEXPA

Description: Any business expenses for this property

Form Pane Label: Business Exp

SAS Name: BSNSEXPA

Tag Name: BSNSEXPA

Inherited Universe:

Universe: (STILOWN = RESPONSE OR STILOWN = NONRESPONSE) AND I_OWNYB <> '600' AND bCeintro.BUSCREEN <> No

Universe Description:

Question Text: ^ARE_WERE any of the expenses for this property deducted as a farm, rental, or business expense?

[Prop # | Description | Type | # Mort | # LSHEL | # LCHEL](#)

Fills: ARE_WERE

Instructions: IF STILOWN = Yes {1} then fill "Are"
ELSE fill "Were"

Type: Enumerated

Length: 1

Answer List: TYesNo

Value:	Mnemonic:	Description:
1	Yes	Yes
2	No	No

Don't Know
 Refuse
 Empty

On Input
 On Output

Array:

Skip Instructions: 1: Goto OBSNSZBA

```
2,DK,RF: IF there are previously reported loans with I_LOANTYPE = 1, 2 AND
8500.OPF_STAT = 1 then
    exit block and goto BMCHANGE.Mchange
ELSEIF I_HWMNYLOC >= 1 then exit block and goto THomeEquity.PDLOAN2
ELSE exit block and goto TAddMort.ADDMORT
```

Instrument SAS Name: BSNSEXPA

Destination Data Set: EOPB

Sponsor Field Type: C

Report Section: 03A1

OBSNSZBA

Field

BSECT3A1.BCurrentProps.TStillOwn.Brow.OBSNSZBA

Description: Percent of property expenses deducted for business

Form Pane Label: % Deducted

SAS Name: OBSNSZBA

Tag Name: OBSNSZBA

Inherited Universe:

Universe: BSNSEXP = Yes {1}

Universe Description:

Question Text: What percent of the expenses for this property ^is_was2 deducted?
Include the portion used for business, farming, or rented to someone outside
the household.

[Prop # | Description | Type | # Mort | # LSHEL | # LCHEL](#)

Fills: is_was2

Instructions: IF STILOWN = 1 then fill "is"
ELSE fill "was"

Type: Integer

Length: 3

Min: 1

Max: 100

Don't Know

Refuse

Empty

On Input

On Output

Array:

Skip Instructions: 1-99,DK,RF: IF there are previously reported loans with I_LOANTYP = 1, 2 AND
I_OPF_STAT = 1 then
 exit block and goto BMCHANGE.Mchange
 ELSEIF I_HWMNYLOC >= 1 then exit block and goto
 THomeEquity.PDLOAN2
 ELSE exit block and goto TAddMort.ADDMORT

IF I_OWNYB = 100 goto ERR3_OBSNSZBA
ELSE goto ERR2_OBSNSZBA

Instrument SAS Name: OBSNSZBA

Destination Data Set: EOPB

Sponsor Field Type: N

Report Section: 03A1

ERR3_OBSNSZBA

Check

BSECT3A1.BCurrentProps.TStillOwn.Brow.ERR3_OBSNSZBA

Description: Sample Unit 100% Business

Inherited Universe:

Universe: I_OWNYB = 100 AND OBSNSZBA = 100

Universe Description: Sample unit is 100 percent business

Text: * This is the SAMPLE UNIT and you have entered that it is SOLELY USED FOR BUSINESS.

PLEASE CONFIRM WITH THE RESPONDENT.

Check Instructions:

Type: Soft

Skip Instructions: Suppress: If there are previously reported loans with I_LOANTYP = 1, 2 AND I_OPF_STAT = 1 then exit block and goto BMCHANGE.Mchange
ELSEIF I_HWMNYLOC >= 1 then exit block and goto THomeEquity.PDLOAN2
ELSE exit block and goto TAddMort.ADDMORT

All others, go back to OBSNSZA

Check

ERR2_OBSNSZBA

BSECT3A1.BCurrentProps.TStillOwn.Brow.ERR2_OBSNSZBA

Description: 100% Business for properties other than the sample unit

Inherited Universe:

Universe: OBSNSZBA = 100 and OWNYB <> ~100'

Universe Description: 100 percent of expenses for this property were deducted

Text: * 100% WAS ENTERED

* PLEASE VERIFY

Check Instructions:

Type: Soft

Skip Instructions: Suppress: Exit block and goto S3CurrentProps_END

All others, go back to OBSNSZBA

MATCHID

Field

BSECT3A1.BCurrentProps.TStillOwn.Brow.MATCHID

Description: Property Match ID - Output Only Field

Form Pane Label:

SAS Name:

Tag Name:

Inherited Universe:

Universe:

Universe Description:

Question Text:

Type: Integer

Length: 2

Min: 1

Max: 99

- Don't Know
- Refuse
- Empty

- On Input
- On Output

Store Instructions: Set = 850002.MATCHID

Array:

Special Instructions: Set in Post processing and used for matching the current interview record to the previous quarter records.

Valid Values: 1-99

Instrument SAS Name: MATCHID

Destination Data Set: EOPB

Sponsor Field Type: N

Report Section: 03A1

Field

SET_OWNSTAT
BSECT3A1.BCurrentProps.SET_OWNSTAT

Description:

Form Pane Label:

SAS Name:

Tag Name:

Inherited Universe:

Universe: STILOWN = RESPONSE or STILOWN = NONRESPONSE

Universe Description: Still own has been asked

Question Text:

Type: Classification

Length: 0

- Don't Know
- Refuse
- Empty

- On Input
- On Output

Store Instructions: IF STILOWN = No {2} then set OWNSTAT = 4 {PrevDispd}
ELSEIF OBSNSZBA = 100 and OWNYB <> '100' then set OWNSTAT = 5 {Business}
ELSE set OWNSTAT = 3 {PrevOwn}

Array:

BMCHANGE

Block

BSECT3A1.BCurrentProps.BMCHANGE

Description: 3A1-F: Changes/Update questions for previously collected "good" mortgages or lump sum home equity loans

Tab Name:
Fly Over Name:
Universe Type: While

Inherited Universe:

Universe: (OBSNSZBA <> 100 or (OBSNSZBA = 100 and I_OWNYB = '100')) OR (BSNSEXPB = No {2} or BSNSEXPB = NONRESPONSE) OR BCeintro.BUSCREEN = No {2}) AND ((I_HWMNYMRT + I_HWMNYLSL) <= ROW #)

Universe Description: This is a "good" property and there are "good" mortgages or lump sum home equity loans for this property

Array:

- Block Instructions:**
1. For the table, the first 5 fields should be pre-filled with data from the input file. Only display the loans for the current property.
PROP_NOJ = 8500.PROP_NOF (property number)
PROPDES = 8500.PROPDESC (description of property)
I_LoanNOF = 8500.LOAN_NOF (loan number)
LoanTyp = 8500.LOANTYPE (loan type)
if 1, fill "MORT"
if 2, fill "LSHEL"
IAmount = 8500.MRTPMTX or 8500.PAYMTX3 (amount)
 2. Do not display loans where 8500.OPF_STAT = 3
 3. Gray out the first 5 fields. They should be "show" only.
 4. Place the cursor on the sixth field, MCHANGE.
This is the first question to be asked.
 5. Set loan numbers, property type, and amount variables
Set LOAN_NOJ = 8500.Loan_nof
Set OWNYJ = 8500.OWNYF
Set IMRTPMTX = 8500.MRTPMTX
Set IPAYMTX1 = 8500.PAYMTX1
Set IPAYMTX2 = 8500.PAYMTX2
Set IPAYMTX3 = 8500.PAYMTX3

Field

PROP_NOJ

BSECT3A1.BCurrentProps.BMCHANGE.PROP_NOJ

Description: 8500 Property Number - SHOW ONLY

Form Pane Label: Prop #

SAS Name:

Tag Name:

Inherited Universe:

Universe:

Universe Description:

Question Text: ** SHOW ONLY **

Type: Integer

Length: 2

Min: 1

Max: 20

- Don't Know
- Refuse
- Empty

- On Input
- On Output

Store Instructions: Set PROP_NOJ = 8500.PROP_NOF

Array:

Instrument SAS Name: PROP_NOJ

Destination Data Set: EOPF

Sponsor Field Type: C

Report Section: 03A1

PROPDES

Field

BSECT3A1.BCurrentProps.BMCHANGE.PROPDES

Description: 8500 Property Description - SHOW ONLY

Form Pane Label: Description

SAS Name:

Tag Name:

Inherited Universe:

Universe:

Universe Description:

Question Text: ** SHOW ONLY **

Type: String

Length: 30

- Don't Know
- Refuse
- Empty

- On Input
- On Output

Store Instructions: Set PROPDES = 8500.PROPDESC

Array:

Report Section: 03A1

Field

I_LoanNOF
BSECT3A1.BCurrentProps.BMCHANGE.I_LoanNOF

Description: 8500 Loan Number - SHOW ONLY

Form Pane Label: Loan #

SAS Name:

Tag Name:

Inherited Universe:

Universe:

Universe Description:

Question Text: ** SHOW ONLY **

Type: String

Length: 3

- Don't Know
- Refuse
- Empty

- On Input
- On Output

Store Instructions: Set I_LoanNOF = 8500.LOAN_NOF

Array:

Report Section: 03A1

LoanTyp

Field

BSECT3A1.BCurrentProps.BMCHANGE.LoanTyp

Description: 8500 Loan Type - SHOW ONLY

Form Pane Label: Loan Type

SAS Name:

Tag Name:

Inherited Universe:

Universe:

Universe Description:

Question Text: ** SHOW ONLY **

Type: Integer

Length: 1

Min: 1

Max: 3

- Don't Know
- Refuse
- Empty

- On Input
- On Output

Store Instructions: Set Loantyp = 8500.LOANTYPE

Array:

Report Section: 03A1

Field

IAmount
BSECT3A1.BCurrentProps.BMCHANGE.IAmount

Description: 8500 Loan Amount - SHOW ONLY

Form Pane Label: Previous Amount

SAS Name:

Tag Name:

Inherited Universe:

Universe:

Universe Description:

Question Text: ** SHOW ONLY **

Type: Integer

Length: 9

Min: 1

Max: 99999999

- Don't Know
- Refuse
- Empty

- On Input
- On Output

Store Instructions: IF I_FIXEDRTE = 1 then set IAmount = 8500.MRTPMTX
ELSE set IAmount = 8500.PAYMTX3

Array:

Report Section: 03A1

MCHANGE

Field

BSECT3A1.BCurrentProps.BMCHANGE.MCHANGE

Description: Change in loan payment

Form Pane Label: Payment Change

SAS Name: MCHANGE

Tag Name: MCHANGE

Inherited Universe:

Universe: I_OPF_STAT = 1

Universe Description: This is a "good" loan

Question Text: ^MCHANGE_PREVIOUSLY

Since the first of ^REF_MONTH, did ^YOU_YRCU pay a different amount on this loan due to refinancing, ^ACHANGEDINTERESTRATE change in escrow, paying off the loan, or paying more or less than the amount due?

Fills: MCHANGE_PREVIOUSLY

Instructions: IF IAmount = RESPONSE then fill "Previously, you reported a monthly ^MORTGAGE_LUMPSUM payment ^IAmount_Fill for your ^HOME_PROPDESC."
ELSE leave blank

Fills: MORTGAGE_LUMPSUM

Instructions: IF 8500.LOANTYPE = 1 or LOANTYPE = 1 then fill "mortgage"
ELSE fill "lump sum home equity loan"

Fills: IAmount_Fill

Instructions: fill 'of \$' and entry in IAmount, insert commas as appropriate

Fills: HOME_PROPDESC

Instructions: If OWNYJ = '100' then fill "home"
ELSE fill PROPDESC

Fills: REF_MONTH

Instructions: Set REF_MONTH = 3 months before the interview.
Calculated by taking the INTPER from record type 10 to come up with the base month to start from.

Fills: YOU_YRCU

Instructions: IF NUMHOUSE = 1 then fill "you"
ELSE fill "your household"

Fills: ACHANGEDINTERESTRATE

Instructions: IF I_FIXEDRTE <> 1 then fill "a changed interest rate, a"
ELSE fill "a"

Type: Enumerated
Length: 1

Answer List: TYesNo

Value:	Mnemonic:	Description:
1	Yes	Yes
2	No	No

- Don't Know
- Refuse
- Empty

- On Input
- On Output

Array:

Skip Instructions: 1: Goto MORTCHNG

2,DK,RF: Goto S3J_END

Instrument SAS Name: MCHANGE

Destination Data Set: EOPF

Sponsor Field Type: C

Report Section: 03A1

MORTCHNG

Field

BSECT3A1.BCurrentProps.BMCHANGE.MORTCHNG

Description: Reason for change in loan payment

Form Pane Label: Change Reason

SAS Name: MORTCHNG

Tag Name: MORTCHNG

Inherited Universe:

Universe: MCHANGE = Yes {1}

Universe Description: Yes, there have been changes to this mortgage/lump sum home equity loan.

Question Text: What was the reason for paying a different amount?

Type: Enumerated

Length: 2

Answer List: TMortchnng

Value:	Mnemonic:	Description:
1	Escrow	Change in escrow payment (include changes in property taxes, insurance)
2	Refin	Refinanced ^MORTGAGE_LUMPSUM (this includes changing the term of the ^MORTGAGE_LUMPSUM)
3	Rate	Change in interest rate
4	Payment	Change in amount of the graduated payment for a graduated payment ^MORTGAGE_LUMPSUM
5	Reneg	^MORTGAGE_LUMPSUM_C renegotiated (rollover or renegotiable ^MORTGAGE_LUMPSUM)
6	Paid	Paid Off
7	PaidMore	Paid additional principal or interest
8	Paidless	Paid less than the amount due
9	LateFee	Late fees or other fees
10	Other	Other reasons
11	More	More than one of the above

- Don't Know
- Refuse
- Empty

- On Input
- On Output

Array:

Skip Instructions: 1,4: Goto PYRINIJ
3: Goto NEWMRRTJ
6: Goto MORTCHMO
2,5,10,11,DK,RF: Goto ORWHAT
7: Goto SPECIJX1
8: Goto PYMTJX1
9: Goto FEEAMJX

Instrument SAS Name: MORTCHNG

Destination Data Set: EOPF

Sponsor Field Type: C

Report Section: 03A1

ORWHAT

Field

BSECT3A1.BCurrentProps.BMCHANGE.ORWHAT

Description: Terms of mortgage or home equity loan

Form Pane Label: Mortgage Terms

SAS Name: ORWHAT

Tag Name: ORWHAT

Inherited Universe:

Universe: MORTCHNG = Reneg {5} or MORTCHNG = Refin {2} or MORTCHNG = Other {10} or MORTCHNG = More {11} or MORTCHNG = NONRESPONSE

Universe Description: Loan has been renegotiated, refinanced, other change, more than 1 type of change, don't know type of change or refused type of change.

Question Text: Is this a 30-year ^MORTGAGE_LUMPSUM, a 15-year ^MORTGAGE_LUMPSUM, or something else?

Fills: MORTGAGE_LUMPSUM

Instructions: IF 8500.LOANTYPE = 1 or LOANTYPE = 1 then fill "mortgage"
ELSE fill "lump sum home equity loan"

Type: Enumerated

Length: 1

Answer List: TMTerm

Value:	Mnemonic:	Description:
1	Thirty	30-year
2	Fifteen	15-year
3	SomethingElse	Something else

- Don't Know
- Refuse
- Empty

- On Input
- On Output

Array:

Skip Instructions: 1,2,DK,RF: Goto FIXEDRTJ

3: Goto MRTTERMJ

Instrument SAS Name: ORWHAT

Destination Data Set: EOPF

Sponsor Field Type: C

Report Section: 03A1

MRTTERMJ

Field

BSECT3A1.BCurrentProps.BMCHANGE.MRTTERMJ

Description: Other term for mortgage or home equity loan

Form Pane Label: Specify

SAS Name: MRTTERMJ

Tag Name: MRTTERMJ

Inherited Universe:

Universe: ORWHAT = SomethingElse {3}

Universe Description: Something other than a 15 or 30 year loan.

Question Text: ♦ Enter number of years.

Type: Integer

Length: 2

Min: 1

Max: 50

Don't Know

Refuse

Empty

On Input

On Output

Array:

Skip Instructions: Goto FIXEDRTJ

Instrument SAS Name: MRTTERMJ

Destination Data Set: EOPF

Sponsor Field Type: N

Report Section: 03A1

Field

FIXEDRTJ

BSECT3A1.BCurrentProps.BMCHANGE.FIXEDRTJ

Description: Fixed rate on loan/mortgage

Form Pane Label: Fixed Rate?

SAS Name: FIXEDRTJ

Tag Name: FIXEDRTJ

Inherited Universe:

Universe: MORTCHNG = Reneg {5} or MORTCHNG = Refin {2} or MORTCHNG = Other {10} or
MORTCHNG = More {11} or MORTCHNG = NONRESPONSE

Universe Description: Loan has been renegotiated, refinanced, other change, more than 1 type of change,
don't know type of change or refused type of change.

Question Text: Is this a fixed rate ^MORTGAGE_LUMPSUM?

Fills: MORTGAGE_LUMPSUM

Instructions: IF 8500.LOANTYPE = 1 or LOANTYPE = 1 then fill "mortgage"
ELSE fill "lump sum home equity loan"

Type: Enumerated

Length: 1

Answer List: TYesNo

Value:	Mnemonic:	Description:
1	Yes	Yes
2	No	No

- Don't Know
- Refuse
- Empty

- On Input
- On Output

Array:

Skip Instructions: 1: Goto ORGMRTJX

2,DK,RF: Goto PAYTYPJ

Instrument SAS Name: FIXEDRTJ

Destination Data Set: EOPF

Sponsor Field Type: C

Report Section: 03A1

Field

PAYTYPJ

BSECT3A1.BCurrentProps.BMCHANGE.PAYTYPJ

Description: Type of mortgage or home equity loan payment

Form Pane Label: Payment Type

SAS Name:

Tag Name: PAYTYPJ

Inherited Universe:

Universe: FIXEDRTJ = No {2} or FIXEDRTJ = NONRESPONSE

Universe Description: No, this is not a fixed rate mortgage/lump sum OR
respondent does not know or refuses the fixed rate question

Help Screen: H_PAYTYPE

Question Text: ? [F1]

**There are many different kinds of ^Mortgage_Lumpsums2.
Which one of these comes closest to ^YRS_YRCS?**

- ◆ [Read each item on list.](#)
[Enter all that apply, separate with commas.](#)

Fills: Mortgage_Lumpsums2

Instructions: IF 8500.LOANTYP = 1 then fill "mortgages"
ELSE fill "lump sum home equity loans"

Fills: YRS_YRCS

Instructions: If NUMHOUSE = 1 then fill "yours"
ELSE fill "your household's"

Type: Set

Max Number of Values: 3

Length: 1

Answer List: TPaytype

Value:	Mnemonic:	Description:
1	Variable	Variable or adjustable rate of interest (ARM)
2	Int_only	Interest only
3	Somethingelse	Other - Specify

Don't Know
 Refuse
 Empty

On Input
 On Output

Store Instructions: Set BLS Required Variables

IF Variable {1} IN PAYTYPJ then set VARRTJ = 1
ELSEIF PAYTYPJ = DONTKNOW then set VARRTJ = 9
ELSEIF PAYTYPJ = REFUSAL then set VARRTJ = 8
ELSE set VARRTJ = EMPTY

IF Int_only {2} IN PAYTYPJ then set INTONLJ = 2
ELSEIF PAYTYPJ = DONTKNOW then set INTONLJ = 9
ELSEIF PAYTYPJ = REFUSAL then set INTONLJ = 8
ELSE set INTONLJ = EMPTY

IF Somethingelse {3} IN PAYTYPJ then set OTHRTJ = 3
ELSEIF PAYTYPJ = DONTKNOW then set OTHRTJ = 9
ELSEIF PAYTYPJ = REFUSAL then set OTHRTJ = 8
ELSE set OTHRTJ = EMPTY

Array:

Special Instructions: Answer list options should be in bold black

Skip Instructions: IF 3 selected then goto PAYTOTHJ

ELSE goto ORGMRTJX

Instrument SAS Name: PAYTYPJ

Destination Data Set: EOPF

Sponsor Field Type: N

Report Section: 03A1

Field

PAYTOTHJ

BSECT3A1.BCurrentProps.BMCHANGE.PAYTOTHJ

Description: Other type of mortgage payment

Form Pane Label: Specify

SAS Name: PAYTOTHJ

Tag Name: PAYTOTHJ

Inherited Universe:

Universe: Somethingelse {3} IN PAYTYPJ

Universe Description:

Question Text: * Specify:

Type: String

Length: 30

Don't Know

Refuse

Empty

On Input

On Output

Array:

Skip Instructions: Goto ORGMRTJX

Instrument SAS Name: PAYTOTHJ

Destination Data Set: EOPF

Sponsor Field Type: C

Report Section: 03A1

ORGMRTJX

Field

BSECT3A1.BCurrentProps.BMCHANGE.ORGMRTJX

Description: Principal amount of mortgage or home equity loan

Form Pane Label: Principal Amount

SAS Name: ORGMRTJX

Tag Name: ORGMRTJX

Inherited Universe:

Universe: MORTCHNG = Reneg {5} or MORTCHNG = Refin {2} or MORTCHNG = Other {10} or MORTCHNG = More {11} or MORTCHNG = NONRESPONSE

Universe Description: Loan has been renegotiated, refinanced, other change, more than 1 type of change, don't know type of change or refused type of change.

Question Text: What was the amount of the loan when ^YOU_YRCU ^REF_REN_OB it? Do not include interest.

Fills: YOU_YRCU

Instructions: IF NUMHOUSE = 1 then fill "you"
ELSE fill "your household"

Fills: REF_REN_OB

Instructions: IF MORTCHNG = Refin {2} then fill "refinanced"
ELSEIF MORTCHNG = Reneg {5} then fill "renegotiated"
ELSE fill "first obtained"

Type: Integer

Length: 9

Min: 1

Max: 99999999

Don't Know
 Refuse
 Empty

On Input
 On Output

Store Instructions: IF ORGMRTJX is in range or NONRESPONSE THEN set ORGM_TJX = EMPTY

Array:

Special Instructions: Display a \$ and comma in the entry field.

Skip Instructions: 1-4999: Goto CK_ORGMRTJX

5000-9999: Goto ERR1_ORGMRTJX

10000-99999999: IF ((OWNYJ = 100, 200 or 300) and ORGMRTJX > 1000000) OR
(OWNYJ = 400 and ORGMRTJX > 300000) then goto ERR1_ORGMRTJX
ELSE goto NEWMRRTJ

DK,RF: Goto NEWMRRTJ

Instrument SAS Name: ORGMRTJX

Destination Data Set: EOPF

Sponsor Field Type: N

Report Section: 03A1

CK_ORGMRTJX

Check

BSECT3A1.BCurrentProps.BMCHANGE.CK_ORGMRTJX

Description: Starting TOTAL loan amount is low

Inherited Universe:

Universe: ORGMRTJX >= 1 and ORGMRTJX <= 4999 and ORGMRTJX = RESPONSE

Universe Description:

Text: * Starting TOTAL loan amount is low.

Do NOT enter the monthly payment amount here.

Enter the starting loan amount.

If the starting loan amount is not known, enter Ctrl + D for "Don't know."

Check Instructions:

Type: Hard

Skip Instructions: Go back to ORGMRTJX

Check

ERR1_ORGMRTJX

BSECT3A1.BCurrentProps.BMCHANGE.ERR1_ORGMRTJX

Description: Out of Range Check

Inherited Universe:

Universe: ORGMRTJX = RESPONSE AND
[(ORGMRTJX >= 5000 and ORGMRTJX < 10000) OR ((OWNYJ = '100' or OWNYJ =
'200' or OWNYJ = '300') and ORGMRTJX > 1000000)) OR (OWNYJ = '400' and
ORGMRTJX > 300000)]

Universe Description:

Text: * THE VALUE ENTERED IS UNUSUALLY HIGH OR LOW

PLEASE VERIFY AND IF CORRECT, ENTER ITEM LEVEL NOTE

Check Instructions: IF Suppressed then set ORGM_TJX = 'A1'

Type: Soft

Skip Instructions: Suppress: Goto NEWMRRTJ

All others, go back to ORGMRTJX

NEWMRRTJ

Field

BSECT3A1.BCurrentProps.BMCHANGE.NEWMRRTJ

Description: Interest rate for mortgage or home equity loan

Form Pane Label: Interest Rate

SAS Name: NEWMRRTJ

Tag Name: NEWMRRTJ

Inherited Universe:

Universe: ORGMRTJX = RESPONSE OR ORGMRTJX = NONRESPONSE OR MORTCHNG = Rate {3}

Universe Description: MORTCHNG = 2, 3, 5, 10, 11, DK or RF

Help Screen: H_NEWMRRT

Question Text: ? [F1]

What is the current interest rate for this loan?

✦ Enter percent including decimal

Type: Real / decimal

Length: 6

Min: 0

Max: 99.999

Don't Know

Refuse

Empty

On Input

On Output

Store Instructions: IF NEWMRRTJ is in range or NONRESPONSE then set NEWM_RTJ = EMPTY

Array:

Skip Instructions: 00.000-99.999: IF entry < 1.9 or entry > 8.5 then goto ERR1_NEWMRRT
ELSE goto PYRINIJ

DK,RF: Goto PYRINIJ

Instrument SAS Name: NEWMRRTJ

Destination Data Set: EOPF

Sponsor Field Type: N

Report Section: 03A1

ERR1_NEWMRRTJ

Check

BSECT3A1.BCurrentProps.BMCHANGE.ERR1_NEWMRRTJ

Description: Out of Range Check

Inherited Universe:

Universe: (NEWMRRTJ < 1.9 or NEWMRRTJ > 8.5) AND NEWMRRTJ = RESPONSE

Universe Description:

Text: * THE VALUE ENTERED IS UNUSUALLY HIGH OR LOW

PLEASE VERIFY AND IF CORRECT, ENTER ITEM LEVEL NOTE

Check Instructions: IF Suppressed then set NEWM_RTJ = 'A1'

Type: Soft

Skip Instructions: Suppress: Goto PYRINIJ

All others, go back to NEWMRRTJ

Field

PYRINIJ

BSECT3A1.BCurrentProps.BMCHANGE.PYRINIJ

Description: Included in loan payments; principal, interest, taxes, insurance

Form Pane Label: Included in Payment

SAS Name:


Tag Name: PYRINIJ

Inherited Universe:

Universe: MORTCHNG = Escrow {1} OR MORTCHNG = Payment {4} OR NEWMRRTJ = RESPONSE OR NEWMRRTJ = NONRESPONSE

Universe Description: MORTCHNG = 1, 2, 3, 4, 5, 10, 11, DK or RF

Help Screen: H_PAYINCL

Question Text:  8 ? [F1]

On ^YR_YRCUS last regular payment, which of these things were included?

◆ Enter all that apply, separate with commas

Fills: YR_YRCUS

Instructions: IF NUMHOUSE = 1 then fill "your"
ELSE fill "your household's"

Type: Set

Max Number of Values: 4

Length: 2

Answer List: TPayincl

Value:	Mnemonic:	Description:
1	Principal	Principal?
2	Interest	Interest?
3	Escrow	Escrow or anything else (including property taxes and insurance)?
77	dknow	Don't know

- Don't Know
- Refuse
- Empty

On Input
 On Output

Store Instructions: Set BLS Required Variables

IF Principal {1} IN PYRINIJ then set PYPRINIJ = 1
ELSE set PYPRINIJ = EMPTY

IF Interest {2} IN PYRINIJ then set PYINTSTJ = 2
ELSE set PYINTSTJ = EMPTY

IF Escrow {3} IN PYRINIJ then set PYESCRWJ = 3
ELSE set PYESCRWJ = EMPTY

IF dknow {77} IN PYRINIJ and PYRINIJ.CARDINAL = 1 then set PYPRINIJ,
PYINTSTJ and PYESCRWJ = 9

(If dknow {77} IN PYRINIJ and PYRINIJ.CARDINAL > 1 then
DO NOT store 9 in PYPRINIJ, PYINTSTJ, PYESCRWJ and only store the codes in
the appropriate fields (as designated above))

IF PYRINIJ = REFUSAL then set PYPRINIJ, PYINTSTJ and PYESCRWJ = 8

Array:

Special Instructions: Answer list options should be in bold black, except option 77

Skip Instructions: 1-3,77: IF neither 1 nor 2 were selected then goto CK_PYRINIJ

ELSEIF FIXEDRTJ = 1 OR (FIXEDRTJ = EMPTY and I_FIXEDRTE = 1) then
goto MRTPMTJX
ELSE goto MORTCHMO

RF: IF FIXEDRTJ = 1 OR (FIXEDRTJ = EMPTY and I_FIXEDRTE = 1) then goto
MRTPMTJX
ELSE goto MORTCHMO

Instrument SAS Name: PYRINIJ

Destination Data Set: EOPF

Sponsor Field Type: N

Report Section: 03A1

Check

CK_PYRINIJ
BSECT3A1.BCurrentProps.BMCHANGE.CK_PYRINIJ

Description: Principal and Interest were not selected as things included in the loan payment

Inherited Universe:

Universe: NOT (Principal {1} IN PYRINIJ) AND NOT (Interest {2} IN PYRINIJ) AND PYRINIJ <>
REFUSAL

Universe Description: Principal and Interest were not selected as things included in the last mortgage/lump
sum payment

Text: ♦ [Principal and interest were not included in the mortgage payment.](#)

[Please verify](#)

Check Instructions:

Type: Soft

Skip Instructions: Suppress: IF FIXEDRTJ = 1 OR (FIXEDRTJ = EMPTY and I_FIXEDRTE = 1) then
goto MRTPMTJX
ELSE goto MORTCHMO

All others, go back to PYRINIJ

M RTPMTJX

Field

BSECT3A1.BCurrentProps.BMCHANGE.M RTPMTJX

Description: Total loan payment

Form Pane Label: Total loan payment

SAS Name: M RTPMTJX

Tag Name: M RTPMTJX

Inherited Universe:

Universe: (PYRINIJ = RESPONSE or PYRINIJ = REFUSAL) AND (FIXEDRTJ = Yes {1} OR (FIXEDRTJ = EMPTY and I_FIXEDRTE = Yes))

Universe Description: MORTCHNG = 1, 2, 3, 4, 5, 10, 11, DK or RF AND Fixed rate loan

Help Screen: H_M RTPMTX

Question Text: ? [F1]

How much is ^YR_YRCUS ^MORTGAGE_LUMPSUM payment per month?

Fills: YR_YRCUS

Instructions: IF NUMHOUSE = 1 then fill "your"
ELSE fill "your household's"

Fills: MORTGAGE_LUMPSUM

Instructions: IF 8500.LOANTYPE = 1 or LOANTYPE = 1 then fill "mortgage"
ELSE fill "lump sum home equity loan"

Type: Integer

Length: 9

Min: 1

Max: 99999999

Don't Know
 Refuse
 Empty

On Input
 On Output

Store Instructions: IF M RTPMTJX is in range or NONRESPONSE then set M RTP_TJX = EMPTY

Array:

Special Instructions: Display a \$ and comma in the entry field.

Skip Instructions: IF entry < 70 or entry > 4000 and (ne DK or RF) then goto ERR1_M RTPMTJX

ELSEIF 3 selected in PYRINIJ then goto PRININJX

ELSE goto MORTCHMO

Instrument SAS Name: MRTPMTJX

Destination Data Set: EOPF

Sponsor Field Type: N

Report Section: 03A1

ERR1_M RTPMTJX

Check

BSECT3A1.BCurrentProps.BMCHANGE.ERR1_M RTPMTJX

Description: Out of Range Check

Inherited Universe:

Universe: (M RTPMTJX < 70 or M RTPMTJX > 4000) AND M RTPMTJX = RESPONSE

Universe Description: Monthly loan payment is less than 70 or greater than 4,000

Text: * THE VALUE ENTERED IS UNUSUALLY HIGH OR LOW

PLEASE VERIFY AND IF CORRECT, ENTER ITEM LEVEL NOTE

Check Instructions: IF Suppressed then set M RTP_TJX = 'A1'

Type: Soft

Skip Instructions: Suppress: IF 3 selected in PYRINIJ then goto PRININJX
ELSE goto MORTCHMO

All others, go back to M RTPMTJX

Field

PRININJX

BSECT3A1.BCurrentProps.BMCHANGE.PRININJX

Description: Total loan amount for principal and interest

Form Pane Label: Print/Int Amt

SAS Name: PRININJX

Tag Name: PRININJX

Inherited Universe:

Universe: Escrow {3} IN PYRINIJ AND MRTPMJTJX <> EMPTY

Universe Description:

Question Text: How much of that amount is for ^Prinint_fill?

Fills: Prinint_fill

Instructions: If code 1 and NOT code 2 selected in PYRINIJ, fill "principal"
If code 2 and NOT code 1 selected in PYRINIJ, fill "interest"
ELSE fill "principal and interest"

Type: Integer

Length: 9

Min: 0

Max: 99999999

Don't Know

Refuse

Empty

On Input

On Output

Store Instructions: IF PRININJX is in range or NONRESPONSE then set PRIN_NJX = EMPTY

Array:

Special Instructions: Display a \$ and comma in the entry field.

Skip Instructions: 0-99999999: IF entry < 40 or entry > 4000 then goto ERR1_PRININJX
ELSEIF PRININJX > MRTPMJTJX then goto CK_PRININJX
ELSE goto MORTCHMO

DK,RF: Goto MORTCHMO

Instrument SAS Name: PRININJX

Destination Data Set: EOPF

Sponsor Field Type: N

Report Section: 03A1

Check

ERR1_PRININJX

BSECT3A1.BCurrentProps.BMCHANGE.ERR1_PRININJX

Description: Out of Range Check

Inherited Universe:

Universe: (PRININJX < 40 or PRININJX > 4000) AND PRININJX = RESPONSE

Universe Description: PRININJX is less than 40 or greater than 4,000

Text: * THE VALUE ENTERED IS UNUSUALLY HIGH OR LOW

PLEASE VERIFY AND IF CORRECT, ENTER ITEM LEVEL NOTE

Check Instructions: IF Suppressed then set PRIN_NJX = 'A1'

Type: Soft

Skip Instructions: Suppress: Goto MORTCHMO

All others, go back to PRININJX

CK_PRININJX

Check

BSECT3A1.BCurrentProps.BMCHANGE.CK_PRININJX

Description: \$ principal and interest greater than total \$

Inherited Universe:

Universe: PRININJX > MRTPMTJX and PRININJX = RESPONSE and MRTPMTJX = RESPONSE

Universe Description:

Text: * [Cannot exceed total payment](#)

Check Instructions:

Type: Hard

Skip Instructions: Go back to PRININJX

Field

MORTCHMO

BSECT3A1.BCurrentProps.BMCHANGE.MORTCHMO

Description: Month of mortgage/home equity loan change

Form Pane Label: Month

SAS Name: MORTCHMO

Tag Name: MORTCHMO

Inherited Universe:

Universe: (MORTCHNG.ord >= 1 and MORTCHNG.ord <= 6) or MORTCHNG = Other {10} or MORTCHNG = More {11} or MORTCHNG = NONRESPONSE

Universe Description: MORTCHNG = 1-6, 10, 11, DK or RF

Question Text: In what month did ^youpayoff_amtchange?

Fills: youpayoff_amtchange

Instructions: IF MORTCHNG = Paid {6} then fill "you pay off your ^Mortgage_Lumpsum"
ELSE fill "your ^Mortgage_Lumpsum change"

Fills: Mortgage_Lumpsum

Instructions: IF 8500.LOANTYP = 1 then fill "mortgage"
ELSE fill "lump sum home equity loan"

Type: Enumerated

Length: 2

Answer List: TMONTH

Value:	Mnemonic:	Description:
1	Jan	January
2	Feb	February
3	Mar	March
4	Apr	April
5	May	May
6	Jun	June
7	Jul	July
8	Aug	August
9	Sep	September
10	Oct	October
11	Nov	November

12 Dec December

- Don't Know
- Refuse
- Empty

- On Input
- On Output

Array:

Skip Instructions: IF RESPONSE is not in the reference period then goto CK_MORTCHMO

ELSEIF (FIXEDRTJ = 2, DK or RF) or (FIXEDRTJ <> 1 AND I_FIXEDRTE = 2, DK or RF) then goto PYMTJX1

ELSEIF MORTCHNG = 10 or 11 goto MORTSPJC

ELSE goto S3J_END

Instrument SAS Name: MORTCHMO

Destination Data Set: EOPF

Sponsor Field Type: C

Report Section: 03A1

Check

CK_MORTCHMO

BSECT3A1.BCurrentProps.BMCHANGE.CK_MORTCHMO

Description: Month not within Reference period

Inherited Universe:

Universe: MORTCHMO is not in the reference period AND MORTCHMO = RESPONSE

Universe Description:

Text: * Month selected is not within the reference period

Confirm that month selected is outside the reference period.

Check Instructions:

Type: Soft

Skip Instructions: SUPPRESS: IF (FIXEDRTJ = 2, D, R) or (FIXEDRTJ <> 1 AND I_FIXEDRTE = 2, D, R) then goto PYMTJX1
ELSEIF MORTCHNG = 10 or 11 goto MORTSPJC
ELSE goto S3J_END

All others, go back to MORTCHMO

PYMTJX1

Field

BSECT3A1.BCurrentProps.BMCHANGE.PYMTJX1

Description: Reference month payment

Form Pane Label: ^REF_Month payment

SAS Name: PYMTJX1

Tag Name: PYMTJX1

Inherited Universe:

Universe: MORTCHNG = PaidLess {8} OR
((MORTCHMO = RESPONSE or MORTCHMO = NONRESPONSE) and
[(FIXEDRTJ = No {2} or FIXEDRTJ = NONRESPONSE) or
(FIXEDRTJ <> Yes and (I_FIXEDRTE = No {2} or I_FIXEDRTE =
NONRESPONSE))])

Universe Description:

Help Screen: H_MRTPMTX

Question Text: ? [F1]

**How much was ^YR_YRCUS payment on this ^MORTGAGE_LUMPSUM in
^REF_MONTH?**

Fills: MORTGAGE_LUMPSUM

Instructions: IF 8500.LOANTYPE = 1 or LOANTYPE = 1 then fill "mortgage"
ELSE fill "lump sum home equity loan"

Fills: YR_YRCUS

Instructions: IF NUMHOUSE = 1 then fill "your"
ELSE fill "your household's"

Fills: REF_MONTH

Instructions: Set REF_MONTH = 3 months before the interview.
Calculated by taking the INTPER from record type 10 to come up with the base
month to start from.

Type: Integer

Length: 9

Min: 0

Max: 99999999

- Don't Know
- Refuse
- Empty

- On Input
- On Output

Store Instructions: IF PYMTJX1 is in range or NONRESPONSE then set PYMTJX1_ = EMPTY

Array:

Special Instructions: Display a \$ and comma in the entry field.

Skip Instructions: 1-99999999,DK,RF: IF PYMTJX1 = 1-70 or PYMTJX1 > 4000 and (ne DK or RF then
goto ERR1_PYMTJX1
ELSEIF (3 selected in PYRINIJ) or I_PAYESCRW = 3 then goto PRNINJX1
ELSE goto PYMTJX2

0: Goto PYMTJX2

Instrument SAS Name: PYMTJX1

Destination Data Set: EOPF

Sponsor Field Type: N

Report Section: 03A1

ERR1_PYMTJX1

Check

BSECT3A1.BCurrentProps.BMCHANGE.ERR1_PYMTJX1

Description: Out of Range Check

Inherited Universe:

Universe: ((PYMTJX1 >= 1 and PYMTJX1 <= 70) or PYMTJX1 > 4000) AND PYMTJX1 = RESPONSE

Universe Description:

Text: * THE VALUE ENTERED IS UNUSUALLY HIGH OR LOW

PLEASE VERIFY AND IF CORRECT, ENTER ITEM LEVEL NOTE

Check Instructions: IF suppressed then set PYMTJX1 = 'A1'

Type: Soft

Skip Instructions: Suppress: IF 3 selected in PYRINIJ or I_PAYESCRW = 3
then goto PRNINJX1
ELSE goto PYMTJX2

All others, go back to PYMTJX1

Field

PRNINJX1

BSECT3A1.BCurrentProps.BMCHANGE.PRNINJX1

Description: Reference month principal/interest

Form Pane Label: Prin/Int Amt

SAS Name: PRNINJX1

Tag Name: PRNINJX1

Inherited Universe:

Universe: ((PYMTJX1 = RESPONSE or PYMTJX1 = NONRESPONSE) and PYMTJX1 <> 0)
AND (Escrow {3} IN PYRINIJ or I_PAYESCRW = 3)

Universe Description:

Question Text: How much of that amount is for ^Prinint_fill?

Fills: Prinint_fill

Instructions: If code 1 and NOT code 2 selected in PYRINIJ, fill "principal"
If code 2 and NOT code 1 selected in PYRINIJ, fill "interest"
ELSE fill "principal and interest"

Type: Integer

Length: 9

Min: 0

Max: 99999999

Don't Know
 Refuse
 Empty

On Input
 On Output

Store Instructions: IF PRNINJX1 is in range or NONRESPONSE then set PRNI_JX1 = EMPTY

Array:

Special Instructions: Display a \$ and comma in the entry field.

Skip Instructions: 0-99999999: IF PRNINJX1 < 40 or PRNINJX1 > 4000 then goto ERR1_PRNINJX1
ELSEIF PRNINJX1 > PYMTJX1 then goto CK_PRNINJX1
ELSE goto PYMTJX2

DK,RF: Goto PYMTJX2

Instrument SAS Name: PRNINJX1

Destination Data Set: EOPF

Sponsor Field Type: N

Report Section: 03A1

Check

ERR1_PRNINJX1
BSECT3A1.BCurrentProps.BMCHANGE.ERR1_PRNINJX1

Description: Out of Range Check

Inherited Universe:

Universe: (PRNINJX1 < 40 or PRNINJX1 > 4000) AND PRNINJX1 = RESPONSE

Universe Description:

Text: * THE VALUE ENTERED IS UNUSUALLY HIGH OR LOW

PLEASE VERIFY AND IF CORRECT, ENTER ITEM LEVEL NOTE

Check Instructions: IF suppressed then set PRNI_JX1 = 'A1'

Type: Soft

Skip Instructions: Suppress: Goto PYMTJX2

All others, go back to PRNINJX1

CK_PRNINJX1

Check

BSECT3A1.BCurrentProps.BMCHANGE.CK_PRNINJX1

Description: Principal/Interest \$ > total \$

Inherited Universe:

Universe: (PRNINJX1 > PYMTJX1) AND PRNINJX1 = RESPONSE and PYMTJX1 = RESPONSE

Universe Description:

Text: * [Cannot exceed total payment](#)

Check Instructions:

Type: Hard

Skip Instructions: Go back to PRNINJX1

Field

PYMTJX2

BSECT3A1.BCurrentProps.BMCHANGE.PYMTJX2

Description: Month 2 payment

Form Pane Label: ^TWO_MONTH Payment

SAS Name: PYMTJX2

Tag Name: PYMTJX2

Inherited Universe:

Universe: PYMTJX1 = RESPONSE or PYMTJX1 = NONRESPONSE

Universe Description:

Question Text: How much was ^YR_YRCUS payment on this ^MORTGAGE_LUMPSUM in ^TWO_MONTH?

Fills: TWO_MONTH

Instructions: TWO_MONTH = month 2 months before the interview.

Calculated by taking the INTPER from record type 10 to come up with the base month to start from.

Fills: YR_YRCUS

Instructions: IF NUMHOUSE = 1 then fill "your"
ELSE fill "your household's"

Fills: MORTGAGE_LUMPSUM

Instructions: IF 8500.LOANTYPE = 1 or LOANTYPE = 1 then fill "mortgage"
ELSE fill "lump sum home equity loan"

Type: Integer

Length: 9

Min: 0

Max: 99999999

- Don't Know
- Refuse
- Empty

- On Input
- On Output

Store Instructions: IF PYMTJX2 is in range or NONRESPONSE then set PYMTJX2_ = EMPTY

Array:

Special Instructions: Display a \$ and comma in the entry field.

Skip Instructions: 1-99999999,DK,RF: IF PYMTJX2 = 1-70 or PYMTJX2 > 4000 and PYMTJX2 <> DK
or RF then goto ERR1_PYMTJX2
ELSEIF 3 selected in PYRINIJ or I_PAYESCRW = 3 then goto
PRNINJX2
ELSE goto PYMTJX3

0: Goto PYMTJX3

Instrument SAS Name: PYMTJX2

Destination Data Set: EOPF

Sponsor Field Type: N

Report Section: 03A1

Date Implemented (YYYY-MM-DD): April 2007

Check

ERR1_PYMTJX2

BSECT3A1.BCurrentProps.BMCHANGE.ERR1_PYMTJX2

Description: Out of Range Check

Inherited Universe:

Universe: ((PYMTJX2 >= 1 and PYMTJX2 <= 70) or PYMTJX2 > 4000) AND PYMTJX2 =
NONRESPONSE

Universe Description:

Text: * THE VALUE ENTERED IS UNUSUALLY HIGH OR LOW

PLEASE VERIFY AND IF CORRECT, ENTER ITEM LEVEL NOTE

Check Instructions: IF suppressed then set PYMTJX2_ = 'A1'

Type: Soft

Skip Instructions: Suppress: IF 3 selected in PYRINIJ or I_PAYESCRW = 3 then goto PRNINJX2
ELSE PYMTJX3

All others, go back to PYMTJX2

PRNINJX2

Field

BSECT3A1.BCurrentProps.BMCHANGE.PRNINJX2

Description: Month 2 principal/interest

Form Pane Label: Month 2 Prin/int

SAS Name: PRNINJX2

Tag Name: PRNINJX2

Inherited Universe:

Universe: ((PYMTJX2 = RESPONSE or PYMTJX2 = NONRESPONSE) and PYMTJX2 <> 0)
AND (Escrow {3} IN PYRINIJ or I_PAYESCRW = 3)

Universe Description:

Question Text: How much of that amount is for ^Prinint_fill?

Fills: Prinint_fill

Instructions: If code 1 and NOT code 2 selected in PYRINIJ, fill "principal"
If code 2 and NOT code 1 selected in PYRINIJ, fill "interest"
ELSE fill "principal and interest"

Type: Integer

Length: 9

Min: 0

Max: 99999999

- Don't Know
- Refuse
- Empty

- On Input
- On Output

Store Instructions: IF PRNINJX2 is in range or NONRESPONSE then set PRNI_JX2 = EMPTY

Array:

Special Instructions: Display a \$ and comma in the entry field.

Skip Instructions: 0-999999999: IF PRNINJX2 > PYMTJX2 then goto CK_PRNINJX2
ELSEIF PRNINJX2 < 40 or PRNINJX2 > 4000 then goto ERR1_PRNINJX2
ELSE goto PYMTJX3

DK,RF: Goto PYMTJX3

Instrument SAS Name: PRNINJX2

Destination Data Set: EOPF

Sponsor Field Type: N

Report Section: 03A1

Date Implemented (YYYY-MM-DD): April 2007

ERR1_PRNINJX2

Check

BSECT3A1.BCurrentProps.BMCHANGE.ERR1_PRNINJX2

Description: Out of Range Check

Inherited Universe:

Universe: (PRNINJX2 < 40 or PRNINJX2 > 4000) AND PRNINJX2 = RESPONSE

Universe Description:

Text: * THE VALUE ENTERED IS UNUSUALLY HIGH OR LOW

PLEASE VERIFY AND IF CORRECT, ENTER ITEM LEVEL NOTE

Check Instructions: IF suppressed then set PRNI_JX2 = 'A1'

Type: Soft

Skip Instructions: Suppress: Goto PYMTJX3

All others, go back to PRNINJX2

Check

CK_PRNINJX2

BSECT3A1.BCurrentProps.BMCHANGE.CK_PRNINJX2

Description: Principal/Interest \$ > Total \$

Inherited Universe:

Universe: PRNINJX2 > PYMTJX2 AND PRNINJX2 = RESPONSE AND PYMTJX2 = RESPONSE

Universe Description:

Text: * [Cannot exceed total payment.](#)

Check Instructions:

Type: Hard

Skip Instructions: Go back to PRNINJX2

PYMTJX3

Field

BSECT3A1.BCurrentProps.BMCHANGE.PYMTJX3

Description: Last month payment

Form Pane Label: ^Last_Month Payment

SAS Name: PYMTJX3

Tag Name: PYMTJX3

Inherited Universe:

Universe: PYMTJX2 = RESPONSE or PYMTJX2 = NONRESPONSE

Universe Description:

Question Text: How much was ^YR_YRCUS payment on this ^MORTGAGE_LUMPSUM in ^LAST_MONTH?

Fills: YR_YRCUS

Instructions: IF NUMHOUSE = 1 then fill "your"
ELSE fill "your household's"

Fills: MORTGAGE_LUMPSUM

Instructions: IF 8500.LOANTYPE = 1 or LOANTYPE = 1 then fill "mortgage"
ELSE fill "lump sum home equity loan"

Fills: LAST_MONTH

Instructions: LAST_MONTH = last month before the interview.

Calculated by taking the INTPER from record type 10 to come up with the base month to start from.

Type: Integer

Length: 9

Min: 0

Max: 99999999

- Don't Know
- Refuse
- Empty

- On Input
- On Output

Store Instructions: IF PYMTJX3 is in range or NONRESPONSE then set PYMTJX3_ = EMPTY

Array:

Special Instructions: Display a \$ and comma in the entry field.

Skip Instructions: IF (PYMTJX3 = 1-70 or PYMTJX3 > 4000) and PYMTJX3 <> DK or RF then goto ERR1_PYMTJX3

ELSEIF PAYMTJX3 <> 0 AND 3 selected in PYRINIJ or I_PAYESCRW = 3 then goto PRNINJX3

ELSEIF MORTCHNG = 10 or 11 then goto MORTSPJC

ELSE goto S3J_END

Instrument SAS Name: PYMTJX3

Destination Data Set: EOPF

Sponsor Field Type: N

Report Section: 03A1

Date Implemented (YYYY-MM-DD): April 2007

ERR1_PYMTJX3

Check

BSECT3A1.BCurrentProps.BMCHANGE.ERR1_PYMTJX3

Description: Out of Range Check

Inherited Universe:

Universe: ((PYMTJX3 >= 1 and PYMTJX3 <= 70) or PYMTJX3 > 4000) AND PYMTJX3 = RESPONSE

Universe Description:

Text: * THE VALUE ENTERED IS UNUSUALLY HIGH OR LOW

PLEASE VERIFY AND IF CORRECT, ENTER ITEM LEVEL NOTE

Check Instructions: IF suppressed then set PYMTJX3_ = 'A1'

Type: Soft

Skip Instructions: Suppress: IF 3 selected in PYRINIJ or I_PAYESCRW = 3 then goto PRNINJX3

ELSEIF MORTCHNG = 10 or 11 then goto MORTSPJC
ELSE goto S3J_END

All others, go back to PYMTJX3

Field

PRNINJX3

BSECT3A1.BCurrentProps.BMCHANGE.PRNINJX3

Description: Last month principal/interest

Form Pane Label: Month Prin/int

SAS Name: PRNINJX3

Tag Name: PRNINJX3

Inherited Universe:

Universe: ((PYMTJX3 = RESPONSE or PYMTJX3 = NONRESPONSE) and PYMTJX3 <> 0)
AND
(Escrow {3} IN PYRINIJ or I_PAYESCRW = 3)

Universe Description:

Question Text: How much of that amount is for ^Prinint_fill?

Fills: Prinint_fill

Instructions: If code 1 and NOT code 2 selected in PYRINIJ, fill "principal"
If code 2 and NOT code 1 selected in PYRINIJ, fill "interest"
ELSE fill "principal and interest"

Type: Integer

Length: 9

Min: 0

Max: 99999999

- Don't Know
- Refuse
- Empty

- On Input
- On Output

Store Instructions: IF PRNINJX3 is in range or NONRESPONSE then set PRNI_JX3 = EMPTY

Array:

Special Instructions: Display a \$ and comma in the entry field.

Skip Instructions: 0-99999999: IF PRNINJX3 > PYMTJX3 then goto CK_PRNINJX3
ELSEIF PRNINJX3 < 40 or PRNINJX3 > 4000 then goto ERR1_PRNINJX3
ELSEIF MORTCHNG = 10 or 11 then goto MORTSPJC

ELSE goto S3J_END

DK,RF: IF MORTCHNG = 10 or 11 then goto MORTSPJC
ELSE goto S3J_END

Instrument SAS Name: PRNINJX3

Destination Data Set: EOPF

Sponsor Field Type: N

Report Section: 03A1

Date Implemented (YYYY-MM-DD): April 2007

Check

ERR1_PRNINJX3

BSECT3A1.BCurrentProps.BMCHANGE.ERR1_PRNINJX3

Description: Out of Range Check

Inherited Universe:

Universe: (PRNINJX3 < 40 or PRNINJX3 > 4000) AND PRNINJX3 = RESPONSE

Universe Description:

Text: * THE VALUE ENTERED IS UNSUALLY HIGH OR LOW

PLEASE VERIFY AND IF CORRECT, ENTER ITEM LEVEL NOTE

Check Instructions: IF suppressed then set PRNI_JX3 = 'A1'

Type: Soft

Skip Instructions: Suppress: IF MORTCHNG = 10 or 11 then goto MORTSPJC
ELSE goto S3J_END

All others, go back to PRNINJX3

CK_PRNINJX3

Check

BSECT3A1.BCurrentProps.BMCHANGE.CK_PRNINJX3

Description: Principal/Interest \$ > Total \$

Inherited Universe:

Universe: PRNINJX3 > PYMTJX3 AND PRNINJX3 = RESPONSE AND PYMTJX3 = RESPONSE

Universe Description:

Text: * Cannot exceed total payment.

Check Instructions:

Type: Hard

Skip Instructions: Go back to PRNINJX3

Field

FEEAMJX

BSECT3A1.BCurrentProps.BMCHANGE.FEEAMJX

Description: Late Fees

Form Pane Label: Late Fees

SAS Name: FEEAMJX

Tag Name: FEEAMJX

Inherited Universe:

Universe: MORTCHNG = LateFee {9}

Universe Description:

Question Text: Since the first of ^REF_MONTH, how much did ^YOU_YRCU pay in total for late fees or other fees?

Fills: REF_MONTH

Instructions: Set REF_MONTH = 3 months before the interview.

Calculated by taking the INTPER from record type 10 to come up with the base month to start from.

Fills: YOU_YRCU

Instructions: IF NUMHOUSE = 1 then fill "you"

ELSE fill "your household"

Type: Integer

Length: 9

Min: 0

Max: 99999999

Don't Know

Refuse

Empty

On Input

On Output

Store Instructions: IF FEEAMJX is in range or NONRESPONSE then set FEEAMJX_ = EMPTY

Array:

Skip Instructions: IF FEEAMJX < 5 OR

(IMRTPMTX <> 0, DK, RF, or EMPTY and FEEAMJX > (.1*IMRTPMTX)) OR

(IPAYMTX1 <> 0, DK, RF, or EMPTY and FEEAMJX > (.1*IPAYMTX1)) OR
(IPAYMTX2 <> 0, DK, RF, or EMPTY and FEEAMJX > (.1*IPAYMTX2)) OR
(IPAYMTX3 <> 0, DK, RF, or EMPTY and FEEAMJX > (.1*IPAYMTX3)) then
goto ERR1_FEEAMJX

ELSE goto S3J_END

Instrument SAS Name: FEEAMJX

Destination Data Set: EOPF

Sponsor Field Type: N

Report Section: 3A1-F

Date Implemented (YYYY-MM-DD): April 2024

Check

ERR1_FEEAMJX

BSECT3A1.BCurrentProps.BMCHANGE.ERR1_FEEAMJX

Description: Out of Range Check

Inherited Universe:

Universe: FEEAMJX = RESPONSE AND
[FEEAMJX < 5 OR
(IMRTPMTX <> 0 and IMRTPMTX = RESPONSE and FEEAMJX > (.1*IMRTPMTX))
OR
(IPAYMTX1 <> 0 and IPAYMTX1 = RESPONSE and FEEAMJX > (.1*IPAYMTX1))
OR
(IPAYMTX2 <> 0 and IPAYMTX2 = RESPONSE and FEEAMJX > (.1*IPAYMTX2))
OR
(IPAYMTX3 <> 0 and IPAYMTX3 = RESPONSE and FEEAMJX > (.1*IPAYMTX3))]

Universe Description:

Text: * THE VALUE ENTERED IS UNUSUALLY HIGH OR LOW

PLEASE VERIFY AND IF CORRECT, ENTER ITEM LEVEL NOTE

Check Instructions: IF Suppressed then set FEEAMJX_ = 'A1'

Type: Soft

Skip Instructions: Suppress: Goto S3J_END

All others, go back to FEEAMJX

MORTSPJC

Field

BSECT3A1.BCurrentProps.BMCHANGE.MORTSPJC

Description: Paid more principal or interest

Form Pane Label: Paid more Prin/Int

SAS Name: MORTSPJC

Tag Name: MORTSPJC

Inherited Universe:

Universe: MORTCHNG = Other {10} or MORTCHNG = More {11}

Universe Description:

Question Text: Since the first of ^REF_MONTH not including this month, have ^YOU_ANYMEM paid more principal or interest than the amount required on this ^MORTGAGE_LUMPSUM?

Fills: YOU_ANYMEM

Instructions: IF NUMHOUSE = 1 then fill "you"
ELSE fill "you or any members of your household"

Fills: MORTGAGE_LUMPSUM

Instructions: IF 8500.LOANTYPE = 1 or LOANTYPE = 1 then fill "mortgage"
ELSE fill "lump sum home equity loan"

Fills: REF_MONTH

Instructions: Set REF_MONTH = 3 months before the interview.
Calculated by taking the INTPER from record type 10 to come up with the base month to start from.

Type: Enumerated

Length: 1

Answer List: TYesNo

Value:	Mnemonic:	Description:
1	Yes	Yes
2	No	No

- Don't Know
- Refuse
- Empty

On Input
 On Output

Array:

Skip Instructions: 1: Goto SPECIJX1

2,DK,RF: Goto S3J_END

Instrument SAS Name: MORTSPJC

Destination Data Set: EOPF

Sponsor Field Type: C

Report Section: 03A1

Date Implemented (YYYY-MM-DD): April 2024

SPECIJX1

Field

BSECT3A1.BCurrentProps.BMCHANGE.SPECIJX1

Description: Paid how much more principal or interest in ref month

Form Pane Label: Add Ref Month

SAS Name: SPECIJX1

Tag Name: SPECIJX1

Inherited Universe:

Universe: MORTSPJC = Yes {1} or MORTCHNG = PaidMore {7}

Universe Description:

Question Text: How much EXTRA did ^YOU_ANYMEM pay in ^REF_MONTH?

✦ If nothing extra was paid in ^REF_MONTH, enter zero.

Fills: YOU_ANYMEM

Instructions: IF NUMHOUSE = 1 then fill "you"

ELSE fill "you or any members of your household"

Fills: REF_MONTH

Instructions: Set REF_MONTH = 3 months before the interview.

Calculated by taking the INTPER from record type 10 to come up with the base month to start from.

Type: Integer

Length: 7

Min: 0

Max: 999999

- Don't Know
- Refuse
- Empty

- On Input
- On Output

Array:

Special Instructions: IF SPECIJX1 is in range or NONRESPONSE then set SPEC_JX1 = EMPTY

Skip Instructions: IF SPECIJX1 = DK or RF then goto SPECIJX2

```
ELSEIF FIXEDRTJ = 1 and MRTPMTJX = DK or RF then goto SPECIJX2
ELSEIF FIXEDRTJ <> 1 and PYMTJX1 = DK or RF then goto SPECIJX2

ELSEIF MORTCHNG = PaidMore {7} Then
  IF IMRTPMTX <> 0, DK, RF, or EMPTY and
    [ (IMRTPMTX > 4000 and SPECIJX1 > (0.5*IMRTPMTX)) or
      (IMRTPMTX <= 4000 and SPECIJX1 > (0.8*IMRTPMTX)) ] then goto
ERR1_SPECIJX1
  ELSEIF IPAYMTX1 <> 0, DK, RF, or EMPTY and
    [ (IPAYMTX1 > 4000 and SPECIJX1 > (0.5* IPAYMTX1)) or
      (IPAYMTX1 <= 4000 and SPECIJX1 > (0.8* IPAYMTX1)) ] then
    goto ERR1_SPECIJX1
  ELSE goto SPECIJX2
  END

ELSEIF FIXEDRTJ = 1 then
  IF (MRTPMTJX > 4000 and SPECIJX1 > (0.5*MRTPMTJX)) or
    (MRTPMTJX <= 4000 and SPECIJX1 > (0.8*MRTPMTJX)) then goto
ERR1_SPECIJX1
  ELSE goto SPECIJX2
  END

ELSEIF (PYMTJX1 > 4000 and SPECIJX1 > (0.5*PYMTJX1)) or
  (PYMTJX1 <= 4000 and SPECIJX1 > (0.8*PYMTJX1)) then goto
ERR1_SPECIJX1

ELSE goto SPECIJX2
END
```

Instrument SAS Name: SPECIJX1

Destination Data Set: EOPF

Sponsor Field Type: N

Report Section: 3A1-F

Date Implemented (YYYY-MM-DD): April 2024

ERR1_SPECIJX1

Check

BSECT3A1.BCurrentProps.BMCHANGE.ERR1_SPECIJX1

Description: Out of Range Check

Inherited Universe:

Universe: SPECIJX1 = RESPONSE AND [
[MORTCHNG = PaidMore {7} and
((IMRTPMTX <> 0 and IMRTPMTX = RESPONSE and
((IMRTPMTX > 4000 and SPECIJX1 > (0.5*IMRTPMTX)) or
(IMRTPMTX <= 4000 and SPECIJX1 > (0.8*IMRTPMTX))))
or
(IPAYMTX1 <> 0 and IPAYMTX1 = RESPONSE and
((IPAYMTX1 > 4000 and SPECIJX1 > (0.5*IPAYMTX1)) or
(IPAYMTX1 <= 4000 and SPECIJX1 > (0.8*IPAYMTX1))))]

OR
(FIXEDRTJ = Yes {1} and MRTPMTJX = RESPONSE and
((MRTPMTJX > 4000 and SPECIJX1 > (0.5*MRTPMTJX)) or
(MRTPMTJX <= 4000 and SPECIJX1 > (0.8*MRTPMTJX))))
OR
(FIXEDRTJ <> Yes {1} and PYMTJX1 = RESPONSE and
((PYMTJX1 > 4000 and SPECIJX1 > (0.5*PYMTJX1)) or
(PYMTJX1 <= 4000 and SPECIJX1 > (0.8 *PYMTJX1))))]

Universe Description:

Text: ♦ THE VALUE ENTERED IS UNUSUALLY HIGH OR LOW

PLEASE VERIFY AND IF CORRECT, ENTER ITEM LEVEL NOTE

Check Instructions: IF Suppressed then set SPEC_JX1= 'A1'

Type: Soft

Skip Instructions: Suppress: Goto SPECIJX2

All others, go back to SPECIJX1

Field

SPECIJX2

BSECT3A1.BCurrentProps.BMCHANGE.SPECIJX2

Description: Paid how much more principal or interest in month 2

Form Pane Label: Add Month 2

SAS Name: SPECIJX2

Tag Name: SPECIJX2

Inherited Universe:

Universe: MORTSPJC = Yes {1} or MORTCHNG = PaidMore {7}

Universe Description:

Question Text: How much EXTRA did ^YOU_ANYMEM pay in ^TWO_MONTH?

✦ If nothing extra was paid in ^TWO_MONTH, enter zero

Fills: YOU_ANYMEM

Instructions: IF NUMHOUSE = 1 then fill "you"

ELSE fill "you or any members of your household"

Fills: TWO_MONTH

Instructions: TWO_MONTH = month 2 months before the interview.

Calculated by taking the INTPER from record type 10 to come up with the base month to start from.

Type: Integer

Length: 7

Min: 0

Max: 999999

Don't Know

Refuse

Empty

On Input

On Output

Store Instructions: IF SPECIJX2 is in range or NONRESPONSE then set SPEC_JX2 = EMPTY

Array:

Skip Instructions: IF SPECIJX2 = DK or RF then goto SPECIJX3
ELSEIF FIXEDRTJ = 1 and MRTPMTJX = DK or RF then goto SPECIJX3
ELSEIF FIXEDRTJ <> 1 and PYMTJX2 = DK or RF then goto SPECIJX3

ELSEIF MORTCHNG = PaidMore {7} Then
IF IMRTPMTX <> 0, DK, RF, or EMPTY and
[(IMRTPMTX > 4000 and SPECIJX2 > (0.5*IMRTPMTX)) or
(IMRTPMTX <= 4000 and SPECIJX2 > (0.8*IMRTPMTX))] then goto
ERR1_SPECIJX2
ELSEIF IPAYMTX2 <> 0, DK, RF, or EMPTY and
[(IPAYMTX2 > 4000 and SPECIJX2 > (0.5* IPAYMTX2)) or
(IPAYMTX2 <= 4000 and SPECIJX2 > (0.8* IPAYMTX2))] then
goto ERR1_SPECIJX2
ELSE goto SPECIJX3
END

ELSEIF FIXEDRTJ = 1 then
IF (MRTPMTJX > 4000 and SPECIJX2 > (0.5*MRTPMTJX)) or
(MRTPMTJX <= 4000 and SPECIJX2 > (0.8*MRTPMTJX)) then goto
ERR1_SPECIJX2
ELSE goto SPECILX3
END

ELSEIF (PYMTJX2 > 4000 and SPECIJX2 > (0.5*PYMTJX2)) or
(PYMTJX2 <= 4000 and SPECIJX2 > (0.8*PYMTJX2)) then goto
ERR1_SPECIJX2

ELSE goto SPECIJX3
END

Instrument SAS Name: SPECIJX2

Destination Data Set: EOPF

Sponsor Field Type: N

Report Section: 3A1-F

Date Implemented (YYYY-MM-DD): April 2024

Check

ERR1_SPECIJX2

BSECT3A1.BCurrentProps.BMCHANGE.ERR1_SPECIJX2

Description: Out of Range Check

Inherited Universe:

Universe: SPECIJX2 = RESPONSE AND [
[MORTCHNG = PaidMore {7} and
((IMRTPMTX <> 0 and IMRTPMTX = RESPONSE and
((IMRTPMTX > 4000 and SPECIJX2 > (0.5*IMRTPMTX)) or
(IMRTPMTX <= 4000 and SPECIJX2 > (0.8*IMRTPMTX))))
or
(IPAYMTX2 <> 0 and IPAYMTX2 = RESPONSE and
((IPAYMTX2 > 4000 and SPECIJX2 > (0.5*IPAYMTX2)) or
(IPAYMTX2 <= 4000 and SPECIJX2 > (0.8*IPAYMTX2))))]]

OR
(FIXEDRTJ = Yes {1} and MRTPMTJX = RESPONSE and
((MRTPMTJX > 4000 and SPECIJX2 > (0.5*MRTPMTJX)) or
(MRTPMTJX <= 4000 and SPECIJX2 > (0.8*MRTPMTJX))))

OR
(FIXEDRTJ <> Yes {1} and PYMTJX2 = RESPONSE and
((PYMTJX2 > 4000 and SPECIJX2 > (0.5*PYMTJX2)) or
(PYMTJX2 <= 4000 and SPECIJX2 > (0.8 *PYMTJX2))))]]

Universe Description: Out of Range Check

Text: * THE VALUE ENTERED IS UNUSUALLY HIGH OR LOW

PLEASE VERIFY AND IF CORRECT, ENTER ITEM LEVEL NOTE

Check Instructions: IF Suppressed then set SPEC_JX2 = 'A1'

Type: Soft

Skip Instructions: Suppress: Goto SPECIJX3

All others, go back to SPECIJX2

SPECIJX3

Field

BSECT3A1.BCurrentProps.BMCHANGE.SPECIJX3

Description: Paid how much more principal or interest last month

Form Pane Label: Add Last Month

SAS Name: SPECIJX3

Tag Name: SPECIJX3

Inherited Universe:

Universe: MORTSPJC = Yes {1} or MORTCHNG = PaidMore {7}

Universe Description:

Question Text: How much EXTRA did ^YOU_ANYMEM pay in ^LAST_MONTH?

✦ If nothing extra was paid in ^LAST_MONTH, enter zero

Fills: YOU_ANYMEM

Instructions: IF NUMHOUSE = 1 then fill "you"
ELSE fill "you or any members of your household"

Fills: LAST_MONTH

Instructions: LAST_MONTH = last month before the interview.

Calculated by taking the INTPER from record type 10 to come up with the base month to start from.

Type: Integer

Length: 7

Min: 0

Max: 999999

Don't Know

Refuse

Empty

On Input

On Output

Store Instructions: IF SPECIJX3 is in range or NONRESPONSE then set SPEC_JX3 = EMPTY

Array:

Special Instructions: IF SPECIJX3 = DK or RF then goto S3J_END
ELSEIF FIXEDRTJ = 1 and MRTPMTJX = DK or RF then goto S3J_END
ELSEIF FIXEDRTJ <> 1 and PYMTJX3 = DK or RF then goto S3J_END

ELSEIF MORTCHNG = PaidMore {7} Then
IF IMRTPMTX <> 0, DK, RF, or EMPTY and
[(IMRTPMTX > 4000 and SPECIJX3 > (0.5*IMRTPMTX)) or
(IMRTPMTX <= 4000 and SPECIJX3 > (0.8*IMRTPMTX))] then
goto ERR1_SPECIJX3
ELSEIF IPAYMTX3 <> 0, DK, RF, or EMPTY and
[(IPAYMTX3 > 4000 and SPECIJX3 > (0.5* IPAYMTX3)) or
(IPAYMTX3 <= 4000 and SPECIJX3 > (0.8* IPAYMTX3))] then
goto ERR1_SPECIJX3
ELSE goto S3J_END
END

ELSEIF FIXEDRTJ = 1 then
IF (MRTPMTJX > 4000 and SPECIJX3 > (0.5*MRTPMTJX)) or
(MRTPMTJX <= 4000 and SPECIJX3 > (0.8*MRTPMTJX)) then goto
ERR1_SPECIJX3
ELSE goto S3J_END
END

ELSEIF (PYMTJX3 > 4000 and SPECIJX3 > (0.5*PYMTJX3)) or
(PYMTJX3 <= 4000 and SPECIJX3 > (0.8*PYMTJX3)) then goto
ERR1_SPECIJX3

ELSE goto S3J_END

Instrument SAS Name: SPECIJX3

Destination Data Set: EOPF

Sponsor Field Type: N

Report Section: 3A1-F

Date Implemented (YYYY-MM-DD): April 2024

ERR1_SPECIJX3

Check

BSECT3A1.BCurrentProps.BMCHANGE.ERR1_SPECIJX3

Description: Out of Range Check

Inherited Universe:

Universe: SPECIJX3 = RESPONSE AND [
[MORTCHNG = PaidMore {7} and
((IMRTPMTX <> 0 and IMRTPMTX = RESPONSE and
((IMRTPMTX > 4000 and SPECIJX3 > (0.5*IMRTPMTX)) or
(IMRTPMTX <= 4000 and SPECIJX3 > (0.8*IMRTPMTX))))
or
(IPAYMTX3 <> 0 and IPAYMTX3 = RESPONSE and
((IPAYMTX3 > 4000 and SPECIJX3 > (0.5*IPAYMTX3)) or
(IPAYMTX3 <= 4000 and SPECIJX3 > (0.8*IPAYMTX3))))]

OR
(FIXEDRTJ = Yes {1} and MRTPMTJX = RESPONSE and
((MRTPMTJX > 4000 and SPECIJX3 > (0.5*MRTPMTJX)) or
(MRTPMTJX <= 4000 and SPECIJX3 > (0.8*MRTPMTJX))))
OR
(FIXEDRTJ <> Yes {1} and PYMTJX3 = RESPONSE and
((PYMTJX3 > 4000 and SPECIJX3 > (0.5*PYMTJX3)) or
(PYMTJX3 <= 4000 and SPECIJX3 > (0.8 *PYMTJX3))))]

Universe Description: Out of Range Check

Text: ♦ THE VALUE ENTERED IS UNUSUALLY HIGH OR LOW

PLEASE VERIFY AND IF CORRECT, ENTER ITEM LEVEL NOTE

Check Instructions: IF Suppressed then set SPEC_JX3 = 'A1'

Type: Soft

Skip Instructions: Suppress: Goto S3J_END

All others, go back to SPECIJX3

Field

S3J_END

BSECT3A1.BCurrentProps.BMCHANGE.S3J_END

Description: End of questions for the current loan

Form Pane Label:

SAS Name:

Tag Name:

Inherited Universe:

Universe:

Universe Description: All who get this block

Question Text:

Type: Classification

Length: 0

Don't Know

Refuse

Empty

On Input

On Output

Array:

Skip Instructions: IF there are more loans on this property with I_OPF_STAT = 1 then
goto MCHANGE for the next loan

ELSE exit block AND

IF I_HWMNYLOC >= 1 then goto THomeequity.PDLOAN2

ELSE goto TAddmort.ADDMORTEND

Report Section: 03F

PYPRINIJ

Field

BSECT3A1.BCurrentProps.BMCHANGE.PYPRINIJ

Description: Principal

Form Pane Label:

SAS Name: PYPRINIJ

Tag Name:

Inherited Universe:

Universe:

Universe Description:

Question Text:

Type: String

Length: 1

- Don't Know
- Refuse
- Empty

- On Input
- On Output

Array:

Special Instructions: NOTE: See PYRINIJ for how to set this field

Valid Values: 1 = Principal

8 = Refused

9 = Don't know

Instrument SAS Name: PYPRINIJ

Destination Data Set: EOPF

Sponsor Field Type: C

Report Section: 03A1

Field

PYINTSTJ

BSECT3A1.BCurrentProps.BMCHANGE.PYINTSTJ

Description: Interest

Form Pane Label:

SAS Name: PYINTSTJ

Tag Name:

Inherited Universe:

Universe:

Universe Description:

Question Text:

Type: String

Length: 1

Don't Know

Refuse

Empty

On Input

On Output

Array:

Special Instructions: NOTE: See PYRINIJ for how to set this field

Valid Values: 2 = Interest

8 = Refused

9 = Don't know

Instrument SAS Name: PYINTSTJ

Destination Data Set: EOPF

Sponsor Field Type: C

Report Section: 03A1

PYESCRWJ

Field

BSECT3A1.BCurrentProps.BMCHANGE.PYESCRWJ

Description: Escrow

Form Pane Label:

SAS Name: PYESCRWJ

Tag Name:

Inherited Universe:

Universe:

Universe Description:

Question Text:

Type: String

Length: 1

- Don't Know
- Refuse
- Empty

- On Input
- On Output

Array:

Special Instructions: NOTE: See PYRINIJ for how to set this field

Valid Values: 3 = Escrow

8 = Refused

9 = Don't know

Instrument SAS Name: PYESCRWJ

Destination Data Set: EOPF

Sponsor Field Type: C

Report Section: 3A1-F

Date Implemented (YYYY-MM-DD): April 2024

Field

LOAN_NOJ
BSECT3A1.BCurrentProps.BMCHANGE.LOAN_NOJ

Description: Loan number

Form Pane Label:

SAS Name:

Tag Name:

Inherited Universe:

Universe:

Universe Description:

Question Text:

Type: Integer

Length: 3

Min:

Max:

- Don't Know
- Refuse
- Empty

- On Input
- On Output

Array:

Special Instructions: Valid Values: 1-399

Instrument SAS Name: LOAN_NOJ

Destination Data Set: EOPF

Sponsor Field Type: C

Report Section: 03A1

ORGM_TJX

Field

BSECT3A1.BCurrentProps.BMCHANGE.ORGM_TJX

Description: Range edit flag for ORGMRTJX

Form Pane Label:

SAS Name: ORGM_TJX

Tag Name:

Inherited Universe:

Universe:

Universe Description:

Question Text:

Type: String

Length: 2

- Don't Know
- Refuse
- Empty

- On Input
- On Output

Array:

Special Instructions: NOTE: See ERR1_ORGMRTJX for how to set this field

Valid Values: A1 = Range edit failed
(ERR1 check was suppressed)
Blank = Range edit passed

Instrument SAS Name: ORGM_TJX

Destination Data Set: EOPF

Sponsor Field Type: C

Report Section: 03A1

Sponsor Edits: FLAG

Field

MRTP_TJX
BSECT3A1.BCurrentProps.BMCHANGE.MRTP_TJX

Description: Range edit flag for MRTPMTJX

Form Pane Label:

SAS Name: MRTP_TJX

Tag Name:

Inherited Universe:

Universe:

Universe Description:

Question Text:

Type: String

Length: 2

Don't Know

Refuse

Empty

On Input

On Output

Array:

Special Instructions: NOTE: See ERR1_MRTPMTJX for how to set this field

Valid Values: A1 = Range edit failed
(ERR1 check was suppressed)
Blank = Range edit passed

Instrument SAS Name: MRTP_TJX

Destination Data Set: EOPF

Sponsor Field Type: C

Report Section: 03A1

Sponsor Edits: FLAG

PRIN_NJX

Field

BSECT3A1.BCurrentProps.BMCHANGE.PRIN_NJX

Description: Range edit flag for PRININJX

Form Pane Label:

SAS Name: PRIN_NJX

Tag Name:

Inherited Universe:

Universe:

Universe Description:

Question Text:

Type: String

Length: 2

- Don't Know
- Refuse
- Empty

- On Input
- On Output

Array:

Special Instructions: NOTE: See ERR1_PRININJX for how to set this field

Valid Values: A1 = Range edit failed
(ERR1 check was suppressed)
Blank = Range edit passed

Instrument SAS Name: PRIN_NJX

Destination Data Set: EOPF

Sponsor Field Type: C

Report Section: 03A1

Sponsor Edits: FLAG

Field

NEWM_RTJ
BSECT3A1.BCurrentProps.BMCHANGE.NEWM_RTJ

Description: Range edit flag for NEWMRRTJ

Form Pane Label:

SAS Name: NEWM_RTJ

Tag Name:

Inherited Universe:

Universe:

Universe Description:

Question Text:

Type: String

Length: 2

- Don't Know
- Refuse
- Empty

- On Input
- On Output

Array:

Special Instructions: NOTE: See ERR1_NEWMRRTJ for how to set this field

Valid Values: A1 = Range edit failed
(ERR1 check was suppressed)
Blank = Range edit passed

Instrument SAS Name: NEWM_RTJ

Destination Data Set: EOPF

Sponsor Field Type: C

Report Section: 03A1

Sponsor Edits: FLAG

PYMTJX1_

Field

BSECT3A1.BCurrentProps.BMCHANGE.PYMTJX1_

Description: Range edit flag for PYMTJX1**Form Pane Label:****SAS Name:** PYMTJX1_**Tag Name:****Inherited Universe:****Universe:****Universe Description:****Question Text:****Type:** String**Length:** 2

- Don't Know
- Refuse
- Empty

- On Input
- On Output

Array: **Special Instructions:** NOTE: See ERR1_PYMTJX1 for how to set this field

Valid Values: A1 = Range edit failed
(ERR1 check was suppressed)
Blank = Range edit passed

Instrument SAS Name: PYMTJX1_**Destination Data Set:** EOPF**Sponsor Field Type:** C**Report Section:** 03A1**Date Implemented (YYYY-MM-DD):** April 2007**Sponsor Edits:** FLAG

Field

PYMTJX2_

BSECT3A1.BCurrentProps.BMCHANGE.PYMTJX2_

Description: Range edit flag for PYMTJX2

Form Pane Label:

SAS Name: PYMTJX2_

Tag Name:

Inherited Universe:

Universe:

Universe Description:

Question Text:

Type: String

Length: 2

- Don't Know
- Refuse
- Empty

- On Input
- On Output

Array:

Special Instructions: NOTE: See ERR1_PYMTJX2 for how to set this field

Valid Values: A1 = Range edit failed
(ERR1 check was suppressed)
Blank = Range edit passed

Instrument SAS Name: PYMTJX2_

Destination Data Set: EOPF

Sponsor Field Type: C

Report Section: 03A1

Date Implemented (YYYY-MM-DD): April 2007

Sponsor Edits: FLAG

PYMTJX3_

Field

BSECT3A1.BCurrentProps.BMCHANGE.PYMTJX3_

Description: Range edit flag for PYMTJX3

Form Pane Label:

SAS Name: PYMTJX3_

Tag Name:

Inherited Universe:

Universe:

Universe Description:

Question Text:

Type: String

Length: 2

- Don't Know
- Refuse
- Empty

- On Input
- On Output

Array:

Special Instructions: NOTE: See ERR1_PYMTJX3 for how to set this field

Valid Values: A1 = Range edit failed
(ERR1 check was suppressed)
Blank = Range edit passed

Instrument SAS Name: PYMTJX3_

Destination Data Set: EOPF

Sponsor Field Type: C

Report Section: 03A1

Date Implemented (YYYY-MM-DD): April 2007

Sponsor Edits: FLAG

Field

PRNI_JX1
BSECT3A1.BCurrentProps.BMCHANGE.PRNI_JX1

Description: Range edit flag for PRNINJX1

Form Pane Label:

SAS Name: PRNI_JX1

Tag Name:

Inherited Universe:

Universe:

Universe Description:

Question Text:

Type: String

Length: 2

- Don't Know
- Refuse
- Empty

- On Input
- On Output

Array:

Special Instructions: NOTE: See ERR1_PRININJX1 for how to set this field

Valid Values: A1 = Range edit failed
(ERR1 check was suppressed)
Blank = Range edit passed

Instrument SAS Name: PRNI_JX1

Destination Data Set: EOPF

Sponsor Field Type: C

Report Section: 03A1

Date Implemented (YYYY-MM-DD): April 2007

Sponsor Edits: FLAG

PRNI_JX2

Field

BSECT3A1.BCurrentProps.BMCHANGE.PRNI_JX2

Description: Range edit flag for PRNINJX2

Form Pane Label:

SAS Name: PRNI_JX2

Tag Name:

Inherited Universe:

Universe:

Universe Description:

Question Text:

Type: String

Length: 2

- Don't Know
- Refuse
- Empty

- On Input
- On Output

Array:

Special Instructions: NOTE: See ERR1_PRININJX2 for how to set this field

Valid Values: A1 = Range edit failed
(ERR1 check was suppressed)
Blank = Range edit passed

Instrument SAS Name: PRNI_JX2

Destination Data Set: EOPF

Sponsor Field Type: C

Report Section: 03A1

Date Implemented (YYYY-MM-DD): April 2007

Sponsor Edits: FLAG

Field

PRNI_JX3
BSECT3A1.BCurrentProps.BMCHANGE.PRNI_JX3

Description: Range edit flag for PRNINJX3

Form Pane Label:

SAS Name: PRNI_JX3

Tag Name:

Inherited Universe:

Universe:

Universe Description:

Question Text:

Type: String

Length: 2

Don't Know

Refuse

Empty

On Input

On Output

Array:

Special Instructions: NOTE: See ERR1_PRININJX3 for how to set this field

Valid Values: A1 = Range edit failed
(ERR1 check was suppressed)
Blank = Range edit passed

Instrument SAS Name: PRNI_JX3

Destination Data Set: EOPF

Sponsor Field Type: C

Report Section: 03A1

Date Implemented (YYYY-MM-DD): April 2007

Sponsor Edits: FLAG

FEEAMJX_

Field

BSECT3A1.BCurrentProps.BMCHANGE.FEEAMJX_

Description: Range edit flag for FEEAMJX**Form Pane Label:****SAS Name:** FEEAMJX_**Tag Name:****Inherited Universe:****Universe:****Universe Description:****Question Text:****Type:** String**Length:** 2 Don't Know Refuse Empty On Input On Output**Array:** **Special Instructions:** NOTE: See ERR1_FEEAMJX for how to set this field

Valid Values: A1 = Range edit failed
(ERR1 check was suppressed)
Blank = Range edit passed

Instrument SAS Name: FEEAMJX_**Destination Data Set:** EOPF**Sponsor Field Type:** C**Report Section:** 3A1-F**Date Implemented (YYYY-MM-DD):** April 2024**Sponsor Edits:** FLAG

Field

SPEC_JX1
BSECT3A1.BCurrentProps.BMCHANGE.SPEC_JX1

Description: Range edit flag for SPECIJX1

Form Pane Label:

SAS Name: SPEC_JX1

Tag Name:

Inherited Universe:

Universe:

Universe Description:

Question Text:

Type: String

Length: 2

- Don't Know
- Refuse
- Empty

- On Input
- On Output

Array:

Special Instructions: NOTE: See ERR1_SPECIJX1 for how to set this field

Valid Values: A1 = Range edit failed
(ERR1 check was suppressed)
Blank = Range edit passed

Instrument SAS Name: SPEC_JX1

Destination Data Set: EOPF

Sponsor Field Type: C

Report Section: 3A1-F

Date Implemented (YYYY-MM-DD): April 2024

Sponsor Edits: FLAG

SPEC_JX2

Field

BSECT3A1.BCurrentProps.BMCHANGE.SPEC_JX2

Description: Range edit flag for SPECIJX2

Form Pane Label:

SAS Name: SPEC_JX2

Tag Name:

Inherited Universe:

Universe:

Universe Description:

Question Text:

Type: String

Length: 2

- Don't Know
- Refuse
- Empty

- On Input
- On Output

Array:

Special Instructions: NOTE: See ERR1_SPECIJX2 for how to set this field

Valid Values: A1 = Range edit failed
(ERR1 check was suppressed)
Blank = Range edit passed

Instrument SAS Name: SPEC_JX2

Destination Data Set: EOPF

Sponsor Field Type: C

Report Section: 3A1-F

Date Implemented (YYYY-MM-DD): April 2024

Sponsor Edits: FLAG

Field

SPEC_JX3
BSECT3A1.BCurrentProps.BMCHANGE.SPEC_JX3

Description: Range edit flag for SPECIJX3

Form Pane Label:

SAS Name: SPEC_JX3

Tag Name:

Inherited Universe:

Universe:

Universe Description:

Question Text:

Type: String

Length: 2

- Don't Know
- Refuse
- Empty

- On Input
- On Output

Array:

Special Instructions: NOTE: See ERR1_SPECIJX3 for how to set this field

Valid Values: A1 = Range edit failed
(ERR1 check was suppressed)
Blank = Range edit passed

Instrument SAS Name: SPEC_JX3

Destination Data Set: EOPF

Sponsor Field Type: C

Report Section: 3A1-F

Date Implemented (YYYY-MM-DD): April 2024

Sponsor Edits: FLAG

VARRTJ

Field

BSECT3A1.BCurrentProps.BMCHANGE.VARRTJ

Description: Variable/adjustable interest rate

Form Pane Label:

SAS Name: VARRTJ

Tag Name:

Inherited Universe:

Universe:

Universe Description:

Question Text:

Type: String

Length: 1

- Don't Know
- Refuse
- Empty

- On Input
- On Output

Array:

Special Instructions: NOTE: See PAYTYPJ for how to set this field

Valid Values: 1 = Variable/adjustable interest rate

8 = Refused

9 = Don't know

Instrument SAS Name: VARRTJ

Destination Data Set: EOPF

Sponsor Field Type: C

Report Section: 03A1

Date Implemented (YYYY-MM-DD): April 2007

Field

INTONLJ

BSECT3A1.BCurrentProps.BMCHANGE.INTONLJ

Description: Interest only

Form Pane Label:

SAS Name: INTONLJ

Tag Name:

Inherited Universe:

Universe:

Universe Description:

Question Text:

Type: String

Length: 1

- Don't Know
- Refuse
- Empty

- On Input
- On Output

Array:

Special Instructions: NOTE: See PAYTYPJ for how to set this field

Valid Values: 1 = Interest only

8 = Refused

9 = Don't know

Instrument SAS Name: INTONLJ

Destination Data Set: EOPF

Sponsor Field Type: C

Report Section: 03A1

Date Implemented (YYYY-MM-DD): April 2007

OTHRTJ

Field

BSECT3A1.BCurrentProps.BMCHANGE.OTHRTJ

Description: Another type of loan

Form Pane Label:

SAS Name: OTHRTJ

Tag Name:

Inherited Universe:

Universe:

Universe Description:

Question Text:

Type: String

Length: 1

- Don't Know
- Refuse
- Empty

- On Input
- On Output

Array:

Special Instructions: NOTE: See PAYTYPJ for how to set this field

Valid Values: 3 = Another type of loan

8 = Refused

9 = Don't know

Instrument SAS Name: OTHRTJ

Destination Data Set: EOPF

Sponsor Field Type: C

Report Section: 03A1

Date Implemented (YYYY-MM-DD): April 2007

Field

MATCHID
BSECT3A1.BCurrentProps.BMCHANGE.MATCHID

Description: Mortgage Match ID - Output Only Field

Form Pane Label:

SAS Name:

Tag Name:

Inherited Universe:

Universe:

Universe Description:

Question Text:

Type: Integer
Length: 2

Min: 1

Max: 99

- Don't Know
- Refuse
- Empty

- On Input
- On Output

Store Instructions: Set = 850003.MATCHID

Array:

Special Instructions: Set in Post processing and used to match the current interview records with the previous quarter records.

Valid Values: 1-99

Instrument SAS Name: MATCHID

Destination Data Set: EOPF

Sponsor Field Type: N

Report Section: 03A1

OWNYJ

Field

BSECT3A1.BCurrentProps.BMCHANGE.OWNYJ

Description: Property code from SCIF**Form Pane Label:****SAS Name:****Tag Name:****Inherited Universe:****Universe:****Universe Description:****Question Text:****Type:** String**Length:** 3 Don't Know Refuse Empty On Input On Output**Array:** **Special Instructions:** Valid Values: 100, 200, 300, 400**Instrument SAS Name:** OWNYJ**Destination Data Set:** EOPF**Sponsor Field Type:** C**Report Section:** 03F

Field

IMRTPMTX

BSECT3A1.BCurrentProps.BMCHANGE.IMRTPMTX

Description: Previous Amount for Fixed Rate loans

Form Pane Label:

SAS Name:

Tag Name:

Inherited Universe:

Universe:

Universe Description:

Question Text:

Type: Integer

Length: 9

Min: 1

Max: 99999999

- Don't Know
- Refuse
- Empty

- On Input
- On Output

Store Instructions: Set IMRTPMTX = 8500.MRTPMTX

Array:

Instrument SAS Name: IMRTPMTX

Destination Data Set: EOPF

Sponsor Field Type: N

Report Section: 03A1

Date Implemented (YYYY-MM-DD): April 2024

IPAYMTX1

Field

BSECT3A1.BCurrentProps.BMCHANGE.IPAYMTX1

Description: 8500 Loan Amount

Form Pane Label:

SAS Name:

Tag Name:

Inherited Universe:

Universe:

Universe Description:

Question Text:

Type: Integer

Length: 9

Min: 0

Max: 99999999

- Don't Know
- Refuse
- Empty

- On Input
- On Output

Store Instructions: set IPAYMTX1 = 8500.PAYMTX1

Array:

Instrument SAS Name: IPAYMTX1

Destination Data Set: EOPF

Sponsor Field Type: N

Report Section: 03A1

Date Implemented (YYYY-MM-DD): April 2024

Field

IPAYMTX2

BSECT3A1.BCurrentProps.BMCHANGE.IPAYMTX2

Description: 8500 Loan Amount

Form Pane Label:

SAS Name:

Tag Name:

Inherited Universe:

Universe:

Universe Description:

Question Text:

Type: Integer

Length: 9

Min: 0

Max: 99999999

- Don't Know
- Refuse
- Empty

- On Input
- On Output

Store Instructions: set IPAYMTX2 = 8500.PAYMTX2

Array:

Instrument SAS Name: IPAYMTX2

Destination Data Set: EOPF

Sponsor Field Type: N

Report Section: 03A1

Date Implemented (YYYY-MM-DD): April 2024

IPAYMTX3

Field

BSECT3A1.BCurrentProps.BMCHANGE.IPAYMTX3

Description: 8500 Loan Amount

Form Pane Label:

SAS Name:

Tag Name:

Inherited Universe:

Universe:

Universe Description:

Question Text:

Type: Integer

Length: 9

Min: 0

Max: 99999999

- Don't Know
- Refuse
- Empty

- On Input
- On Output

Store Instructions: set IPAYMTX3 = 8500.PAYMTX3

Array:

Number of Elements:

Instrument SAS Name: IPAYMTX3

Destination Data Set: EOPF

Sponsor Field Type: N

Report Section: 03A1

Date Implemented (YYYY-MM-DD): April 2024

Block

THomeEquity
BSECT3A1.BCurrentProps.THomeEquity

Description: 3A1-H: Update questions for Line of Credit Home Equity Loans

Tab Name:

Fly Over Name:

Universe Type: If

Inherited Universe:

Universe: 8500.HWMNYLOC >= 1 and (TStillown.Brow.OBSNSZBA <> 100 or (TStillown.Brow.OBSNSZBA = 100 and I_OWNYB = '~100'))

Universe Description: ANY good home equity loans and (property is not 100 percent business or the property is 100% business and is the sample unit) and all mortgages/l's have been updated

Array:

Block Instructions: 1. For the table, the first 3 fields should be pre-filled with data from the input file. Only display the loans for the current property.

8500.PROP_NOH (property number)
8500.PROPDESC (description of property from 3B)
8500.LOAN_NOH (loan number)

2. Do not display previously disposed of properties
(8500.OPH_STAT = 3)

3. Gray out the first 3 columns. They should be "show" only.

4. Place the cursor on the 4th column (PDLOAN2).
This is the 1st question to be asked.

5. Max number of grid lines =

BHomeEquity

Block

BSECT3A1.BCurrentProps.THomeEquity.BHomeEquity

Description:

Tab Name:

Fly Over Name:

Universe Type: While

Inherited Universe:

Universe: I_OPH_STAT <> 3 AND ROW # <= I_HWMNYLOC

Universe Description:

Array:

Block Instructions: Set I_OWNYB = 8500.OWNYB

Field

IPROP_NOH

BSECT3A1.BCurrentProps.THomeEquity.BHomeEquity.IPROP_NOH

Description: 8500 Property Number - SHOW ONLY

Form Pane Label: Prop #

SAS Name:

Tag Name:

Inherited Universe:

Universe:

Universe Description:

Question Text: ** SHOW ONLY **

Type: Integer

Length: 2

Min: 1

Max: 20

- Don't Know
- Refuse
- Empty

- On Input
- On Output

Store Instructions: Set IPROP_NOH = 8500.PROP_NOH

Array:

Report Section: 03A1

PROPDES

Field

BSECT3A1.BCurrentProps.THomeEquity.BHomeEquity.PROPDES

Description: 8500 Property Description - SHOW ONLY

Form Pane Label: Description

SAS Name:

Tag Name:

Inherited Universe:

Universe:

Universe Description:

Question Text: ** SHOW ONLY **

Type: String

Length: 30

- Don't Know
- Refuse
- Empty

- On Input
- On Output

Store Instructions: Set PROPDES = 8500.PROPDESC

Array:

Report Section: 03A1

Field

I_LoanNOH

BSECT3A1.BCurrentProps.THomeEquity.BHomeEquity.I_LoanNOH

Description: 8500 Loan Number - SHOW ONLY

Form Pane Label: Loan #

SAS Name:

Tag Name:

Inherited Universe:

Universe:

Universe Description:

Question Text: ** SHOW ONLY **

Type: Integer

Length: 3

Min: 0

Max: 997

- Don't Know
- Refuse
- Empty

- On Input
- On Output

Store Instructions: Set I_LoanNOH = 8500.LOAN_NOH

Array:

Report Section: 03A1

PDLOAN2

Field

BSECT3A1.BCurrentProps.THomeEquity.BHomeEquity.PDLOAN2

Description: Made any payments on home equity loan

Form Pane Label: Home Equity Pymts

SAS Name: PDLOAN2

Tag Name: PDLOAN2

Inherited Universe:

Universe:

Universe Description: All who get this block

Question Text: Since the first of ^REF_MONTH, ^have_has2 ^YOU_YRCU made any payments for your home equity line of credit?

Fills: REF_MONTH

Instructions: Set REF_MONTH = 3 months before the interview.

Calculated by taking the INTPER from record type 10 to come up with the base month to start from.

Fills: have_has2

Instructions: IF NUMHOUSE = 1 then fill "have"
ELSE fill "has"

Fills: YOU_YRCU

Instructions: IF NUMHOUSE = 1 then fill "you"
ELSE fill "your household"

Type: Enumerated

Length: 1

Answer List: TYesNo

Value:	Mnemonic:	Description:
1	Yes	Yes
2	No	No

- Don't Know
- Refuse
- Empty

On Input
 On Output

Array:

Skip Instructions: 1: Goto PD2AMTX1

2,DK,RF: Goto TOTOWED2

Instrument SAS Name: PDLOAN2

Destination Data Set: EOPH

Sponsor Field Type: C

Report Section: 03A1

PD2AMTX1

Field

BSECT3A1.BCurrentProps.THomeEquity.BHomeEquity.PD2AMTX1

Description: Total amount paid in ref month

Form Pane Label: \$ ref month

SAS Name: PD2AMTX1

Tag Name: PD2AMTX1

Inherited Universe:

Universe: PDLOAN2 = Yes {1}

Universe Description:

Question Text: What was the total amount paid in ^REF_MONTH?

Fills: REF_MONTH

Instructions: Set REF_MONTH = 3 months before the interview.

Calculated by taking the INTPER from record type 10 to come up with the base month to start from.

Type: Integer

Length: 9

Min: 0

Max: 99999999

Don't Know

Refuse

Empty

On Input

On Output

Store Instructions: IF PD2AMTX1 is in range, 0, or NONRESPONSE THEN set PD2A_TX1 = EMPTY

Array:

Special Instructions: Display a \$ and comma in the entry field.

Skip Instructions: 1-99999999: IF (I_OWNYB = 100 and entry < 15 or entry > 6000)

OR (I_OWNYB = 200-400 and entry < 35 or entry >

35000) then goto ERR1_PD2AMTX1

ELSE goto PD2SAME

0,DK,RF: Goto PD2AMTX2

Instrument SAS Name: PD2AMTX1

Destination Data Set: EOPH

Sponsor Field Type: N

Report Section: 03A1

ERR1_PD2AMTX1

Check

BSECT3A1.BCurrentProps.THomeEquity.BHomeEquity.ERR1_PD2AMTX1

Description: Out of Range Check

Inherited Universe:

Universe: [(I_OWNYB = '100' and (PD2AMTX1 < 15 or PD2AMTX1 > 6000)) OR
((I_OWNYB = '200' or I_OWNYB = '300' or I_OWNYB = '400')
and (PD2AMTX1 < 35 or PD2AMTX1 > 35000))] AND
PD2AMTX1 <> 0 AND PD2AMTX1 = RESPONSE

Universe Description:

Text: ♦ THE VALUE ENTERED IS UNSUALLY HIGH OR LOW

PLEASE VERIFY AND IF CORRECT, ENTER ITEM LEVEL NOTE

Check Instructions: IF suppressed then set PD2A_TX1 = 'A1'

Type: Soft

Skip Instructions: Suppress: Goto PD2SAME

ALL others, go back to PD2AMTX1

Field

PD2SAME

BSECT3A1.BCurrentProps.THomeEquity.BHomeEquity.PD2SAME

Description: Payment amounts same as in ref period

Form Pane Label: Amounts Same

SAS Name: PD2SAME

Tag Name: PD2SAME

Inherited Universe:

Universe: PD2AMTX1 = RESPONSE and PD2AMTX1 >= 1

Universe Description: PD2AMTX1 has been answered and is not 0, DK, or RF

Question Text: Were the payments on this loan for ^TWO_MONTH and ^LAST_MONTH also ^PD2AMTX1_Fill?

Fills: TWO_MONTH

Instructions: TWO_MONTH = month 2 months before the interview.

Calculated by taking the INTPER from record type 10 to come up with the base month to start from.

Fills: LAST_MONTH

Instructions: LAST_MONTH = last month before the interview.

Calculated by taking the INTPER from record type 10 to come up with the base month to start from.

Fills: PD2AMTX1_Fill

Instructions: Fill '\$' and the amount in PD2AMTX1, inserting a comma when necessary

Type: Enumerated

Length: 1

Answer List: TYesNo

Value:	Mnemonic:	Description:
1	Yes	Yes
2	No	No

- Don't Know
- Refuse

Empty

On Input
 On Output

Array:

Skip Instructions: 1: Goto TOTOWED2

2,DK,RF: Goto PD2AMTX2

Instrument SAS Name: PD2SAME

Destination Data Set: EOPH

Sponsor Field Type: C

Report Section: 03A1

Date Implemented (YYYY-MM-DD): 04/2024

Field

PD2AMTX2

BSECT3A1.BCurrentProps.THomeEquity.BHomeEquity.PD2AMTX2

Description: Total amount paid in [two months]

Form Pane Label: \$ month 2

SAS Name: PD2AMTX2

Tag Name: PD2AMTX2

Inherited Universe:

Universe: PD2AMTX1 = NONRESPONSE or PD2AMTX1 = 0 or PD2SAME = NONRESPONSE
or PD2SAME = No {2}

Universe Description: Payment amounts are not the same each month or PD2AMTX1 is 0, DK, RF

Question Text: What was the total amount paid in ^TWO_MONTH?

Fills: TWO_MONTH

Instructions: TWO_MONTH = month 2 months before the interview.

Calculated by taking the INTPER from record type 10 to come up with the base month to start from.

Type: Integer

Length: 9

Min: 0

Max: 99999999

Don't Know

Refuse

Empty

On Input

On Output

Store Instructions: IF PD2AMTX2 is in range, 0, or NONRESPONSE THEN set PD2A_TX2 = EMPTY

Array:

Special Instructions: Display a \$ and comma in the entry field.

Skip Instructions: 1-99999999: IF (I_OWNYB = 100 and entry < 15 or entry > 6000)

OR (I_OWNYB = 200-400 and entry < 34 or

entry > 35000) then goto ERR1_PD2AMTX2

ELSE goto PD2AMTX3

0,DK,RF: Goto PD2AMTX3

Instrument SAS Name: PD2AMTX2

Destination Data Set: EOPH

Sponsor Field Type: N

Report Section: 03A1

Check

ERR1_PD2AMTX2

BSECT3A1.BCurrentProps.THomeEquity.BHomeEquity.ERR1_PD2AMTX2

Description: Out of Range Check

Inherited Universe:

Universe: [(I_OWNYB = '100' and (PD2AMTX2 < 15 or PD2AMTX2 > 6000)) OR
(I_OWNYB = '200' or I_OWNYB = '300' or I_OWNYB = '400')
and (PD2AMTX2 < 34 or PD2AMTX2 > 35000))] AND
PD2AMTX2 = RESPONSE AND PD2AMTX2 <> 0

Universe Description:

Text: * THE VALUE ENTERED IS UNUSUALLY HIGH OR LOW

PLEASE VERIFY AND IF CORRECT, ENTER ITEM LEVEL NOTE

Check Instructions: IF suppressed then set PD2A_TX2 = 'A1'

Type: Soft

Skip Instructions: Suppress: Goto PD2AMTX3

All others, go back to PD2AMTX2

PD2AMTX3

Field

BSECT3A1.BCurrentProps.THomeEquity.BHomeEquity.PD2AMTX3

Description: Total amount paid in [last month]

Form Pane Label: \$ last month

SAS Name: PD2AMTX3

Tag Name: PD2AMTX3

Inherited Universe:

Universe: PD2AMTX2 = RESPONSE or PD2AMTX2 = NONRESPONSE

Universe Description: PD2AMTX2 has been answered

Question Text: What was the total amount paid in ^LAST_MONTH?

Fills: LAST_MONTH

Instructions: LAST_MONTH = last month before the interview.

Calculated by taking the INTPER from record type 10 to come up with the base month to start from.

Type: Integer

Length: 9

Min: 0

Max: 99999999

Don't Know

Refuse

Empty

On Input

On Output

Store Instructions: IF PD2AMTX3 is in range, 0, or NONRESPONSE THEN set PD2A_TX3 = EMPTY

Array:

Special Instructions: Display a \$ and comma in the entry field.

Skip Instructions: 1-99999999: IF (I_OWNYB = 100 and entry < 15 or entry > 6000)
OR (I_OWNYB = 200-400 and entry < 34 or
entry > 35000) then goto ERR1_PD2AMTX3
ELSE goto TOTOWED2

0,DK,RF: Goto TOTOWED2

Instrument SAS Name: PD2AMTX3

Destination Data Set: EOPH

Sponsor Field Type: N

Report Section: 03A1

ERR1_PD2AMTX3

Check

BSECT3A1.BCurrentProps.THomeEquity.BHomeEquity.ERR1_PD2AMTX3

Description: Out of Range Check

Inherited Universe:

Universe: [(I_OWNYB = '100' and (PD2AMTX3 < 15 or PD2AMTX3 > 6000)) OR
(I_OWNYB = '200' or I_OWNYB = '300' or I_OWNYB = '400') and
(PD2AMTX3 < 34 or PD2AMTX3 > 35000))] AND
PD2AMTX3 RESPONSE AND PD2AMTX3 <> 0

Universe Description:

Text: * THE VALUE ENTERED IS UNUSUALLY HIGH OR LOW

PLEASE VERIFY AND IF CORRECT, ENTER ITEM LEVEL NOTE

Check Instructions: IF suppressed then set PD2A_TX3 = 'A1'

Type: Soft

Skip Instructions: Suppress: Goto TOTOWED2

All others, go back to PD2AMTX3

Check

CK_PD2AMTX3

BSECT3A1.BCurrentProps.THomeEquity.BHomeEquity.CK_PD2AMTX3

Description: \$0 entered for all expenses after answering "yes" to PDLOAN2

Inherited Universe:

Universe: PD2AMTX1 = 0 and PD2AMTX2 = 0 and PD2AMTX3 = 0

Universe Description: PD2AMTX1-3 = 0

Text: * \$0 WAS ENTERED FOR PAYMENT AFTER ANSWERING "YES" TO SCREENER

PLEASE VERIFY

Check Instructions:

Type: Hard

Skip Instructions: Go back to PDLOAN2

TOTOWED2

Field

BSECT3A1.BCurrentProps.THomeEquity.BHomeEquity.TOTOWED2

Description: Total amount owed on home equity loan

Form Pane Label: Amount Owed

SAS Name: TOTOWED2

Tag Name: TOTOWED2

Inherited Universe:

Universe:

Universe Description: All who get this part

Question Text: What was the balance at the end of ^TOTOWED2_FILL?

Fills: TOTOWED2_FILL

Instructions: IF PDLOAN2 = No {2} or PDLOAN2 = NONRESPONSE or PD2SAME = Yes {1}
then fill "^LAST_MONTH"
ELSEIF PD2AMTX3 <> 0 or PD2AMTX3 = NONRESPONSE then fill
"^TWO_MONTH before the payment made in ^LAST_MONTH"
ELSEIF PD2AMTX2 <> 0 or PD2AMTX2 = NONRESPONSE then fill
"^REF_MONTH before the payment made in ^TWO_MONTH"
ELSEIF PD2AMTX1 <> 0 or PD2AMTX1 = NONRESPONSE then fill
"^PRE_REF_MONTH before the payment made in ^REF_MONTH"

Fills: LAST_MONTH

Instructions: LAST_MONTH = last month before the interview.

Calculated by taking the INTPER from record type 10 to come up with the base month to start from.

Fills: TWO_MONTH

Instructions: TWO_MONTH = month 2 months before the interview.

Calculated by taking the INTPER from record type 10 to come up with the base month to start from.

Fills: REF_MONTH

Instructions: Set REF_MONTH = 3 months before the interview.

Calculated by taking the INTPER from record type 10 to come up with the base month to start from.

Fills: PRE_REF_MONTH

Instructions: Fill REF_MONTH - 1
(the month prior to the reference month)

Type: Integer
Length: 9

Min: 0
Max: 99999999

Don't Know
 Refuse
 Empty

On Input
 On Output

Store Instructions: IF TOTOWED2 is in range, 0, or NONRESPONSE THEN set TOTO_ED2 = EMPTY

Array:

Special Instructions: Display a \$ and comma in the entry field.

Skip Instructions: IF TOTOWED2 < PD2AMTX3 then goto CK_TOTOWED2

ELSE goto S3A1_H_END

Instrument SAS Name: TOTOWED2

Destination Data Set: EOPH

Sponsor Field Type: N

Report Section: 03A1

CK_TOTWED2

Check

BSECT3A1.BCurrentProps.THomeEquity.BHomeEquity.CK_TOTWED2

Description: Last payment > Total \$

Inherited Universe:

Universe: TOTOWED2 < PD2AMTX3 AND PD2AMTX3 <> 0 AND PD2AMTX3 = RESPONSE
AND TOTOWED2 = RESPONSE AND TOTOWED2 <> 0

Universe Description:

Text: * Total amount owed must be greater than or equal to amount of last payment.

Check Instructions:

Type: Hard

Skip Instructions: Go back to TOTOWED2

Check

ERR1_TOTOWED2

BSECT3A1.BCurrentProps.THomeEquity.BHomeEquity.ERR1_TOTOWED2

Description: Out of Range Check

Inherited Universe:

Universe: [(I_OWNYB = '100' and (TOTOWED2 < 165 or TOTOWED2 > 104400)) OR
((I_OWNYB = '200' or I_OWNYB = '300' or I_OWNYB = '400') and (TOTOWED2 <
2000 or TOTOWED2 > 100000))]
AND TOTOWED2 <> 0 AND TOTOWED2 = RESPONSE

Universe Description:

Text: * THE VALUE ENTERED IS UNUSUALLY HIGH OR LOW

PLEASE VERIFY AND IF CORRECT, ENTER ITEM LEVEL NOTE

Check Instructions: IF suppressed then set TOTO_ED2 = 'A1'

Type: Soft

Skip Instructions: Suppress: Goto S3A1_H_END

All others, go back to TOTOWED2

S3A1_H_END

Field

BSECT3A1.BCurrentProps.THomeEquity.BHomeEquity.S3A1_H_END

Description: End of questions for the current loan

Form Pane Label:

SAS Name:

Tag Name:

Inherited Universe:

Universe:

Universe Description:

Question Text:

Type: Classification

Length: 0

- Don't Know
- Refuse
- Empty

- On Input
- On Output

Array:

Skip Instructions: Goto PDLOAN2 for next loan for this property with I_OPH_STAT = 1

if no more loans for this property with I_OPH_STAT = 1 then exit block and goto
TAddmort.Baddmort.ADDMORT

Field

PROP_NOJ

BSECT3A1.BCurrentProps.THomeEquity.BHomeEquity.PROP_NOJ

Description: Property number for loan

Form Pane Label:

SAS Name:

Tag Name:

Inherited Universe:

Universe:

Universe Description:

Question Text:

Type: String

Length: 2

Don't Know

Refuse

Empty

On Input

On Output

Array:

Special Instructions: Valid Values: 1-99

Instrument SAS Name: PROP_NOJ

Destination Data Set: EOPH

Sponsor Field Type: C

Report Section: 03A1

LOAN_NOJ

Field

BSECT3A1.BCurrentProps.THomeEquity.BHomeEquity.LOAN_NOJ

Description: Loan number

Form Pane Label:

SAS Name:

Tag Name:

Inherited Universe:

Universe:

Universe Description:

Question Text:

Type: Integer

Length: 3

Min:

Max:

- Don't Know
- Refuse
- Empty

On Input

On Output

Array:

Special Instructions: Valid Values: 300-399

Instrument SAS Name: LOAN_NOJ

Destination Data Set: EOPH

Sponsor Field Type: C

Report Section: 03A1

Field

PD2A_TX1

BSECT3A1.BCurrentProps.THomeEquity.BHomeEquity.PD2A_TX1

Description: Range edit flag for PD2AMTX1

Form Pane Label:

SAS Name: PD2A_TX1

Tag Name:

Inherited Universe:

Universe:

Universe Description:

Question Text:

Type: String

Length: 2

- Don't Know
- Refuse
- Empty

- On Input
- On Output

Array:

Special Instructions: NOTE: See ERR1_PD2AMTX1 for how to set this field

Valid Values: A1 = Range edit failed
(ERR1 check was suppressed)
Blank = Range edit passed

Instrument SAS Name: PD2A_TX1

Destination Data Set: EOPH

Sponsor Field Type: C

Report Section: 03A1

Sponsor Edits: FLAG

PD2A_TX2

Field

BSECT3A1.BCurrentProps.THomeEquity.BHomeEquity.PD2A_TX2

Description: Range edit flag for PD2AMTX2

Form Pane Label:

SAS Name: PD2A_TX2

Tag Name:

Inherited Universe:

Universe:

Universe Description:

Question Text:

Type: String

Length: 2

- Don't Know
- Refuse
- Empty

- On Input
- On Output

Array:

Special Instructions: NOTE: See ERR1_PD2AMTX2 for how to set this field

Valid Values: A1 = Range edit failed
(ERR1 check was suppressed)
Blank = Range edit passed

Instrument SAS Name: PD2A_TX2

Destination Data Set: EOPH

Sponsor Field Type: C

Report Section: 03A1

Sponsor Edits: FLAG

Field

PD2A_TX3

BSECT3A1.BCurrentProps.THomeEquity.BHomeEquity.PD2A_TX3

Description: Range edit flag for PD2AMTX3

Form Pane Label:

SAS Name: PD2A_TX3

Tag Name:

Inherited Universe:

Universe:

Universe Description:

Question Text:

Type: String

Length: 2

Don't Know

Refuse

Empty

On Input

On Output

Array:

Special Instructions: NOTE: See ERR1_PD2AMTX3 for how to set this field

Valid Values: A1 = Range edit failed

(ERR1 check was suppressed)

Blank = Range edit passed

Instrument SAS Name: PD2A_TX3

Destination Data Set: EOPH

Sponsor Field Type: C

Report Section: 03A1

Sponsor Edits: FLAG

TOTO_ED2

Field

BSECT3A1.BCurrentProps.THomeEquity.BHomeEquity.TOTO_ED2

Description: Range edit flag for TOTOWED2

Form Pane Label:

SAS Name: TOTO_ED2

Tag Name:

Inherited Universe:

Universe:

Universe Description:

Question Text:

Type: String

Length: 2

- Don't Know
- Refuse
- Empty

- On Input
- On Output

Array:

Special Instructions: NOTE: See ERR1_TOTOWED2 for how to set this field

Valid Values: A1 = Range edit failed
(ERR1 check was suppressed)
Blank = Range edit passed

Instrument SAS Name: TOTO_ED2

Destination Data Set: EOPH

Sponsor Field Type: C

Report Section: 03A1

Sponsor Edits: FLAG

Field

MATCHID

BSECT3A1.BCurrentProps.THomeEquity.BHomeEquity.MATCHID

Description: Loan Match ID - Output Only Field

Form Pane Label:

SAS Name:

Tag Name:

Inherited Universe:

Universe:

Universe Description:

Question Text:

Type: Integer

Length: 2

Min: 1

Max: 99

- Don't Know
- Refuse
- Empty

- On Input
- On Output

Store Instructions: Set = 850004.MATCHID

Array:

Special Instructions: Set in Post processing and used to match the current interview records with the previous quarter records.

Valid Values: 1-99

Instrument SAS Name: MATCHID

Destination Data Set: EOPH

Sponsor Field Type: N

Report Section: 03A1

TAddmort

Block

BSECT3A1.BCurrentProps.TAddmort

Description: Any Additional Mortgages/Loans

Tab Name:

Fly Over Name:

Universe Type: If

Inherited Universe:

Universe: ((Tstillown.Brow.OBSNSZBA <> 100 or (Tstillown.Brow.OBSNSZBA = 100 and I_OWNYB = '100')) OR Bceintro.BUSCREEN = No {2}) AND I_OWNYB <> '600'

Universe Description: (ALL loans on the inventory chart for this property have been updated OR There are no loans for this property) AND OWNYB not equal 600 and (property is not 100% business or property is the sample unit and is 100% business)

Array:

Block Instructions:

Block

BADDMORT
BSECT3A1.BCurrentProps.TAddmort.BADDMORT

Description:

Tab Name:
Fly Over Name:
Universe Type: While

Inherited Universe:

Universe: (OTHLOAN from previous row = 1) OR (ROW number = 1)

Universe Description:

Array:

Block Instructions: Max table lines: 8

ADDMORT

Field

BSECT3A1.BCurrentProps.TAddmort.BADDMORT.ADDMORT

Description: Any additional mortgages/loans

Form Pane Label: Additional Mortgages

SAS Name:

Tag Name: ADDMORT

Inherited Universe:

Universe: Row # = 1

Universe Description:

Question Text: Since the first of ^REF_MONTH, ^have_has2 ^YOU_YRCU obtained any ^Additional mortgages, including second mortgages or home equity loans, for your ^I_PROPDESC?

^Auxrevmorg

Fills: REF_MONTH

Instructions: Set REF_MONTH = 3 months before the interview.
Calculated by taking the INTPER from record type 10 to come up with the base month to start from.

Fills: have_has2

Instructions: IF NUMHOUSE = 1 then fill "have"
ELSE fill "has"

Fills: YOU_YRCU

Instructions: IF NUMHOUSE = 1 then fill "you"
ELSE fill "your household"

Fills: Additional

Instructions: If there are records on the input with 8500.OPF_STAT = 1 OR 8500.OPH_STAT = 1 then fill "additional"

Fills: I_PROPDESC

Instructions: Fill entry in 8500.PROPDESC

Fills: Auxrevmorg

Instructions: If AGE62 = 1 then fill "Do not include reverse mortgages."
Else fill blank

Type: Enumerated
Length: 1

Answer List: TYesNo

Value:	Mnemonic:	Description:
1	Yes	Yes
2	No	No

- Don't Know
- Refuse
- Empty

- On Input
- On Output

Array:

Skip Instructions: 1: Goto HEQUITY

2,DK,RF: Exit block and goto S3A1_CHK1

Instrument SAS Name: ADDMORT

Destination Data Set: SECT3

Report Section: 03A1

HEQUITY

Field

BSECT3A1.BCurrentProps.TAddmort.BADDMORT.HEQUITY

Description:

Form Pane Label: Loan Type

SAS Name:

Tag Name: HEQUITY

Inherited Universe:

Universe: ADDMORT = Yes {1} OR (OTHLOAN[row - 1] = Yes {1})

Universe Description: Yes there are additional mortgages/loans

Question Text: Was this a mortgage or home equity loan?

Type: Enumerated

Length: 1

Answer List: THequity

Value:	Mnemonic:	Description:
1	Mortgage	Mortgage
2	HEL	Home equity loan

Don't Know

Refuse

Empty

On Input

On Output

Array:

Special Instructions: If entry of 1, add a row to the loans grid.

Store 1 in NEWLOAN, set LOANTYPE = 1 and assign the next available 100 level loan number for this property. (LOAN_NOF)

Skip Instructions: 1,DK,RF: Goto OTHLOAN

2: Goto HELTYPE

Instrument SAS Name: HEQUITY

Destination Data Set: SECT3

Report Section: 03A1

HELTYPE

Field

BSECT3A1.BCurrentProps.TAddmort.BADDMORT.HELTYPE

Description:

Form Pane Label: Home Equity Type

SAS Name:

Tag Name: HELTYPE

Inherited Universe:

Universe: HEQUITY = HEL {2}

Universe Description:

Help Screen: H_HELTYPE

Question Text: ? [F1]

There are two basic types of home equity loans:

A loan where ^YOU_YRCU received the entire lump-sum borrowed when ^YOU_YRCU took out the loan; or

A line of credit loan where ^YOU_YRCU can increase the amount borrowed by simply writing a check or using a special credit card.

Which type more closely describes this new home equity loan?

Fills: YOU_YRCU

Instructions: IF NUMHOUSE = 1 then fill "you"
ELSE fill "your household"

Type: Enumerated

Length: 1

Answer List: THELTYPE

Value:	Mnemonic:	Description:
1	lump	Lump sum home equity loan
2	line	Home equity line of credit

- Don't Know
- Refuse
- Empty

- On Input
- On Output

Array:

- Special Instructions:**
1. If HELTYPE = 1 then:
add a row to the loans grid.
Store 1 in NEWLOAN, set LOANTYPE eq 2 and
assign the next available 200 level loan number
for this property. (LOAN_NOF)

 2. If HELTYPE = 2 then:
add a row to the loans grid,
store 1 in NEWLOAN, store 3 in LOANTYPE and
assign the next available 300 level loan number
for this property (LOAN_NOH)

Skip Instructions: Goto OTHLOAN

Instrument SAS Name: HELTYPE

Destination Data Set: SECT3

Report Section: 03A1

OTHLOAN

Field

BSECT3A1.BCurrentProps.TAddmort.BADDMORT.OTHLOAN

Description:

Form Pane Label: Any more

SAS Name:

Tag Name: OTHLOAN

Inherited Universe:

Universe: ADDMORT = Yes {1} OR (OTHLOAN[row - 1] = Yes {1})

Universe Description:

Question Text: Did you have any other new mortgages or home equity loans for
^I_PROPDESC?

Fills: I_PROPDESC

Instructions: Fill entry in 8500.PROPDESC

Type: Enumerated

Length: 1

Answer List: TYesNo

Value:	Mnemonic:	Description:
1	Yes	Yes
2	No	No

Don't Know

Refuse

Empty

On Input

On Output

Array:

Skip Instructions: 1: Goto HEQUITY for the next row

2,DK,RF: Exit block and goto S3A1_CHK1

Instrument SAS Name: OTHLOAN

Destination Data Set: SECT3

Report Section: 03A1

S3A1_CHECK

Field

BSECT3A1.BCurrentProps.S3A1_CHECK

Description: Skip Instructions

Form Pane Label:

SAS Name:

Tag Name:

Inherited Universe:

Universe:

Universe Description:

Question Text:

Type: Classification

Length: 0

- Don't Know
- Refuse
- Empty

- On Input
- On Output

Store Instructions: Set MorTotLoans = Total # of rows where
Taddmort.Baddmort.HEQUITY = 1

Set NumMorts = Total # of rows where
Taddmort.Baddmort.HEQUITY = 1

Set LsTotLoans = Total # of rows where
Taddmort.Baddmort.HEQUITY = 2 and
Taddmort.Baddmort.HELTYPE = 1

Set NumLSHEL = Total # of rows where
Taddmort.Baddmort.HEQUITY = 2 and
Taddmort.Baddmort.HELTYPE = 1

Set NumLchel = Total # of rows where
Taddmort.Baddmort.HEQUITY = 2 and
Taddmort.Baddmort.HELTYPE = 2

Array:

Skip Instructions: If this property was disposed of in the current interview
(OWNSTAT = 4) and OWNYB <> 600, goto Section 3D - BSECT3D

If this property was disposed of in the current interview and it is a residential business
property (OWNYB = 600) then goto PURPROP

IF the property is still owned (STILOWN = 1, DK or RF AND
(OBSNSZBA <> 100 or (OBSNSZBA = 100 and OWNYB = 100)) check to see if
there are any new loans (ADDMORT = 1)

If yes and LOANTYPE = 1 or 2 (of the newly reported loans) goto Section 3FG -
BSECT3F

If yes and LOANTYPE = 3 (of the newly reported loans) goto Section 3H -
BSECT3HTABLE

IF no then goto Section 3I - BSect3I

Report Section: 03A1

OWNSTAT

Field

BSECT3A1.BCurrentProps.OWNSTAT

Description: Ownership status

Form Pane Label:

SAS Name: OWNSTAT

Tag Name:

Inherited Universe:

Universe:

Universe Description:

Question Text:

Type: String

Length: 1

Don't Know

Refuse

Empty

On Input

On Output

Array:

Special Instructions: Valid Values 1 = New property

2 = New property, no longer owned (disposed)

3 = Previously reported - Still own

4 = Previously reported - disposed of

5 = 100% business

Instrument SAS Name: OWNSTAT

Destination Data Set: EOPB

Report Section: 03A1

Block

BSect3D
BSECT3A1.BCurrentProps.BSect3D

Description: Disposed of Property

Tab Name:
Fly Over Name:
Universe Type: If

Inherited Universe:

Universe: Tstillown.Brow.STILOWN = No {2} AND I_OWNYB <> '600'

Universe Description:

Array:

- Block Instructions:**
1. Section Label: Section 3, Part D - Disposed of Property
 2. Pre-fill the property number (PROP_NOD) and property description (PROPDESC from section 3A1) in the form pane.

INCLUDE_03D

Field

BSECT3A1.BCurrentProps.BSect3D.INCLUDE_03D

Description: Include Block BSECT3.BSECT3BDEFGHI.BSect3D

Form Pane Label:

SAS Name:

Tag Name:

Inherited Universe:

Universe:

Universe Description:

Question Text:

Type: Classification

Length: 0

- Don't Know
- Refuse
- Empty

- On Input
- On Output

Array:

Special Instructions: Include Block BSECT3.BSECT3BDEFGHI.BSect3D here

Block

BSECT3F
BSECT3A1.BCurrentProps.BSECT3F

Description: Mortgages and Lump Sum Home Equity Loans

Tab Name:

Fly Over Name:

Universe Type: While

Inherited Universe:

Universe: Taddmort.Baddmort.HEQUITY = Mortgage {1} OR
(Taddmort.Baddmort.HEQUITY = HEL {2} and Taddmort.Baddmort.HELTYPE =
Lump {1})

Universe Description: Ask questions for each new loan (NEWLOAN = 1) with LOANTYPE = 1 or 2

Array:

Block Instructions: 1. Max # of grid lines: 8 (per property)

2. Section Label: Section 3, Part FG - Mortgages and Lump Sum Home Equity Loans

NOTE: This section asks details on new mortgages or lump sum home equity loans on old properties (S3A1)

This section is asked for interviews 2-4 when a new mortgages or lump sum home equity loan is found in Section 3A1.

This section is asked of new loans only (NEWLOAN = 1)

INCLUDE_03F

Field

BSECT3A1.BCurrentProps.BSECT3F.INCLUDE_03F

Description: Include fields/checks from Block BSECT3.BSECT3BDEFGHI.BSect3E.BSect3F

Form Pane Label:

SAS Name:

Tag Name:

Inherited Universe:

Universe:

Universe Description:

Question Text:

Type: Classification

Length: 0

- Don't Know
- Refuse
- Empty

- On Input
- On Output

Array:

Special Instructions: Include all fields/checks from Block BSECT3.BSECT3BDEFGHI.BSect3E.BSect3F here

Block

BSECT3HTable
BSECT3A1.BCurrentProps.BSECT3HTable

Description: Home Equity Line of Credit

Tab Name:

Fly Over Name:

Universe Type: If

Inherited Universe:

Universe: NUMLCHEL > 0

Universe Description: at least one loan where NEWLOAN = 1 and LOANTYPE = 3

Array:

- Block Instructions:**
1. Max # of Grid Lines: 6\
\
2. Section Label: Section 3, Part H - Home Equity Line of Credit

INCLUDE_03H

Field

BSECT3A1.BCurrentProps.BSECT3HTable.INCLUDE_03H

Description: Include fields/checks from Block
BSECT3.BSECT3BDEFGHI.BSect3E.BSect3HTable.Browsect3H

Form Pane Label:

SAS Name:

Tag Name:

Inherited Universe:

Universe:

Universe Description:

Question Text:

Type: Classification

Length: 0

- Don't Know
- Refuse
- Empty

- On Input
- On Output

Array:

Special Instructions: Include all fields/checks from Block
BSECT3.BSECT3BDEFGHI.BSect3E.BSect3HTable.Browsect3H here

Block

BSect3I
BSECT3A1.BCurrentProps.BSect3I

Description: Ownership Costs

Tab Name:

Fly Over Name:

Universe Type: If

Inherited Universe:

Universe: (OWNSTAT = NewProp {1} OR OWNSTAT = Disposed {2} OR OWNSTAT =
PrevOwn {3} OR OWNSTAT = PrevDispd {4}) AND I_OWNYB <> '600'

Universe Description:

Array:

Block Instructions: 1. Section Label: Section 3, Part I - Ownership Costs

NOTE: OWNYB = 600 does not get asked section 3I {Changed from
going to vac_rntq - April 2023}
If there are active loans on this property then goto MORTSPEC
All others goto GRNDRENT

INCLUDE_03I

Field

BSECT3A1.BCurrentProps.BSect3I.INCLUDE_03I

Description: Include fields/checks from Block BSECT3.BSECT3BDEFGHI.BSect3I

Form Pane Label:

SAS Name:

Tag Name:

Inherited Universe:

Universe:

Universe Description:

Question Text:

Type: Classification

Length: 0

- Don't Know
- Refuse
- Empty

- On Input
- On Output

Array:

Special Instructions: Include all fields/checks from Block BSECT3.BSECT3BDEFGHI.BSect3I here

Field

S3CurrentProps_END
BSECT3A1.BCurrentProps.S3CurrentProps_END

Description: End for properties on SCIF

Form Pane Label:

SAS Name:

Tag Name:

Inherited Universe:

Universe:

Universe Description:

Question Text:

Type: Classification

Length: 0

- Don't Know
- Refuse
- Empty

- On Input
- On Output

Array:

Skip Instructions: IF there are more "good" properties on the SCIF then go back to TStillOwn for the next property

ELSE exit block and goto PURPROP

PURPROP
BSECT3A1.PURPROP

Field

Description:

Form Pane Label: Acquired any property

SAS Name:

Tag Name: PURPROP

Inherited Universe:

Universe:

Universe Description: All who get this block

Question Text:  8

**^recentacquiredproperty ^Sincefill the first of ^REF_MONTH, ^have_has2
^YOU_YRCU purchased or otherwise acquired any property or real estate?**

Fills: recentacquiredproperty

Instructions: If interview 2-4 and the sample unit was reported as owned for the first time in the current interview (OWNED = 1 or STLRENT = 3 and there is no 8500.OWNYB = 100 with 8500.OPB_STAT = 1)- no active sample unit on input, fill "Other than the Sample Unit which you recently acquired"

Fills: Sincefill

Instructions: IF INTNMBR = 2, 3 or 4 and the sample unit was reported as owned for the first time in the current interview (OWNED = 1 or STLRENT = 3 and there is no 8500.OWNYB = 100 with 8500.OPB_STAT = 1)- no active sample unit on input, fill "since"
ELSE fill "Since"

Fills: REF_MONTH

Instructions: Set REF_MONTH = 3 months before the interview.
Calculated by taking the INTPER from record type 10 to come up with the base month to start from.

Fills: have_has2

Instructions: IF NUMHOUSE = 1 then fill "have"
ELSE fill "has"

Fills: YOU_YRCU

Instructions: IF NUMHOUSE = 1 then fill "you"
ELSE fill "your household"

Type: Enumerated
Length: 1

Answer List: TYesNo

Value:	Mnemonic:	Description:
1	Yes	Yes
2	No	No

- Don't Know
- Refuse
- Empty

- On Input
- On Output

Array:

Skip Instructions: 1: Goto PCODE

2,DK,RF: Goto 3A1_END

Instrument SAS Name: PURPROP

Destination Data Set: SECT3

Report Section: 03A1

PCODE

Field

BSECT3A1.PCODE

Description:

Form Pane Label: Property Descriptions

SAS Name:

Tag Name: PCODE

Inherited Universe:

Universe: PURPROP = Yes {1}

Universe Description:

Help Screen: H_PTYPE

Question Text:  8 ? [F1]

What kind of property(ies) is this new property or real estate?

✦ Enter all that apply, separate with commas

Type: Set

Max Number of Values: 4

Length: 1

Answer List: TPcode

Value:	Mnemonic:	Description:
1	Business	Commercial real estate or farm land
2	Investment	Properties rented out or owned only for investment purposes
3	Vacation	Other homes, vacation homes, recreational properties including timeshares
4	Land	Land with no buildings on it

- Don't Know
- Refuse
- Empty

- On Input
- On Output

Array:

Skip Instructions: if 1 is selected then goto CK_PCODE
if 2 is selected then goto NPRP6

if 3 is selected then goto NPROP2
if 4 is selected then goto NPROP4

Instrument SAS Name: PCODE

Destination Data Set: SECT3

Report Section: 03A1

CK_PCODE
BSECT3A1.CK_PCODE

Check

Description: Business Property

Inherited Universe:

Universe: Business {1} IN PCODE

Universe Description:

Text: * No further information is collected for commercial real estate or farm land.

Press SUPPRESS to continue.

Check Instructions:

Type: Soft

Skip Instructions: Suppress: IF 2 is selected then goto NPROP6
ELSEIF 3 is selected then goto NPROP2
ELSEIF 4 is selected then goto NPROP4
ELSE goto S3A1_END

All others, go back to PCODE

Field

NPROP6
BSECT3A1.NPROP6

Description:

Form Pane Label: # Investment properties

SAS Name:

Tag Name: NPROP6

Inherited Universe:

Universe: Investment {2} IN PCODE

Universe Description: Investment property selected

Question Text: How many properties rented out or owned only for investment purposes?

Type: Integer

Length: 2

Min: 1

Max: 20

- Don't Know
- Refuse
- Empty

- On Input
- On Output

Array:

Skip Instructions: IF OnceNProp6 = 1 AND NPROP6 < OrigNprop6 then goto CK_NPROP6

ELSEIF 3 is selected in PCODE then goto NPROP2

ELSEIF 4 is selected in PCODE then goto NPROP4

ELSE goto S3A1_END

Instrument SAS Name: NPROP6

Destination Data Set: SECT3

Report Section: 03A1

Date Implemented (YYYY-MM-DD): 2011-04-01 00:00:00

CK_NPROP6
BSECT3A1.CK_NPROP6

Check

Description: Can't lower entry in how many after section complete

Inherited Universe:

Universe: OnceNProp6 = 1 AND NPROP6 < OrigNprop6

Universe Description: Section 3A1 has been completed AND FR attempts to lower the entry

Text:

- Number of properties cannot be lowered now.
To delete a property, enter 888 in the property description field

Press ENTER to re-enter the original number of properties (which was
^OrigNprop6)

Check Instructions:

Type: Hard

Skip Instructions: Go back to NPROP6

Fills: OrigNprop6

Instructions: Fill entry in OrigNprop6

Field

NPROP2
BSECT3A1.NPROP2

Description:

Form Pane Label: # Second/vac homes

SAS Name:

Tag Name: NPROP2

Inherited Universe:

Universe: Vacation {3} IN PCODE

Universe Description:

Question Text: How many other homes, vacation homes or recreational properties, including timeshares?

◆ Exclude right-to-use timeshares, vacation clubs, or destination clubs.

Type: Integer

Length: 2

Min: 1

Max: 20

- Don't Know
- Refuse
- Empty

- On Input
- On Output

Array:

Skip Instructions: IF (OnceNProp2 = 1) AND (NPROP2 < ORIGNPROP2) then goto CK_NPROP2

ELSEIF 4 is selected in PCODE then goto NPROP4

ELSE goto S3A1_END

Instrument SAS Name: NPROP2

Destination Data Set: SECT3

Report Section: 03A1

CK_NPROP2
BSECT3A1.CK_NPROP2

Check

Description: Can't lower entry in how many after section complete

Inherited Universe:

Universe: OnceNProp2 = 1 AND NPROP2 < ORIGNPROP2

Universe Description: Section 3A1 has been completed AND FR attempts to lower the entry in NPROP2

Text: ♦ Number of properties cannot be lowered now.
To delete a property, enter 888 in the property description field.

Press ENTER to re-enter the original number of properties (which was
^OrigNprop2)

Check Instructions:

Type: Hard

Skip Instructions: Go back to NPROP2

Fills: OrigNprop2

Instructions: Fill entry in OrigNprop2

Field

NPROP4
BSECT3A1.NPROP4

Description:

Form Pane Label: # Unimproved land

SAS Name:

Tag Name: NPROP4

Inherited Universe:

Universe: Land {4} IN PCODE

Universe Description:

Question Text: How many were land with no buildings on it?

Type: Integer

Length: 2

Min: 1

Max: 20

- Don't Know
- Refuse
- Empty

- On Input
- On Output

Array:

Skip Instructions: IF OnceNprop4 = 1 AND NPROP4 < OrigNprop4 then goto CK_NPROP4

ELSE goto S3A1_END

Instrument SAS Name: NPROP4

Destination Data Set: SECT3

Report Section: 03A1

CK_NPROP4
BSECT3A1.CK_NPROP4

Check

Description: Can't lower entry in how many after section complete

Inherited Universe:

Universe: (OnceNprop4 = 1) AND (NPROP4 < OrigNprop4)

Universe Description: (Section 3A1 has been completed) AND \
(the FR attempts to lower the entry)\

Text: * Number of properties cannot be lowered now.
To delete a property, enter 888 in the property description field.

Press ENTER to re-enter the original number of properties (which was
^OrigNprop4)

Check Instructions:

Type: Hard

Skip Instructions: Go back to NPROP4

Fills: OrigNprop4

Instructions: Fill entry in OrigNprop4

Field

S3A1_END
BSECT3A1.S3A1_END

Description: End of Section 3A1

Form Pane Label:

SAS Name:

Tag Name:

Inherited Universe:

Universe: PURPROP = No {2} or PURPROP = NONRESPONSE or PCODE = RESPONSE

Universe Description:

Question Text:

Type: Classification

Length: 0

Don't Know

Refuse

Empty

On Input

On Output

Store Instructions: 1. Set original property #

IF PURPROP = No {2} or PURPROP = NONRESPONSE or
PCODE = RESPONSE THEN

IF OnceNprop2 = EMPTY then

Set OrigNprop2 = Nprop2

Set OnceNprop2 = 1

IF OnceNprop6 = EMPTY then

Set OrigNprop6 = Nprop6

Set OnceNprop6 = 1

IF OnceNprop4 = EMPTY then

Set OrigNprop4 = Nprop4

Set OnceNprop4 = 1

2. Set Section Complete flag

If INTNMBR = 2-4 And NEWCU <> 1 and there were previously
reported properties then:

If all appropriate properties on the inventory grid

have been updated AND PURPROP = RESPONSE or
PURPROP = NONRESPONSE, AND there are no more new properties (Or NO
new
properties) then set the section complete flag

If INTNMBR = 2-4 And NEWCU <> 1 and there were NO
previously reported properties then:
If there are no more new properties (Or No new
properties) then set the section complete flag

3. IF PURPROP = No {2} or PURPROP = NONRESPONSE or PCODE =
RESPONSE then set S3A1_END = 1

Array:

Special Instructions: 1. If Vacation {3} selected in PCODE then add to the array the # of records indicated
in NPROP2.

PROP_NOB should be set to the next available property number.
Store 1 in OWNSTAT. (Temporarily set to 1, will find out true status in 3B)

2. If Investment {2} selected in PCODE then add to the array the # of records
indicated in NPROP6.

PROP_NOB should be set to the next available property number.
Store 1 in OWNSTAT. (Temporarily set to 1, will find out true status in 3B)

3. If Land {4} selected in PCODE then add to the array the # of records indicated in
NPROP4.

PROP_NOB should be set to the next available property number.
Store 1 in OWNSTAT. (Temporarily set to 1, will find out true status in 3B)

NOTE: We do not create a property record nor collect any detailed information for
commercial

business properties (Business {1} selected in PCODE.)

4. If OWNED = Yes {1} AND (There are no other properties with
OWNYB = 100 and OPB_STAT = 1 or STILOWN is not 2) then add 1 record to
the array.

Set OWNSTAT = 1, set PROP_NOB to the next available property number.

Skip Instructions: IF (PURPROP = 2, DK, RF) OR (ONLY answer option 1 was selected in PCODE and
there is no new sample unit) then exit block and goto ANYRENT

ELSE goto Section 3B (BSect3BDEFGHI)

Report Section: 03A1

Block

BSect3A2
BSect3A2

Description: Screening Questions

Tab Name:

Fly Over Name:

Universe Type: If

Inherited Universe:

Universe: [INTNMBR = 1 or (NEWCU = 1 and prechart = EMPTY and 8500.SECTCOMP[23] <> 1)] and S3_INTRO = Continue {1}

Universe Description: This is a new case

Array:

Block Instructions: 1. Max number of properties is 12

2. Section Label: Section 3, Part A2 - Screening Questions

S3A2SCRN

Field

BSect3A2.S3A2SCRN

Description: Owned any/ any other real estate screener

Form Pane Label: Owned Real Estate

SAS Name: S3A2SCRN

Tag Name:

Inherited Universe:

Universe:

Universe Description: All

Question Text:  8

Since the first of ^REF_MONTH, ^have_has2 ^YOU_YRCU owned ^S3A2_OTHER real estate, such as other homes, timeshares, or land without buildings on it? Please include real estate that ^YOU_YRCU owned at the beginning of ^REF_MONTH but no longer own.

Fills: REF_MONTH

Instructions: Set REF_MONTH = 3 months before the interview.

Calculated by taking the INTPER from record type 10 to come up with the base month to start from.

Fills: have_has2

Instructions: IF NUMHOUSE = 1 then fill "have"

ELSE fill "has"

Fills: YOU_YRCU

Instructions: IF NUMHOUSE = 1 then fill "you"

ELSE fill "your household"

Fills: S3A2_OTHER

Instructions: If BSect02.OWNED = 1 then fill 'any other'

Else fill 'any'

Type: Enumerated

Length: 1

Answer List: TYesNo

Value:	Mnemonic:	Description:
--------	-----------	--------------

1	Yes	Yes
2	No	No

- Don't Know
- Refuse
- Empty

- On Input
- On Output

Array:

Skip Instructions: 1,DK,RF: Goto OTHERHOM

2: Goto S3A2_END

Instrument SAS Name: S3A2SCRN

Destination Data Set: SECT3

OTHERHOM
BSect3A2.OTHERHOM

Field

Description: lived in any other homes that you still own

Form Pane Label: Prev primary res

SAS Name:

Tag Name: OTHERHOM

Inherited Universe:

Universe: S3A2SCRN = Yes {1} or S3A2SCRN = NONRESPONSE

Universe Description: Screener is Yes, DK, or RF

Question Text:  8

Since the first of ^REF_MONTH, ^have_has2 ^YOU_YRCU lived in any other home that ^YOU_ANYMEM still ^own_owns?

Fills: REF_MONTH

Instructions: Set REF_MONTH = 3 months before the interview.

Calculated by taking the INTPER from record type 10 to come up with the base month to start from.

Fills: have_has2

Instructions: IF NUMHOUSE = 1 then fill "have"
ELSE fill "has"

Fills: YOU_YRCU

Instructions: IF NUMHOUSE = 1 then fill "you"
ELSE fill "your household"

Fills: YOU_ANYMEM

Instructions: IF NUMHOUSE = 1 then fill "you"
ELSE fill "you or any members of your household"

Fills: own_owns

Instructions: IF NUMHOUSE = 1 then fill "own"
ELSE fill "owns"

Type: Enumerated

Length: 1

Answer List: TYesNo

Value:	Mnemonic:	Description:
1	Yes	Yes
2	No	No

- Don't Know
- Refuse
- Empty

- On Input
- On Output

Array:

Skip Instructions: 1: Goto NOPROP

2,DK,RF: Goto BUSPROP3

Instrument SAS Name: OTHERHOM

Destination Data Set: SECT3

Report Section: 03A2

NOPROP
BSect3A2.NOPROP

Field

Description:

Form Pane Label: # Prev prim res

SAS Name:

Tag Name: NOPROP

Inherited Universe:

Universe: OTHERHOM = Yes {1}

Universe Description:

Question Text: How many?

Type: Integer

Length: 2

Min: 1

Max: 20

Don't Know

Refuse

Empty

On Input

On Output

Array:

Skip Instructions: IF (Section 3A2 has been completed) AND (the FR attempts to lower the entry) then
goto CK_NOPROP

ELSEIF entry > 5 then goto ERR1_NOPROP

ELSE goto BUSPROP3

Instrument SAS Name: NOPROP

Destination Data Set: SECT3

Report Section: 03A2

Check

ERR1_NOPROP
BSect3A2.ERR1_NOPROP

Description: Out of Range Check

Inherited Universe:

Universe: NOPROP > 5 AND NOPROP = RESPONSE

Universe Description:

Text: * VALUE ENTERED IS UNUSUALLY HIGH OR LOW

PLEASE VERIFY

Check Instructions:

Type: Soft

Skip Instructions: Suppress: Goto BUSPROP3

All others go back to NOPROP

CK_NOPROP
BSect3A2.CK_NOPROP

Check

Description: Can't lower entry in how many after section complete

Inherited Universe:

Universe: (Section 3A2 has been completed) AND (the FR attempts to lower the entry in NOPROP)

Universe Description:

Text: * Number of properties cannot be lowered now.
To delete a property, enter 888 in the property description field.

Press ENTER to re-enter the original number of properties (which was ^ITEM)

Check Instructions:

Type: Hard

Skip Instructions: Go back to NOPROP

Fills: ITEM

Instructions: Fill number of mortgages originally entered (NUMPRPTY, NOPROP, SEC_NUM, BUILDNUM, HWMANY1, HWMANY2, HWMANY3, HWMANY4, HWMANY5) as appropriate

Field

BUSPROP3
BSect3A2.BUSPROP3

Description: Own commercial property for business only?

Form Pane Label: Commercial Bus. Props.

SAS Name:

Tag Name: BUSPROP3

Inherited Universe:

Universe: S3A2SCRN = Yes {1} OR S3A2SCRN = NONRESPONSE

Universe Description: Screener is Yes,DK, or RF

Help Screen: H_BUSPROP3

Question Text:  8 ? [F1]

^DoDoes_C ^You_Anyone2 own any commercial real estate or farm land?

Fills: DoDoes_C

Instructions: IF NUMHOUSE = 1 then fill "Do"
ELSE fill "Does"

Fills: You_Anyone2

Instructions: IF NUMHOUSE = 1 then fill 'you'
ELSE fill 'anyone in your household'

Type: Enumerated

Length: 1

Answer List: TYesNo

Value:	Mnemonic:	Description:
1	Yes	Yes
2	No	No

- Don't Know
- Refuse
- Empty

- On Input
- On Output

Array:

Skip Instructions: 1: Goto BUSP3

DK,RF: Goto RESBUSPR

Instrument SAS Name: BUSPROP3

Destination Data Set: SECT3

Report Section: 03A2

Field

BUSP3
BSect3A2.BUSP3

Description: No further information is collected for commercial real estate or farm land

Form Pane Label: Commercial Bus. Props.

SAS Name:

Tag Name: BUSP3

Inherited Universe:

Universe: BUSPROP3 = Yes {1}

Universe Description: Yes person has business commercial real estate

Question Text: ♦ No further information is collected for commercial real estate or farm land.

Type: Enumerated

Length: 1

Answer List: TContinue

Value:	Mnemonic:	Description:
1	Continue	Enter 1 to Continue

Don't Know

Refuse

Empty

On Input

On Output

Array:

Skip Instructions: Goto RESBUSPR

Instrument SAS Name: BUSP3

Destination Data Set: SECT3

Report Section: 03A2

RESBUSPR

Field

BSect3A2.RESBUSPR

Description: Own residential property for business only?

Form Pane Label: Residential Bus. Props.

SAS Name:

Tag Name: RESBUSPR

Inherited Universe:

Universe: S3A2SCRN = Yes {1} OR S3A2SCRN = NONRESPONSE

Universe Description: Screener is Yes, DK or RF

Help Screen: H_RESBUSPR

Question Text:  8 ? [F1]

^CommercialProperty

^DoDoes_resbus ^You_Anyone2 currently own any property owned only for rental or investment purposes?

Fills: CommercialProperty

Instructions: IF BUSPROP3 = Yes {1} then fill 'Not including commercial real estate or farm land,'
ELSE fill blank.

Fills: DoDoes_resbus

Instructions: IF BUSPROP3 = Yes (1) then fill ^DoDoes
ELSE fill ^DoDoes_C

Fills: DoDoes

Instructions: IF NUMHOUSE = 1 then fill "do"
ELSE fill "does"

Fills: DoDoes_C

Instructions: IF NUMHOUSE = 1 then fill "Do"
ELSE fill "Does"

Fills: You_Anyone2

Instructions: IF NUMHOUSE = 1 then fill 'you'
ELSE fill 'anyone in your household'

Type: Enumerated

Length: 1

Answer List: TYesNo

Value:	Mnemonic:	Description:
1	Yes	Yes
2	No	No

- Don't Know
- Refuse
- Empty

- On Input
- On Output

Array:

Skip Instructions: 1: Goto RES_NUM

2,DK,RF: Goto SECHOME

Instrument SAS Name: RESBUSPR

Destination Data Set: SECT3

Report Section: 03A2

Date Implemented (YYYY-MM-DD): 2011-04-01 00:00:00

RES_NUM
BSect3A2.RES_NUM

Field

Description: # Residential Business Properties

Form Pane Label: # Res Business Props.

SAS Name:

Tag Name: RES_NUM

Inherited Universe:

Universe: RESBUSPR = Yes {1}

Universe Description:

Question Text: How many rental or investment properties?

Type: Integer

Length: 2

Min: 1

Max: 20

Don't Know

Refuse

Empty

On Input

On Output

Array:

Skip Instructions: Goto SECHOME

Instrument SAS Name: RES_NUM

Destination Data Set: SECT3

Report Section: 03A2

Date Implemented (YYYY-MM-DD): 2011-04-01 00:00:00

Field

SECHOME
BSect3A2.SECHOME

Description:

Form Pane Label: Second Home

SAS Name:

Tag Name: SECHOME

Inherited Universe:

Universe: S3A2SCRN = Yes {1} OR S3A2SCRN = NONRESPONSE

Universe Description: Screener is Yes, DK, or RF

Question Text:  8

^FRINSTRUCTION

^PROPERTYOWNERFILL

^Dodoes_sechome ^You_Anyone2 currently own any other homes, vacation homes, or recreational properties, including timeshares?

- Exclude right-to-use timeshares, vacation clubs, or destination clubs.

Fills: FRINSTRUCTION

Instructions: IF BUSPROP3 = Yes {1} then fill "In the following questions, please do not include any of the properties ^You_Anyone2 ^own_owns only for business or investment purposes."

ELSE do not fill anything

Fills: You_Anyone2

Instructions: IF NUMHOUSE = 1 then fill 'you'
ELSE fill 'anyone in your household'

Fills: own_owns

Instructions: IF NUMHOUSE = 1 then fill "own"
ELSE fill "owns"

Fills: PROPERTYOWNERFILL

Instructions: If OWNED = 2 (from Section 2), fill "Other than the property you have already mentioned." ELSE leave blank.

Fills: Dodoes_sechome

Instructions: IF OWNED = Yes {1} and NUMHOUSE = 1 then fill "Do"

ELSEIF OWNED = Yes {1} and NUMHOUSE > 1 then fill "Does"
ELSEIF NUMHOUSE = 1 then fill "do"
ELSEIF NUMHOUSE > 1 then fill "does"

Fills: You_Anyone2

Instructions: **IF NUMHOUSE = 1 then fill 'you'**
ELSE fill 'anyone in your household'

Type: Enumerated
Length: 1

Answer List: TYesNo

Value:	Mnemonic:	Description:
1	Yes	Yes
2	No	No

Don't Know
 Refuse
 Empty

On Input
 On Output

Array:

Skip Instructions: 1: Goto SEC_NUM

2,DK,RF: Goto NOBUILD

Instrument SAS Name: SECHOME

Destination Data Set: SECT3

Report Section: 03A2

Field

SEC_NUM
BSect3A2.SEC_NUM

Description: # Second Homes

Form Pane Label: # Second Homes

SAS Name:

Tag Name: SEC_NUM

Inherited Universe:

Universe: SECHOME = Yes {1}

Universe Description:

Question Text: How many?

✦ Exclude right-to-use timeshares, vacation clubs, or destination clubs.

Type: Integer

Length: 2

Min: 1

Max: 20

Don't Know

Refuse

Empty

On Input

On Output

Array:

Skip Instructions: IF (Section 3A2 has been completed) AND (the FR attempts to lower the entry) then
goto CK_SECNUM

ELSEIF entry > 5 then goto ERR1_SECNUM

ELSE goto NOBUILD

Instrument SAS Name: SEC_NUM

Destination Data Set: SECT3

Report Section: 03A2

CK_SECNUM
BSect3A2.CK_SECNUM

Check

Description: Can't lower entry in how many after section complete

Inherited Universe:

Universe: (Section 3A2 has been completed) AND (the FR attempts to lower the entry in SEC_NUM)

Universe Description:

Text: * Number of properties cannot be lowered now.
To delete a property, enter 888 in the property description field.

Press ENTER to re-enter the original number of properties (which was ^ITEM)

Check Instructions:

Type: Hard

Skip Instructions: Go back to SEC_NUM

Fills: ITEM

Instructions: Fill number of mortgages originally entered (NUMPRPTY, NOPROP, SEC_NUM, BUILDNUM, HWMANY1, HWMANY2, HWMANY3, HWMANY4, HWMANY5) as appropriate

Check

ERR1_SECNUM
BSect3A2.ERR1_SECNUM

Description: Out of Range Check

Inherited Universe:

Universe: SEC_NUM > 5 AND SEC_NUM = RESPONSE

Universe Description:

Text: * THE VALUE ENTERED IS UNUSUALLY HIGH OR LOW

PLEASE VERIFY

Check Instructions:

Type: Soft

Skip Instructions: Suppress: Goto NOBUILD

All others go back to SEC_NUM

NOBUILD

Field

BSect3A2.NOBUILD

Description: own any land without buildings on it

Form Pane Label: Unimproved Land

SAS Name:

Tag Name: NOBUILD

Inherited Universe:

Universe: S3A2SCRN = Yes {1} OR S3A2SCRN = NONRESPONSE

Universe Description: Screener is Yes, DK, RF

Help Screen: H_NOBUILD

Question Text:  8 ? [F1]

Other than property you have already mentioned, ^DoDoes ^You_Anyone2 own any land without buildings on it?

Fills: DoDoes

Instructions: IF NUMHOUSE = 1 then fill "do"
ELSE fill "does"

Fills: You_Anyone2

Instructions: IF NUMHOUSE = 1 then fill 'you'
ELSE fill 'anyone in your household'

Type: Enumerated

Length: 1

Answer List: TYesNo

Value:	Mnemonic:	Description:
1	Yes	Yes
2	No	No

- Don't Know
- Refuse
- Empty

- On Input
- On Output

Array:

Skip Instructions: 1: Goto BUILDNUM

2,DK,RF: Goto NOLONGER

Instrument SAS Name: NOBUILD

Destination Data Set: SECT3

Report Section: 03A2

BUILDNUM

Field

BSect3A2.BUILDNUM

Description: # Unimproved land

Form Pane Label: # Unimproved land

SAS Name:

Tag Name: BUILDNUM

Inherited Universe:

Universe: NOBUILD = Yes {1}

Universe Description:

Question Text: How many?

Type: Integer

Length: 2

Min: 1

Max: 20

- Don't Know
- Refuse
- Empty

- On Input
- On Output

Array:

Skip Instructions: IF (Section 3A2 has been completed) AND (the FR attempts to lower the entry) then
goto CK_BUILDNUM

ELSEIF entry > 5 then goto ERR1_BUILDNUM

ELSE goto NOLONGER

Instrument SAS Name: BUILDNUM

Destination Data Set: SECT3

Report Section: 03A2

Check

ERR1_BUILDNUM
BSect3A2.ERR1_BUILDNUM

Description: Out of Range Check

Inherited Universe:

Universe: BUILDNUM > 5 AND BUILDNUM = RESPONSE

Universe Description:

Text: * THE VALUE ENTERED IS UNUSUALLY HIGH OR LOW
PLEASE VERIFY

Check Instructions:

Type: Soft

Skip Instructions: Suppress: Goto NOLONGER

All others go back to BUILDNUM

CK_BUILDNUM
BSect3A2.CK_BUILDNUM

Check

Description: Can't lower entry in how many after section complete

Inherited Universe:

Universe: (Section 3A2 has been completed) AND (the FR attempts to lower the entry in BUILDNUM)

Universe Description:

Text: * Number of properties cannot be lowered now.
To delete a property, enter 888 in the property description field.

Press ENTER to re-enter the original number of properties (which was ^ITEM)

Check Instructions:

Type: Hard

Skip Instructions: Go back to BUILDNUM

Fills: ITEM

Instructions: Fill number of mortgages originally entered (NUMPRPTY, NOPROP, SEC_NUM, BUILDNUM, HWMANY1, HWMANY2, HWMANY3, HWMANY4, HWMANY5) as appropriate

Field

NOLONGER
BSect3A2.NOLONGER

Description: No Longer Own

Form Pane Label: No Longer Own

SAS Name:

Tag Name: NOLONGER

Inherited Universe:

Universe: S3A2SCRN = Yes {1} OR S3A2SCRN = NONRESPONSE

Universe Description: Screener is Yes, DK, or RF

Question Text:  8

Are there any properties that ^YOU_YRCU owned at the beginning of
^REF_MONTH that ^YOU_YRCU no longer ^own_owns?

Fills: YOU_YRCU

Instructions: IF NUMHOUSE = 1 then fill "you"
ELSE fill "your household"

Fills: REF_MONTH

Instructions: Set REF_MONTH = 3 months before the interview.
Calculated by taking the INTPER from record type 10 to come up with the base
month to start from.

Fills: own_owns

Instructions: IF NUMHOUSE = 1 then fill "own"
ELSE fill "owns"

Type: Enumerated

Length: 1

Answer List: TYesNo

Value:	Mnemonic:	Description:
1	Yes	Yes
2	No	No

- Don't Know
- Refuse

Empty

On Input

On Output

Array:

Skip Instructions: 1: Goto NUMPRPTY

2,DK,RF: Goto S3A2_END

Instrument SAS Name: NOLONGER

Destination Data Set: SECT3

Report Section: 03A2

Field

NUMPRPTY
BSect3A2.NUMPRPTY

Description: # No Longer Own

Form Pane Label: # No Longer Own

SAS Name:

Tag Name: NUMPRPTY

Inherited Universe:

Universe: NOLONGER = Yes {1}

Universe Description:

Question Text: How many different properties?

Type: Integer

Length: 2

Min: 1

Max: 20

- Don't Know
- Refuse
- Empty

- On Input
- On Output

Array:

Skip Instructions: 1-20: IF (Section 3A2 has been completed) AND (the FR attempts to lower the entry)
then
 goto CK_NUMPRPTY
 ELSEIF entry > 5 then goto ERR1_NUMPRPTY
 ELSE goto P_TYPE

DK,RF: Goto S3A2_END

Instrument SAS Name: NUMPRPTY

Destination Data Set: SECT3

Report Section: 03A2

ERR1_NUMPRPTY
BSect3A2.ERR1_NUMPRPTY

Check

Description: Out of Range Check

Inherited Universe:

Universe: NUMPRPTY > 5 AND NUMPRPTY= RESPONSE

Universe Description:

Text: * THE VALUE ENTERED IS UNUSUALLY HIGH OR LOW
PLEASE VERIFY

Check Instructions:

Type: Soft

Skip Instructions: Suppress: Goto P_TYPE

All others, go back to NUMPRPTY

Check

CK_NUMPRPTY
BSect3A2.CK_NUMPRPTY

Description: Can't lower entry in how many after section complete

Inherited Universe:

Universe: (Section 3A2 has been completed) AND (the FR attempts to lower the entry in NUMPRPTY)

Universe Description:

Text: * Number of properties cannot be lowered now.
To delete a property, enter 888 in the property description field.

Press ENTER to re-enter the original number of properties (which was ^ITEM)

Check Instructions:

Type: Hard

Skip Instructions: Go back to NUMPRPTY

Fills: ITEM

Instructions: Fill number of mortgages originally entered (NUMPRPTY, NOPROP, SEC_NUM, BUILDNUM, HWMANY1, HWMANY2, HWMANY3, HWMANY4, HWMANY5) as appropriate

P_TYPE

Field

BSect3A2.P_TYPE

Description:

Form Pane Label: Property Type

SAS Name:

Tag Name: P_TYPE

Inherited Universe:

Universe: NUMPRPTY = RESPONSE

Universe Description:

Help Screen: H_PTYPE

Question Text:  8 ? [F1]

What type of ^Propertywaswereit?

• Enter all that apply, separate with commas.

Fills: Propertywaswereit

Instructions: IF NUMPRPTY = 1 then fill "property was it"
ELSEIF NUMPRPTY > 1 then fill "properties were they"

Type: Set

Max Number of Values: 5

Length: 1

Answer List: TPTYPE

Value:	Mnemonic:	Description:
1	Home	A home in which ^YOU_YRCU used to live
2	OthHom	Other homes, vacation homes, recreational properties including timeshares
3	ComFarm	Commercial real estate or farm land
4	RentHome	Properties rented out or owned only for investment purposes
5	Land	Land with no buildings on it

- Don't Know
 Refuse
 Empty

On Input

On Output

Store Instructions: If only 1 selected in P_TYPE and NUMPRPTY = 1 prefill HWMANY1 = 1
If only 2 selected in P_TYPE and NUMPRPTY = 1 prefill HWMANY2 = 1
If only 3 selected in P_TYPE and NUMPRPTY = 1 prefill HWMANY3 = 1
If only 4 selected in P_TYPE and NUMPRPTY = 1 prefill HWMANY4 = 1
If only 5 selected in P_TYPE and NUMPRPTY = 1 prefill HWMANY5 = 1

Array:

Skip Instructions: 1-5: IF NUMPRPTY = DK or RF then goto S3A2_END
If 1 selected in P_TYPE and NUMPRPTY > 1 then goto HWMANY1
If only 1 selected in P_TYPE and NUMPRPTY = 1 then goto S3A2_END

If 2 selected in P_TYPE and NUMPRPTY > 1 then goto HWMANY2
If only 2 selected in P_TYPE and NUMPRPTY = 1 then goto S3A2_END

If 3 selected in P_TYPE and NUMPRPTY > 1 then goto HWMANY3
If only 3 selected in P_TYPE and NUMPRPTY = 1 then goto S3A2_END

If 4 selected in P_TYPE and NUMPRPTY > 1 then goto HWMANY4
If only 4 selected in P_TYPE and NUMPRPTY = 1 then goto S3A2_END

If 5 selected in P_TYPE and NUMPRPTY > 1 then goto HWMANY5
If only 5 selected in P_TYPE and NUMPRPTY = 1 then goto S3A2_END

RF: Goto S3A2_END

Instrument SAS Name: P_TYPE

Destination Data Set: SECT3

Report Section: 03A2

HWMANY1

Field

BSect3A2.HWMANY1

Description: Number of homes in which respondent used to live

Form Pane Label: # Use to Live in

SAS Name:

Tag Name: HWMANY1

Inherited Universe:

Universe: Home {1} IN P_TYPE AND NUMPRPTY IN [2...20]

Universe Description:

Question Text: How many homes in which ^You_Anyone2 used to live did ^You_Anyone2 dispose of since ^REF_MONTH?

Fills: You_Anyone2

Instructions: IF NUMHOUSE = 1 then fill 'you'
ELSE fill 'anyone in your household'

Fills: REF_MONTH

Instructions: Set REF_MONTH = 3 months before the interview.
Calculated by taking the INTPER from record type 10 to come up with the base month to start from.

Type: Integer

Length: 2

Min: 1

Max: 9

- Don't Know
- Refuse
- Empty

- On Input
- On Output

Array:

Skip Instructions: IF (Section 3A2 has been completed) AND (the FR attempts to lower the entry) then goto CK_HWMANY1

ELSEIF 2 selected in P_TYPE then goto HWMANY2
ELSEIF 3 selected in P_TYPE then goto HWMANY3
ELSEIF 4 selected in P_TYPE then goto HWMANY4
ELSEIF 5 selected in P_TYPE then goto HWMANY5

ELSE goto S3A2_CHK

Instrument SAS Name: HWMANY1

Destination Data Set: SECT3

Report Section: 03A2

CK_HWMANY1
BSect3A2.CK_HWMANY1

Check

Description: Can't lower entry in how many after section complete

Inherited Universe:

Universe: (Section 3A2 has been completed) AND (the FR attempts to lower the entry in CK_HWMANY1)

Universe Description:

Text: * Number of properties cannot be lowered now.
To delete a property, enter 888 in the property description field.

Press ENTER to re-enter the original number of properties (which was ^ITEM)

Check Instructions:

Type: Hard

Skip Instructions: Go back to HWMANY1

Fills: ITEM

Instructions: Fill number of mortgages originally entered (NUMPRPTY, NOPROP, SEC_NUM, BUILDNUM, HWMANY1, HWMANY2, HWMANY3, HWMANY4, HWMANY5) as appropriate

Field

HWMANY2
BSect3A2.HWMANY2

Description: Number of second homes

Form Pane Label: # Second homes

SAS Name:

Tag Name: HWMANY2

Inherited Universe:

Universe: OthHome {2} IN P_TYPE AND NUMPRPTY IN [2...20]

Universe Description:

Question Text: How many other homes, vacation homes, recreational properties, or timeshares did ^You_Anyone2 dispose of since ^REF_MONTH?

Fills: You_Anyone2

Instructions: IF NUMHOUSE = 1 then fill 'you'
ELSE fill 'anyone in your household'

Fills: REF_MONTH

Instructions: Set REF_MONTH = 3 months before the interview.
Calculated by taking the INTPER from record type 10 to come up with the base month to start from.

Type: Integer

Length: 2

Min: 1

Max: 9

Don't Know

Refuse

Empty

On Input

On Output

Array:

Skip Instructions: IF (Section 3A2 has been completed) AND (the FR attempts to lower the entry) then goto CK_HWMANY2

ELSEIF 3 selected in P_TYPE then goto HWMANY3

ELSEIF 4 selected in P_TYPE then goto HWMANY4
ELSEIF 5 selected in P_TYPE then goto HWMANY5
ELSE goto S3A2_CHK

Instrument SAS Name: HWMANY2

Destination Data Set: SECT3

Report Section: 03A2

Check

CK_HWMANY2
BSect3A2.CK_HWMANY2

Description: Can't lower entry in how many after section complete

Inherited Universe:

Universe: (Section 3A2 has been completed) AND (the FR attempts to lower the entry in HWMANY2)

Universe Description:

Text: * Number of properties cannot be lowered now.
To delete a property, enter 888 in the property description field.

Press ENTER to re-enter the original number of properties (which was ^ITEM)

Check Instructions:

Type: Hard

Skip Instructions: Go back to HWMANY2

Fills: ITEM

Instructions: Fill number of mortgages originally entered (NUMPRPTY, NOPROP, SEC_NUM, BUILDNUM, HWMANY1, HWMANY2, HWMANY3, HWMANY4, HWMANY5) as appropriate

HWMANY3

Field

BSect3A2.HWMANY3

Description: Number of commercial business properties

Form Pane Label: # comm business props

SAS Name:

Tag Name: HWMANY3

Inherited Universe:

Universe: ComFarm {3} IN P_TYPE AND NUMPRPTY IN [2...20]

Universe Description:

Question Text: How many commercial real estate or farm land properties did ^You_Anyone2 dispose of since ^REF_MONTH?

Fills: You_Anyone2

Instructions: IF NUMHOUSE = 1 then fill 'you'
ELSE fill 'anyone in your household'

Fills: REF_MONTH

Instructions: Set REF_MONTH = 3 months before the interview.
Calculated by taking the INTPER from record type 10 to come up with the base month to start from.

Type: Integer

Length: 2

Min: 1

Max: 9

Don't Know
 Refuse
 Empty

On Input
 On Output

Array:

Skip Instructions: IF (Section 3A2 has been completed) AND (the FR attempts to lower the entry) then
goto CK_HWMANY3
ELSE goto HWMANY3_INFO

Instrument SAS Name: HWMANY3

Destination Data Set: SECT3

Report Section: 03A2

CK_HWMANY3
BSect3A2.CK_HWMANY3

Check

Description: Can't lower entry in how many after section complete

Inherited Universe:

Universe: (Section 3A2 has been completed) AND (the FR attempts to lower the entry in HWMANY3)

Universe Description:

Text: * Number of properties cannot be lowered now.
To delete a property, enter 888 in the property description field.

Press ENTER to re-enter the original number of properties (which was ^ITEM)

Check Instructions:

Type: Hard

Skip Instructions: Go back to HWMANY3

Fills: ITEM

Instructions: Fill number of mortgages originally entered (NUMPRPTY, NOPROP, SEC_NUM, BUILDNUM, HWMANY1, HWMANY2, HWMANY3, HWMANY4, HWMANY5) as appropriate

Field

HWMANY3_INFO
BSect3A2.HWMANY3_INFO

Description: No further information is collected for commercial real estate or farm land.

Form Pane Label: No info for commercial

SAS Name:

Tag Name: HWMANY3_INFO

Inherited Universe:

Universe: HWMNAY3 = RESPONSE OR HWMANY3 = NONRESPONSE

Universe Description:

Question Text: ♦ No further information is collected for commercial real estate or farm land.

Type: Enumerated

Length: 1

Answer List: TContinue

Value:	Mnemonic:	Description:
1	Continue	Enter 1 to Continue

- Don't Know
- Refuse
- Empty

- On Input
- On Output

Array:

Skip Instructions: IF 4 selected in P_TYPE then goto HWMANY4
ELSEIF 5 selected in P_TYPE then goto HWMANY5
ELSE goto S3A2_CHK

Instrument SAS Name: HWMANY3_INFO

Destination Data Set: SECT3

Report Section: 03A2

HWMANY4

Field

BSect3A2.HWMANY4

Description: Number of residential business properties

Form Pane Label: # res business props

SAS Name:

Tag Name: HWMANY4

Inherited Universe:

Universe: RentHome {4} IN P_TYPE AND NUMPRPTY IN [2...20]

Universe Description:

Question Text: How many properties rented out or owned only for investment purposes did
^You_Anyone2 dispose of since ^REF_MONTH?

Fills: You_Anyone2

Instructions: IF NUMHOUSE = 1 then fill 'you'
ELSE fill 'anyone in your household'

Fills: REF_MONTH

Instructions: Set REF_MONTH = 3 months before the interview.
Calculated by taking the INTPER from record type 10 to come up with the base
month to start from.

Type: Integer

Length: 2

Min: 1

Max: 9

Don't Know
 Refuse
 Empty

On Input
 On Output

Array:

Skip Instructions: IF (Section 3A2 has been completed) AND (the FR attempts to lower the entry) then
goto CK_HWMANY4

ELSEIF 5 selected in P_TYPE then goto HWMANY5

ELSE goto S3A2_CHK

Instrument SAS Name: HWMANY4

Destination Data Set: SECT3

Report Section: 03A2

CK_HWMANY4
BSect3A2.CK_HWMANY4

Check

Description: Can't lower entry in how many after section complete

Inherited Universe:

Universe: (Section 3A2 has been completed) AND (the FR attempts to lower the entry in HWMANY4)

Universe Description:

Text: * Number of properties cannot be lowered now.
To delete a property, enter 888 in the property description field.

Press ENTER to re-enter the original number of properties (which was ^ITEM)

Check Instructions:

Type: Hard

Skip Instructions: Go back to HWMANY4

Fills: ITEM

Instructions: Fill number of mortgages originally entered (NUMPRPTY, NOPROP, SEC_NUM, BUILDNUM, HWMANY1, HWMANY2, HWMANY3, HWMANY4, HWMANY5) as appropriate

Field

HWMANY5
BSect3A2.HWMANY5

Description: Number of unimproved land properties

Form Pane Label: # Unimproved Land

SAS Name:

Tag Name: HWMANY5

Inherited Universe:

Universe: Land {5} IN P_TYPE AND NUMPRPTY IN [2...20]

Universe Description:

Question Text: How many land properties with no buildings on them did ^You_Anyone2 dispose of since ^REF_MONTH?

Fills: You_Anyone2

Instructions: IF NUMHOUSE = 1 then fill 'you'
ELSE fill 'anyone in your household'

Fills: REF_MONTH

Instructions: Set REF_MONTH = 3 months before the interview.
Calculated by taking the INTPER from record type 10 to come up with the base month to start from.

Type: Integer

Length: 2

Min: 1

Max: 9

Don't Know

Refuse

Empty

On Input

On Output

Array:

Skip Instructions: IF (Section 3A2 has been completed) AND (the FR attempts to lower the entry) then goto CK_HWMANY5

ELSE goto S3A2_CHK

Instrument SAS Name: HWMANY5

Destination Data Set: SECT3

Report Section: 03A2

Check

CK_HWMANY5
BSect3A2.CK_HWMANY5

Description: Can't lower entry in how many after section complete

Inherited Universe:

Universe: (Section 3A2 has been completed) AND the FR attempts to lower the entry in HWMANY5)

Universe Description:

Text: * Number of properties cannot be lowered now.
To delete a property, enter 888 in the property description field.

Press ENTER to re-enter the original number of properties (which was ^ITEM)

Check Instructions:

Type: Hard

Skip Instructions: Go back to HWMANY5

Fills: ITEM

Instructions: Fill number of mortgages originally entered (NUMPRPTY, NOPROP, SEC_NUM, BUILDNUM, HWMANY1, HWMANY2, HWMANY3, HWMANY4, HWMANY5) as appropriate

S3A2_CK
BSect3A2.S3A2_CK

Field

Description:

Form Pane Label:

SAS Name:

Tag Name:

Inherited Universe:

Universe: (Entry in last appropriate HWMANY item) AND (NUMPRPTY = 2-20)

Universe Description:

Question Text:

Type: Classification

Length: 0

- Don't Know
- Refuse
- Empty

- On Input
- On Output

Array:

Skip Instructions: IF (HWMANY1 + HWMANY2 + HWMANY3 +HWMANY4 + HWMANY5) <>
NUMPRPTY then goto CK_NUMPROP

ELSE goto S3A2_END

Report Section: 03A2

Check

CK_NMPROP
BSect3A2.CK_NMPROP

Description:

Inherited Universe:

Universe: (HWMANY1 + HWMANY2 + HWMANY3 + HWMANY4 + HWMANY5) <>
NUMPRPTY

Universe Description:

Text: * The total number of properties does not match the sum of the different types of properties reported.

Please verify.

Check Instructions:

Type: Hard

S3A2_END

Field

BSect3A2.S3A2_END

Description: End of Section 3A2

Form Pane Label:

SAS Name:

Tag Name:

Inherited Universe:

Universe:

Universe Description:

Question Text:

Type: Classification

Length: 0

Don't Know

Refuse

Empty

On Input

On Output

Array:

Special Instructions: 1. IF OWNED = 1 OR (OTHERHOM = 1 and NOPROP = 1-20) OR (SECHOME = 1 and SEC_NUM = 1-20) OR (NOBUILD = 1 and BUILDNUM = 1-20) OR (NOLONGER = 1 and NUMPRPTY = 1-20) then:

A. Create a property array containing the following variables:

OWNSTAT: Owned property

PROP_NOB: Owned property number

PROPTYPE: Owned property type

B. Assign a property number (PROP_NOB) in consecutive order starting with 1.

Sections B-I will be asked of these properties:

1. If OWNED = 1 then:
add one record to the array.
Set OWNSTAT =1, store "Sample Unit" in PROPDESC for this record.
2. If OTHERHOM = 1 and NOPROP = 1-20 then:
add to the array the # of records indicated in NOPROP.
Set OWNSTAT = 1 for each record..
3. If SECHOME = 1 and SEC_NUM = 1-20 then:
add to the array the # of records indicated in SECNUM.
Set OWNSTAT = 1 for each record.
4. If RESBUSPR = 1 and RES_NUM = 1-20 then:
add to the array the # of records indicated in RES_NUM.
Set OWNSTAT = 1 for each record.
5. If NOBUILD = 1 and BUILDNUM = 1-20 then:
add to the array the # of records indicated in BUILDNUM.
Set OWNSTAT = 1 for each record.
6. If NOLONGER = 1 AND NUMPRPTY = 1-20 then:
add to the array the # of records indicated in NUMPRPTY.

If 1 selected in P_TYPE then add to the array the # of records indicated in HWMANY1.

If 2 selected in P_TYPE then add to the array the # of records indicated in HWMANY2

If 4 selected in P_TYPE then add to the array the # of records indicated in HWMANY4

If 5 selected in P_TYPE then add to the array the # of records indicated in HWMANY5

Skip Instructions: IF OWNED <> 1 AND ((OTHERHOM = 2, DK or RF) or (OTHERHOM = 1 AND NOPROP = DK or RF)) AND
((RESBUSPR = 2, DK or RF) or (RESBUSPR = 1 AND RES_NUM = DK or RF))
AND
((SECHOME = 2, DK or RF) or (SECHOME = 1 AND SEC_NUM = DK or RF)) AND

((NOBUILD = 2, DK or RF) or (NOBUILD = 1 AND BUILDNUM = DK or RF)) AND
((NOLONGER = 2, DK or RF) or (NOLONGER = 1 AND NUMPRPTY = DK or RF))
then
goto Set_SectComp
ELSE goto SECTION 3B

Report Section: 03A2

WHICHPROP_Flag

Field

WHICHPROP_Flag

Description: Flag for displaying the correct intro text on WHICH_PROP in 3B

Form Pane Label:

SAS Name:

Tag Name:

Inherited Universe:

Universe:

Universe Description:

Question Text:

Type: Integer

Length: 1

Min: 0

Max: 1

- Don't Know
- Refuse
- Empty

- On Input
- On Output

Array:

Block

BSECT3BDEFGHI
BSECT3BDEFGHI

Description:

Tab Name:

Fly Over Name:

Universe Type: If

Inherited Universe:

Universe:

Universe Description:

Array:

Block Instructions: 1. Max number of new properties = 12

2. Section Labels:

Section 3, Part B - Detailed Property Description

Section 3, Part D - Disposed of Property

Section 3, Part E - Mortgage/Home Equity Loan Screening Questions

Section 3, Part F - Mortgage and Lump Sum Home Equity Loans

Section 3, Part H - Home Equity Line of Credit

Section 3, Part I - Ownership Costs

BPropertySect3B

Block

BSECT3BDEFGHI.BPropertySect3B

Description: Detailed Property Description

Tab Name:

Fly Over Name:

Universe Type: If

Inherited Universe:

Universe: OWNSTAT = NewProp {1} OR OWNSTAT = Disposed {2} OR bSECT02.OWNED = Yes {1}

Universe Description:

Array:

Block Instructions: If OWNED = 1 or STLRENT = 3 then pre-fill WHICH_PROP with a 1 and gray. Also pre-fill PROPDESC with "Sample Unit" and OWNYB = 100

Field

WHICH_PROP

BSECT3BDEFGHI.BPropertySect3B.WHICH_PROP

Description: Property Type

Form Pane Label: Property Type

SAS Name: WHICH_PROP

Tag Name: WHICH_PROP

Inherited Universe:

Universe: This is not the sample unit

Universe Description:

Question Text: ^Propfill

✦ [Enter type of property](#)

Fills: Propfill

Instructions: If Indexrow = 1 or (IndexRow = 2 and (STLRent <> empty or STLRent = Yes)) then fill "Now I am going to ask about your ^OWN_DISP properties."
The second and subsequent times this screen comes up, fill "Now I'm going to ask about your next property."

Fills: OWN_DISP

Instructions: IF Sect03A2.NOLONGER = Yes {1} then fill "owned and disposed"
ELSE fill "owned"

Type: Enumerated

Length: 1

Answer List: TWHICHPROP

Value:	Mnemonic:	Description:
1	SampleUnit	Sample unit
2	RentalHome	^Rent_Home
3	FormerHouse	^Form_Home
4	SecHome	^Oth_Home
5	Land	^No_build

Don't Know

- Refuse
- Empty

- On Input
- On Output

Store Instructions: 1. If WHICH_PROP = 2 then set OWNYB = '600'
 elseif WHICH_PROP = 3 then set OWNYB = '200'
 elseif WHICH_PROP = 4 then set OWNYB = '300'
 elseif WHICH_PROP = 5 then set OWNYB = '400'

2. Set OWNSTAT for properties no longer owned from 3A2
 IF WHICH_PROP = 2 AND BSect3A2.RESBUSPR = 2, DK or RF then set
 OWNSTAT = 2
 ELSEIF WHICH_PROP = 3 and BSect3A2.OTHERHOM = 2, DK or RF then set
 OWNSTAT = 2
 ELSEIF WHICH_PROP = 4 and BSect3A2.SECHOME = 2, DK or RF then set
 OWNSTAT = 2
 ELSEIF WHICH_PROP = 5 and BSect3A2.NOBUILD = 2, DK or RF then set
 OWNSTAT = 2

Array:

Special Instructions: 1. IF (INTNMBR = 1 OR (NEWCU = 1 and prechart = blank and 8500.sectcomp23 <> 1)) then allow answer list option 3 to be entered
 ELSE display hard error, message "Not a valid entry"

2. Do not allow blank answer list options to be selected

Skip Instructions: 1: Goto CK_WHICHPROP

2-5: IF WHICH_PROP = 2 and BSect3A2.RESBUSPR = 1 and 4 selected in BSect3A2.P_TYPE then goto OWN_NOTOWN
 ELSEIF WHICH_PROP = 3 and BSect3A2.OTHERHOM = 1 and 1 selected in BSect3A2.P_TYPE then goto OWN_NOTOWN
 ELSEIF WHICH_PROP = 4 and BSect3A2.SECHOME = 1 and 2 selected in BSect3A2.P_TYPE then goto OWN_NOTOWN
 ELSEIF WHICH_PROP = 5 and BSect3A2.NOBUILD = 1 and 5 selected in BSect3A2.P_TYPE then goto OWN_NOTOWN
 ELSE goto PROPDESC

Instrument SAS Name: WHICH_PROP

Destination Data Set: EOPB

Report Section: 03B

Check

CK_WHICHPROP
BSECT3BDEFGHI.BPropertySect3B.CK_WHICHPROP

Description: Sample Unit already selected/not owned

Inherited Universe:

Universe: WHICH_PROP = SampleUnit {1} AND (WHICH_PROP was not pre-filled)

Universe Description:

Text: * Sample Unit has already been selected or
previous questions indicate the sample unit is not owned

Check Instructions:

Type: Hard

Skip Instructions: Go back to WHICH_PROP

OWN_NOTOWN

Field

BSECT3BDEFGHI.BPropertySect3B.OWN_NOTOWN

Description: Same type of property is both owned and not still owned

Form Pane Label: Owned or Not Still Owned

SAS Name:

Tag Name: OWN_NOTOWN

Inherited Universe:

Universe: (WHICH_PROP = RentHome {2} and BSect3A2.RESBUSPR = Yes {1} and RentHome {4} IN BSect3A2.P_TYPE) OR
(WHICH_PROP = FormerHouse {3} and BSect3A2. OTHERHOM = Yes {1} and Home {1} IN BSect3A2.P_TYPE) OR
(WHICH_PROP = SecHome {4} and BSect3A2. SECHOME = Yes {1} and OthHom {2} IN BSect3A2.P_TYPE) OR
(WHICH_PROP = Land {5} and BSect3A2.NOBUILD = Yes {1} and Land {5} IN BSect3A2.P_TYPE)

Universe Description: Same Type of property is both still owned and not still owned

Question Text: ♦ You have indicated that the respondent currently owns a ^prop_type and that they reported a ^prop_type they disposed of during the reference period.

Which ^prop_type are you currently talking about?

Fills: prop_type

Instructions: If OWNBYB = 200 then fill "former primary residence"

If OWNBYB = 300 then fill "vacation/other home/timeshare"

If OWNBYB = 600 then fill "rental home"

If OWNBYB = 400 then fill "unimproved land"

Type: Enumerated

Length: 1

Answer List: TOWN_NOTOWN

Value:	Mnemonic:	Description:
1	Own	Currently own property
2	NotOwn	No longer own

- Don't Know
 Refuse

Empty

On Input
 On Output

Store Instructions: Set OWNSTAT for properties no longer owned from 3A2
IF OWN_NOTOWN = NotOwn {2} then set OWNSTAT = 2
ELSEIF OWN_NOTOWN = Own {1} then set OWNSTAT = 1

Array:

Skip Instructions: Goto PROPDESC

Instrument SAS Name: OWN_NOTOWN

Destination Data Set: EOPB

Report Section: 03B

Date Implemented (YYYY-MM-DD): April 2020

PROPDESC

Field

BSECT3BDEFGHI.BPropertySect3B.PROPDESC

Description: Property description

Form Pane Label: Property description

SAS Name: PROPDESC

Tag Name: PROPDESC

Inherited Universe:

Universe:

Universe Description: All who get this block

Question Text: ^FILLINTRO

^DESCRIBE_NON_SAMPLEUNIT

^Continue_888

Fills: FILLINTRO

Instructions: IF OWNYB = '100' then fill "Now I'm going to ask some questions about your Sample Unit."
ELSE fill nothing

Fills: DESCRIBE_NON_SAMPLEUNIT

Instructions: IF OWNYB <> '100' then fill ' * Briefly describe the ^prop_type ^NotOwned.
ELSE leave blank.

Fills: prop_type

Instructions: If OWNYB = 200 then fill "former primary residence"
If OWNYB = 300 then fill "vacation/other home/timeshare"
If OWNYB = 600 then fill "rental home"
If OWNYB = 400 then fill "unimproved land"

Fills: NotOwned

Instructions: If OWNSTAT = 2 then fill "you no longer own"

Fills: Continue_888

Instructions: IF OWNYB = '100' then fill ' * Press Enter to continue."
ELSE fill ' * Enter 888 to delete this property."

Type: String

Length: 30

- Don't Know
- Refuse
- Empty

- On Input
- On Output

Store Instructions: 1. If OWNYB = '400' then set PROPTYPE = 3

2. IF [OWNYB = '100' and SECT01.BUILDING = Single {1} or Trailer {9} or Dorm {10}] or

[OWNYB = '100' and (BCOVERAGE.HUTYPE = STUDENT {9} OR 85.HSG_UNIT = 9)] or

[OWNYB = '100' and ((BCOVERAGE.UNISTRQ = MOBILEHOME {2} or BCOVERAGE.UNISTRQ = ONEDETACHED {3}) or (85.UNISTRQ = 2 or 3))] THEN set PROPTYPE = 3 and set and TempPropType = 3

Array:

Special Instructions: 1. If 888 is entered then gray this property

2. Pre-fill the table with Property number (Prop_nob) and property type.

If OWNYB = 100, pre-fill "Sample Unit"

If OWNYB = 200, pre-fill "Former Home"

If OWNYB = 300, pre-fill "Vacation/other home/timeshare"

If OWNYB = 400, pre-fill "Unimproved Land"

If OWNYB = 600, pre-fill "Home rented out/investment only"

Skip Instructions: 30 characters: IF OWNYB = 300 then goto TIMESHAR
ELSEIF OWNYB = 600 then goto SCREENPROP
ELSE goto SHARED2

888: Goto next property

Instrument SAS Name: PROPDESC

Destination Data Set: EOPB

Sponsor Field Type: C

Report Section: 03B

SCREENPROP

Field

BSECT3BDEFGHI.BPropertySect3B.SCREENPROP

Description: Residential Business Screener

Form Pane Label: Res Business Screener

SAS Name: SCREENPROP

Tag Name: SCREENPROP

Inherited Universe:

Universe: OWNYB = '600'

Universe Description: Residential business properties

Question Text: We will not be collecting any further information for this property.

Type: Enumerated

Length: 1

Answer List: TContinue

Value:	Mnemonic:	Description:
1	Continue	Enter 1 to Continue

Don't Know

Refuse

Empty

On Input

On Output

Array:

Skip Instructions: Goto S3B_END

Instrument SAS Name: SCREENPROP

Destination Data Set: EOPB

Sponsor Field Type: C

Report Section: 03B

Field

TIMESHAR
BSECT3BDEFGHI.BPropertySect3B.TIMESHAR

Description: Timeshare

Form Pane Label: Timeshare

SAS Name: TIMESHAR

Tag Name: TIMESHAR

Inherited Universe:

Universe: OWNYB = '300' AND PROPDESC <> 888

Universe Description: All non-deleted other/vacation homes

Help Screen: H_TIMESHAR

Question Text: ? [F1]

^IS_WAS_3B this a time-sharing arrangement where ^YOU_YRCU
^have_has_had2 use of the property only for a specified length of time each
year?

Fills: have_has_had2

Instructions: IF OWN_NOTOWN = 2 then fill "had"
ELSEIF NUMHOUSE = 1 then fill "have"
ELSE fill "has"

Fills: IS_WAS_3B

Instructions: IF OWN_NOTOWN = 2 then fill "Was"
ELSE then fill "Is"

Fills: YOU_YRCU

Instructions: IF NUMHOUSE = 1 then fill "you"
ELSE fill "your household"

Type: Enumerated

Length: 1

Answer List: TYesNo

Value:	Mnemonic:	Description:
1	Yes	Yes
2	No	No

Don't Know
 Refuse
 Empty

On Input
 On Output

Array:

Skip Instructions: 1: Goto DEEDED

2,DK,RF: Goto SHARED2

Instrument SAS Name: TIMESHAR

Destination Data Set: EOPB

Sponsor Field Type: C

Report Section: 03B

Date Implemented (YYYY-MM-DD): April 2007

Field

DEEDED
BSECT3BDEFGHI.BPropertySect3B.DEEDED

Description: Deeded or right-to-use timeshare?

Form Pane Label: Deeded

SAS Name: DEEDED

Tag Name: DEEDED

Inherited Universe:

Universe: TIMESHAR = Yes {1}

Universe Description: All timeshare vacation homes

Help Screen: H_DEEDED

Question Text: ? [F1]

^IS_WAS_3B this a deeded or right-to-use timeshare?

Fills: IS_WAS_3B

Instructions: IF OWN_NOTOWN = 2 then fill "Was"
ELSE then fill "Is"

Type: Enumerated

Length: 1

Answer List: TDeeded

Value:	Mnemonic:	Description:
1	Deed	Deeded
2	Right	Right-to-use

- Don't Know
- Refuse
- Empty

- On Input
- On Output

Array:

Skip Instructions: 1,DK,RF: Goto SHARWKS

2: Goto CK_DEEDED

Instrument SAS Name: DEEDED

Destination Data Set: EOPB

Sponsor Field Type: C

Report Section: 03B

Check

CK_DEEDED

BSECT3BDEFGHI.BPropertySect3B.CK_DEEDED

Description: Right-to-use timeshares not collected in this section

Inherited Universe:

Universe: DEEDED = Right {2}

Universe Description:

Text: * [Right-to-use timeshares are collected in Section 16 under "Vacation clubs". Please delete this property.](#)

Check Instructions:

Type: Hard

Skip Instructions: Go back to DEEDED

SHARWKS

Field

BSECT3BDEFGHI.BPropertySect3B.SHARWKS

Description: Timeshare weeks available

Form Pane Label: Weeks available

SAS Name: SHARWKS

Tag Name: SHARWKS

Inherited Universe:

Universe: DEEDED = Deed {1} OR DEEDED = NONRESPONSE

Universe Description: All deeded, timeshare other/vacation properties

Question Text: How many weeks ^ARE_WERE_3B ^YOU_YRCU entitled to use your timeshare each year?

Fills: ARE_WERE_3B

Instructions: IF OWN_NOTOWN = 2 then fill "were"
ELSE then fill "are"

Fills: YOU_YRCU

Instructions: IF NUMHOUSE = 1 then fill "you"
ELSE fill "your household"

Type: Integer

Length: 2

Min: 1

Max: 52

Don't Know

Refuse

Empty

On Input

On Output

Array:

Skip Instructions: 1-16,DK,RF: Goto SHARED1

17-52: Goto ERR1_SHARWKS

Instrument SAS Name: SHARWKS

Destination Data Set: EOPB

Sponsor Field Type: N

Report Section: 03B

Date Implemented (YYYY-MM-DD): April 2007

ERR1_SHARWKS

Check

BSECT3BDEFGHI.BPropertySect3B.ERR1_SHARWKS

Description: Out of Range Check

Inherited Universe:

Universe: SHARWKS >= 17 and SHARWKS <= 52

Universe Description: Out of range check

Text: * THE VALUE IS UNUSUALLY HIGH

PLEASE VERIFY AND IF CORRECT, ENTER ITEM LEVEL NOTE

Check Instructions:

Type: Soft

Skip Instructions: Suppress: Goto SHARED1

All others, go back to SHARWKS

Field

SHARED1
BSECT3BDEFGHI.BPropertySect3B.SHARED1

Description: Timeshare co-owner

Form Pane Label: Timeshare co-owner

SAS Name: SHARED1

Tag Name: SHARED1

Inherited Universe:

Universe: SHARWKS = RESPONSE OR SHARWKS = NONRESPONSE

Universe Description: All deeded, timeshare vacation properties

Help Screen: H_SHARED1

Question Text: ? [F1]

^DoDoesDid_C ^YOU_YRCU own the timeshare with anyone else outside your household?

Fills: DoDoesDid_C

Instructions: IF OWNSTAT = 2 then fill "Did"
ELSEIF NUMHOUSE = 1 then fill "Do"
ELSE fill "Does"

Fills: YOU_YRCU

Instructions: IF NUMHOUSE = 1 then fill "you"
ELSE fill "your household"

Type: Enumerated

Length: 1

Answer List: TYesNo

Value:	Mnemonic:	Description:
1	Yes	Yes
2	No	No

- Don't Know
- Refuse
- Empty

On Input

On Output

Array:

Skip Instructions: 1: Goto SHARPER1

2,DK,RF: Goto COUNTRY

Instrument SAS Name: SHARED1

Destination Data Set: EOPB

Sponsor Field Type: C

Report Section: 03B

Date Implemented (YYYY-MM-DD): April 2007

Field

SHARPER1

BSECT3BDEFGHI.BPropertySect3B.SHARPER1

Description: Timeshare percent

Form Pane Label: Timeshare percent

SAS Name: SHARPER1

Tag Name: SHARPER1

Inherited Universe:

Universe: SHARED1 = Yes {1}

Universe Description: Own this deeded timeshare vacation property with someone outside the household

Question Text: What percent of the timeshare ^DoDoesDid ^YOU_YRCU own?

Fills: DoDoesDid

Instructions: IF OWNSTAT = 2 then fill "did"
ELSEIF NUMHOUSE = 1 then fill "do"
ELSE fill "does"

Fills: YOU_YRCU

Instructions: IF NUMHOUSE = 1 then fill "you"
ELSE fill "your household"

Type: Integer

Length: 3

Min: 1

Max: 99

Don't Know

Refuse

Empty

On Input

On Output

Array:

Skip Instructions: Goto COUNTRY

Instrument SAS Name: SHARPER1

Destination Data Set: EOPB

Sponsor Field Type: N

Report Section: 03B

Date Implemented (YYYY-MM-DD): April 2007

Field

SHARED2

BSECT3BDEFGHI.BPropertySect3B.SHARED2

Description: share ownership

Form Pane Label: share ownership

SAS Name: SHARED2

Tag Name: SHARED2

Inherited Universe:

Universe: TIMESHAR = No {2} OR TIMESHAR = NONRESPONSE OR
(PROPDESC <> 888 and (OWNYB = '100' or OWNYB = '200' or OWNYB = '400'))

Universe Description: All non-deleted sample units, former homes, land with no builds, or non-timeshare vacation homes.

Help Screen: H_SHARED1

Question Text: ? [F1]

^DoDoesDid_C ^YOU_YRCU share ownership of the property with anyone else?

Fills: DoDoesDid_C

Instructions: IF OWNSTAT = 2 then fill "Did"
ELSEIF NUMHOUSE = 1 then fill "Do"
ELSE fill "Does"

Fills: YOU_YRCU

Instructions: IF NUMHOUSE = 1 then fill "you"
ELSE fill "your household"

Type: Enumerated

Length: 1

Answer List: TYesNo

Value:	Mnemonic:	Description:
1	Yes	Yes
2	No	No

- Don't Know
- Refuse

Empty

On Input

On Output

Array:

Skip Instructions: 1: Goto SHARPER2

2,DK,RF: IF OWNYB = 300 then goto COUNTRY

ELSEIF INTNMBR = 2-4 and NEWCU <> 1 AND OWNYB = 200 or 400 then
goto STILOWNB

ELSEIF BCeintro.BUSCREEN = 2 then goto ACQUIRYR

ELSE goto BSNSEXP

Instrument SAS Name: SHARED2

Destination Data Set: EOPB

Sponsor Field Type: C

Report Section: 03B

Date Implemented (YYYY-MM-DD): April 2007

Field

SHARPER2

BSECT3BDEFGHI.BPropertySect3B.SHARPER2

Description: Percent of ownership

Form Pane Label: Percent of ownership

SAS Name: SHARPER2

Tag Name: SHARPER2

Inherited Universe:

Universe: SHARED2 = Yes {1}

Universe Description: Share ownership with sample unit, former home, land with no builds, or non-timeshare vacation home

Question Text: What percentage of the property ^DoDoesDid ^YOU_YRCU own?

Fills: DoDoesDid

Instructions: IF OWNSTAT = 2 then fill "did"
ELSEIF NUMHOUSE = 1 then fill "do"
ELSE fill "does"

Fills: YOU_YRCU

Instructions: IF NUMHOUSE = 1 then fill "you"
ELSE fill "your household"

Type: Integer

Length: 3

Min: 1

Max: 99

Don't Know
 Refuse
 Empty

On Input
 On Output

Array:

Skip Instructions: IF OWNYB = 300 then goto COUNTRY

ELSEIF INTNMBR = 2-4 AND NEWCU <> 1 AND OWNYB = 200 or 400 then goto STILOWNB

ELSEIF BCeintro.BUSCREEN = 2 then goto ACQUIRYR

ELSE goto BSNSEXP

Instrument SAS Name: SHARPER2

Destination Data Set: EOPB

Sponsor Field Type: N

Report Section: 03B

Date Implemented (YYYY-MM-DD): April 2007

Field

COUNTRY
BSECT3BDEFGHI.BPropertySect3B.COUNTRY

Description: Property location (inside/outside US)

Form Pane Label: Property Location

SAS Name: COUNTRY

Tag Name: COUNTRY

Inherited Universe:

Universe: (PROPTYPE = RESPONSE OR PROPTYPE <> DONTKNOW OR PROPTYPE <> REFUSAL) AND OWNYB = '300'

Universe Description: Vacation property

Question Text: * Ask if not apparent
* If this is a timeshare with multiple locations, select the most often used location.

Where is the property located?

Type: Enumerated

Length: 1

Answer List: TCOUNTRY

Value:	Mnemonic:	Description:
1	States	United States
2	Foreign	Foreign Country

Don't Know
 Refuse
 Empty

On Input
 On Output

Array:

Special Instructions: IF COUNTRY = 2 then store 'ZZ' in VPRPCODE

Skip Instructions: 1: Goto STATE

2,DK,RF: IF INTNMBR = 2-4 AND NEWCU <> 1 then goto STILOWNB
ELSEIF BCintro.BUSCREEN = 2 then goto ACQUIRYR

ELSEIF goto BSNSEXP

Instrument SAS Name: COUNTRY

Destination Data Set: EOPB

Sponsor Field Type: C

Report Section: 03B

Field

STATE
BSECT3BDEFGHI.BPropertySect3B.STATE

Description: State where property is located

Form Pane Label: State

SAS Name: STATE

Tag Name: STATE

Inherited Universe:

Universe: COUNTRY = States {1}

Universe Description: Vacation or rental property located in the US

Help Screen: H_DESTCODE

Question Text: ? [F1]

• Enter the two character State abbreviation

Type: String

Length: 2

Don't Know

Refuse

Empty

On Input

On Output

Array:

Special Instructions: 1. Store the STATE in VPRPCODE.
Please format entries to be in all upper case.

2. Use answer type TState - STRING[2], display width 4

Skip Instructions: IF DK or RF: IF INTNMBR = 2-4 AND NEWCU <> 1 then goto STILOWNB
ELSEIF BCeintro.BUSCREEN = 2 then goto ACQUIRYR
ELSEIF goto BSNSEXP

ELSEIF not a good state abbreviation then goto CK_STATE

ELSE goto CNTYCODE

Instrument SAS Name: STATE

Destination Data Set: EOPB

Sponsor Field Type: C

Report Section: 03B

Check

CK_STATE
BSECT3BDEFGHI.BPropertySect3B.CK_STATE

Description: State abbreviation is not valid

Inherited Universe:

Universe: (STATE is not a valid state abbreviation or xx) AND STATE = RESPONSE

Universe Description:

Text: * [Not a valid abbreviation.](#)

Check Instructions:

Type: Hard

Skip Instructions: Go back to STATE

CNTYCODE

Field

BSECT3BDEFGHI.BPropertySect3B.CNTYCODE

Description: County code

Form Pane Label: County code

SAS Name: CNTYCODE

Tag Name: CNTYCODE

Inherited Universe:

Universe: STATE <> EMPTY and STATE <> NONRESPONSE AND COUNTRY <> Foreign {2}

Universe Description: Vacation or rental property located in the US and state is not DK or RF

Question Text: What county is the property located in?

✦ If the county name is not found, key X.

Type: String

Length: 30

Don't Know

Refuse

Empty

On Input

On Output

Array:

Special Instructions: 1. Insert a search function.

Display the list of FIPS county codes for the state selected in STATE and allow the FR to highlight and select the appropriate county. On the screen, replace the keyed-in characters under "County" with the FULL county name selected from the list. Then store the last 3 digits of the FIPS code in FIPSCODE.

2. If X is entered, then store XXX in FIPSCODE.

Skip Instructions: 30 characters,DK,RF: IF INTNMBR = 2-4 AND NEWCU <> 1 then goto STILOWNB
ELSEIF BCeintro.BUSCREEN = 2 then goto ACQUIRYR
ELSEIF goto BSNSEXP

X: Goto OTHCNTY

Instrument SAS Name: CNTYCODE

Destination Data Set: EOPB

Sponsor Field Type: C

Report Section: 03B

Date Implemented (YYYY-MM-DD): April 2007

OTHCNTY

Field

BSECT3BDEFGHI.BPropertySect3B.OTHCNTY

Description: Other county name

Form Pane Label: Other county

SAS Name: OTHCNTY

Tag Name: OTHCNTY

Inherited Universe:

Universe: CNTYCODE = 'X'

Universe Description: Vacation or rental property located in the US and county is not found in look-up table

Question Text: * Specify other county

Type: String

Length: 30

Don't Know

Refuse

Empty

On Input

On Output

Array:

Skip Instructions: IF INTNMBR = 2-4 AND NEWCU <> 1 then goto STILOWNB

ELSEIF BCeintro.BUSCREEN = 2 then goto ACQUIRYR

ELSEIF goto BSNSEXP

Instrument SAS Name: OTHCNTY

Destination Data Set: EOPB

Sponsor Field Type: C

Report Section: 03B

Field

STILOWNB
BSECT3BDEFGHI.BPropertySect3B.STILOWNB

Description: Still have this property?

Form Pane Label: Still own property

SAS Name: STILOWNB

Tag Name: STILOWNB

Inherited Universe:

Universe: PROPDESC <> 888 AND INTNMBR >= 2 AND INTNMBR <= 4 AND NEWCU <> 1
AND (OWNYB = 200 or OWNYB = 300 or OWNYB = 400)

Universe Description: 2nd-4th interview and not a new CU and (vacation home, former home, or land with no buildings)

Question Text: * [Ask if not apparent](#)

Do you still own this property?

Type: Enumerated

Length: 1

Answer List: TYesNo

Value:	Mnemonic:	Description:
1	Yes	Yes
2	No	No

Don't Know

Refuse

Empty

On Input

On Output

Store Instructions: IF STILOWNB = 2 then set OWNSTAT = 2
ELSE set OWNSTAT = 1

Array:

Skip Instructions: IF BCeintro.BUSCREEN = 2 then goto ACQUIRYR
ELSE goto BSNSEXP

Instrument SAS Name: STILOWNB

Destination Data Set: EOPB

Sponsor Field Type: C

Report Section: 03B

Field

BSNSEXP

BSECT3BDEFGHI.BPropertySect3B.BSNSEXP

Description: Business, farm or rental expenses

Form Pane Label: Business Deduction

SAS Name: BSNSEXP

Tag Name: BSNSEXP

Inherited Universe:

Universe: PROPDESC <> '888' AND OWNYB <> '600' AND bCeintro.BUSCREEN <> No {2}

Universe Description: BUSCREEN = 1 and this is a sample unit, vacation home, former home or land with no buildings

Question Text: ^Are_Were any of the expenses for this property deducted as a farm, rental, or business expense?

Fills: Are_Were

Instructions: IF OWNSTAT = NewProp {1} or OWNSTAT = PrevOwn {3} then fill "Are"
ELSE fill "Were"

Type: Enumerated

Length: 1

Answer List: TYesNo

Value:	Mnemonic:	Description:
1	Yes	Yes
2	No	No

- Don't Know
- Refuse
- Empty

- On Input
- On Output

Array:

Skip Instructions: 1: Goto OBSNSZB

2,DK,RF: Goto ACQUIRYR

Instrument SAS Name: BSNSEXP

Destination Data Set: EOPB

Sponsor Field Type: C

Report Section: 03B

Field

OBSNSZB

BSECT3BDEFGHI.BPropertySect3B.OBSNSZB

Description: Percentage of expenses deducted for business, farm or rental

Form Pane Label: % Deducted

SAS Name: OBSNSZB

Tag Name: OBSNSZB

Inherited Universe:

Universe: BSNSEXP = Yes {1}

Universe Description:

Question Text: What percent of the expenses for this property ^sls_was deducted? Include the portion used for business, farming, or rented to someone outside the household.

Fills: sls_was

Instructions: IF OWNSTAT = 1 or 3 then fill "is"
ELSE fill "was"

Type: Integer

Length: 3

Min: 1

Max: 100

Don't Know
 Refuse
 Empty

On Input
 On Output

Array:

Skip Instructions: 1-99,DK,RF: Goto ACQUIRYR

100: IF OWNYB = 100 goto ERR3_OBSNSZB
ELSE Goto ERR2_OBSNSZB

Instrument SAS Name: OBSNSZB

Destination Data Set: EOPB

Sponsor Field Type: N

Report Section: 03B

Check

ERR3_OBSNSZB
BSECT3BDEFGHI.BPropertySect3B.ERR3_OBSNSZB

Description: Sample Unit 100% Business

Inherited Universe:

Universe: OBSNSZB = 100 AND OWNYB = '100'

Universe Description: Sample unit is 100% business

Text: ♦ This is the SAMPLE UNIT and you have entered that it is SOLELY USED FOR BUSINESS.

PLEASE CONFIRM WITH THE RESPONDENT.

Check Instructions:

Type: Soft

Skip Instructions: Suppress: Goto ACQUIRYR

All others, go back to OBSNSZB

ERR2_OBSNSZB

Check

BSECT3BDEFGHI.BPropertySect3B.ERR2_OBSNSZB

Description: 100% Business for other non sample unit properties

Inherited Universe:

Universe: OBSNSZB = 100 and OWNYB <> '100'

Universe Description: Property other than the sample unit is 100% business

Text: * 100% WAS ENTERED

PLEASE VERIFY:

Check Instructions:

Type: Soft

Skip Instructions: Suppress: Goto S3B_END

All others, go back to OBSNSZB

Field

ACQUIRYR

BSECT3BDEFGHI.BPropertySect3B.ACQUIRYR

Description: Year of closing or settling on property

Form Pane Label: Year closed/settled

SAS Name: ACQUIRYR

Tag Name: ACQUIRYR

Inherited Universe:

Universe: BSNSEXP = No {2} or BSNSEXP = NONRESPONSE OR
((OBSNSZB <> 100 and OBSNSZB <> EMPTY) or (OBSNSZB = 100 and OWNYB =
â€˜100')) OR
(bCeintro.BUSCREEN = No {2} and OWNYB <> '600' and PROPDESC <> 888)

Universe Description: sample unit, vacation home, former home or land with no buildings is not 100%
business or sample unit is 100% business

Help Screen: H_ACQUIRYR

Question Text: ? [F1]

In what year did ^YOU_YRCU acquire this property?

Fills: YOU_YRCU

Instructions: IF NUMHOUSE = 1 then fill "you"
ELSE fill "your household"

Type: Integer

Length: 5

Min: 1900

Max: 9999

- Don't Know
- Refuse
- Empty

- On Input
- On Output

Array:

Skip Instructions: 1900-9999: IF entry = current or previous year then goto ACQUIRMO
ELSE goto ANPROPTX

DK,RF: Goto ANPROPTX

Instrument SAS Name: ACQUIRYR

Destination Data Set: EOPB

Sponsor Field Type: C

Report Section: 03B

Field

ACQUIRMO

BSECT3BDEFGHI.BPropertySect3B.ACQUIRMO

Description: Month of closing/settling on property

Form Pane Label: Month closed/settled

SAS Name: ACQUIRMO

Tag Name: ACQUIRMO

Inherited Universe:

Universe: ACQUIRYR = Current or previous year

Universe Description:

Question Text: In what month did ^YOU_YRCU acquire this property?

Fills: YOU_YRCU

Instructions: IF NUMHOUSE = 1 then fill "you"
ELSE fill "your household"

Type: Enumerated

Length: 2

Answer List: TMONTH

Value:	Mnemonic:	Description:
1	Jan	January
2	Feb	February
3	Mar	March
4	Apr	April
5	May	May
6	Jun	June
7	Jul	July
8	Aug	August
9	Sep	September
10	Oct	October
11	Nov	November
12	Dec	December

Don't Know

Refuse

Empty

On Input
 On Output

Array:

Skip Instructions: 1-12: IF ACQUIRMO and ACQUIRYR are in the future then goto CK_ACQUIRMO
ELSEIF ACQUIRMO/ACQUIRYR are within the reference period then goto
GIFTPROP
ELSE goto ANPROPTX

DK,RF: Goto ANPROPTX

Instrument SAS Name: ACQUIRMO

Destination Data Set: EOPB

Sponsor Field Type: C

Report Section: 03B

Check

CK_ACQUIRMO
BSECT3BDEFGHI.BPropertySect3B.CK_ACQUIRMO

Description: Date in future

Inherited Universe:

Universe: ACQUIRMO and ACQUIRYR are in the future

Universe Description:

Text: * [Date entered is in the future. Property cannot be reported as owned at this time.](#)

Check Instructions:

Type: Hard

Skip Instructions: Go back to ACQUIRMO

GIFTPROP

Field

BSECT3BDEFGHI.BPropertySect3B.GIFTPROP

Description: Received as gift?

Form Pane Label: Received as gift?

SAS Name: GIFTPROP

Tag Name: GIFTPROP

Inherited Universe:

Universe: ACQUIRMO/ACQUIRYR is within reference period

Universe Description:

Question Text: Was this property received as a gift or inheritance?

Type: Enumerated

Length: 1

Answer List: TYesNo

Value:	Mnemonic:	Description:
1	Yes	Yes
2	No	No

- Don't Know
- Refuse
- Empty

- On Input
- On Output

Array:

Skip Instructions: 1,DK,RF: Goto ANPROPTX

2: Goto OWN_PURX

Instrument SAS Name: GIFTPROP

Destination Data Set: EOPB

Sponsor Field Type: C

Report Section: 03B

Date Implemented (YYYY-MM-DD): April 2007

OWN_PURX

Field

BSECT3BDEFGHI.BPropertySect3B.OWN_PURX

Description: Total property price, not including closing costs

Form Pane Label: Total Price

SAS Name: OWN_PURX

Tag Name: OWN_PURX

Inherited Universe:

Universe: GIFTPROP = No {2}

Universe Description: Sample unit, vacation home, former home or land with no build was NOT received as a gift or inheritance

Help Screen: H_CLOSECOST

Question Text:  8 ? [F1]

What was the total price paid for ^this_the property, not including closing costs?

Fills: this_the

Instructions: If OWN_YB = 100 then fill "this"
ELSE fill "the"

Type: Integer

Length: 9

Min: 0

Max: 99999999

Don't Know

Refuse

Empty

On Input

On Output

Store Instructions: Reset A1 Flag

IF OWN_PURX is in range or NONRESPONSE then set OWN__URX = EMPTY

Array:

Special Instructions: Display a \$ and comma in the entry field.

Skip Instructions: 0: Goto ANPROPTX

1-99999999: IF [(OWNYB = 100-300 and entry < 1500 or entry > 1000000) OR
(OWNYB = 400 and entry < 100 or entry > 500000)] then goto ERR1_OWNPURX
ELSE goto CLOSECST

DK,RF: Goto CLOSECST

Instrument SAS Name: OWN_PURX

Destination Data Set: EOPB

Sponsor Field Type: N

Report Section: 03B

ERR1_OWNPURX

Check

BSECT3BDEFGHI.BPropertySect3B.ERR1_OWNPURX

Description: Out of Range Check

Inherited Universe:

Universe: [((OWNYB = '100', '200', or '300') and (OWN_PURX < 1500 or OWN_PURX > 1000000)) OR (OWNYB = '400' and (OWN_PURX < 100 or OWN_PURX > 500000))]
AND OWN_PURX = RESPONSE and OWN_PURX <> 0

Universe Description:

Text: ♦ THE VALUE ENTERED IS UNUSUALLY HIGH OR LOW

PLEASE VERIFY AND IF CORRECT, ENTER ITEM LEVEL NOTE

Check Instructions: IF suppressed then set OWN__URX = 'A1'

Type: Soft

Skip Instructions: Suppress: Goto CLOSECST

All others, go back to OWN_PURX

Field

CLOSECST

BSECT3BDEFGHI.BPropertySect3B.CLOSECST

Description: Amount of closing costs

Form Pane Label: Closing Costs

SAS Name: CLOSECST

Tag Name: CLOSECST

Inherited Universe:

Universe: (OWN_PURX = RESPONSE AND OWN_PURX <> 0) OR OWN_PURX = NONRESPONSE

Universe Description: Sample unit, vacation home, former home or land with no build was NOT received as a gift or inheritance

Help Screen: H_CLOSECOST

Question Text:  8 ? [F1]

About how much were the closing costs? Do not include the down payment amount.

Type: Integer

Length: 9

Min: 0

Max: 99999999

Don't Know

Refuse

Empty

On Input

On Output

Store Instructions: Reset A1 Flag

IF CLOSECST is in range or NONRESPONSE then Set CLOS_CST = EMPTY

Array:

Special Instructions: Display a \$ and comma in the entry field.

Skip Instructions: 0-999999999: IF entry > OWN_PURX then goto CK_CLOSECST

ELSEIF entry > 30000 then goto ERR1_CLOSECST

ELSE goto OWNDPMTX

DK,RF: Goto OWNDPMTX

Instrument SAS Name: CLOSECST

Destination Data Set: EOPB

Sponsor Field Type: N

Report Section: 03B

Check

CK_CLOSECST
BSECT3BDEFGHI.BPropertySect3B.CK_CLOSECST

Description: Closing \$ > Total price

Inherited Universe:

Universe: CLOSECST > OWN_PURX AND CLOSECST = RESPONSE AND OWN_PURX = RESPONSE

Universe Description:

Text: * Closing costs exceeds the total price.

Please verify

Check Instructions:

Type: Soft

Skip Instructions: Suppress: Goto OWNDPMTX

All others, go back to CLOSECST

ERR1_CLOSECST

Check

BSECT3BDEFGHI.BPropertySect3B.ERR1_CLOSECST

Description: Out of Range Check

Inherited Universe:

Universe: CLOSECST > 30000 AND CLOSECST = RESPONSE

Universe Description:

Text: * THE VALUE ENTERED IS UNUSUALLY HIGH OR LOW

PLEASE VERIFY AND IF CORRECT, ENTER ITEM LEVEL NOTE

Check Instructions: IF suppressed then set CLOS_CST = 'A1'

Type: Soft

Skip Instructions: Suppress: Goto OWNDPMTX

All others, go back to CLOSECST

Field

OWNDPMTX
BSECT3BDEFGHI.BPropertySect3B.OWNDPMTX

Description: Amount of down payment

Form Pane Label: Down Payment

SAS Name: OWNDPMTX

Tag Name: OWNDPMTX

Inherited Universe:

Universe: CLOSECST = RESPONSE OR CLOSECST = NONRESPONSE

Universe Description: Sample unit, vacation home, former home or land with no build was NOT received as a gift or inheritance

Question Text: What was the amount of the down payment?

Type: Integer

Length: 9

Min: 0

Max: 99999999

Don't Know

Refuse

Empty

On Input

On Output

Store Instructions: Reset A1 Flag

IF OWNDPMTX is in range or NONRESPONSE then set OWND_MTX = EMPTY

Array:

Special Instructions: Display a \$ and comma in the entry field

Skip Instructions: 0-99999999: IF entry > OWN_PURX then goto CK_OWNDPMTX

ELSEIF entry > 300000 then goto ERR1_OWNDPMTX

ELSE goto ANPROPTX

DK,RF: Goto ANPROPTX

Instrument SAS Name: OWNDPMTX

Destination Data Set: EOPB

Sponsor Field Type: N

Report Section: 03B

Check

CK_OWNDPMTX

BSECT3BDEFGHI.BPropertySect3B.CK_OWNDPMTX

Description: Down payment \$ greater than total price

Inherited Universe:

Universe: OWNDPMTX > OWN_PURX AND OWNDPMTX = RESPONSE AND OWN_PURX = RESPONSE

Universe Description:

Text: * [Down payment cannot exceed the total price.](#)

Check Instructions:

Type: Hard

Skip Instructions: Go back to OWNDPMTX

ERR1_OWNDPMTX

Check

BSECT3BDEFGHI.BPropertySect3B.ERR1_OWNDPMTX

Description: Out of Range Check

Inherited Universe:

Universe: OWNDPMTX > 300000 AND OWNDPMTX = RESPONSE

Universe Description:

Text: * THE VALUE ENTERED IS UNUSUALLY HIGH OR LOW

PLEASE VERIFY AND IF CORRECT, ENTER ITEM LEVEL NOTE

Check Instructions: IF suppressed then set OWND_MTX = 'A1'

Type: Soft

Skip Instructions: Suppress: Goto ANPROPTX

All others, go back to OWNDPMTX

Field

ANPROPTX

BSECT3BDEFGHI.BPropertySect3B.ANPROPTX

Description: Annual property taxes

Form Pane Label: Property Taxes

SAS Name: ANPROPTX

Tag Name: ANPROPTX

Inherited Universe:

Universe: OWNDPMTX = RESPONSE OR OWNDPMTX = NONRESPONSE OR
GIFTPROP = Yes {1} OR GIFTPROP = NONRESPONSE OR
(ACQUIRMO/ACQUIRYR are not in the reference period) OR ACQUIRYR =
NONRESPONSE OR
(ACQUIRYR is before the previous year) OR OWN_PURX = 0

Universe Description: sample unit or (vacation home, former home or land with no buildings is not 100%
business)

Help Screen: H_ANPROPTX

Question Text: ? [F1]

What ^AREWERE2 the annual property taxes for ^this_the property?

Fills: AREWERE2

Instructions: IF STILOWN = Yes {1} then fill "are"
ELSE fill "were"

Fills: this_the

Instructions: If OWNYB = 100 then fill "this"
ELSE fill "the"

Type: Integer

Length: 9

Min: 0

Max: 99999999

- Don't Know
- Refuse
- Empty

- On Input
- On Output

Store Instructions: Reset A1 Flag

IF ANPROPTX is in range or NONRESPONSE then set ANPR_PTX = EMPTY

Array:

Special Instructions: Display a \$ and comma in the entry field

Skip Instructions: IF (ne DK or RF) AND [(OWNYB = 100 and ANPROPTX > 25000) OR
(OWNYB = 200 and ANPROPTX > 15000) OR
(OWNYB = 300 and ANPROPTX > 15000) OR
(OWNYB = 400 and ANPROPTX > 5000)]
then goto ERR1_ANPROPTX

ELSEIF OWNYB = 400 then goto S3B_END

ELSEIF OWNYB = 200 or 300 then goto PROPTYPE

ELSEIF OWNYB = 100 and TempPROPTYPE = BLANK then goto PROPTYPE

ELSE goto S3B_END

Instrument SAS Name: ANPROPTX

Destination Data Set: EOPB

Sponsor Field Type: N

Report Section: 03B

Check

ERR1_ANPROPTX

BSECT3BDEFGHI.BPropertySect3B.ERR1_ANPROPTX

Description: Out of Range Check

Inherited Universe:

Universe: [(OWNYB = 100 and ANPROPTX > 25000) OR (OWNYB = 200 and ANPROPTX > 15000) OR
(OWNYB = 300 and ANPROPTX > 15000) OR (OWNYB = 400 and ANPROPTX > 5000)] AND
ANPROPTX = RESPONSE

Universe Description:

Text: ♦ THE VALUE IS UNUSUALLY HIGH OR LOW

PLEASE VERIFY AND IF CORRECT, ENTER ITEM LEVEL NOTE

Check Instructions: IF Suppressed then set ANPR_PTX = 'A1'

Type: Soft

Skip Instructions: Suppress: IF OWNYB = 400 then goto S3B_END
ELSEIF OWNYB = 200 or 300 then goto PROPTYPE
ELSEIF OWNYB = 100 and TempPROPTYPE = BLANK then goto
PROPTYPE
ELSE goto S3B_END

All others go back to ANPROPTX

PROPTYPE

Field

BSECT3BDEFGHI.BPropertySect3B.PROPTYPE

Description: Is property condominium, cooperative, or something else

Form Pane Label: Property Type

SAS Name: PROPTYPE

Tag Name: PROPTYPE

Inherited Universe:

Universe: (ANPROPTX = RESPONSE or ANPROPTX = NONRESPONSE) AND
[(OWNYB = 200 or 300) or (OWNYB = 100 and TempPROPTYPE = EMPTY)]

Universe Description: vacation home, former home is not 100% business
and if this is the sample unit it is not a single family detached, motor home, or college
dorm from section 1.

Help Screen: H_PROPTYPE

Question Text: ? [F1]

- Ask if not apparent.
- If respondent doesn't know or refuses select pre-code 3.

^Is_Was_C this property a -

Fills: Is_Was_C

Instructions: IF STILOWNB = No {2} then fill "Was"
ELSE fill "Is"

Type: Enumerated

Length: 1

Answer List: TPROPTYPE

Value:	Mnemonic:	Description:
1	Condo	Condominium
2	Coop	Cooperative
3	Something	Something else

- Don't Know
- Refuse

Empty

On Input
 On Output

Array:

Special Instructions: Answer list options should be in Bold Black.

Skip Instructions: Goto S3B_END

Instrument SAS Name: PROPTYPE

Destination Data Set: EOPB

Sponsor Field Type: C

Report Section: 03B

S3B_END

Field

BSECT3BDEFGHI.BPropertySect3B.S3B_END

Description: End of Section 3B

Form Pane Label:

SAS Name:

Tag Name:

Inherited Universe:

Universe: (ANPROPTX = RESPONSE or ANPROPTX = NONRESPONSE) AND
(OWNYB = 400 or (OWNYB = 100 and BSECT01.BUILDING = 1, 9, 10)) OR
PROPTYPE = RESPONSE OR SCREENPROP = Continue {1} OR
(OWNYB <> '100' and OBSNSZB = 100)

Universe Description: All who get this block

Question Text:

Type: String

Length: 1

- Don't Know
- Refuse
- Empty

- On Input
- On Output

Store Instructions: Set Record status and Record origin

Set OPB_STAT = '1'

Set OPB_ORIG = '1'

Array:

Skip Instructions: IF OWNYB = 600 or (OBSNSZB = 100 and OWNYB = 200-600) then:

If no other properties then exit the block and goto Set_SectComp

Else goto Section 3B for the next new property.

ELSEIF STILOWNB = 2 then exit block and goto Section 3D

ELSE exit block and goto Section 3E

Report Section: 03B

Field

PROP_NOB
BSECT3BDEFGHI.BPropertySect3B.PROP_NOB

Description: Property Number

Form Pane Label:

SAS Name: PROP_NOB

Tag Name:

Inherited Universe:

Universe:

Universe Description:

Question Text:

Type: String

Length: 2

- Don't Know
- Refuse
- Empty

- On Input
- On Output

Array:

Special Instructions: NOTE: Property number from 3A1 or S3A2

Valid Values: 1-99

Instrument SAS Name: PROP_NOB

Destination Data Set: EOPB

Sponsor Field Type: C

Report Section: 03B

OWNYB

Field

BSECT3BDEFGHI.BPropertySect3B.OWNYB

Description: Property code**Form Pane Label:****SAS Name:** OWNYB**Tag Name:****Inherited Universe:****Universe:****Universe Description:****Question Text:****Type:** String**Length:** 3

- Don't Know
- Refuse
- Empty

- On Input
- On Output

Array: **Special Instructions:** NOTE: See WHICH_PROP for how to set this field

Valid Values: 100 = Sample Unit
200 = Former Home
300 = Vacation home
400 = Land with no building on it
600 = Residential business property

Instrument SAS Name: OWNYB**Destination Data Set:** EOPB**Sponsor Field Type:** C**Report Section:** 03B

Field

OWNSTAT
BSECT3BDEFGHI.BPropertySect3B.OWNSTAT

Description: Ownership status

Form Pane Label:

SAS Name: OWNSTAT

Tag Name:

Inherited Universe:

Universe:

Universe Description:

Question Text:

Type: String

Length: 1

Don't Know

Refuse

Empty

On Input

On Output

Array:

Special Instructions: Valid Values: 1 = New property

2 = New property, no longer owned (disposed)

3 = Previously reported - Still own

4 = Previously reported - disposed of

5 = 100% business

Instrument SAS Name: OWNSTAT

Destination Data Set: EOPB

Sponsor Field Type: C

Report Section: 03B

VPRPCODE

Field

BSECT3BDEFGHI.BPropertySect3B.VPRPCODE

Description: State (from STATE) stored

Form Pane Label:

SAS Name: VPRPCODE

Tag Name:

Inherited Universe:

Universe:

Universe Description:

Question Text:

Type: String

Length: 2

- Don't Know
- Refuse
- Empty

- On Input
- On Output

Array:

Special Instructions: NOTE: See COUNTRY or STATE for how to set this field

Valid Values: 2 character state codes, zz

Instrument SAS Name: VPRPCODE

Destination Data Set: EOPB

Sponsor Field Type: C

Report Section: 03B

Field

HWMNYMRT
BSECT3BDEFGHI.BPropertySect3B.HWMNYMRT

Description: Number of mortgages

Form Pane Label:

SAS Name: HWMNYMRT

Tag Name:

Inherited Universe:

Universe:

Universe Description:

Question Text:

Type: Integer

Length: 2

Min: 1

Max: 99

- Don't Know
- Refuse
- Empty

- On Input
- On Output

Store Instructions: Save the number of active mortgages (LOAN_NOF less than 200 and OPF_STAT <> 3) per property number.

Array:

Special Instructions: NOTE: How many mortgages on the input file associated with this property (this variable was requested by the author)

Instrument SAS Name: HWMNYMRT

Destination Data Set: EOPB

Sponsor Field Type: N

Report Section: 03B

HWMNYLSL

Field

BSECT3BDEFGHI.BPropertySect3B.HWMNYLSL

Description: Number of lump sum home equity loans

Form Pane Label:

SAS Name: HWMNYLSL

Tag Name:

Inherited Universe:

Universe:

Universe Description:

Question Text:

Type: Integer

Length: 2

Min: 1

Max: 99

- Don't Know
- Refuse
- Empty

- On Input
- On Output

Store Instructions: Store the number of active lump sum home equity loans (LOAN_NOF greater than 200 and OPF_STAT <> 3) per property number.

Array:

Special Instructions: NOTE: How many lump sum home equity loans on the input file associated with this property (this variable was requested by the author).

Instrument SAS Name: HWMNYLSL

Destination Data Set: EOPB

Sponsor Field Type: N

Report Section: 03B

Field

HWMNYLOC
BSECT3BDEFGHI.BPropertySect3B.HWMNYLOC

Description: Number of line of credit home equity loans

Form Pane Label:

SAS Name: HWMNYLOC

Tag Name:

Inherited Universe:

Universe:

Universe Description:

Question Text:

Type: Integer
Length: 2

Min: 1

Max: 99

- Don't Know
- Refuse
- Empty

- On Input
- On Output

Store Instructions: Store the number of active line of credit home equity loans (where OPH_STAT <> 3) per property number.

Array:

Special Instructions: NOTE: How many line of credit home equity loans on the input file associated with this property (this variable was requested by the author).

Instrument SAS Name: HWMNYLOC

Destination Data Set: EOPB

Sponsor Field Type: N

Report Section: 03B

CLOS_CST

Field

BSECT3BDEFGHI.BPropertySect3B.CLOS_CST

Description: Range edit flag for CLOSECST

Form Pane Label:

SAS Name: CLOS_CST

Tag Name:

Inherited Universe:

Universe:

Universe Description:

Question Text:

Type: String

Length: 2

- Don't Know
- Refuse
- Empty

- On Input
- On Output

Array:

Special Instructions: NOTE: See ERR1_CLOSECST for how to set this field

Valid Values: A1 = Range edit failed
(ERR1 check was suppressed)

Blank = Range edit passed

Instrument SAS Name: CLOS_CST

Destination Data Set: EOPB

Sponsor Field Type: C

Report Section: 03B

Sponsor Edits: FLAG

Field

OWN__URX
BSECT3BDEFGHI.BPropertySect3B.OWN__URX

Description: Range edit flag for OWN_PURX

Form Pane Label:

SAS Name: OWN__URX

Tag Name:

Inherited Universe:

Universe:

Universe Description:

Question Text:

Type: String

Length: 2

Don't Know

Refuse

Empty

On Input

On Output

Array:

Special Instructions: NOTE: See ERR1_OWN_PURX for how to set this field

Valid Values: A1 = Range edit failed
(ERR1 check was suppressed)

Blank = Range edit passed

Instrument SAS Name: OWN__URX

Destination Data Set: EOPB

Sponsor Field Type: C

Report Section: 03B

Sponsor Edits: FLAG

OWND_MTX

Field

BSECT3BDEFGHI.BPropertySect3B.OWND_MTX

Description: Range edit flag for OWNDPMTX

Form Pane Label:

SAS Name: OWND_MTX

Tag Name:

Inherited Universe:

Universe:

Universe Description:

Question Text:

Type: String

Length: 2

Don't Know

Refuse

Empty

On Input

On Output

Array:

Special Instructions: NOTE: See ERR1_OWNDPMTX for how to set this field

Valid Values: A1 = Range edit failed
(ERR1 check was suppressed)

Blank = Range edit passed

Instrument SAS Name: OWND_MTX

Destination Data Set: EOPB

Sponsor Field Type: C

Report Section: 03B

Sponsor Edits: FLAG

Field

FIPSCODE
BSECT3BDEFGHI.BPropertySect3B.FIPSCODE

Description: 3-digit FIPS code for county

Form Pane Label:

SAS Name: FIPSCODE

Tag Name:

Inherited Universe:

Universe:

Universe Description:

Question Text:

Type: String

Length: 3

- Don't Know
- Refuse
- Empty

- On Input
- On Output

Array:

Special Instructions: NOTE: See CNTYCODE for how to set this field

Valid Values: 000-999, XXX

Instrument SAS Name: FIPSCODE

Destination Data Set: EOPB

Sponsor Field Type: C

Report Section: 03B

Date Implemented (YYYY-MM-DD): April 2007

ANPR_PTX

Field

BSECT3BDEFGHI.BPropertySect3B.ANPR_PTX

Description: Range edit flag for ANPROPTX

Form Pane Label:

SAS Name: ANPR_PTX

Tag Name:

Inherited Universe:

Universe:

Universe Description:

Question Text:

Type: String

Length: 2

- Don't Know
- Refuse
- Empty

- On Input
- On Output

Array:

Special Instructions: NOTE: See ERR1_ANPROPTX for how to set this field

Valid Values: A1 = Range edit failed
(ERR1 check was suppressed)

Blank = Range edit passed

Instrument SAS Name: ANPR_PTX

Destination Data Set: EOPB

Sponsor Field Type: C

Report Section: 03B

Sponsor Edits: FLAG

Field

OPB_STAT
BSECT3BDEFGHI.BPropertySect3B.OPB_STAT

Description: Record status

Form Pane Label:

SAS Name: REC_STAT

Tag Name:

Inherited Universe:

Universe:

Universe Description:

Question Text:

Type: String

Length: 1

Don't Know

Refuse

Empty

On Input

On Output

Array:

Special Instructions: NOTE: See S3B_END for how to set this field

Valid Values: 1 = Active Record

3 = Inactive Record

Instrument SAS Name: OPB_STAT

Destination Data Set: EOPB

Sponsor Field Type: C

Report Section: 03B

OPB_ORIG

Field

BSECT3BDEFGHI.BPropertySect3B.OPB_ORIG

Description: Record origin

Form Pane Label:

SAS Name: REC_ORIG

Tag Name:

Inherited Universe:

Universe:

Universe Description:

Question Text:

Type: String

Length: 1

Don't Know

Refuse

Empty

On Input

On Output

Array:

Special Instructions: NOTE: See S3B_END for how to set this field

Valid Values: 1 = data from current month interview

4 = inventory data - no updates were made

5 = inventory data - updates made

Instrument SAS Name: OPB_ORIG

Destination Data Set: EOPB

Sponsor Field Type: C

Report Section: 03B

Block

BSect3D
BSECT3BDEFGHI.BSect3D

Description: Disposed of Property

Tab Name:

Fly Over Name:

Universe Type: If

Inherited Universe:

Universe: PROPDESC <> '888' AND (BPropertySect3B.OBSNSZB <> 100 or
(BPropertySect3B.OBSNSZB = 100 and OWNYB = '100')) AND Ownstat =
Disposed {2} AND OWNYB <> '600'

Universe Description:

Array:

Block Instructions: Pre-fill the property number (PROP_NOD) and property description (PROPDESC from section 3B) in the form pane.

PROP_NOD

Field

BSECT3BDEFGHI.BSect3D.PROP_NOD

Description: Property number

Form Pane Label: Property #

SAS Name: PROP_NOD

Tag Name:

Inherited Universe:

Universe:

Universe Description:

Question Text: ** SHOW VARIABLE **

Type: String

Length: 2

- Don't Know
- Refuse
- Empty

- On Input
- On Output

Array:

Special Instructions: NOTE: Property number from section 3B

Valid Values: 1-99

Instrument SAS Name: PROP_NOD

Destination Data Set: EOPD

Sponsor Field Type: C

Report Section: 03D

Field

AuxPropDesc
BSECT3BDEFGHI.BSect3D.AuxPropDesc

Description: Property Description

Form Pane Label: Property Description

SAS Name:

Tag Name:

Inherited Universe:

Universe:

Universe Description:

Question Text: ** SHOW ONLY **

Type: String

Length: 52

- Don't Know
- Refuse
- Empty

- On Input
- On Output

Array:

Special Instructions: Pre-fill with PROPDESC from section 3B

Report Section: 03D

DISPMTHD

Field

BSECT3BDEFGHI.BSect3D.DISPMTHD

Description: Method of disposing of property

Form Pane Label: Disposal Method

SAS Name: DISPMTHD

Tag Name: DISPMTHD

Inherited Universe:

Universe:

Universe Description: Property disposed of within reference period

Question Text: You said ^YOU_YRCU no longer ^own_owns your ^PROPDESC.
Did ^YOU_YRCU sell it, give it to someone outside your household, or do something else with it?

Fills: YOU_YRCU

Instructions: IF NUMHOUSE = 1 then fill "you"
ELSE fill "your household"

Fills: own_owns

Instructions: IF NUMHOUSE = 1 then fill "own"
ELSE fill "owns"

Fills: PROPDESC

Instructions: Fill PROPDESC from section 3B

Type: Enumerated

Length: 1

Answer List: TDispmthd

Value:	Mnemonic:	Description:
1	Sold	Sold the property or traded the property in
2	Gave	Gave it to someone outside household
3	Other	Something else, other - specify

- Don't Know
- Refuse
- Empty

- On Input
- On Output

Array:

Special Instructions: IF OWNSTAT = 2, copy the property number (PROP_NOB) from section 3B and store in PROP_NOD.

Copy the property code (OWNYB) from section 3B and store in OWNYD.

Skip Instructions: 1,2,DK,RF: Goto DISPYR

3: Goto DISPOTH

Instrument SAS Name: DISPMTHD

Destination Data Set: EOPD

Sponsor Field Type: C

Report Section: 03D

DISPOTH

Field

BSECT3BDEFGHI.BSect3D.DISPOTH

Description: Other Method of Property Disposal

Form Pane Label: Disposal Specify

SAS Name: DISPOTH

Tag Name: DISPOTH

Inherited Universe:

Universe: DISPMTHD = Other {3}

Universe Description: Disposed of some other way

Question Text: * Specify:

Type: String

Length: 30

- Don't Know
- Refuse
- Empty

- On Input
- On Output

Array:

Skip Instructions: Goto DISPYR

Instrument SAS Name: DISPOTH

Destination Data Set: EOPD

Sponsor Field Type: C

Report Section: 03D

Field

DISPYR
BSECT3BDEFGHI.BSect3D.DISPYR

Description: Year disposed of property

Form Pane Label: Disposal Year

SAS Name: DISPYR

Tag Name: DISPYR

Inherited Universe:

Universe:

Universe Description: All who get this block

Question Text: In what year did ^YOU_YRCU ^sell_give_dispose?

Fills: sell_give_dispose

Instructions: If DISPMTHD = 1 then fill "sell(trade) this property"

If DISPMTHD = 2 then fill "give this property to someone outside your household"

If DISPMTHD = 3 or DISPMTHD = NONRESPONSE then fill "dispose of this property"

Fills: YOU_YRCU

Instructions: IF NUMHOUSE = 1 then fill "you"

ELSE fill "your household"

Type: Integer

Length: 5

Min: 1998

Max: 9999

- Don't Know
- Refuse
- Empty

- On Input
- On Output

Array:

Skip Instructions: Goto DISPMO

Instrument SAS Name: DISPYR

Destination Data Set: EOPD

Sponsor Field Type: C

Report Section: 03D

Field

DISPMO
BSECT3BDEFGHI.BSect3D.DISPMO

Description: Disposal month for property

Form Pane Label: Disposal Month

SAS Name: DISPMO

Tag Name: DISPMO

Inherited Universe:

Universe:

Universe Description: All who get this block

Question Text: In what month did ^YOU_YRCU ^sell_give_dispose?

Fills: sell_give_dispose

Instructions: If DISPMTHD = 1 then fill "sell(trade) this property"

If DISPMTHD = 2 then fill "give this property to someone outside your household"

If DISPMTHD = 3 or DISPMTHD = NONRESPONSE then fill "dispose of this property"

Fills: YOU_YRCU

Instructions: IF NUMHOUSE = 1 then fill "you"

ELSE fill "your household"

Type: Enumerated

Length: 2

Answer List: TMONTH

Value:	Mnemonic:	Description:
1	Jan	January
2	Feb	February
3	Mar	March
4	Apr	April
5	May	May
6	Jun	June
7	Jul	July
8	Aug	August
9	Sep	September

10	Oct	October
11	Nov	November
12	Dec	December

- Don't Know
- Refuse
- Empty

- On Input
- On Output

```
Store Instructions: IF Cur_monthnum = 1 THEN {Current Month is January}
    IF DISPMO = 1 AND DISPYR = (Currentyear) THEN
        {Disposed of January of this year}
        Set flgError = No
    ELSEIF (DISPMO = 10-12) AND DISPYR = (Currentyear-1)
        THEN {Disposed of Oct, Nov, Dec of last year}
        Set flgError = No
    ELSE Set flgError = Yes
    ENDIF

ELSEIF Cur_monthnum = 2 THEN {Current Month is February}
    IF (DISPMO = 1 or 2) AND DISPYR = (Currentyear) THEN
        {Disposed of in Jan or Feb of this year}
        Set flgError = No
    ELSEIF (DISPMO = 11 or 12) AND DISPYR = (Currentyear-1)
        THEN {Disposed of in Nov or Dec of last year}
        Set flgError = No
    ELSE Set flgError = Yes
    ENDIF

ELSEIF Cur_monthnum = 3 THEN {Current Month is March}
    IF (DISPMO = 1-3) AND DISPYR = (Currentyear) THEN
        {Disposed of in Jan or Feb of this year}
        Set flgError = No
    ELSEIF DISPMO = 12 and DISPYR = (Currentyear - 1) THEN
        {Disposed of in Dec of last year}
        Set flgError = No
    ELSE Set flgError = Yes
    ENDIF

ELSEIF
    {Disposed of between the ref_month and current month of
    this year}
    (((DISPMO >= ref_monthnum) AND (DISPMO <= cur_monthnum) )
    AND (DISPYR = Currentyear) )
    OR
```


{Disposed of this month and this year}
((DISPMO = Interviewdate.MONTH) AND (DISPYR =
Currentyear)) THEN Set flgError = No

ELSE Set flgError = Yes

Array:

Skip Instructions: IF DISPMO = DK or RF then goto S3D_END

ELSEIF DISPYR = DK or RF then goto S3D_END

ELSEIF flgError = Yes then goto DISPDATE_ERR

ELSEIF DISPMTHD = 1 then goto DISPX

ELSE goto S3D_END

Instrument SAS Name: DISPMO

Destination Data Set: EOPD

Sponsor Field Type: C

Report Section: 03D

DISPDATE_ERR

Check

BSECT3BDEFGHI.BSect3D.DISPDATE_ERR

Description: Month not within reference period

Inherited Universe:

Universe: flgError = Yes AND DISPMO = RESPONSE AND DSPYR = RESPONSE

Universe Description: DISPMO and DSPYR are not in the reference period

Text: ♦ [Month and year entered is not within the reference period](#)

[Please Verify](#)

Check Instructions:

Type: Soft

Skip Instructions: Suppressed: goto S3D_END

All others, go back to DISPMO

Field

DISPX
BSECT3BDEFGHI.BSect3D.DISPX

Description: Sale price of disposed property

Form Pane Label: Sale Price

SAS Name: DISPX

Tag Name: DISPX

Inherited Universe:

Universe: DISPMTHD = Sold {1} AND (DISPMO and DISPYR is within the reference period)

Universe Description:

Question Text: What was the selling price (trade-in value)?

Type: Integer

Length: 9

Min: 0

Max: 99999999

Don't Know

Refuse

Empty

On Input

On Output

Store Instructions: Reset A1 Flag

IF edit passed or DISPX = NONRESPONSE then Set DISPX_ = EMPTY

Array:

Special Instructions: Display a \$ and comma in the entry field

Skip Instructions: IF entry < 750 or entry > 750000 AND (entry not DK or RF) then goto ERR1_DISPX

ELSE goto DISPEXPX

Instrument SAS Name: DISPX

Destination Data Set: EOPD

Sponsor Field Type: N

Report Section: 03D

Check

ERR1_DISPX
BSECT3BDEFGHI.BSect3D.ERR1_DISPX

Description: Out of Range Check

Inherited Universe:

Universe: (DISPX < 750 or DISPX > 750000) AND DISPX = RESPONSE

Universe Description:

Text: * THE VALUE ENTERED IS UNUSUALLY HIGH OR LOW

PLEASE VERIFY AND IF CORRECT, ENTER ITEM LEVEL NOTE

Check Instructions: IF suppressed then set DISPX_ = 'A1'

Type: Soft

Skip Instructions: Suppressed: Goto DISPEXPX

All others, go back to DISPX

DISPEXPX

Field

BSECT3BDEFGHI.BSect3D.DISPEXPX

Description: Total expenses for selling disposed of property

Form Pane Label: Total Expenses

SAS Name: DISPEXPX

Tag Name: DISPEXPX

Inherited Universe:

Universe: DISPMTHD = Sold {1} AND (DISPMO and DISPYR is within the reference period)

Universe Description:

Help Screen: H_DISPEXPX

Question Text:  8 ? [F1]

Here is a list of some of the costs people may have when selling (trading) property.

Looking at the list may help you remember what ^YR_YRCUS expenses were. What were ^YR_YRCUS total expenses in selling (trading) this property?

• [If information booklet not available, read the following list:](#)

- Commission to Realtor
- Closing Costs
- Property Inspection
- Real Estate Listing Fees
- Advertising Costs
- Legal Fees
- Mortgage Penalties

Fills: YR_YRCUS

Instructions: IF NUMHOUSE = 1 then fill "your"
ELSE fill "your household's"

Type: Integer

Length: 9

Min: 0

Max: 99999999

- Don't Know
- Refuse
- Empty

On Input
 On Output

Store Instructions: Reset A1 Flag
IF edit passed or DISPEXPX = NONRESPONSE then Set DISP_XPX = EMPTY

Array:

Special Instructions: Display a \$ and comma in the entry field

Skip Instructions: 0-99999999: IF entry > 28000 then goto ERR1_DISPEXPX
ELSEIF DISPEXPX > DISPX then goto CK_DISPEXPX
ELSE goto S3D_END

DK,RF: Goto S3D_END

Instrument SAS Name: DISPEXPX

Destination Data Set: EOPD

Sponsor Field Type: N

Report Section: 03D

ERR1_DISPEXPX

Check

BSECT3BDEFGHI.BSect3D.ERR1_DISPEXPX

Description: Out of Range Check

Inherited Universe:

Universe: DISPEXPX > 28000 AND DISPEXPX = RESPONSE

Universe Description:

Text: * THE VALUE ENTERED IS UNUSUALLY HIGH OR LOW

PLEASE VERIFY AND IF CORRECT, ENTER ITEM LEVEL NOTE

Check Instructions: If suppressed then set DISP_XPX = 'A1'

Type: Soft

Skip Instructions: Suppressed: Goto S3D_END

All others, go back to DISPEXPX

Check

CK_DISPEXPX
BSECT3BDEFGHI.BSect3D.CK_DISPEXPX

Description: Selling expense > total selling price

Inherited Universe:

Universe: (DISPEXPX > DISPX) AND DISPEXPX = RESPONSE AND DISPX = RESPONSE

Universe Description: Selling expenses are greater than selling price

Text: * Selling expenses are greater than selling price (trade-in value).

Please verify:

Check Instructions:

Type: Soft

Skip Instructions: Suppressed: Goto S3D_END

All others, go back to DISPEXPX

S3D_END

Field

BSECT3BDEFGHI.BSect3D.S3D_END

Description: End of Section 3D

Form Pane Label:

SAS Name:

Tag Name:

Inherited Universe:

Universe: (DISPMO = NONRESPONSE) OR (DISPYR = NONRESPONSE and DISPMO = RESPONSE) OR (DISPDATE_ERR = Suppressed) OR (DISPMTHD <> sold {1} and (DISPMO = RESPONSE)) OR (DISPEXPX = RESPONSE) OR (DISPEXPX = NONRESPONSE)

Universe Description: All who get this block

Question Text:

Type: Classification

Length: 0

- Don't Know
- Refuse
- Empty

- On Input
- On Output

- Store Instructions:**
1. Set record status
IF DISPYR = current year AND DISPMO = current month set OPD_STAT = '2'
ELSE set OPD_STAT = '1'
END
 2. Set record origin
Set OPD_ORIG = '1'
 3. Set section end flag
Set S3D_END = '1'

Array:

Skip Instructions: Exit block and goto Section 3E

Report Section: 03D

Field

OWNYD
BSECT3BDEFGHI.BSect3D.OWNYD

Description: Property code from section 3B

Form Pane Label:

SAS Name: OWNYD

Tag Name:

Inherited Universe:

Universe:

Universe Description:

Question Text:

Type: String

Length: 3

- Don't Know
- Refuse
- Empty

- On Input
- On Output

Array:

Special Instructions: NOTE: See DISPMTHD for how to set this field

Valid Values: 100, 200, 300, 400, 500

Instrument SAS Name: OWNYD

Destination Data Set: EOPD

Sponsor Field Type: C

Report Section: 03D

DISPX_

Field

BSECT3BDEFGHI.BSect3D.DISPX_

Description: Range edit flag for DISPX**Form Pane Label:****SAS Name:** DISPX_**Tag Name:****Inherited Universe:****Universe:****Universe Description:****Question Text:****Type:** String**Length:** 2

- Don't Know
- Refuse
- Empty

- On Input
- On Output

Array: **Special Instructions:** NOTE: See ERR1_DISPX for how to set this field

Valid Values: A1 = Range edit failed
(ERR1 check was suppressed)

Blank = Range edit passed

Instrument SAS Name: DISPX_**Destination Data Set:** EOPD**Sponsor Field Type:** C**Report Section:** 03D**Sponsor Edits:** FLAG

Field

DISP_XPX
BSECT3BDEFGHI.BSect3D.DISP_XPX

Description: Range edit flag for DISPEXPX

Form Pane Label:

SAS Name: DISP_XPX

Tag Name:

Inherited Universe:

Universe:

Universe Description:

Question Text:

Type: String

Length: 2

- Don't Know
- Refuse
- Empty

- On Input
- On Output

Array:

Special Instructions: NOTE: See ERR1_DISPEXPX for how to set this field

Valid Values: A1 = Range edit failed
(ERR1 check was suppressed)

Blank = Range edit passed

Instrument SAS Name: DISP_XPX

Destination Data Set: EOPD

Sponsor Field Type: C

Report Section: 03D

Sponsor Edits: FLAG

OPD_STAT

Field

BSECT3BDEFGHI.BSect3D.OPD_STAT

Description: Record origin

Form Pane Label:

SAS Name: REC_STAT

Tag Name:

Inherited Universe:

Universe:

Universe Description:

Question Text:

Type: String

Length: 1

- Don't Know
- Refuse
- Empty

- On Input
- On Output

Array:

Special Instructions: NOTE: See S3D_END for how to set this field

Valid Values: 1 = Active Record
2 = Current Month Record
3 = Inactive Record - set in processing

Instrument SAS Name: OPD_STAT

Destination Data Set: EOPD

Sponsor Field Type: C

Report Section: 03D

Field

OPD_ORIG
BSECT3BDEFGHI.BSect3D.OPD_ORIG

Description: Record origin

Form Pane Label:

SAS Name: REC_ORIG

Tag Name:

Inherited Universe:

Universe:

Universe Description:

Question Text:

Type: String

Length: 1

Don't Know

Refuse

Empty

On Input

On Output

Array:

Special Instructions: Note: See S3D_END for how to set this field

Valid Values: 1 = Data from current month interview

2 = Data collected in previous quarter

Instrument SAS Name: OPD_ORIG

Destination Data Set: EOPD

Sponsor Field Type: C

Report Section: 03D

BSect3E

Block

BSECT3BDEFGHI.BSect3E

Description: Mortgage/Home Equity Loan Screening Questions

Tab Name:

Fly Over Name:

Universe Type: If

Inherited Universe:

Universe: PROPDESC <> '888' AND (OBSNSZB <> 100 or (OBSNSZB = 100 and OWNYB =
â€˜100')) AND OWNYB <> '600'

Universe Description: This section is asked for all first interviews AND
(Interviews 2-4 for returning CU's when new properties are found in Section 3A1)

Array:

Block Instructions: Maximum # of mortgages and lump sum home equity loans: 8
Maximum # of Line of Credit Home Equity Loans: 6

Field

PRESMORT
BSECT3BDEFGHI.BSect3E.PRESMORT

Description: Current mortgages on property

Form Pane Label: Current Mortgage

SAS Name:

Tag Name: PRESMORT

Inherited Universe:

Universe: (OWNSTAT = NewProp {1} or OWNSTAT = Disposed {2}) AND PROPTYPE <> Coop {2}

Universe Description:

Question Text: Now I am going to ask about mortgages for your ^PROPDESC. Excluding home equity loans, ^Auxrevmorg1, ^DoDoes ^You_Anyone2 currently have any mortgages on your ^PROPDESC?

Fills: PROPDESC

Instructions: Fill PROPDESC from section 3B

Fills: Auxrevmorg1

Instructions: IF AGE62 = 1 then fill "and reverse mortgages"
ELSE fill blank

Fills: DoDoes

Instructions: IF NUMHOUSE = 1 then fill "do"
ELSE fill "does"

Fills: You_Anyone2

Instructions: IF NUMHOUSE = 1 then fill 'you'
ELSE fill 'anyone in your household'

Type: Enumerated

Length: 1

Answer List: TYesNo

Value:	Mnemonic:	Description:
1	Yes	Yes
2	No	No

- Don't Know
- Refuse
- Empty

- On Input
- On Output

Array:

Skip Instructions: 1: Goto NUMMORT1

2,DK,RF: Goto HADMORT

Instrument SAS Name: PRESMORT

Destination Data Set: SECT3

Report Section: 03E

Field

NUMMORT1
BSECT3BDEFGHI.BSect3E.NUMMORT1

Description: # of Current Mortgages

Form Pane Label: # Current Mortgages

SAS Name:

Tag Name: NUMMORT1

Inherited Universe:

Universe: PRESMORT = Yes {1}

Universe Description:

Question Text: How many mortgages ^have_has2 ^YOU_YRCU had on this property since the first of ^REF_MONTH?

Fills: have_has2

Instructions: IF NUMHOUSE = 1 then fill "have"
ELSE fill "has"

Fills: YOU_YRCU

Instructions: IF NUMHOUSE = 1 then fill "you"
ELSE fill "your household"

Fills: REF_MONTH

Instructions: Set REF_MONTH = 3 months before the interview.
Calculated by taking the INTPER from record type 10 to come up with the base month to start from.

Type: Integer

Length: 2

Min: 1

Max: 8

- Don't Know
- Refuse
- Empty

- On Input
- On Output

Array:

Skip Instructions: IF (Section 3E has been completed) AND (the FR attempts to lower the entry) then
goto CK_NUMMORT1

ELSE goto HOMEQ_YN

Instrument SAS Name: NUMMORT1

Destination Data Set: SECT3

Report Section: 03E

Check

CK_NUMMORT1
BSECT3BDEFGHI.BSect3E.CK_NUMMORT1

Description: Lowered Number of mortgages or loans after detailed questions were started

Inherited Universe:

Universe: (Section 3E has been completed) AND (FR attempts to lower the entry in NUMMORT1)

Universe Description:

Text: * Number of mortgages or loans cannot be lowered now.
To delete a mortgage or loan, enter 2 at ORG_INTR, the first question in 3F.

Press ENTER to re-enter the original number of loans or mortgages (which was ^item2).

Check Instructions:

Type: Hard

Skip Instructions: Go back to NUMMORT1

Fills: item2

Instructions: Fill number of mortgages or loans originally entered (NUMMORT1, NUMLCHEL, NUMMORT2, NUMMORT3, NUMLSHEL)

HADMORT

Field

BSECT3BDEFGHI.BSect3E.HADMORT

Description: Had mortgage on this property?

Form Pane Label: Had Mortgage

SAS Name:

Tag Name: HADMORT

Inherited Universe:

Universe: PRESMORT = No {2} OR PRESMORT = NONRESPONSE

Universe Description:

Question Text: Did ^You_Anyone2 have a mortgage on this property at any point since the first of ^REF_MONTH?

Fills: You_Anyone2

Instructions: IF NUMHOUSE = 1 then fill 'you'
ELSE fill 'anyone in your household'

Fills: REF_MONTH

Instructions: Set REF_MONTH = 3 months before the interview.
Calculated by taking the INTPER from record type 10 to come up with the base month to start from.

Type: Enumerated

Length: 1

Answer List: TYesNo

Value:	Mnemonic:	Description:
1	Yes	Yes
2	No	No

- Don't Know
- Refuse
- Empty

- On Input
- On Output

Array:

Skip Instructions: 1: Goto NUMMORT2

2,DK,RF: Goto HOMEQ_YN

Instrument SAS Name: HADMORT

Destination Data Set: SECT3

Report Section: 03E

NUMMORT2

Field

BSECT3BDEFGHI.BSect3E.NUMMORT2

Description: How many mortgages on this property?

Form Pane Label: # Mortgages Had

SAS Name:

Tag Name: NUMMORT2

Inherited Universe:

Universe: HADMORT = Yes {1}

Universe Description:

Question Text: How many?

Type: Integer

Length: 2

Min: 1

Max: 8

Don't Know

Refuse

Empty

On Input

On Output

Array:

Skip Instructions: IF (Section 3E has been completed) AND (the FR attempts to lower the entry)
then goto CK_NUMMORT2

ELSE goto HOMEQ_YN

Instrument SAS Name: NUMMORT2

Destination Data Set: SECT3

Report Section: 03E

Check

CK_NUMMORT2
BSECT3BDEFGHI.BSect3E.CK_NUMMORT2

Description: Lowered number of mortgages or loans after detailed questions were started

Inherited Universe:

Universe: (Section 3E has been completed) AND (the FR attempts to lower the entry in NUMMORT2)

Universe Description:

Text: * [Number of mortgages or loans cannot be lowered now.](#)
[To delete a mortgage or loan, enter 2 at ORG_INTR, the first question in 3F.](#)

[Press ENTER to re-enter the original number of loans or mortgages \(which was ^item2\).](#)

Check Instructions:

Type: Hard

Skip Instructions: Go back to NUMMORT2

Fills: item2

Instructions: Fill number of mortgages or loans originally entered (NUMMORT1, NUMLCHEL, NUMMORT2, NUMMORT3, NUMLSHEL)

MRTCPSHA

Field

BSECT3BDEFGHI.BSect3E.MRTCPSHA

Description: Outside lender mortgages?

Form Pane Label: Outside Lender Mortgage

SAS Name:

Tag Name: MRTCPSHA

Inherited Universe:

Universe: (OWNSTAT = NewProp {1} or OWNSTAT = Disposed {2}) AND PROPTYPE (from 3B) = Coop {2}

Universe Description:

Question Text: Since the first of ^REF_MONTH, in addition to ^YR_YRCUS share of the cooperative's total costs, did ^YOU_YRCU make payments on a mortgage that was obtained from an outside lender for ^YR_YRCUS shares in the cooperative?

Fills: REF_MONTH

Instructions: Set REF_MONTH = 3 months before the interview.
Calculated by taking the INTPER from record type 10 to come up with the base month to start from.

Fills: YR_YRCUS

Instructions: IF NUMHOUSE = 1 then fill "your"
ELSE fill "your household's"

Fills: YOU_YRCU

Instructions: IF NUMHOUSE = 1 then fill "you"
ELSE fill "your household"

Type: Enumerated

Length: 1

Answer List: TYesNo

Value:	Mnemonic:	Description:
1	Yes	Yes
2	No	No

- Don't Know
- Refuse
- Empty

- On Input
- On Output

Array:

Skip Instructions: 1: Goto NUMMORT3

2,DK,RF: Goto HOMEQ_YN

Instrument SAS Name: MRTCPSHA

Destination Data Set: SECT3

Report Section: 03E

NUMMORT3

Field

BSECT3BDEFGHI.BSect3E.NUMMORT3

Description: Number of mortgages on coop

Form Pane Label: # from outside

SAS Name:

Tag Name: NUMMORT3

Inherited Universe:

Universe: MORTCPSHA = Yes {1}

Universe Description:

Question Text: How many mortgages ^have_has2 ^YOU_YRCU had on this property since the first of ^REF_MONTH?

Fills: have_has2

Instructions: IF NUMHOUSE = 1 then fill "have"
ELSE fill "has"

Fills: YOU_YRCU

Instructions: IF NUMHOUSE = 1 then fill "you"
ELSE fill "your household"

Fills: REF_MONTH

Instructions: Set REF_MONTH = 3 months before the interview.
Calculated by taking the INTPER from record type 10 to come up with the base month to start from.

Type: Integer

Length: 2

Min: 1

Max: 8

- Don't Know
- Refuse
- Empty

- On Input
- On Output

Array:

Skip Instructions: IF (Section 3E has been completed) AND (the FR attempts to lower the entry) then
goto CK_NUMMORT3

ELSE goto HOMEQ_YN

Instrument SAS Name: NUMMORT3

Destination Data Set: SECT3

Report Section: 03E

CK_NUMMORT3

Check

BSECT3BDEFGHI.BSect3E.CK_NUMMORT3

Description: Lowered number of mortgages after detailed questions were started

Inherited Universe:

Universe: (Section 3E has been completed) and (the FR attempts to lower the entry in NUMMORT3)

Universe Description:

Text: * Number of mortgages or loans cannot be lowered now.
To delete a mortgage or loan, enter 2 at ORG_INTR, the first question in 3F.

Press ENTER to re-enter the original number of loans or mortgages (which was ^item2).

Check Instructions:

Type: Hard

Skip Instructions: Go back to NUMMORT3

Fills: item2

Instructions: Fill number of mortgages or loans originally entered (NUMMORT1, NUMLCHEL, NUMMORT2, NUMMORT3, NUMLSHEL)

Field

HOMEQ_YN
BSECT3BDEFGHI.BSect3E.HOMEQ_YN

Description: Have a home equity loan

Form Pane Label: Home Equity Loan

SAS Name:

Tag Name: HOMEQ_YN

Inherited Universe:

Universe: MRTCPSHA = No {2} OR MRTCPSHA = NONRESPONSE OR
NUMMORT1 <> EMPTY OR HADMORT = No {2} OR HADMORT =
NONRESPONSE OR NUMMORT2 <> EMPTY OR NUMMORT3 <> EMPTY

Universe Description:

Question Text: Since the first of ^REF_MONTH, did ^You_Anyone2 have a home equity loan or any other loan which ^GIVES_GAVE the lender claim on this property in case the loan ^IS_WAS_3E not repaid?

Fills: REF_MONTH

Instructions: Set REF_MONTH = 3 months before the interview.
Calculated by taking the INTPER from record type 10 to come up with the base month to start from.

Fills: You_Anyone2

Instructions: IF NUMHOUSE = 1 then fill 'you'
ELSE fill 'anyone in your household'

Fills: GIVES_GAVE

Instructions: IF OWNSTAT for the property = 2 then fill "gave"
ELSE fill "gives"

Fills: IS_WAS_3E

Instructions: IF OWNSTAT for the property = 2 then fill "was"
ELSE fill "is"

Type: Enumerated

Length: 1

Answer List: TYesNo

Value:	Mnemonic:	Description:
--------	-----------	--------------

1	Yes	Yes
2	No	No

- Don't Know
- Refuse
- Empty

- On Input
- On Output

Array:

Skip Instructions: 1: Goto LSHEL_YN

2,DK,RF: Goto S3E_END

Instrument SAS Name: HOMEQ_YN

Destination Data Set: SECT3

Report Section: 03E

Field

LSHEL_YN
BSECT3BDEFGHI.BSect3E.LSHEL_YN

Description: Have a lump sum home equity loan

Form Pane Label: Lump sum home equity

SAS Name:

Tag Name: LSHEL_YN

Inherited Universe:

Universe: HOMEQ_YN = Yes {1}

Universe Description:

Help Screen: H_HELTYPE

Question Text: ? [F1]

^LSHEL_YN_FILL_ONCE

^HaveHas_C ^YOU_YRCU had a lump sum home equity loan on this property since the first of ^REF_MONTH?

Fills: LSHEL_YN_FILL_ONCE

Instructions: Only fill introduction the first time this item comes up. Do not fill second and subsequent times. Fill, "There are two basic types of home equity loans. I'll describe both types. - A loan where ^YOU_YRCU received the entire lump-sum borrowed when ^YOU_YRCU took out the loan; or - A line of credit loan where ^YOU_YRCU can increase the amount borrowed by simply writing a check or using a special credit card.

Fills: YOU_YRCU

Instructions: IF NUMHOUSE = 1 then fill "you"
ELSE fill "your household"

Fills: HaveHas_C

Instructions: IF NUMHOUSE = 1 then fill then fill "Have",
ELSE fill "Has"

Fills: YOU_YRCU

Instructions: IF NUMHOUSE = 1 then fill "you"
ELSE fill "your household"

Fills: REF_MONTH

Instructions: Set REF_MONTH = 3 months before the interview.

Calculated by taking the INTPER from record type 10 to come up with the base month to start from.

Type: Enumerated
Length: 1

Answer List: TYesNo

Value:	Mnemonic:	Description:
1	Yes	Yes
2	No	No

- Don't Know
- Refuse
- Empty

- On Input
- On Output

Array:

Skip Instructions: 1: Goto NUMLSHEL

2,DK,RF: Goto LCHEL_YN

Instrument SAS Name: LSHEL_YN

Destination Data Set: SECT3

Report Section: 03E

Field

NUMLSHEL
BSECT3BDEFGHI.BSect3E.NUMLSHEL

Description: How many lump sum home equity loans

Form Pane Label: # Lump Sum Heq

SAS Name:

Tag Name: NUMLSHEL

Inherited Universe:

Universe: LSHEL_YN = Yes {1}

Universe Description: Had a lump sum home equity loan on this property

Question Text: How many?

Type: Integer

Length: 2

Min: 1

Max: 8

Don't Know

Refuse

Empty

On Input

On Output

Array:

Skip Instructions: IF (Section 3E has been completed) AND (the FR attempts to lower the entry) then
goto CK_NUMLSHEL

ELSE goto LCHEL_YN

Destination Data Set: SECT3

Report Section: 03E

CK_NUMLSHEL

Check

BSECT3BDEFGHI.BSect3E.CK_NUMLSHEL

Description: Lowered number of mortgages after detailed questions were started

Inherited Universe:

Universe: (Section 3E has been completed) and (the FR attempts to lower the entry in NUMLSHEL)

Universe Description:

Text: * Number of mortgages or loans cannot be lowered now.
To delete a mortgage or loan, enter 2 at ORG_INTR, the first question in 3F.

Press ENTER to re-enter the original number of loans or mortgages (which was ^item2).

Check Instructions:

Type: Hard

Skip Instructions: Go back to NUMLSHEL

Fills: item2

Instructions: Fill number of mortgages or loans originally entered (NUMMORT1, NUMLCHEL, NUMMORT2, NUMMORT3, NUMLSHEL)

Field

LCHEL_YN
BSECT3BDEFGHI.BSect3E.LCHEL_YN

Description: Have home equity line of credit

Form Pane Label: Line of Credit Loan

SAS Name:

Tag Name: LCHEL_YN

Inherited Universe:

Universe: LSHEL_YN = RESPONSE OR LSHEL_YN = NONRESPONSE

Universe Description:

Question Text: ^HaveHas_C ^YOU_YRCU had a home equity line of credit on this property since the first of ^REF_MONTH?

Fills: HaveHas_C

Instructions: IF NUMHOUSE = 1 then fill then fill "Have",
ELSE fill "Has"

Fills: YOU_YRCU

Instructions: IF NUMHOUSE = 1 then fill "you"
ELSE fill "your household"

Fills: REF_MONTH

Instructions: Set REF_MONTH = 3 months before the interview.
Calculated by taking the INTPER from record type 10 to come up with the base month to start from.

Type: Enumerated

Length: 1

Answer List: TYesNo

Value:	Mnemonic:	Description:
1	Yes	Yes
2	No	No

- Don't Know
- Refuse
- Empty

- On Input
- On Output

Array:

Skip Instructions: 1: Goto NUMLCHEL

2,DK,RF: Goto S3E_END

Destination Data Set: SECT3

Report Section: 03E

Field

NUMLCHEL
BSECT3BDEFGHI.BSect3E.NUMLCHEL

Description: Number of home equity lines of credit

Form Pane Label: # Line of Credit

SAS Name:

Tag Name: NUMLCHEL

Inherited Universe:

Universe: LCHEL_YN = Yes {1}

Universe Description: Had a home equity line of credit on this property

Question Text: How many?

Type: Integer

Length: 1

Min: 1

Max: 6

Don't Know

Refuse

Empty

On Input

On Output

Array:

Skip Instructions: IF (section 3E has been completed) AND (the FR attempts to lower the entry) then
goto CK_NUMLCHEL

ELSE goto S3E_END

Destination Data Set: SECT3

Report Section: 03E

CK_NUMLCHEL

Check

BSECT3BDEFGHI.BSect3E.CK_NUMLCHEL

Description: Lowered number of mortgages or loans after detailed questions were started

Inherited Universe:

Universe: (Section 3E has been completed) AND (The FR attempts to lower the entry in NUMLCHEL)

Universe Description:

Text: * [Number of mortgages or loans cannot be lowered now.](#)
[To delete a mortgage or loan, enter 888 at PAIDLOAN, the first question in 3H.](#)

[Press ENTER to re-enter the original number of loans or mortgages \(which was ^item2\).](#)

Check Instructions:

Type: Hard

Skip Instructions: Go back to NUMLCHEL

Fills: item2

Instructions: Fill number of mortgages or loans originally entered (NUMMORT1, NUMLCHEL, NUMMORT2, NUMMORT3, NUMLSHEL)

Field

S3E_END
BSECT3BDEFGHI.BSect3E.S3E_END

Description: End of Section 3E

Form Pane Label:

SAS Name:

Tag Name:

Inherited Universe:

Universe: HOMEQ_YN = No {2} or HOMEQ_YN = NONRESPONSE or LCHEL_YN = No {2} or
LCHEL_YN = NONRESPONSE or NUMLCHEL = RESPONSE or NUMLCHEL =
NONRESPONSE

Universe Description:

Question Text: ** Non Displayed **

Type: String

Length: 1

- Don't Know
- Refuse
- Empty

- On Input
- On Output

Array:

Special Instructions: 1. If NUMMORT1 > 0 OR NUMMORT2 > 0 OR NUMMORT3 > 0 OR NUMLSHEL > 0
OR NUMLCHEL > 0 then:

- a. Create one or two mortgage/loan array containing the following variables:
(LOANTYPE = 1 and 2 go to one array and LOANTYPE = 3 go to another)

LOANTYPE: 1 = mortgage, 2 = Lump sum home equity loan,
3 = line of credit home equity loan

NEWLOAN: 1 = new loan, blank = not a new loan

LOANNUM: consecutive loan numbers within loan
type, within property

PROPLNST: Status of loan on owned property

- b. Assign loan numbers in consecutive order.

If this is the first new loan reported and there were no loans of LOANTYPE 1 reported last quarter

then start with 101. Otherwise find the last loan of LOANTYPE 1, add 1 to that loan number and that will be your starting loan number.

1. If PRESMORT = 1 and NUMMORT1 <> DK and NUMMORT1 <> RF then add to the array the # of records

indicated in NUMMORT1. Set LOANTYPE, NEWLOAN and PROPLNST to 1 for each record.

2. If HADMORT = 1 and NUMMORT2 <> DK and NUMMORT2 <> RF then add to the array the # of records indicated

in NUMMORT2. Set LOANTYPE and NEWLOAN = 1 and PROPLNST = 2 for each record.

3. IF MRTCPSHA = 1 and NUMMORT3 <> DK and NUMMORT3 <> RF then add to the array the # for records indicated in

NUMMORT3. Set LOANTYPE, NEWLOAN and PROPLNST to 1 for each record.

c. Assign loan numbers in consecutive order.

If this is the first new loan reported and there were no loans of LOANTYPE 2 reported last quarter then start with 201. Otherwise find the last loan of LOANTYPE 2, add 1 to that loan number and that will be your starting loan number.

1. If LSHEL_YN = 1 and NUMLSHEL <> DK and NUMLSHEL <> RF then add to the array the # of records

indicated in NUMLSHEL. Set LOANTYPE to 2 and NEWLOAN and PROPLNST to 1 for each record.

d. Assign loan numbers in consecutive order.

If this is the first new loan reported and there were no loans of LOANTYPE 3 reported last quarter then start with 301. Otherwise find the last loan of LOANTYPE 3, add 1 to that loan number and that will be your starting loan number.

1. If LCHEL_YN = 1 and NUMLCHEL <> DK and NUMLCHEL <> RF then add to the array the # of records

indicated in NUMLCHEL. Set LOANTYPE to 3 and NEWLOAN and PROPLNST to 1 for each record.

Skip Instructions: IF (NUMMORT1 > 0 OR NUMMORT2 > 0 OR NUMMORT3 > 0) OR NUMLSHEL > 0 then goto Section 3FG

ELSEIF NUMLCHEL > 0 then goto Section 3H

ELSE goto Section 3I

Report Section: 03E

NEWLOAN

Field

BSECT3BDEFGHI.BSect3E.NEWLOAN

Description: New loan (=1)

Form Pane Label:

SAS Name: NEWLOAN

Tag Name:

Inherited Universe:

Universe:

Universe Description:

Question Text:

Type: String

Length: 1

- Don't Know
- Refuse
- Empty

- On Input
- On Output

Array:

Special Instructions: Valid Values: 1 = New loan
blank = Not a new loan

Instrument SAS Name: NEWLOAN

Report Section: 03E

Field

PROPLNST
BSECT3BDEFGHI.BSect3E.PROPLNST

Description: Still have (=1) or Paid off (=2)

Form Pane Label:

SAS Name:

Tag Name:

Inherited Universe:

Universe:

Universe Description:

Question Text:

Type: String

Length: 1

- Don't Know
- Refuse
- Empty

- On Input
- On Output

Array:

Special Instructions: Valid Values: 1 = Still have
2 = Paid off

Instrument SAS Name: PROPLNST

Report Section: 03E

BSECT3F

Block

BSECT3BDEFGHI.BSect3E.BSECT3F

Description: New Mortgages and New Lump Sum Home Equity Loans

Tab Name:

Fly Over Name:

Universe Type: If

Inherited Universe:

Universe: (OWNSTAT = 1-4) AND (There is at least 1 new loan (NEWLOAN = 1) with LOANTYPE = 1 or 2

Universe Description:

Array:

Block Instructions: 1. Max # of grid lines: 8 (per property)

2. Copy the following variables from 3B/3E

Set PROP_NOF = PROP_NOB from 3B

Set OWNYF = OWNYB from 3B

Set LOAN_NOF = LOANUM from 3E

3. Pre-fill and SHOW the property number and property description the form pane.

Set PROPNUM = PROP_NOF

Set PROPDESC = PROPDESC from section 3B

Field

PROPNUM
BSECT3BDEFGHI.BSect3E.BSECT3F.PROPNUM

Description: Property Number - SHOW ONLY

Form Pane Label: Prop #

SAS Name:

Tag Name:

Inherited Universe:

Universe:

Universe Description:

Question Text: ** SHOW ONLY **

Type: Integer

Length: 4

Min: 1

Max: 9999

- Don't Know
- Refuse
- Empty

- On Input
- On Output

Array:

Instrument SAS Name: PROPNUM

Report Section: 03F

PROPDESC

Field

BSECT3BDEFGHI.BSect3E.BSECT3F.PROPDESC

Description: Property Description - SHOW ONLY

Form Pane Label: Prop Desc.

SAS Name:

Tag Name:

Inherited Universe:

Universe:

Universe Description:

Question Text: ** SHOW ONLY **

Type: String

Length: 30

- Don't Know
- Refuse
- Empty

- On Input
- On Output

Array:

Instrument SAS Name: PROPDESC

Report Section: 03F

Field

ORG_INTR
BSECT3BDEFGHI.BSect3E.BSECT3F.ORG_INTR

Description: Original mortgage intro

Form Pane Label: Original mortgage intro

SAS Name:

Tag Name: ORG_INTR

Inherited Universe:

Universe:

Universe Description: All who get this block

Question Text: Now I will ask some questions about your ^LOAN_RANK
^MORTGAGE_LUMPSUM.
These questions refer to the ^MORTGAGE_LUMPSUM you ^ORG_INTR_Fill
payments on.

Fills: LOAN_RANK

Instructions: IF the current loan is a mortgage and the total number of new mortgages
(MorTotLoans) > 1 and this is the first mortgage
then fill "1st."
ELSEIF the current loan is a mortgage and the total number of new mortgages
(MorTotLoans > 1 then
fill, 2nd, 3rd, etc. as appropriate
ELSEIF the current loan is a lump sum and the total number of new lump sums
(LsTotLoans) > 1 and this is the first lump
sum then fill "1st."
ELSEIF the current loan is a lump sum and the total number of new lump sums
(LsTotLoans > 1 then
fill, 2nd, 3rd, etc. as appropriate

Fills: MORTGAGE_LUMPSUM

Instructions: IF 8500.LOANTYPE = 1 or LOANTYPE = 1 then fill "mortgage"
ELSE fill "lump sum home equity loan"

Fills: ORG_INTR_Fill

Instructions: If PROPLNST = 2 then fill "used to make"
ELSE fill "are currently making"

Type: Enumerated

Length: 1

Answer List: TLoanddelete

Value:	Mnemonic:	Description:
1	Continue	Continue
2	Delete	Delete the loan

- Don't Know
- Refuse
- Empty

- On Input
- On Output

Array:

Skip Instructions: 1: Goto REFI

2: Goto S3FG_END

Instrument SAS Name: ORG_INTR

Destination Data Set: EOPF

Sponsor Field Type: C

Report Section: 03F

Date Implemented (YYYY-MM-DD): April 2007

Field

REFI

BSECT3BDEFGHI.BSect3E.BSECT3F.REFI

Description: Refinanced the mortgage

Form Pane Label: Refinance

SAS Name: REFI

Tag Name: REFI

Inherited Universe:

Universe: ORG_INTR <> Delete {2}

Universe Description:

Help Screen: H_REFI

Question Text: ? [F1]

^HaveHas_C ^YOU_YRCU ever refinanced this ^MORTGAGE_LUMPSUM?

Fills: MORTGAGE_LUMPSUM

Instructions: IF 8500.LOANTYPE = 1 or LOANTYPE = 1 then fill "mortgage"
ELSE fill "lump sum home equity loan"

Fills: HaveHas_C

Instructions: IF NUMHOUSE = 1 then fill then fill "Have",
ELSE fill "Has"

Fills: YOU_YRCU

Instructions: IF NUMHOUSE = 1 then fill "you"
ELSE fill "your household"

Type: Enumerated

Length: 1

Answer List: TYesNo

Value:	Mnemonic:	Description:
1	Yes	Yes
2	No	No

- Don't Know
- Refuse
- Empty

- On Input
- On Output

Array:

Skip Instructions: Goto FRSTPYR

Instrument SAS Name: REFI

Destination Data Set: EOPF

Sponsor Field Type: C

Report Section: 03F

Date Implemented (YYYY-MM-DD): April 2007

Field

FRSTPYR

BSECT3BDEFGHI.BSect3E.BSECT3F.FRSTPYR

Description: Year of first payment

Form Pane Label: Payment Year

SAS Name: FRSTPYR

Tag Name: FRSTPYR

Inherited Universe:

Universe: ORG_INTR <> Delete {2}

Universe Description:

Question Text: In what year did ^YOU_YRCU make the first payment on this ^MORTGAGE_LUMPSUM^AFTERREFINANCING?

[^FR_REFINANCE_YR](#)

Fills: YOU_YRCU

Instructions: IF NUMHOUSE = 1 then fill "you"
ELSE fill "your household"

Fills: MORTGAGE_LUMPSUM

Instructions: IF 8500.LOANTYPE = 1 or LOANTYPE = 1 then fill "mortgage"
ELSE fill "lump sum home equity loan"

Fills: AFTERREFINANCING

Instructions: IF REFI = Yes {1} then fill " after refinancing"
ELSE leave blank

Fills: FR_REFINANCE_YR

Instructions: IF REFI = 1 then fill " ♦ [Enter year of first payment after the most recent refinancing](#)"
ELSE leave blank

Type: Integer

Length: 5

Min: 1900

Max: 9999

Don't Know

Refuse

Empty

On Input

On Output

Store Instructions: If FRSTPYR is in range or NONRESPONSE then set FRST_YR = EMPTY

Array:

Skip Instructions: 1900-9999: IF (entry > current year) or (entry < (current year - 30)) then goto
ERR1_FRSTPYR
ELSE goto FRSTPYMO

DK,RF: Goto FRSTPYMO

Instrument SAS Name: FRSTPYR

Destination Data Set: EOPF

Sponsor Field Type: C

Report Section: 03F

Check

ERR1_FRSTPYR
BSECT3BDEFGHI.BSect3E.BSECT3F.ERR1_FRSTPYR

Description: Out of Range Check

Inherited Universe:

Universe: [(FRSTPYR > current year) or (FRSTPYR < (current year - 30))] AND FRSTPYR
= RESPONSE

Universe Description:

Text: * THE STARTING YEAR OF THE LOAN IS UNUSUALLY HIGH OR LOW

PLEASE VERIFY

Check Instructions: IF suppressed then set FRST_YR = 'A1'

Type: Soft

Skip Instructions: Suppress: Goto FRSTPYMO

All others, go back to FRSTPYR

FRSTPYMO

Field

BSECT3BDEFGHI.BSect3E.BSECT3F.FRSTPYMO

Description: Month of first payment

Form Pane Label: Payment Month

SAS Name: FRSTPYMO

Tag Name: FRSTPYMO

Inherited Universe:

Universe: FRSTPYR = RESPONSE or FRSTPYR = NONRESPONSE

Universe Description:

Question Text: In what month did ^YOU_YRCU make the first payment on this ^MORTGAGE_LUMPSUM^AFTERREFINANCING?

[^FR_REFINANCE_MO](#)

Fills: YOU_YRCU

Instructions: IF NUMHOUSE = 1 then fill "you"
ELSE fill "your household"

Fills: MORTGAGE_LUMPSUM

Instructions: IF 8500.LOANTYPE = 1 or LOANTYPE = 1 then fill "mortgage"
ELSE fill "lump sum home equity loan"

Fills: AFTERREFINANCING

Instructions: IF REFI = Yes {1} then fill " after refinancing"
ELSE leave blank

Fills: FR_REFINANCE_MO

Instructions: IF REFI = 1 then fill " * [Enter month of first payment after the most recent refinancing](#)"
ELSE leave blank

Type: Enumerated

Length: 2

Answer List: TMONTH

Value:	Mnemonic:	Description:
--------	-----------	--------------

1	Jan	January
2	Feb	February
3	Mar	March
4	Apr	April
5	May	May
6	Jun	June
7	Jul	July
8	Aug	August
9	Sep	September
10	Oct	October
11	Nov	November
12	Dec	December

- Don't Know
- Refuse
- Empty

- On Input
- On Output

Array:

Skip Instructions: IF FRSTPYR and FRSTPYMO > (current month + 2 and year) then goto CK_FRPSTYR

ELSE ORGMRTX

Instrument SAS Name: FRSTPYMO

Destination Data Set: EOPF

Sponsor Field Type: C

Report Section: 03F

CK_FRSTPYR

Check

BSECT3BDEFGHI.BSect3E.BSECT3F.CK_FRSTPYR

Description: Date is in Future

Inherited Universe:

Universe: FRSTPYMO and FRSTPYR > (interview period month + 2 and current system date year)

Universe Description: note: in production current month and interview period month are the same. In testing look at INTPER on the case list.
(The year is using the current system data year.)

Text: * [Date cannot be in the future.](#)

Check Instructions:

Type: Hard

Skip Instructions: Go back to FRSTPYR

Field

ORGMRTX
BSECT3BDEFGHI.BSect3E.BSECT3F.ORGMRTX

Description:

Form Pane Label: Original Mortgage \$

SAS Name: ORGMRTX

Tag Name: ORGMRTX

Inherited Universe:

Universe: ORG_INTR <> Delete {2}

Universe Description:

Question Text: What was the amount of this ^MORTGAGE_LUMPSUM when ^YOU_YRCU obtained it, not including any interest?

Fills: MORTGAGE_LUMPSUM

Instructions: IF 8500.LOANTYPE = 1 or LOANTYPE = 1 then fill "mortgage"
ELSE fill "lump sum home equity loan"

Fills: YOU_YRCU

Instructions: IF NUMHOUSE = 1 then fill "you"
ELSE fill "your household"

Type: Integer

Length: 9

Min: 1

Max: 99999999

Don't Know

Refuse

Empty

On Input

On Output

Store Instructions: IF ORGMRTX is in range or NONRESPONSE THEN set ORGMRTX_ = EMPTY

Array:

Special Instructions: Display a \$ and comma in the entry field

Skip Instructions: 1-4999: Goto CK_ORGMRTX

5000-9999: Goto ERR1_ORGMRTX

10000-99999999: IF ((OWNYB = 100, 200 or 300) and ORGMRTX > 1000000) OR
(OWNYB = 400 and ORGMRTX > 300000) then goto ERR1_ORGMRTX
ELSE goto MTERM

DK,RF: Goto MTERM

Instrument SAS Name: ORGMRTX

Destination Data Set: EOPF

Sponsor Field Type: N

Report Section: 03F

Check

CK_ORGMRTX
BSECT3BDEFGHI.BSect3E.BSECT3F.CK_ORGMRTX

Description: Starting TOTAL loan amount is low

Inherited Universe:

Universe: ORGMRTX >= 1 and ORGMRTX <= 4999 and ORGMRTX = REPONSE

Universe Description:

Text: ♦ Starting TOTAL loan amount is low.

Do NOT enter the monthly payment amount here.

Enter the starting loan amount.

If the starting loan amount is not known, enter Ctrl + D for "Don't know."

Check Instructions:

Type: Hard

Skip Instructions: Go back to ORGMRTX

ERR1_ORGMRTX

Check

BSECT3BDEFGHI.BSect3E.BSECT3F.ERR1_ORGMRTX

Description: Out of Range Check

Inherited Universe:

Universe: ORGMRTX = RESPONSE AND
[(ORGMRTX >= 5000 and ORGMRTX < 10000) or
(OWNYB = '100' and ORGMRTX > 1000000) or
(OWNYB = '200' and ORGMRTX > 1000000) or
(OWNYB = '300' and ORGMRTX > 1000000) or
(OWNYB = '400' and ORGMRTX > 300000)]

Universe Description:

Text: * THE VALUE ENTERED IS UNUSUALLY HIGH OR LOW

PLEASE VERIFY AND IF CORRECT, ENTER ITEM LEVEL NOTE

Check Instructions: IF suppressed then set ORGMRTX_ = 'A1'

Type: Soft

Skip Instructions: Suppress: Goto MTERM

All others, go back to ORGMRTX

Field

MTERM
BSECT3BDEFGHI.BSect3E.BSECT3F.MTERM

Description: 15/30 mortgage or something else

Form Pane Label: Mortgage Term

SAS Name: MTERM

Tag Name: MTERM

Inherited Universe:

Universe: ORG_INTR <> Delete {2}

Universe Description: All non-deleted loans

Question Text: ^C_IsWas3F this a 30 year ^MORTGAGE_LUMPSUM, a 15 year ^MORTGAGE_LUMPSUM, or something else?

Fills: C_IsWas3F

Instructions: If PROPLNST = 2 then fill "Was"
ELSE fill "Is"

Fills: MORTGAGE_LUMPSUM

Instructions: IF 8500.LOANTYPE = 1 or LOANTYPE = 1 then fill "mortgage"
ELSE fill "lump sum home equity loan"

Type: Enumerated

Length: 1

Answer List: TMTerm

Value:	Mnemonic:	Description:
1	Thirty	30-year
2	Fifteen	15-year
3	SomethingElse	Something else

- Don't Know
- Refuse
- Empty

- On Input
- On Output

Array:

Skip Instructions: 1: IF (current year - FRSTPYR) > 30 then goto CK_S3FG
ELSE goto NEWMRRT

2: IF (current year - FRSTPYR) > 15 then goto CK_S3FG
ELSE goto NEWMRRT

3: Goto MORTTERM

DK,RF: Goto NEWMRRT

Instrument SAS Name: MTERM

Destination Data Set: EOPF

Sponsor Field Type: C

Report Section: 03F

Field

MORTTERM
BSECT3BDEFGHI.BSect3E.BSECT3F.MORTTERM

Description: Number of years of mortgage

Form Pane Label: Other Mortgage Term

SAS Name: MORTTERM

Tag Name: MORTTERM

Inherited Universe:

Universe: MTERM = SomethingElse {3}

Universe Description: Not a 15 or 30 year loan

Question Text: [Enter number of years](#)

Type: Integer

Length: 2

Min: 1

Max: 50

Don't Know

Refuse

Empty

On Input

On Output

Store Instructions: If MORTTERM is in range or NONRESPONSE then set MORT_ERM = EMPTY

Array:

Skip Instructions: 1-50: IF (current year - FRSTPYR) > MORTTERM then goto CK_S3FG
ELSEIF entry < 5 or entry > 30 then goto ERR1_MORTTERM
ELSE goto NEWMRRT

DK,RF: Goto NEWMRRT

Instrument SAS Name: MORTTERM

Destination Data Set: EOPF

Sponsor Field Type: N

Report Section: 03F

Check

CK_S3FG

BSECT3BDEFGHI.BSect3E.BSECT3F.CK_S3FG

Description: Year of first payment cannot be older than the number of years of the mortgage

Inherited Universe:

Universe: ((current year - FRSTPYR) > MORTTERM) OR
(MTERM = Thirty {1} and (current year - FRSTPYR) > 30) OR
(MTERM = Fifteen {2} and (current year - FRSTPYR) > 15)

Universe Description:

Text: ♦ The year of the first payment cannot be older than the number of years of the mortgage.

Please Verify:

Check Instructions:

Type: Hard

Skip Instructions: Go back to MTERM or MORTTERM as appropriate

ERR1_MORTTERM

Check

BSECT3BDEFGHI.BSect3E.BSECT3F.ERR1_MORTTERM

Description: Out of Range Check

Inherited Universe:

Universe: (MORTTERM < 5 or MORTTERN > 30) AND MORTTERM = RESPONSE

Universe Description:

Text: * THE VALUE ENTERED IS UNUSUALLY HIGH OR LOW

PLEASE VERIFY AND IF CORRECT, ENTER ITEM LEVEL NOTE

Check Instructions: IF suppressed then set MORT_ERM = 'A1'

Type: Soft

Skip Instructions: Suppress: Goto NEWMRRT

All others, go back to MORTTERM

Field

NEWMRRT
BSECT3BDEFGHI.BSect3E.BSECT3F.NEWMRRT

Description: Current interest rate

Form Pane Label: Current Interest Rate

SAS Name: NEWMRRT

Tag Name: NEWMRRT

Inherited Universe:

Universe: MTERM = Fifteen {1} or MTERM = Thirty {2} or MTERM = NONRESPONSE or
MORTTERM = RESPONSE or MORTTERM = NONRESPONSE

Universe Description:

Help Screen: H_NEWMRRT

Question Text: ? [F1]

What ^iswas3F the current interest rate on this ^MORTGAGE_LUMPSUM?

✦ Enter percent including decimal

Fills: iswas3F

Instructions: If PROPLNST = 2 then fill "was"
ELSE fill "is"

Fills: MORTGAGE_LUMPSUM

Instructions: IF 8500.LOANTYPE = 1 or LOANTYPE = 1 then fill "mortgage"
ELSE fill "lump sum home equity loan"

Type: Real / decimal

Length: 6

Min: 0

Max: 99.999

Don't Know

Refuse

Empty

On Input

On Output

Array:

Skip Instructions: IF ENTRY < 2.5 or entry > 8.5 AND (not DK or RF) then goto ERR1_NEWMRRT

ELSE goto FIXEDRTE

Instrument SAS Name: NEWMRRT

Destination Data Set: EOPF

Sponsor Field Type: N

Report Section: 03F

Check

ERR1_NEWMRRT
BSECT3BDEFGHI.BSect3E.BSECT3F.ERR1_NEWMRRT

Description: Out of Range Check

Inherited Universe:

Universe: (NEWMRRT < 2.5 or NEWMRRT > 8.5) AND NEWMRRT = RESPONSE

Universe Description:

Text: * THE VALUE ENTERED IS UNUSUALLY HIGH OR LOW

PLEASE VERIFY AND IF CORRECT, ENTER ITEM LEVEL NOTE

Check Instructions: IF suppressed then set NEWMRRT_ = 'A1'

Type: Soft

Skip Instructions: Suppress: Goto FIXEDRTE

All others, go back to NEWMRRT

FIXEDRTE

Field

BSECT3BDEFGHI.BSect3E.BSECT3F.FIXEDRTE

Description: Fixed interest rate

Form Pane Label: Fixed Rate

SAS Name: FIXEDRTE

Tag Name: FIXEDRTE

Inherited Universe:

Universe: NEWMRRT = RESPONSE or NEWMRRT = NONRESPONSE

Universe Description:

Help Screen: H_FIXEDRTE

Question Text: ? [F1]

^C_IsWas3F this a fixed rate ^MORTGAGE_LUMPSUM?

Fills: C_IsWas3F

Instructions: If PROPLNST = 2 then fill "Was"
ELSE fill "Is"

Fills: MORTGAGE_LUMPSUM

Instructions: IF 8500.LOANTYPE = 1 or LOANTYPE = 1 then fill "mortgage"
ELSE fill "lump sum home equity loan"

Type: Enumerated

Length: 1

Answer List: TYesNo

Value:	Mnemonic:	Description:
1	Yes	Yes
2	No	No

- Don't Know
- Refuse
- Empty

- On Input
- On Output

Array:

Skip Instructions: 1: Goto PAYINCL

2,DK,RF: Goto PAYTYPE

Instrument SAS Name: FIXEDRTE

Destination Data Set: EOPF

Sponsor Field Type: C

Report Section: 03F

PAYTYPE

Field

BSECT3BDEFGHI.BSect3E.BSECT3F.PAYTYPE

Description: Types of payments

Form Pane Label: Loan Type

SAS Name:

Tag Name: PAYTYPE

Inherited Universe:

Universe: FIXEDRTE = No {2} OR FIXEDRTE = NONRESPONSE

Universe Description: Not a fixed rate loan

Help Screen: H_PAYTYPE

Question Text: ? [F1]

**There are many different kinds of ^Mortgage_Lumpsums.
Which of these comes closest to ^YRS_YRCS?**

- ◆ [Read each item on list](#)
- ◆ [Enter all that apply, separate with commas](#)

Fills: Mortgage_Lumpsums

Instructions: IF LOANTYPE = 1 then fill "mortgages"
ELSE fill "lump sum home equity loans"

Fills: YRS_YRCS

Instructions: If NUMHOUSE = 1 then fill "yours"
ELSE fill "your household's"

Type: Set

Max Number of Values: 3

Length: 1

Answer List: TPaytype

Value:	Mnemonic:	Description:
1	Variable	Variable or adjustable rate of interest (ARM)
2	Int_only	Interest only
3	Somethingelse	Other - Specify

- Don't Know
- Refuse
- Empty

- On Input
- On Output

Store Instructions: Set BLS Variables:

```
IF Variable {1} IN PAYTYPE THEN VARRTE = 1
IF Int_only {2} IN PAYTYPE THEN INTONLY = 2
IF Somethingelse {3} IN PAYTYPE THEN OTHRTE = 3
IF PAYTYPE = DONTKNOW THEN
  VARRTE = 9
  INTONLY = 9
  OTHRTE = 9
ELSEIF PAYTYPE = REFUSAL THEN
  VARRTE = 8
  INTONLY = 8
  OTHRTE = 8
ENDIF
```

Array:

Special Instructions: Answer list options should be in bold black

Skip Instructions: IF 1 and 2 are selected then goto CK_PAYTYPE

ELSEIF 3 is selected then goto PAYTOTHF

ELSE goto PAYINCL

Instrument SAS Name: PAYTYPE

Destination Data Set: EOPF

Sponsor Field Type: N

Report Section: 03F

PAYTOTHF

Field

BSECT3BDEFGHI.BSect3E.BSECT3F.PAYTOTHF

Description: Other types of payment

Form Pane Label: Other loan type

SAS Name: PAYTOTHF

Tag Name: PAYTOTHF

Inherited Universe:

Universe: Somethingelse {3} IN PAYTYPE

Universe Description: Not a variable or interest only loan

Question Text: * Specify:

Type: String

Length: 30

Don't Know

Refuse

Empty

On Input

On Output

Array:

Skip Instructions: Goto PAYINCL

Instrument SAS Name: PAYTOTHF

Destination Data Set: EOPF

Sponsor Field Type: C

Report Section: 03F

Field

PAYINCL
BSECT3BDEFGHI.BSect3E.BSECT3F.PAYINCL

Description: Payments included in the loan

Form Pane Label: Payment Include

SAS Name:

Tag Name: PAYINCL

Inherited Universe:

Universe: FIXEDRTE = Yes {1} or PAYTYPE = RESPONSE or PAYTYPE = NONRESPONSE
or PAYTOTHF = RESPONSE

Universe Description:

Help Screen: H_PAYINCL

Question Text:  8 ? [F1]

On ^YR_YRCUS last payment, which of these things were included?

- ◆ [Read each item on list](#)
- ◆ [Enter all that apply, separate with commas](#)

Fills: YR_YRCUS

Instructions: IF NUMHOUSE = 1 then fill "your"
ELSE fill "your household's"

Type: Set

Max Number of Values: 4

Length: 2

Answer List: TPayincl

Value:	Mnemonic:	Description:
1	Principal	Principal?
2	Interest	Interest?
3	Escrow	Escrow or anything else (including property taxes and insurance)?
77	dknow	Don't know

- Don't Know
- Refuse
- Empty

- On Input
- On Output

Store Instructions: Set BLS variables

```
IF principal {1} IN PAYINCL THEN PAYPRINI = '1'
ELSE PAYPRINI = "
ENDIF
IF Interest {2} IN PAYINCL THEN PAYINT = '2'
ELSE PAYINT = "
ENDIF
IF Escrow{3} IN PAYINCL THEN PAYESCRW = '3'
ELSE PAYESCRW = "
ENDIF
IF dknow {77} IN PAYINCL THEN
  IF PAYPRINI <> '1' AND PAYINT <> '2' AND PAYESCRW <> '3' THEN
    PAYPRINI = '9'
    PAYINT = '9'
    PAYESCRW = '9'
  ENDIF
ENDIF
IF PAYINCL = REFUSAL THEN
  PAYPRINI = '8'
  PAYINT = '8'
  PAYESCRW = '8'
ENDIF
```

Array:

Special Instructions: Answer list options should be in bold black, except option 77

Skip Instructions: IF 1 and 2 were not selected then goto CK_PAYINCL

ELSEIF FIXEDRTE = 1 then goto MRTPMTX

ELSE goto PAYMTX1

Instrument SAS Name: PAYINCL

Destination Data Set: EOPF

Report Section: 03F

Check

CK_PAYINCL
BSECT3BDEFGHI.BSect3E.BSECT3F.CK_PAYINCL

Description: Principal and Interest not included

Inherited Universe:

Universe: NOT (Principal {1} IN PAYINCL) and NOT (Interest {2} IN PAYINCL) and PAYINCL = RESPONSE

Universe Description:

Text: * [Principal and interest were not included in the mortgage payment.](#)

[Please verify.](#)

Check Instructions:

Type: Soft

Skip Instructions: Suppress: IF FIXEDRTE = 1 then goto MRTPMTX
ELSE goto PAYMTX1

All others, go back to PAYINCL

M RTPMTX

Field

BSECT3BDEFGHI.BSect3E.BSECT3F.M RTPMTX

Description: Total mortgage payment

Form Pane Label: Total Payment

SAS Name: M RTPMTX

Tag Name: M RTPMTX

Inherited Universe:

Universe: FIXEDRTE = Yes {1}

Universe Description:

Help Screen: H_M RTPMTX

Question Text: ? [F1]

How much ^iswas3F ^YR_YRCUS ^MORTGAGE_LUMPSUM payment per month?

◆ Respondent should report amount due not amount paid.

Fills: iswas3F

Instructions: If PROPLNST = 2 then fill "was"
ELSE fill "is"

Fills: YR_YRCUS

Instructions: IF NUMHOUSE = 1 then fill "your"
ELSE fill "your household's"

Fills: MORTGAGE_LUMPSUM

Instructions: IF 8500.LOANTYPE = 1 or LOANTYPE = 1 then fill "mortgage"
ELSE fill "lump sum home equity loan"

Type: Integer

Length: 9

Min: 1

Max: 99999999

- Don't Know
- Refuse
- Empty

On Input
 On Output

Store Instructions: If MRTPMTX is in range or NONRESPONSE then set MRTPMTX_ = EMPTY

Array:

Special Instructions: Display a \$ and comma in the entry field.

Skip Instructions: 1-99999999: IF MRTPMTX > ORGMRTX then goto CK_MRTPMTX
ELSEIF entry < 125 or entry > 6999 OR
(FIXEDRTE = 1 and MTERM = 1 and MRTPMTX*360 < ORGMRTX)
OR (FIXEDRTE = 1 and MTERM = 2 and MRTPMTX*180 < ORGMRTX)
OR MRTPMTX = ORGMRTX then goto ERR1_MRTPMTX
ELSEIF 3 selected in PAYINCL then goto PRININTX
ELSE goto MORTSPEC

DK,RF: IF 3 selected in PAYINCL then goto PRININTX
ELSE goto MORTSPEC

Instrument SAS Name: MRTPMTX

Destination Data Set: EOPF

Sponsor Field Type: N

Report Section: 03F

CK_M RTPMTX

Check

BSECT3BDEFGHI.BSect3E.BSECT3F.CK_M RTPMTX

Description: Payment \$ > total loan amount

Inherited Universe:

Universe: MRTPMTX > ORGMRTX and MRTPMTX = RESPONSE and ORGMRTX = RESPONSE

Universe Description: Payment amount is greater than total loan amount

Text: * [Payment cannot exceed total loan amount.](#)

Check Instructions:

Type: Hard

Skip Instructions: Go back to MRTPMTX

Check

ERR1_M RTPMTX
BSECT3BDEFGHI.BSect3E.BSECT3F.ERR1_M RTPMTX

Description: Out of Range Check

Inherited Universe:

Universe: [(M RTPMTX < 125 or M RTPMTX > 6999) OR
(FIXEDRTE = Yes {1} and MTERM = Thirty {1} and M RTPMTX*360 < ORGM RTX)
OR
(FIXEDRTE = Yes {1} and MTERM = Fifteen {2} and M RTPMTX*180 < ORGM RTX)
OR
M RTPMTX = ORGM RTX]
AND M RTPMTX RESPONSE

Universe Description:

Text: * VALUE ENTERED IS UNUSUALLY HIGH OR LOW

PLEASE VERIFY AND IF CORRECT, ENTER ITEM LEVEL NOTE

Check Instructions: IF suppressed then set MRT_MTX = 'A1'

Type: Soft

Skip Instructions: Suppress: IF 3 selected in PAYINCL then goto PRININTX
ELSE goto MORTSPEC

All others, go back to M RTPMTX

PRININTX

Field

BSECT3BDEFGHI.BSect3E.BSECT3F.PRININTX

Description: Amount for principal and interest

Form Pane Label: Prin/Int Amt

SAS Name: PRININTX

Tag Name: PRININTX

Inherited Universe:

Universe: MRTPMTX <> EMPTY AND Escrow {3} IN PAYINCL

Universe Description:

Question Text: How much of that amount was for ^Prinint_fill?

✦ Respondent should report amount due not amount paid.

Fills: Prinint_fill

Instructions: If code 1 and NOT code 2 selected in PYRINIJ, fill "principal"
If code 2 and NOT code 1 selected in PYRINIJ, fill "interest"
ELSE fill "principal and interest"

Type: Integer

Length: 9

Min: 0

Max: 99999999

Don't Know

Refuse

Empty

On Input

On Output

Store Instructions: If PRININTX is in range or NONRESPONSE then set PRIN_NTX = EMPTY

Array:

Special Instructions: Display a \$ and comma in the entry field.

Skip Instructions: 0-99999999: IF PRININTX > MRTPMTX then goto CK_PRININTX
ELSEIF entry < 75 or entry > 4999 then goto ERR1_PRININTX
ELSE goto MORTSPEC

DK,RF: Goto MORTSPEC

Instrument SAS Name: PRININTX

Destination Data Set: EOPF

Sponsor Field Type: N

Report Section: 03F

CK_PRININTX

Check

BSECT3BDEFGHI.BSect3E.BSECT3F.CK_PRININTX

Description: Principal and interest greater than total payment

Inherited Universe:

Universe: $(PRININTX > MRTPMTX)$ and $PRININTX = RESPONSE$ and $MRTPMTX = RESPONSE$

Universe Description:

Text: * [Principal and interest cannot exceed total payment](#)

Check Instructions:

Type: Hard

Skip Instructions: Go back to PRININTX

Check

ERR1_PRININTX
BSECT3BDEFGHI.BSect3E.BSECT3F.ERR1_PRININTX

Description: Out of Range Check

Inherited Universe:

Universe: (PRININTX < 75 or PRININTX > 4999) AND PRININTX = RESPONSE

Universe Description:

Text: * THE VALUE ENTERED IS UNUSUALLY HIGH OR LOW

PLEASE VERIFY AND IF CORRECT, ENTER ITEM LEVEL NOTE

Check Instructions: IF suppressed then set PRIN_NTX = 'A1'

Type: Soft

Skip Instructions: Suppress: Goto MORTSPEC

All others, go back to PRININTX

PAYMTX1

Field

BSECT3BDEFGHI.BSect3E.BSECT3F.PAYMTX1

Description:

Form Pane Label: Ref Month Payment

SAS Name: PAYMTX1

Tag Name: PAYMTX1

Inherited Universe:

Universe: FIXEDRTE = No {2} or FIXEDRTE = NONRESPONSE

Universe Description: Not a fixed rate loan

Help Screen: H_MRTPMTX

Question Text: ? [F1]

**How much was ^YR_YRCUS payment on this ^MORTGAGE_LUMPSUM in
^REF_MONTH?**

◆ Respondent should report amount due not amount paid.

Fills: YR_YRCUS

Instructions: IF NUMHOUSE = 1 then fill "your"
ELSE fill "your household's"

Fills: MORTGAGE_LUMPSUM

Instructions: IF 8500.LOANTYPE = 1 or LOANTYPE = 1 then fill "mortgage"
ELSE fill "lump sum home equity loan"

Fills: REF_MONTH

Instructions: Set REF_MONTH = 3 months before the interview.
Calculated by taking the INTPER from record type 10 to come up with the base
month to start from.

Type: Integer

Length: 9

Min: 0

Max: 99999999

Don't Know

Refuse

Empty

On Input
 On Output

Store Instructions: If PAYMTX1 is in range or NONRESPONSE then set PAYMTX1_ = EMPTY

Array:

Special Instructions: Display a \$ and comma in the entry field.

Skip Instructions: 0: Goto PAYMTX2

1-99999999: IF entry < 125 or entry > 4000 then goto ERR1_PAYMTX1
ELSEIF 3 selected in PAYINCL then goto PRNINTX1
ELSE goto PAYSAME

DK, RF: IF 3 selected in PAYINCL then goto PRNINTX1
ELSE goto PAYMTX2

Instrument SAS Name: PAYMTX1

Destination Data Set: EOPF

Sponsor Field Type: N

Report Section: 03F

Date Implemented (YYYY-MM-DD): April 2007

ERR1_PAYMTX1

Check

BSECT3BDEFGHI.BSect3E.BSECT3F.ERR1_PAYMTX1

Description: Out of Range Check

Inherited Universe:

Universe: (PAYMTX1 < 125 or PAYMTX1 > 4000) and PAYMTX1 = RESPONSE and
PAYMTX1 <> 0

Universe Description:

Text: * THE VALUE ENTERED IS UNUSUALLY HIGH OR LOW

PLEASE VERIFY AND IF CORRECT, ENTER ITEM LEVEL NOTE

Check Instructions: IF suppressed then set PAYMTX1_ = 'A1'

Type: Soft

Skip Instructions: Suppress: IF 3 selected in PAYINCL then goto PRNINTX1
ELSE goto PAYSAME

All others, go back to PAYMTX1

Field

PRNINTX1

BSECT3BDEFGHI.BSect3E.BSECT3F.PRNINTX1

Description:

Form Pane Label: Ref Month Prin/ Int Amt

SAS Name: PRNINTX1

Tag Name: PRNINTX1

Inherited Universe:

Universe: ((PAYMTX1 >= 1 and PAYMTX1 <= 99999999) or PAYMTX1 = NONRESPONSE)
AND
Escrow {3} in PAYINCL

Universe Description:

Question Text: How much of that amount was for ^Prinint_fill?

• Respondent should report amount due not amount paid.

Fills: Prinint_fill

Instructions: If code 1 and NOT code 2 selected in PYRINIJ, fill "principal"
If code 2 and NOT code 1 selected in PYRINIJ, fill "interest"
ELSE fill "principal and interest"

Type: Integer

Length: 9

Min: 0

Max: 99999999

Don't Know

Refuse

Empty

On Input

On Output

Store Instructions: If PRNINTX1 is in range or NONRESPONSE then set PRNI_TX1 = EMPTY

Array:

Special Instructions: Display a \$ and comma in the entry field.

Skip Instructions: 0-99999999: IF PRNINTX1 > PAYMTX1 then goto CK_PRNINTX1

ELSEIF entry < 75 or entry > 4000 then goto ERR1_PRNINTX1
ELSEIF PAYMTX1 = DK or RF goto PAYMTX2
ELSE goto PAYSAME

DK,RF: IF PAYMTX1 = DK or RF then goto PAYMTX2
ELSE Goto PAYSAME

Instrument SAS Name: PRNINTX1

Destination Data Set: EOPF

Sponsor Field Type: N

Report Section: 03F

Date Implemented (YYYY-MM-DD): April 2007

Check

CK_PRNINTX1

BSECT3BDEFGHI.BSect3E.BSECT3F.CK_PRNINTX1

Description: Principal and interest greater than total payment

Inherited Universe:

Universe: PRNINTX1 > PAYMTX1 AND PRNINTX1 = RESPONSE AND PAYMTX1 = RESPONSE

Universe Description:

Text: * [Principal and interest cannot exceed total payment.](#)

Check Instructions:

Type: Hard

Skip Instructions: Go back to PRNINTX1

ERR1_PRNINTX1

Check

BSECT3BDEFGHI.BSect3E.BSECT3F.ERR1_PRNINTX1

Description: Out of Range Check

Inherited Universe:

Universe: (PRNINTX1 < 75 or PRNINTX1 > 4000) AND PRNINTX1 = RESPONSE

Universe Description:

Text: * THE VALUE ENTERED IS UNUSUALLY HIGH OR LOW

PLEASE VERIFY AND IF CORRECT, ENTER ITEM LEVEL NOTE

Check Instructions: IF suppressed then set PRNI_TX1 = 'A1'

Type: Soft

Skip Instructions: Suppress: Goto PAYSAME

All others, go back to PRNINTX1

Field

PAYSAME

BSECT3BDEFGHI.BSect3E.BSECT3F.PAYSAME

Description: Same payment each month

Form Pane Label: Same Payment

SAS Name: PAYSAME

Tag Name: PAYSAME

Inherited Universe:

Universe: PAYMTX1 >= 1 and PAYMTX1 <= 99999999

Universe Description: Payment 1 is not 0, DK, or RF

Question Text: Were the payments on this ^MORTGAGE_LUMPSUM for ^TWO_MONTH and ^LAST_MONTH also ^PAYMTX1_Fill?

Fills: MORTGAGE_LUMPSUM

Instructions: IF 8500.LOANTYPE = 1 or LOANTYPE = 1 then fill "mortgage"
ELSE fill "lump sum home equity loan"

Fills: TWO_MONTH

Instructions: TWO_MONTH = month 2 months before the interview.

Calculated by taking the INTPER from record type 10 to come up with the base month to start from.

Fills: LAST_MONTH

Instructions: LAST_MONTH = last month before the interview.

Calculated by taking the INTPER from record type 10 to come up with the base month to start from.

Fills: PAYMTX1_Fill

Instructions: Fill '\$' and the amount in PAYMTX1, inserting a comma as necessary

Type: Enumerated

Length: 1

Answer List: TYesNo

Value:	Mnemonic:	Description:
1	Yes	Yes

2	No	No
---	----	----

- Don't Know
- Refuse
- Empty

- On Input
- On Output

Array:

Skip Instructions: 1: Goto MORTSPEC

2,DK,RF: Goto PAYMTX2

Instrument SAS Name: PAYSAME

Destination Data Set: EOPF

Sponsor Field Type: C

Report Section: 03F

Date Implemented (YYYY-MM-DD): April 2024

Field

PAYMTX2

BSECT3BDEFGHI.BSect3E.BSECT3F.PAYMTX2

Description:

Form Pane Label: Month 2 Payment

SAS Name: PAYMTX2

Tag Name: PAYMTX2

Inherited Universe:

Universe: PAYSAME = No {2} OR PAYSAME = NONRESPONSE OR
PAYMTX1 = 0 OR PAYMTX1 = NONRESPONSE

Universe Description: Payments not the same each month or PAYMTX1 is 0, DK, or RF

Question Text: How much was ^YR_YRCUS payment on this ^MORTGAGE_LUMPSUM in
^TWO_MONTH?

• Respondent should report amount due not amount paid.

Fills: TWO_MONTH

Instructions: TWO_MONTH = month 2 months before the interview.

Calculated by taking the INTPER from record type 10 to come up with the base
month to start from.

Fills: YR_YRCUS

Instructions: IF NUMHOUSE = 1 then fill "your"
ELSE fill "your household's"

Fills: MORTGAGE_LUMPSUM

Instructions: IF 8500.LOANTYPE = 1 or LOANTYPE = 1 then fill "mortgage"
ELSE fill "lump sum home equity loan"

Type: Integer

Length: 9

Min: 0

Max: 99999999

- Don't Know
- Refuse
- Empty

On Input
 On Output

Store Instructions: If PAYMTX2 is in range or NONRESPONSE then set PAYMTX2_ = EMPTY

Array:

Special Instructions: Display a \$ and comma in the entry field.

Skip Instructions: 0: Goto PAYMTX3

1-99999999,DK,RF: IF entry < 125 or entry > 4000 then goto ERR1_PAYMTX2
ELSEIF 3 selected in PAYINCL then goto PRNINTX2
ELSE goto PAYMTX3

Instrument SAS Name: PAYMTX2

Destination Data Set: EOPF

Sponsor Field Type: N

Report Section: 03F

Date Implemented (YYYY-MM-DD): April 2007

Check

ERR1_PAYMTX2

BSECT3BDEFGHI.BSect3E.BSECT3F.ERR1_PAYMTX2

Description: Out of Range Check

Inherited Universe:

Universe: (PAYMTX2 < 125 or PAYMTX2 > 4000) AND PAYMTX2 = RESPONSE AND
PAYMTX2 <> 0

Universe Description:

Text: * THE VALUE IS UNUSUALLY HIGH OR LOW

PLEASE VERIFY AND IF CORRECT, ENTER ITEM LEVEL NOTE

Check Instructions: IF suppressed then set PAYMTX2 = 'A1'

Type: Soft

Skip Instructions: Suppress: IF 3 selected in PAYINCL then goto PRNINTX2
ELSE goto PAYMTX3

All others, go back to PAYMTX2

PRNINTX2

Field

BSECT3BDEFGHI.BSect3E.BSECT3F.PRNINTX2

Description:

Form Pane Label: Month 2 Prin/Int Amt

SAS Name: PRNINTX2

Tag Name: PRNINTX2

Inherited Universe:

Universe: ((PAYMTX2 >= 1 and PAYMTX2 <= 99999999) or
PAYMTX2 = NONRESPONSE) AND Escrow{3} IN PAYINCL

Universe Description: Payment includes escrow/anything else and payment 2 is not 0

Question Text: How much of that amount was for ^Prinint_fill?

◆ Respondent should report amount due not amount paid.

Fills: Prinint_fill

Instructions: If code 1 and NOT code 2 selected in PYRINIJ, fill "principal"
If code 2 and NOT code 1 selected in PYRINIJ, fill "interest"
ELSE fill "principal and interest"

Type: Integer

Length: 9

Min: 0

Max: 99999999

Don't Know

Refuse

Empty

On Input

On Output

Store Instructions: If PRNINTX2 is in range or NONRESPONSE then set PRNI_TX2 = EMPTY

Array:

Special Instructions: Display a \$ and comma in the entry field.

Skip Instructions: 0-99999999: IF PRNINTX2 > PAYMTX2 then goto CK_PRNINTX2
ELSEIF entry < 75 or entry > 4000 then goto ERR1_PRNINTX2

ELSE goto PAYMTX3

DK,RF: Goto PAYMTX3

Instrument SAS Name: PRNINTX2

Destination Data Set: EOPF

Sponsor Field Type: N

Report Section: 03F

Date Implemented (YYYY-MM-DD): April 2007

ERR1_PRNINTX2

Check

BSECT3BDEFGHI.BSect3E.BSECT3F.ERR1_PRNINTX2

Description: Out of Range Check

Inherited Universe:

Universe: (PRNINTX2 < 75 or PRNINTX2 > 4000) AND PRNINTX2 = RESPONSE AND PRNINTX2 <> 0

Universe Description:

Text: * THE VALUE ENTERED IS UNUSUALLY HIGH OR LOW

PLEASE VERIFY AND IF CORRECT, ENTER ITEM LEVEL NOTE

Check Instructions: IF suppressed then set PRNI_TX2 = 'A1'

Type: Soft

Skip Instructions: Suppress: Goto PAYMTX3

All others, go back to PRNINTX2

Check

CK_PRNINTX2

BSECT3BDEFGHI.BSect3E.BSECT3F.CK_PRNINTX2

Description: Principal interest greater than the total payment.

Inherited Universe:

Universe: PRNINTX2 > PAYMTX2 AND PRNINTX2 = RESPONSE AND PAYMTX2 = RESPONSE

Universe Description:

Text: * [Principal interest cannot exceed total payment.](#)

Check Instructions:

Type: Hard

Skip Instructions: Go back to PRNINTX2

PAYMTX3

Field

BSECT3BDEFGHI.BSect3E.BSECT3F.PAYMTX3

Description: Last Month Payment

Form Pane Label: Last Month Payment

SAS Name: PAYMTX3

Tag Name: PAYMTX3

Inherited Universe:

Universe: PAYMTX2 = RESPONSE or PAYMTX2 = NONRESPONSE

Universe Description: PAYMTX2 has been answered

Question Text: How much was ^YR_YRCUS payment on this ^MORTGAGE_LUMPSUM in ^LAST_MONTH?

◆ Respondent should report amount due not amount paid.

Fills: YR_YRCUS

Instructions: IF NUMHOUSE = 1 then fill "your"
ELSE fill "your household's"

Fills: MORTGAGE_LUMPSUM

Instructions: IF 8500.LOANTYPE = 1 or LOANTYPE = 1 then fill "mortgage"
ELSE fill "lump sum home equity loan"

Fills: LAST_MONTH

Instructions: LAST_MONTH = last month before the interview.

Calculated by taking the INTPER from record type 10 to come up with the base month to start from.

Type: Integer

Length: 9

Min: 0

Max: 99999999

Don't Know

Refuse

Empty

On Input

On Output

Store Instructions: If PAYMTX3 is in range or NONRESPONSE then set PAYMTX3_ = EMPTY

Array:

Special Instructions: Display a \$ and comma in the entry field.

Skip Instructions: 0,DK,RF: Goto MORTSPEC

1-99999999: IF entry < 125 or entry > 4000 then goto ERR1_PAYMTX3
ELSEIF 3 selected in PAYINCL then goto PRNINTX3
ELSE goto MORTSPEC

Instrument SAS Name: PAYMTX3

Destination Data Set: EOPF

Sponsor Field Type: N

Report Section: 03F

Date Implemented (YYYY-MM-DD): April 2007

ERR1_PAYMTX3

Check

BSECT3BDEFGHI.BSect3E.BSECT3F.ERR1_PAYMTX3

Description: Out of Range Check

Inherited Universe:

Universe: (PAYMTX3 < 125 or PAYMTX3 > 4000) AND PAYMTX3 = RESPONSE AND
PAYMTX3 <> 0

Universe Description:

Text: * THE VALUE ENTERED IS UNUSUALLY HIGH OR LOW

PLEASE VERIFY AND IF CORRECT, ENTER ITEM LEVEL NOTE

Check Instructions: If suppressed then set PAYMTX3_ = 'A1'

Type: Soft

Skip Instructions: Suppress: If 3 selected in PAYINCL then goto PRNINTX3
else goto MORTSPEC

All others, go back to PAYMTX3

Field

PRNINTX3

BSECT3BDEFGHI.BSect3E.BSECT3F.PRNINTX3

Description: Last Month Prin/Int Amount

Form Pane Label: Last Month Prin/Int Amt

SAS Name: PRNINTX3

Tag Name: PRNINTX3

Inherited Universe:

Universe: ((PAYMTX3 >= 1 and PAYMTX3 <= 99999999) or PAYMTX3 = NONRESPONSE)
AND
Escrow {3} IN PAYINCL

Universe Description: Payment includes escrow/anything else and payment 3 is not 0

Question Text: How much of that amount is for ^Prinint_fill?

• Respondent should report amount due not amount paid.

Fills: Prinint_fill

Instructions: If code 1 and NOT code 2 selected in PYRINIJ, fill "principal"
If code 2 and NOT code 1 selected in PYRINIJ, fill "interest"
ELSE fill "principal and interest"

Type: Integer

Length: 9

Min: 0

Max: 99999999

Don't Know

Refuse

Empty

On Input

On Output

Store Instructions: If PRNINTX3 is in range or NONRESPONSE then set PRNI_TX3 = EMPTY

Array:

Special Instructions: Display a \$ and comma in the entry field.

Skip Instructions: 0-99999999: IF PRNINTX3 > PAYMTX3 then goto CK_PRNINTX3

ELSEIF entry < 75 or entry > 4000 then goto ERR1_PRNINTX3
ELSE goto MORTSPEC

DK,RF: Goto MORTSPEC

Instrument SAS Name: PRNINTX3

Destination Data Set: EOPF

Sponsor Field Type: N

Report Section: 03F

Date Implemented (YYYY-MM-DD): April 2007

Check

CK_PRNINTX3

BSECT3BDEFGHI.BSect3E.BSECT3F.CK_PRNINTX3

Description: Principal and interest greater than total payment

Inherited Universe:

Universe: PRNINTX3 > PAYMTX3 AND PRNINTX3 = RESPONSE AND PAYMTX3 = RESPONSE

Universe Description:

Text: * [Principal and interest cannot exceed total payment](#)

Check Instructions:

Type: Hard

Skip Instructions: Go back to PRNINTX3

ERR1_PRNINTX3

Check

BSECT3BDEFGHI.BSect3E.BSECT3F.ERR1_PRNINTX3

Description: Out of Range Check

Inherited Universe:

Universe: (PRNINTX3 < 75 or PRNINTX3 > 4000) AND PRNINTX3 = RESPONSE

Universe Description:

Text: * THE VALUE ENTERED IS UNUSUALLY HIGH OR LOW

PLEASE VERIFY AND IF CORRECT, ENTER ITEM LEVEL NOTE

Check Instructions: IF suppressed then set PRNI_TX3 = 'A1'

Type: Soft

Skip Instructions: Suppress: Goto MORTSPEC

All others, go back to PRNINTX3

Field

MORTSPEC

BSECT3BDEFGHI.BSect3E.BSECT3F.MORTSPEC

Description: Paid Additional Principal or Interest

Form Pane Label: Additional Prin/Int

SAS Name: MORTSPEC

Tag Name: MORTSPEC

Inherited Universe:

Universe: ORG_INTR <> Delete {2}

Universe Description: All good loans that get this part

Question Text: Since the first of ^REF_MONTH not including this month, ^have_has2
^You_Anyone2 paid more principal or interest than the amount required on this
^MORTGAGE_LUMPSUM?

Fills: REF_MONTH

Instructions: Set REF_MONTH = 3 months before the interview.

Calculated by taking the INTPER from record type 10 to come up with the base
month to start from.

Fills: have_has2

Instructions: IF NUMHOUSE = 1 then fill "have"
ELSE fill "has"

Fills: You_Anyone2

Instructions: IF NUMHOUSE = 1 then fill 'you'
ELSE fill 'anyone in your household'

Fills: MORTGAGE_LUMPSUM

Instructions: IF 8500.LOANTYPE = 1 or LOANTYPE = 1 then fill "mortgage"
ELSE fill "lump sum home equity loan"

Type: Enumerated

Length: 1

Answer List: TYesNo

Value:	Mnemonic:	Description:
1	Yes	Yes
2	No	No

Don't Know
 Refuse
 Empty

On Input
 On Output

Array:

Skip Instructions: 1: Goto SPECILX1

2, DK,RF: Goto S3FG_END

Instrument SAS Name: MORTSPEC

Destination Data Set: EOPF

Sponsor Field Type: C

Report Section: 03F

Date Implemented (YYYY-MM-DD): April 2024

Field

SPECILX1

BSECT3BDEFGHI.BSect3E.BSECT3F.SPECILX1

Description: How much extra paid in reference month

Form Pane Label: Ref Month Extra

SAS Name: SPECILX1

Tag Name: SPECILX1

Inherited Universe:

Universe: MORTSPEC = Yes {1}

Universe Description: Paid more principal or interest than required

Question Text: How much EXTRA did ^You_Anyone2 pay in ^REF_MONTH?

Fills: REF_MONTH

Instructions: Set REF_MONTH = 3 months before the interview.

Calculated by taking the INTPER from record type 10 to come up with the base month to start from.

Fills: You_Anyone2

Instructions: IF NUMHOUSE = 1 then fill 'you'

ELSE fill 'anyone in your household'

Type: Integer

Length: 7

Min: 0

Max: 9999999

Don't Know

Refuse

Empty

On Input

On Output

Store Instructions: If SPECILX1 is in range or NONRESPONSE then set SPEC_LX1 = EMPTY

Array:

Special Instructions: Display a \$ and comma in the entry field.

Skip Instructions: IF SPECILX1 = DK or RF then goto SPECILX2

ELSEIF FIXEDRTE = 1 and MRTPMTX = DK or RF then goto SPECILX2
ELSEIF FIXEDRTE <> 1 and PAYMTX1 = DK or RF then goto SPECILX2

ELSEIF FIXEDRTE = 1 THEN:
 IF (MRTPMTX > 4000 and (SPECILX1 > (0.5*MRTPMTX))) or
 (MRTPMTX <= 4000 and (SPECILX1 > (0.8*MRTPMTX))) then
 goto ERR1_SPECILX1
 ELSE goto SPECILX2
END
ELSE IF (PAYMTX1 > 4000 and (SPECILX1 > (0.5*PAYMTX1))) or
 (PAYMTX1 <= 4000 and (SPECILX1 > (0.8*PAYMTX1))) then
 goto ERR1_SPECILX1
ELSE goto SPECILX2

Instrument SAS Name: SPECILX1

Destination Data Set: EOPF

Sponsor Field Type: N

Report Section: 03F

Date Implemented (YYYY-MM-DD): April 2024

Check

ERR1_SPECILX1

BSECT3BDEFGHI.BSect3E.BSECT3F.ERR1_SPECILX1

Description: Out of Range Check

Inherited Universe:

Universe: SPECILX1 = RESPONSE AND

[(FIXEDRTE = Yes {1} AND MRTPMTX = RESPONSE AND
((MRTPMTX > 4000 and (SPECILX1 > (0.5*MRTPMTX))) or
(MRTPMTX <= 4000 and (SPECILX1 > (0.8*MRTPMTX))))]
OR
(FIXEDRTE <> Yes {1} AND PAYMTX1 = RESPONSE AND
((PAYMTX1 > 4000 and (SPECILX1 > (0.5*PAYMTX1))) or
(PAYMTX1 <= 4000 and (SPECILX1 > (0.8*PAYMTX1))))]

Universe Description:

Text: *THE VALUE ENTERED IS UNUSUALLY HIGH OR LOW

PLEASE VERIFY AND IF CORRECT, ENTER ITEM LEVEL NOTE

Check Instructions: IF suppressed then set SPEC_LX1 = 'A1'

Type: Soft

Skip Instructions: Suppress: Goto SPECILX2

All others, go back to SPECILX1

SPECILX2

Field

BSECT3BDEFGHI.BSect3E.BSECT3F.SPECILX2

Description: How much extra paid in month 2

Form Pane Label: Month 2 Extra

SAS Name: SPECILX2

Tag Name: SPECILX2

Inherited Universe:

Universe: MORTSPEC = Yes {1}

Universe Description: Paid more principal or interest than required

Question Text: How much EXTRA did ^You_Anyone2 pay in ^TWO_MONTH?

Fills: You_Anyone2

Instructions: IF NUMHOUSE = 1 then fill 'you'
ELSE fill 'anyone in your household'

Fills: TWO_MONTH

Instructions: TWO_MONTH = month 2 months before the interview.

Calculated by taking the INTPER from record type 10 to come up with the base month to start from.

Type: Integer

Length: 7

Min: 0

Max: 9999999

Don't Know
 Refuse
 Empty

On Input
 On Output

Store Instructions: If SPECILX2 is in range or NONRESPONSE then set SPEC_LX2 = EMPTY

Array:

Special Instructions: Display a \$ and comma in the entry field.

Skip Instructions: IF SPECILX2 = DK or RF then goto SPECILX3
ELSEIF FIXEDRTE = 1 and MRTPMTX = DK or RF then goto SPECILX3
ELSEIF FIXEDRTE <> 1 and PAYMTX2 = DK or RF then goto SPECILX3

ELSEIF FIXEDRTE = 1 THEN:

IF (MRTPMTX > 4000 and (SPECILX2 > (0.5*MRTPMTX))) or
(MRTPMTX <= 4000 and (SPECILX2 > (0.8*MRTPMTX))) then
goto ERR1_SPECILX2

ELSE goto SPECILX3

END

ELSEIF (PAYMTX2 > 4000 and (SPECILX2 > (0.5*PAYMTX2))) or
(PAYMTX2 <= 4000 and (SPECILX2 > (0.8*PAYMTX2))) then
goto ERR1_SPECILX2

ELSEIF PAYSAME = 1

IF (PAYMTX1 > 4000 AND (SPECILX2 > 0.5*PAYMTX1)) or (PAYMTX1 <= 4000
and (SPECILX2 > 0.8 *PAYMTX1)) goto ERR1_SPECILX2

ELSE goto SPECILX3

Instrument SAS Name: SPECILX2

Destination Data Set: EOPF

Sponsor Field Type: N

Report Section: 03F

Date Implemented (YYYY-MM-DD): April 2024

ERR1_SPECILX2

Check

BSECT3BDEFGHI.BSect3E.BSECT3F.ERR1_SPECILX2

Description: Out of Range Check

Inherited Universe:

Universe: SPECILX2 = RESPONSE AND

```
[ ( FIXEDRTE = Yes {1} AND MRTPMTX = RESPONSE AND
  ( (MRTPMTX > 4000 and (SPECILX2 > (0.5*MRTPMTX))) or
    (MRTPMTX <= 4000 and (SPECILX2 > (0.8*MRTPMTX))) ) )
OR
  ( FIXEDRTE <> Yes {1} AND PAYMTX2 = RESPONSE AND
    ( (PAYMTX2 > 4000 and (SPECILX2 > (0.5*PAYMTX2))) or
      (PAYMTX2 <= 4000 and (SPECILX2 > (0.8*PAYMTX2))) ) )
Or
  (PAYSAME = 1 and ((PAYMTX1 > 4000 AND (SPECILX2 > 0.5*PAYMTX1))
    or (PAYMTX1 <= 4000 and (SPECILX2 > 0.8 *PAYMTX1))))]
```

Universe Description:

Text: * THE VALUE ENTERED IS UNUSUALLY HIGH OR LOW

PLEASE VERIFY AND IF CORRECT, ENTER ITEM LEVEL NOTE

Check Instructions: IF suppressed then set SPEC_LX2 = 'A1'

Type: Soft

Skip Instructions: Suppress: Goto SPECILX3

All others, go back to SPECILX2

Field

SPECILX3

BSECT3BDEFGHI.BSect3E.BSECT3F.SPECILX3

Description: How much extra paid last month

Form Pane Label: Last Month Extra

SAS Name: SPECILX3

Tag Name: SPECILX3

Inherited Universe:

Universe: MORTSPEC = Yes {1}

Universe Description: Paid more principal or interest than required

Question Text: How much EXTRA did ^You_Anyone2 pay in ^LAST_MONTH?

Fills: LAST_MONTH

Instructions: LAST_MONTH = last month before the interview.

Calculated by taking the INTPER from record type 10 to come up with the base month to start from.

Fills: You_Anyone2

Instructions: IF NUMHOUSE = 1 then fill 'you'
ELSE fill 'anyone in your household'

Type: Integer

Length: 7

Min: 0

Max: 9999999

Don't Know
 Refuse
 Empty

On Input
 On Output

Store Instructions: If SPECILX3 is in range or NONRESPONSE then set SPEC_LX3 = EMPTY

Array:

Special Instructions: Display a \$ and comma in the entry field.

Skip Instructions: IF SPECILX3 = DK or RF then goto S3FG_END
ELSEIF FIXEDRTE = 1 and MRTPMTX = DK or RF then goto S3FG_END
ELSEIF FIXEDRTE <> 1 and PAYMTX3 = DK or RF then goto S3FG_END

ELSEIF FIXEDRTE = 1 THEN:
IF (MRTPMTX > 4000 and (SPECILX3 > (0.5*MRTPMTX))) or
(MRTPMTX <= 4000 and (SPECILX3 > (0.8*MRTPMTX))) then
goto ERR1_SPECILX3
ELSE goto S3FG_END
END

ELSEIF (PAYMTX3 > 4000 and (SPECILX3 > (0.5*PAYMTX3))) or
(PAYMTX3 <= 4000 and (SPECILX3 > (0.8*PAYMTX3))) then
goto ERR1_SPECILX3

ELSEIF PAYSAME = 1
IF (PAYMTX1 > 4000 AND (SPECILX3 > 0.5*PAYMTX1)) or (PAYMTX1 <= 4000
and (SPECILX3 > 0.8 *PAYMTX1)) goto ERR1_SPECILX3

ELSE goto S3FG_END

Instrument SAS Name: SPECILX3

Destination Data Set: EOPF

Sponsor Field Type: N

Report Section: 03F

Date Implemented (YYYY-MM-DD): April 2024

Check

ERR1_SPECILX3

BSECT3BDEFGHI.BSect3E.BSECT3F.ERR1_SPECILX3

Description: Out of Range Check

Inherited Universe:

Universe: SPECILX3 = RESPONSE AND

```
[ ( FIXEDRTE = Yes {1} AND MRTPMTX = RESPONSE AND
  ( (MRTPMTX > 4000 and (SPECILX3 > (0.5*MRTPMTX))) or
    (MRTPMTX <= 4000 and (SPECILX3 > (0.8*MRTPMTX))) ) )
OR
  ( FIXEDRTE <> Yes {1} AND PAYMTX3 = RESPONSE AND
    ( (PAYMTX3 > 4000 and (SPECILX3 > (0.5*PAYMTX3))) or
      (PAYMTX3 <= 4000 and (SPECILX3 > (0.8*PAYMTX3))) ) )
Or
  (PAYSAME = 1 and ((PAYMTX1 > 4000 AND (SPECILX3 > 0.5*PAYMTX1))
    or (PAYMTX1 <= 4000 and (SPECILX3 > 0.8 *PAYMTX1))))]
```

Universe Description:

Text: * THE VALUE ENTERED IS UNUSUALLY HIGH OR LOW

PLEASE VERIFY AND IF CORRECT, ENTER ITEM LEVEL NOTE

Check Instructions: IF suppressed then set SPEC_LX3 = 'A1'

Type: Soft

Skip Instructions: Suppress: Goto S3FG_END

All others, go back to SPECILX3

S3FG_END

Field

BSECT3BDEFGHI.BSect3E.BSECT3F.S3FG_END

Description: End of Section 3F

Form Pane Label:

SAS Name:

Tag Name:

Inherited Universe:

Universe: MORTSPEC = No {2} or MORTSPEC = NONRESPONSE or SPECILX3 = RESPONSE or SPECILX3 = NONRESPONSE

Universe Description: All who get this block

Question Text:

Type: Classification

Length: 0

- Don't Know
- Refuse
- Empty

- On Input
- On Output

Store Instructions: IF MORTSPEC = No {2} or MORTSPEC = NONRESPONSE or SPECILX3 = RESPONSE or SPECILX3 = NONRESPONSE then set:

OPF_STAT = '1'
OPF_ORIG = '1'
S3FG_END = '1'

Array:

Skip Instructions: Goto ORG_INTR for the next new loan with LOANTYPE = 1 or 2

IF no more new loans with LOANTYPE 1 or 2 AND NUMLCHEL (from 3E) > 0 then
goto Section 3H

ELSE goto Section 3I

Report Section: 03F

Field

NEWLOAN
BSECT3BDEFGHI.BSect3E.BSECT3F.NEWLOAN

Description: New loan (=1)

Form Pane Label:

SAS Name:

Tag Name:

Inherited Universe:

Universe:

Universe Description:

Question Text:

Type: String

Length: 1

- Don't Know
- Refuse
- Empty

- On Input
- On Output

Array:

Special Instructions: Valid Values: 1 = New loan
blank = Not a new loan

Instrument SAS Name: NEWLOAN

Report Section: 03F

PROPLNST

Field

BSECT3BDEFGHI.BSect3E.BSECT3F.PROPLNST

Description: Still have (= 1) or Paid off (= 2)

Form Pane Label:

SAS Name:

Tag Name:

Inherited Universe:

Universe:

Universe Description:

Question Text:

Type: String

Length: 1

- Don't Know
- Refuse
- Empty

- On Input
- On Output

Array:

Special Instructions: Valid Values: 1 = Still have
2 = Paid off

Instrument SAS Name: PROPLNST

Destination Data Set: EOPF

Sponsor Field Type: N

Report Section: 03F

Field

LOANTYPE
BSECT3BDEFGHI.BSect3E.BSECT3F.LOANTYPE

Description: Type of loan

Form Pane Label:

SAS Name: LOANTYPE

Tag Name:

Inherited Universe:

Universe:

Universe Description:

Question Text:

Type: String

Length: 1

Don't Know

Refuse

Empty

On Input

On Output

Array:

Special Instructions: Valid Values: 1 = Mortgage
2 = Lump sum home equity loan
3 = Line of credit home equity loan

Instrument SAS Name: LOANTYPE

Destination Data Set: EOPF

Sponsor Field Type: C

Report Section: 03F

PAYPRINI

Field

BSECT3BDEFGHI.BSect3E.BSECT3F.PAYPRINI

Description: Principal

Form Pane Label:

SAS Name: PAYPRINI

Tag Name:

Inherited Universe:

Universe:

Universe Description:

Question Text:

Type: String

Length: 1

Don't Know

Refuse

Empty

On Input

On Output

Array:

Special Instructions: NOTE: See PAYINCL for how to set this field

Valid Values: 1 = Principal

8 = Refused

9 = Don't know

Instrument SAS Name: PAYPRINI

Destination Data Set: EOPF

Sponsor Field Type: C

Report Section: 03F

Field

PAYINT
BSECT3BDEFGHI.BSect3E.BSECT3F.PAYINT

Description: Interest

Form Pane Label:

SAS Name: PAYINT

Tag Name:

Inherited Universe:

Universe:

Universe Description:

Question Text:

Type: String

Length: 1

Don't Know

Refuse

Empty

On Input

On Output

Array:

Special Instructions: NOTE: See PAYINCL for how to set this field

Valid Values: 2 = Interest

8 = Refused

9 = Don't know

Instrument SAS Name: PAYINT

Destination Data Set: EOPF

Sponsor Field Type: C

Report Section: 03F

Date Implemented (YYYY-MM-DD): August 2005

PAYESCRW

Field

BSECT3BDEFGHI.BSect3E.BSECT3F.PAYESCRW

Description: Escrow

Form Pane Label:

SAS Name: PAYESCRW

Tag Name:

Inherited Universe:

Universe:

Universe Description:

Question Text:

Type: String

Length: 1

Don't Know

Refuse

Empty

On Input

On Output

Array:

Special Instructions: NOTE: See PAYINCL for how to set this field

Valid Values: 3 = Escrow

8 = Refused

9 = Don't know

Instrument SAS Name: PAYESCRW

Destination Data Set: EOPF

Sponsor Field Type: C

Report Section: 03F

Date Implemented (YYYY-MM-DD): April 2024

Field

PROP_NOF
BSECT3BDEFGHI.BSect3E.BSECT3F.PROP_NOF

Description: Property number from 3B

Form Pane Label:

SAS Name: PROP_NOF

Tag Name:

Inherited Universe:

Universe:

Universe Description:

Question Text:

Type: String

Length: 2

- Don't Know
- Refuse
- Empty

- On Input
- On Output

Array:

Special Instructions: Valid Values: 1-99

Instrument SAS Name: PROP_NOF

Destination Data Set: EOPF

Sponsor Field Type: C

Report Section: 03F

OWNYF

Field

BSECT3BDEFGHI.BSect3E.BSECT3F.OWNYF

Description: Property code from 3B

Form Pane Label:

SAS Name: OWNYF

Tag Name:

Inherited Universe:

Universe:

Universe Description:

Question Text:

Type: String

Length: 3

- Don't Know
- Refuse
- Empty

- On Input
- On Output

Array:

Special Instructions: Valid Values: 100, 200, 300, 400

Instrument SAS Name: OWNYF

Destination Data Set: EOPF

Sponsor Field Type: C

Report Section: 03F

Field

LOAN_NOF
BSECT3BDEFGHI.BSect3E.BSECT3F.LOAN_NOF

Description: Loan number from 3B

Form Pane Label:

SAS Name: LOAN_NOF

Tag Name:

Inherited Universe:

Universe:

Universe Description:

Question Text:

Type: String

Length: 3

- Don't Know
- Refuse
- Empty

- On Input
- On Output

Array:

Special Instructions: Valid Values: 1-299

Instrument SAS Name: LOAN_NOF

Destination Data Set: EOPF

Sponsor Field Type: C

Report Section: 03F

ORGMRTX_

Field

BSECT3BDEFGHI.BSect3E.BSECT3F.ORGMRTX_

Description: Range edit flag for ORGMRTX**Form Pane Label:****SAS Name:** ORGMRTX_**Tag Name:****Inherited Universe:****Universe:****Universe Description:****Question Text:****Type:** String**Length:** 2 Don't Know Refuse Empty On Input On Output**Array:** **Special Instructions:** NOTE: See ERR1_ORGMRTX for how to set this fieldValid Values: A1 = Range edit failed
(ERR1 check was suppressed)

Blank = Range edit passed

Instrument SAS Name: ORGMRTX_**Destination Data Set:** EOPF**Sponsor Field Type:** C**Report Section:** 03F**Sponsor Edits:** FLAG

Field

PAYMTX1_
BSECT3BDEFGHI.BSect3E.BSECT3F.PAYMTX1_

Description: Range edit for PAYMTX1

Form Pane Label:

SAS Name: PAYMTX1_

Tag Name:

Inherited Universe:

Universe:

Universe Description:

Question Text:

Type: String

Length: 2

- Don't Know
- Refuse
- Empty

- On Input
- On Output

Array:

Special Instructions: NOTE: See ERR1_PAYMTX1 for how to set this field

Valid Values: A1 = Range edit failed
(ERR1 check was suppressed)

Blank = Range edit passed

Instrument SAS Name: PAYMTX1_

Destination Data Set: EOPF

Sponsor Field Type: C

Report Section: 03F

Date Implemented (YYYY-MM-DD): April 2007

Sponsor Edits: FLAG

Field

PAYMTX2_
BSECT3BDEFGHI.BSect3E.BSECT3F.PAYMTX2_

Description: Range edit for PAYMTX2

Form Pane Label:

SAS Name: PAYMTX2_

Tag Name:

Inherited Universe:

Universe:

Universe Description:

Question Text:

Type: String

Length: 2

- Don't Know
- Refuse
- Empty

- On Input
- On Output

Array:

Special Instructions: NOTE: See ERR1_PAYMTX2 for how to set this field

Valid Values: A1 = Range edit failed
(ERR1 check was suppressed)

Blank = Range edit passed

Instrument SAS Name: PAYMTX2_

Destination Data Set: EOPF

Sponsor Field Type: C

Report Section: 03F

Date Implemented (YYYY-MM-DD): April 2007

Sponsor Edits: FLAG

Field

PAYMTX3_
BSECT3BDEFGHI.BSect3E.BSECT3F.PAYMTX3_

Description: Range edit for PAYMTX3

Form Pane Label:

SAS Name: PAYMTX3_

Tag Name:

Inherited Universe:

Universe:

Universe Description:

Question Text:

Type: String

Length: 2

Don't Know

Refuse

Empty

On Input

On Output

Array:

Special Instructions: NOTE: See ERR1_PAYMTX3 for how to set this field

Valid Values: A1 = Range edit failed
(ERR1 check was suppressed)

Blank = Range edit passed

Instrument SAS Name: PAYMTX3_

Destination Data Set: EOPF

Sponsor Field Type: C

Report Section: 03F

Date Implemented (YYYY-MM-DD): April 2007

Sponsor Edits: FLAG

Field

PRNI_TX1
BSECT3BDEFGHI.BSect3E.BSECT3F.PRNI_TX1

Description: Range edit for PRNINTX1

Form Pane Label:

SAS Name: PRNI_TX1

Tag Name:

Inherited Universe:

Universe:

Universe Description:

Question Text:

Type: String

Length: 2

Don't Know

Refuse

Empty

On Input

On Output

Array:

Special Instructions: NOTE: See ERR1_PRNINTX1 for how to set this field

Valid Values: A1 = Range edit failed
(ERR1 check was suppressed)

Blank = Range edit passed

Instrument SAS Name: PRNI_TX1

Destination Data Set: EOPF

Sponsor Field Type: C

Report Section: 03F

Date Implemented (YYYY-MM-DD): April 2007

Sponsor Edits: FLAG

Field

PRNI_TX2
BSECT3BDEFGHI.BSect3E.BSECT3F.PRNI_TX2

Description: Range edit for PRNINTX2

Form Pane Label:

SAS Name: PRNI_TX2

Tag Name:

Inherited Universe:

Universe:

Universe Description:

Question Text:

Type: String

Length: 2

Don't Know

Refuse

Empty

On Input

On Output

Array:

Special Instructions: NOTE: See ERR1_PRNINTX2 for how to set this field

Valid Values: A1 = Range edit failed
(ERR1 check was suppressed)

Blank = Range edit passed

Instrument SAS Name: PRNI_TX2

Destination Data Set: EOPF

Sponsor Field Type: C

Report Section: 03F

Date Implemented (YYYY-MM-DD): April 2007

Sponsor Edits: FLAG

Field

PRNI_TX3
BSECT3BDEFGHI.BSect3E.BSECT3F.PRNI_TX3

Description: Range edit for PRNINTX3

Form Pane Label:

SAS Name: PRNI_TX3

Tag Name:

Inherited Universe:

Universe:

Universe Description:

Question Text:

Type: String

Length: 2

Don't Know

Refuse

Empty

On Input

On Output

Array:

Special Instructions: NOTE: See ERR1_PRNINTX3 for how to set this field

Valid Values: A1 = Range edit failed
(ERR1 check was suppressed)

Blank = Range edit passed

Instrument SAS Name: PRNI_TX3

Destination Data Set: EOPF

Sponsor Field Type: C

Report Section: 03F

Date Implemented (YYYY-MM-DD): April 2007

Sponsor Edits: FLAG

Field

M RTPMTX_
BSECT3BDEFGHI.BSect3E.BSECT3F.M RTPMTX_

Description: Range edit flag for M RTPMTX

Form Pane Label:

SAS Name: M RTPMTX_

Tag Name:

Inherited Universe:

Universe:

Universe Description:

Question Text:

Type: String

Length: 2

- Don't Know
- Refuse
- Empty

- On Input
- On Output

Array:

Special Instructions: NOTE: See ERR1_M RTPMTX for how to set this field

Valid Values: A1 = Range edit failed
(ERR1 check was suppressed)

Blank = Range edit passed

Instrument SAS Name: M RTPMTX_

Destination Data Set: EOPF

Sponsor Field Type: C

Report Section: 03F

Sponsor Edits: FLAG

PRIN_NTX

Field

BSECT3BDEFGHI.BSect3E.BSECT3F.PRIN_NTX

Description: Range edit flag for PRININTX

Form Pane Label:

SAS Name: PRIN_NTX

Tag Name:

Inherited Universe:

Universe:

Universe Description:

Question Text:

Type: String

Length: 2

Don't Know

Refuse

Empty

On Input

On Output

Array:

Special Instructions: NOTE: See ERR1_PRININTX for how to set this field

Valid Values: A1 = Range edit failed
(ERR1 check was suppressed)

Blank = Range edit passed

Instrument SAS Name: PRIN_NTX

Destination Data Set: EOPF

Sponsor Field Type: C

Report Section: 03F

Sponsor Edits: FLAG

Field

MORT_ERM
BSECT3BDEFGHI.BSect3E.BSECT3F.MORT_ERM

Description: Range edit flag for MORTTERM

Form Pane Label:

SAS Name: MORT_ERM

Tag Name:

Inherited Universe:

Universe:

Universe Description:

Question Text:

Type: String

Length: 2

Don't Know

Refuse

Empty

On Input

On Output

Array:

Special Instructions: NOTE: See ERR1_MORTTERM for how to set this field

Valid Values: A1 = Range edit failed
(ERR1 check was suppressed)

Blank = Range edit passed

Instrument SAS Name: MORT_ERM

Destination Data Set: EOPF

Sponsor Field Type: C

Report Section: 03F

Sponsor Edits: FLAG

NEWMRRT_

Field

BSECT3BDEFGHI.BSect3E.BSECT3F.NEWMRRT_

Description: Range edit flag for NEWMRRT**Form Pane Label:****SAS Name:** NEWMRRT_**Tag Name:****Inherited Universe:****Universe:****Universe Description:****Question Text:****Type:** String**Length:** 2 Don't Know Refuse Empty On Input On Output**Array:** **Special Instructions:** NOTE: See ERR1_NEWMRRT for how to set this fieldValid Values: A1 = Range edit failed
(ERR1 check was suppressed)

Blank = Range edit passed

Instrument SAS Name: NEWMRRT_**Destination Data Set:** EOPF**Sponsor Field Type:** C**Report Section:** 03F**Sponsor Edits:** FLAG

Field

SPEC_LX1
BSECT3BDEFGHI.BSect3E.BSECT3F.SPEC_LX1

Description: Range edit flag for SPECILX1

Form Pane Label:

SAS Name: SPEC_LX1

Tag Name:

Inherited Universe:

Universe:

Universe Description:

Question Text:

Type: String

Length: 2

Don't Know

Refuse

Empty

On Input

On Output

Array:

Special Instructions: NOTE: See ERR1_SPECILX1 for how to set this field

Valid Values: A1 = Range edit failed
(ERR1 check was suppressed)

Blank = Range edit passed

Instrument SAS Name: SPEC_LX1

Destination Data Set: EOPF

Sponsor Field Type: C

Report Section: 03F

Date Implemented (YYYY-MM-DD): August 2005

Sponsor Edits: FLAG

Field

SPEC_LX2
BSECT3BDEFGHI.BSect3E.BSECT3F.SPEC_LX2

Description: Range edit flag for SPECILX2

Form Pane Label:

SAS Name: SPEC_LX2

Tag Name:

Inherited Universe:

Universe:

Universe Description:

Question Text:

Type: String

Length: 2

Don't Know

Refuse

Empty

On Input

On Output

Array:

Special Instructions: NOTE: See ERR1_SPECILX2 for how to set this field

Valid Values: A1 = Range edit failed
(ERR1 check was suppressed)

Blank = Range edit passed

Instrument SAS Name: SPEC_LX2

Destination Data Set: EOPF

Sponsor Field Type: C

Report Section: 03F

Date Implemented (YYYY-MM-DD): August 2005

Sponsor Edits: FLAG

Field

SPEC_LX3
BSECT3BDEFGHI.BSect3E.BSECT3F.SPEC_LX3

Description: Range edit flag for SPECILX3

Form Pane Label:

SAS Name: SPEC_LX3

Tag Name:

Inherited Universe:

Universe:

Universe Description:

Question Text:

Type: String

Length: 2

Don't Know

Refuse

Empty

On Input

On Output

Array:

Special Instructions: NOTE: See ERR1_SPECILX3 for how to set this field

Valid Values: A1 = Range edit failed
(ERR1 check was suppressed)

Blank = Range edit passed

Instrument SAS Name: SPEC_LX3

Destination Data Set: EOPF

Sponsor Field Type: C

Report Section: 03F

Date Implemented (YYYY-MM-DD): August 2005

Sponsor Edits: FLAG

Field

VAR RTE
BSECT3BDEFGHI.BSect3E.BSECT3F.VAR RTE

Description: Variable rate

Form Pane Label:

SAS Name: VAR RTE

Tag Name:

Inherited Universe:

Universe:

Universe Description:

Question Text:

Type: String

Length: 1

- Don't Know
- Refuse
- Empty

- On Input
- On Output

Array:

Special Instructions: NOTE: See PAYTYPE for how to set this field

Valid Values: 1 = Variable Rate

8 = Refused

9 = Don't know

Instrument SAS Name: VAR RTE

Destination Data Set: EOPF

Sponsor Field Type: C

Report Section: 03F

Date Implemented (YYYY-MM-DD): April 2007

INTONLY

Field

BSECT3BDEFGHI.BSect3E.BSECT3F.INTONLY

Description: Interest only

Form Pane Label:

SAS Name: INTONLY

Tag Name:

Inherited Universe:

Universe:

Universe Description:

Question Text:

Type: String

Length: 1

Don't Know

Refuse

Empty

On Input

On Output

Array:

Special Instructions: NOTE: See PAYTYPE for how to set this field

Valid Values: 2 = Interest Only

8 = Refused

9 = Don't know

Instrument SAS Name: INTONLY

Destination Data Set: EOPF

Sponsor Field Type: C

Report Section: 03F

Date Implemented (YYYY-MM-DD): April 2007

Field

OTHRTE
BSECT3BDEFGHI.BSect3E.BSECT3F.OTHRTE

Description: Other loan rate

Form Pane Label:

SAS Name: OTHRTE

Tag Name:

Inherited Universe:

Universe:

Universe Description:

Question Text:

Type: String

Length: 1

Don't Know

Refuse

Empty

On Input

On Output

Array:

Special Instructions: NOTE: See PAYTYPE for how to set this field

Valid Values: 3 = other loan Rate

8 = Refused

9 = Don't know

Instrument SAS Name: OTHRTE

Destination Data Set: EOPF

Sponsor Field Type: C

Report Section: 03F

Date Implemented (YYYY-MM-DD): April 2007

OPF_SEQ

Field

BSECT3BDEFGHI.BSect3E.BSECT3F.OPF_SEQ

Description: Sequential line number of loans within a property**Form Pane Label:****SAS Name:****Tag Name:****Inherited Universe:****Universe:****Universe Description:****Question Text:****Type:** Integer**Length:** 2**Min:** 1**Max:** 99

- Don't Know
- Refuse
- Empty

- On Input
- On Output

Array: **Special Instructions:** NOTE: Sequential Line number of loans within a property

EX: property 1 has 2 mortgages, property 2 has 1

3F Record 1 - OPF_SEQ = 1

Record 2 - OPF_SEQ = 2

Record 3 - OPF_SEQ = 1

Used by the instrument in order to store the input data to the correct property (Set in processing - capi in)

Instrument SAS Name: OPF_SEQ**Destination Data Set:** EOPF

Sponsor Field Type: N

Report Section: 03F

OPF_STAT

Field

BSECT3BDEFGHI.BSect3E.BSECT3F.OPF_STAT

Description: Record status

Form Pane Label:

SAS Name: REC_STAT

Tag Name:

Inherited Universe:

Universe:

Universe Description:

Question Text:

Type: String

Length: 1

- Don't Know
- Refuse
- Empty

- On Input
- On Output

Array:

Special Instructions: NOTE: See S3FG_END for how to set this field

Valid Values: 1 = Active Record
3 = Inactive Record [set in processing]

Instrument SAS Name: OPF_STAT

Destination Data Set: EOPF

Sponsor Field Type: C

Report Section: 03F

Field

OPF_ORIG
BSECT3BDEFGHI.BSect3E.BSECT3F.OPF_ORIG

Description: Record origin

Form Pane Label:

SAS Name: REC_ORIG

Tag Name:

Inherited Universe:

Universe:

Universe Description:

Question Text:

Type: String

Length: 1

Don't Know

Refuse

Empty

On Input

On Output

Array:

Special Instructions: NOTE: See S3FG_END for how to set this field

Valid Values: 1 = Data collected in current month

4 = Inventory data, no updates

5 = Inventory data, updates

Instrument SAS Name: OPF_ORIG

Destination Data Set: EOPF

Sponsor Field Type: C

Report Section: 03F

BROWSECT3H

Block

BSECT3BDEFGHI.BSect3E.BROWSECT3H

Description: Home Equity Line of Credit

Tab Name:

Fly Over Name:

Universe Type: If

Inherited Universe:

Universe: (OWNSTAT = NewProp {1} or OWNSTAT = Disposed {2}) AND OWNYB <> '600'

Universe Description: This section is asked for all first interviews AND (Interviews 2-4 for returning CU's when new properties are found in Section 3A1 (OWNSTAT = 1 or 2))

Array:

Block Instructions: 1. Max # of Grid Lines: 6

2. Pre-fill AuxPropDesc with the property description (PROPDESC)

3. Copy the following variables from 3B/3E
Set PROP_NOH = PROP_NOB from 3B
Set OWNYH = OWNYB from 3B
Set LOAN_NOH = LOANUM from 3E

Field

AuxPropDesc

BSECT3BDEFGHI.BSect3E.BROWSECT3H.AuxPropDesc

Description: Property Description

Form Pane Label: Property Description

SAS Name:

Tag Name:

Inherited Universe:

Universe:

Universe Description:

Question Text: ** SHOW ONLY **

Type: String

Length: 52

- Don't Know
- Refuse
- Empty

- On Input
- On Output

Array:

Special Instructions: Pre-fill with PROPDESC from section 3A1

Instrument SAS Name: AuxPropDesc

Report Section: 03H

PAIDLOAN

Field

BSECT3BDEFGHI.BSect3E.BROWSECT3H.PAIDLOAN

Description: Payments on home equity loans

Form Pane Label: Home Equity Payments

SAS Name: PAIDLOAN

Tag Name: PAIDLOAN

Inherited Universe:

Universe:

Universe Description:

Question Text: ^D_PAIDLOAN

Since the first of ^REF_MONTH, ^have_has2 ^YOU_YRCU
made any payments for ^YR_YRCUS ^loan_1st_2nd_3rd_etc?

Fills: D_PAIDLOAN

Instructions: The first time at PAIDLOAN fill, "I'd like to ask some questions about
^YR_YRCUS home equity ^line_s of credit."
ELSE do not fill anything

Fills: YR_YRCUS

Instructions: IF NUMHOUSE = 1 then fill "your"
ELSE fill "your household's"

Fills: line_s

Instructions: IF NEWNumLCHEL = 1 then fill "line"
ELSE fill "lines"

Fills: REF_MONTH

Instructions: Set REF_MONTH = 3 months before the interview.
Calculated by taking the INTPER from record type 10 to come up with the base
month to start from.

Fills: have_has2

Instructions: IF NUMHOUSE = 1 then fill "have"
ELSE fill "has"

Fills: YOU_YRCU

Instructions: IF NUMHOUSE = 1 then fill "you"
ELSE fill "your household"

Fills: YR_YRCUS

Instructions: IF NUMHOUSE = 1 then fill "your"
ELSE fill "your household's"

Fills: loan_1st_2nd_3rd_etc

Instructions: IF NUMLCHEL = 1 then fill "loan"
ELSE fill "1st loan", "2nd loan", "3rd loan", etc. as appropriate

Type: Enumerated

Length: 3

Answer List: TYesNoDelete

Value:	Mnemonic:	Description:
1	Yes	Yes
2	No	No
888	Delete	Delete this loan

- Don't Know
- Refuse
- Empty

- On Input
- On Output

Array:

Special Instructions: If PAIDLOAN = 888 then grey the row.

Skip Instructions: 1: Goto PDAMTX1

2,DK,RF: Goto TOTOWED

888: Goto next loan

Instrument SAS Name: PAIDLOAN

Destination Data Set: EOPH

Sponsor Field Type: C

Report Section: 03H

PDAMTX1

Field

BSECT3BDEFGHI.BSect3E.BROWSECT3H.PDAMTX1

Description: Total amount paid in ref month

Form Pane Label: \$ ref month

SAS Name: PDAMTX1

Tag Name: PDAMTX1

Inherited Universe:

Universe: PAIDLOAN = Yes {1}

Universe Description: Made loan payments

Question Text: What was the total amount paid in ^REF_MONTH?

Fills: REF_MONTH

Instructions: Set REF_MONTH = 3 months before the interview.

Calculated by taking the INTPER from record type 10 to come up with the base month to start from.

Type: Integer

Length: 9

Min: 0

Max: 99999999

Don't Know

Refuse

Empty

On Input

On Output

Store Instructions: IF PDAMTX1 is in range, 0, or NONRESPONSE then set PDAMTX1_ = EMPTY

Array:

Special Instructions: Display a \$ and comma in the entry field.

Skip Instructions: 1-99999999: IF (OWNYH = 100 and entry < 15 or entry > 6000)

OR (OWNYH = 200-400 and entry < 35 or entry > 35000) then goto

ERR1_PDAMTX1

ELSE goto PDASAME

0,DK,RF: Goto PDAMTX2

Instrument SAS Name: PDAMTX1

Destination Data Set: EOPH

Sponsor Field Type: N

Report Section: 03H

ERR1_PDAMTX1

Check

BSECT3BDEFGHI.BSect3E.BROWSECT3H.ERR1_PDAMTX1

Description: Out of Range Check

Inherited Universe:

Universe: [(OWNYH = '100' and (PDAMTX1 < 15 or PDAMTX1 > 6000)) OR
((OWNYH = '200' or OWNYH = '300' or OWNYH = '400') and (PDAMTX1 < 35 or
PDAMTX1 > 35000))] AND PDAMTX1 <> 0 and PDAMTX1 = RESPONSE

Universe Description:

Text: • THE VALUE ENTERED IS UNUSUALLY HIGH OR LOW

PLEASE VERIFY AND IF CORRECT, ENTER ITEM LEVEL NOTE

Check Instructions: IF suppressed then set PDAMTX1_ = 'A1'

Type: Soft

Skip Instructions: Suppress: Goto PDASAME

All others, go back to PDAMTX1

Field

PDASAME

BSECT3BDEFGHI.BSect3E.BROWSECT3H.PDASAME

Description: Payment amount same as ref period

Form Pane Label: Payment Amount Same

SAS Name: PDASAME

Tag Name: PDASAME

Inherited Universe:

Universe: PDAMTX1 = RESPONSE AND PDAMTX1 >= 1

Universe Description: PDAMTX1 has been answered and is not 0, DK, or RF

Question Text: Were the payments on this loan for ^TWO_MONTH and ^LAST_MONTH also ^PDAMTX1_Fill?

Fills: TWO_MONTH

Instructions: TWO_MONTH = month 2 months before the interview.

Calculated by taking the INTPER from record type 10 to come up with the base month to start from.

Fills: LAST_MONTH

Instructions: LAST_MONTH = last month before the interview.

Calculated by taking the INTPER from record type 10 to come up with the base month to start from.

Fills: PDAMTX1_Fill

Instructions: Fill '\$' and the amount in PDAMTX1, inserting a comma when necessary

Type: Enumerated

Length: 1

Answer List: TYesNo

Value:	Mnemonic:	Description:
1	Yes	Yes
2	No	No

- Don't Know
- Refuse

Empty

On Input
 On Output

Array:

Skip Instructions: 1: Goto TOTOWED

2,DK,RF: Goto PDAMTX2

Instrument SAS Name: PDASAME

Destination Data Set: EOPH

Sponsor Field Type: C

Report Section: 03H

Field

PDAMTX2

BSECT3BDEFGHI.BSect3E.BROWSECT3H.PDAMTX2

Description: Total amount paid in second month of ref period

Form Pane Label: \$ month 2

SAS Name: PDAMTX2

Tag Name: PDAMTX2

Inherited Universe:

Universe: PDAMTX1 = NONRESPONSE or PDAMTX1 = 0 or
PDASAME = NONRESPONSE or PDASAME = No {2}

Universe Description: Amounts are not the same or PDAMTX1 is 0, DK or RF

Question Text: What was the total amount paid in ^TWO_MONTH?

Fills: TWO_MONTH

Instructions: TWO_MONTH = month 2 months before the interview.

Calculated by taking the INTPER from record type 10 to come up with the base month to start from.

Type: Integer

Length: 9

Min: 0

Max: 99999999

Don't Know

Refuse

Empty

On Input

On Output

Store Instructions: IF PDAMTX2 is in range, 0, or NONRESPONSE then set PDAMTX2_ = EMPTY

Array:

Special Instructions: Display a \$ and comma in the entry field.

Skip Instructions: 1-99999999: IF (OWNYH = 100 and entry < 15 or entry > 6000)
OR (OWNYH = 200-400 and entry < 35 or entry > 35000) then goto
ERR1_PDAMTX2

ELSE goto PDAMTX3

0,DK,RF: Goto PDAMTX3

Instrument SAS Name: PDAMTX2

Destination Data Set: EOPH

Sponsor Field Type: N

Report Section: 03H

Check

ERR1_PDAMTX2

BSECT3BDEFGHI.BSect3E.BROWSECT3H.ERR1_PDAMTX2

Description: Out of Range Check

Inherited Universe:

Universe: [(OWNYH = '100' and (PDAMTX2 < 15 or PDAMTX2 > 6000)) OR
((OWNYH = '200' or OWNYH = '300' or OWNYH = '400') and
PDAMTX2 < 35 or PDAMTX2 > 35000)]
AND PDAMTX2 <> 0 AND PDAMTX2 = RESPONSE

Universe Description:

Text: * THE VALUE ENTERED IS UNUSUALLY HIGH OR LOW

PLEASE VERIFY AND IF CORRECT, ENTER ITEM LEVEL NOTE

Check Instructions: IF suppressed then set PDAMTX2_ = 'A1'

Type: Soft

Skip Instructions: Suppress: Goto PDAMTX3

All others, go back to PDAMTX2

PDAMTX3

Field

BSECT3BDEFGHI.BSect3E.BROWSECT3H.PDAMTX3

Description: Total amount paid in the "last month" of ref period

Form Pane Label: \$ last month

SAS Name: PDAMTX3

Tag Name: PDAMTX3

Inherited Universe:

Universe: PDAMTX2 = RESPONSE or PDAMTX2 = NONRESPONSE

Universe Description: PDAMTX2 has been answered

Question Text: What was the total amount paid in ^LAST_MONTH?

Fills: LAST_MONTH

Instructions: LAST_MONTH = last month before the interview.

Calculated by taking the INTPER from record type 10 to come up with the base month to start from.

Type: Integer

Length: 9

Min: 0

Max: 99999999

Don't Know

Refuse

Empty

On Input

On Output

Store Instructions: IF PDAMTX3 is in range, 0, or NONRESPONSE then set PDAMTX3_ = EMPTY

Array:

Special Instructions: Display a \$ and comma in the entry field.

Skip Instructions: 1-99999999: IF (OWNYH = 100 and entry < 15 or entry > 6000)

OR (OWNYH = 200-400 and entry < 15 or entry > 6000) then goto

ERR1_PDAMTX3

ELSE goto TOTOWED

0: IF PDAMTX1 = 0 and PDAMTX2 = 0 then goto CK_PDAMTX3
ELSE goto TOTOWED

DK,RF: Goto TOTOWED

Instrument SAS Name: PDAMTX3

Destination Data Set: EOPH

Sponsor Field Type: N

Report Section: 03H

ERR1_PDAMTX3

Check

BSECT3BDEFGHI.BSect3E.BROWSECT3H.ERR1_PDAMTX3

Description: Out of Range Check

Inherited Universe:

Universe: [(OWNYH = '100' and (PDAMTX3 < 15 or PDAMTX3 > 6000)) OR
((OWNYH = '200' or OWNYH = '300' or OWNYH = '400' and
(PDAMTX3 < 35 or PDAMTX3 > 35000))]
AND PDAMTX3 <> 0 AND PDAMTX3 = RESPONSE

Universe Description:

Text: * THE VALUE ENTERED IS UNUSUALLY HIGH OR LOW

PLEASE VERIFY AND IF CORRECT, ENTER ITEM LEVEL NOTE

Check Instructions: IF suppressed then set PDAMTX3_ = 'A1'

Type: Soft

Skip Instructions: Suppress: Goto TOTOWED

All others, go back to PDAMTX3

Check

CK_PDAMTX3

BSECT3BDEFGHI.BSect3E.BROWSECT3H.CK_PDAMTX3

Description: \$0 entered for all expenses after answering "yes" to PAIDLOAN

Inherited Universe:

Universe: PDAMTX1 = 0 and PDAMTX2 = 0 and PDAMTX3 = 0

Universe Description:

Text: * \$0 WAS ENTERED FOR PAYMENT AFTER ANSWERING "YES" TO SCREENER
PLEASE VERIFY

Check Instructions:

Type: Hard

Skip Instructions: Go back to PAIDLOAN

TOTOWED

Field

BSECT3BDEFGHI.BSect3E.BROWSECT3H.TOTOWED

Description: Total amount owed on home equity loan

Form Pane Label: Amount Owed

SAS Name: TOTOWED

Tag Name: TOTOWED

Inherited Universe:

Universe:

Universe Description: All who get this section

Question Text: What was the balance at the end of ^TOTOWED_FILL?

Fills: TOTOWED_FILL

Instructions: IF PAIDLOAN = No {2} or PAIDLOAN = NONRESPONSE or PDASAME = Yes {1}
then fill "^LAST_MONTH"

ELSEIF PDAMTX3 <> 0 or PDAMTX3 = NONRESPONSE then fill
"^TWO_MONTH before the payment made in ^LAST_MONTH"

ELSEIF PDAMTX2 <> 0 or PDAMTX2 = NONRESPONSE then fill "^REF_MONTH
before the payment made in ^TWO_MONTH"

ELSEIF PDAMTX1 <> 0 or PDAMTX1 = NONRESPONSE then fill
"^PRE_REF_MONTH before the payment made in ^REF_MONTH"

Fills: REF_MONTH

Instructions: Set REF_MONTH = 3 months before the interview.

Calculated by taking the INTPER from record type 10 to come up with the base
month to start from.

Fills: PRE_REF_MONTH

Instructions: Fill REF_MONTH - 1

(the month prior to the reference month)

Fills: LAST_MONTH

Instructions: LAST_MONTH = last month before the interview.

Calculated by taking the INTPER from record type 10 to come up with the base
month to start from.

Fills: TWO_MONTH

Instructions: TWO_MONTH = month 2 months before the interview.

Calculated by taking the INTPER from record type 10 to come up with the base month to start from.

Type: Integer
Length: 9

Min: 0
Max: 99999999

Don't Know
 Refuse
 Empty

On Input
 On Output

Store Instructions: IF TOTOWED is in range, 0, or NONRESPONSE then set TOTOWED_ = EMPTY

Array:

Special Instructions: Display a \$ and comma in the entry field.

Skip Instructions: 0-99999999: IF (OWNYH = 100 and entry < 165 or entry > 104400) OR (OWNYH = 200-400 and entry < 2000 or entry > 100000) AND entry <> 0 then goto ERR1_TOTOWED
IF entry < PDAMTX3 AND PDAMTX3 = RESPONSE then goto CK_TOTOWED
ELSE goto S3H_END

DK,RF: Goto S3H_END

Instrument SAS Name: TOTOWED

Destination Data Set: EOPH

Sponsor Field Type: N

Report Section: 03H

ERR1_TOTOWED

Check

BSECT3BDEFGHI.BSect3E.BROWSECT3H.ERR1_TOTOWED

Description: Out of Range Check

Inherited Universe:

Universe: [(OWNYH = '100' and (TOTOWED < 165 or TOTOWED > 104400)) OR
((OWNYH = '200' or OWNYH = '300' or OWNYH = '400') and
(TOTOWED < 2000 or TOTOWED > 100000))]
AND TOTOWED <> 0 AND TOTOWED = RESPONSE

Universe Description:

Text: * THE VALUE ENTERED IS UNUSUALLY HIGH OR LOW

PLEASE VERIFY AND IF CORRECT, ENTER ITEM LEVEL NOTE

Check Instructions: IF suppressed then set TOTOWED_ = 'A1'

Type: Soft

Skip Instructions: Suppress: Goto S3H_END

All others, go back to TOTOWED

Check

CK_TOTOWED

BSECT3BDEFGHI.BSect3E.BROWSECT3H.CK_TOTOWED

Description: Payment is larger than balance of loan.

Inherited Universe:

Universe: (TOTOWED < PDAMTX3) AND PDAMTX3 = RESPONSE AND TOTOWED = REPSONSE

Universe Description: Payment is larger than balance of loan.

Text: * [Payment cannot be larger than balance of loan.](#)

[Please Verify.](#)

Check Instructions:

Type: Hard

Skip Instructions: Go back to TOTOWED

S3H_END

Field

BSECT3BDEFGHI.BSect3E.BROWSECT3H.S3H_END

Description: End of Section 3H

Form Pane Label:

SAS Name:

Tag Name:

Inherited Universe:

Universe: PAIDLOAN = No {2} or PAIDLOAN = NONRESPONSE OR TOTOWED =
RESPONSE OR TOTOWED = NONRESPONSE

Universe Description:

Question Text:

Type: Classification

Length: 0

- Don't Know
- Refuse
- Empty

- On Input
- On Output

Store Instructions: Set record origin and status

Set OPH_STAT = 1

Set OPH_ORIG = 1

Array:

Skip Instructions: Goto PAIDLOAN for next new loan with LOANTYPE = 3 for this property.

If no more new loans with LOANTYPE = 3 then exit block and goto Section 3I

Report Section: 03H

Field

PROP_NOH
BSECT3BDEFGHI.BSect3E.BROWSECT3H.PROP_NOH

Description: Property number from section 3B

Form Pane Label:

SAS Name: PROP_NOH

Tag Name:

Inherited Universe:

Universe:

Universe Description:

Question Text:

Type: String

Length: 2

- Don't Know
- Refuse
- Empty

- On Input
- On Output

Array:

Special Instructions: Valid Values: 1-30

Instrument SAS Name: PROP_NOH

Destination Data Set: EOPH

Sponsor Field Type: C

Report Section: 03H

OWNYH

Field

BSECT3BDEFGHI.BSect3E.BROWSECT3H.OWNYH

Description: Property code from section 3B

Form Pane Label:

SAS Name: OWNYH

Tag Name:

Inherited Universe:

Universe:

Universe Description:

Question Text:

Type: String

Length: 3

- Don't Know
- Refuse
- Empty

- On Input
- On Output

Array:

Special Instructions: Valid Values: 100, 200, 300, 400

Instrument SAS Name: OWNYH

Destination Data Set: EOPH

Sponsor Field Type: C

Report Section: 03H

Field

LOAN_NOH
BSECT3BDEFGHI.BSect3E.BROWSECT3H.LOAN_NOH

Description: Loan number from 3E

Form Pane Label:

SAS Name: LOAN_NOH

Tag Name:

Inherited Universe:

Universe:

Universe Description:

Question Text:

Type: String

Length: 3

- Don't Know
- Refuse
- Empty

- On Input
- On Output

Array:

Special Instructions: Valid Values: 301-399

Instrument SAS Name: LOAN_NOH

Destination Data Set: EOPH

Sponsor Field Type: C

Report Section: 03H

PDAMTX1_

Field

BSECT3BDEFGHI.BSect3E.BROWSECT3H.PDAMTX1_

Description: Range edit flag for PDAMTX1**Form Pane Label:****SAS Name:** PDAMTX1_**Tag Name:****Inherited Universe:****Universe:****Universe Description:****Question Text:****Type:** String**Length:** 2 Don't Know Refuse Empty On Input On Output**Array:** **Special Instructions:** NOTE: See ERR1_PDAMTX1 for how to set this fieldValid Values: A1 = Range edit failed
(ERR1 check was suppressed)

Blank = Range edit passed

Instrument SAS Name: PDAMTX1_**Destination Data Set:** EOPH**Sponsor Field Type:** C**Report Section:** 03H**Sponsor Edits:** FLAG

Field

PDAMTX2_

BSECT3BDEFGHI.BSect3E.BROWSECT3H.PDAMTX2_

Description: Range edit flag for PDAMTX2

Form Pane Label:

SAS Name: PDAMTX2_

Tag Name:

Inherited Universe:

Universe:

Universe Description:

Question Text:

Type: String

Length: 2

- Don't Know
- Refuse
- Empty

- On Input
- On Output

Array:

Special Instructions: NOTE: See ERR1_PDAMTX2 for how to set this field

Valid Values: A1 = Range edit failed
(ERR1 check was suppressed)

Blank = Range edit passed

Instrument SAS Name: PDAMTX2_

Destination Data Set: EOPH

Sponsor Field Type: C

Report Section: 03H

Sponsor Edits: FLAG

PDAMTX3_

Field

BSECT3BDEFGHI.BSect3E.BROWSECT3H.PDAMTX3_

Description: Range edit flag for PDAMTX2**Form Pane Label:****SAS Name:** PDAMTX3_**Tag Name:****Inherited Universe:****Universe:****Universe Description:****Question Text:****Type:** String**Length:** 2 Don't Know Refuse Empty On Input On Output**Array:** **Special Instructions:** NOTE: See ERR1_PDAMTX3 for how to set this fieldValid Values: A1 = Range edit failed
(ERR1 check was suppressed)

Blank = Range edit passed

Instrument SAS Name: PDAMTX3_**Destination Data Set:** EOPH**Sponsor Field Type:** C**Report Section:** 03H**Sponsor Edits:** FLAG

Field

TOTOWED_
BSECT3BDEFGHI.BSect3E.BROWSECT3H.TOTOWED_

Description: Range edit flag for TOTOWED

Form Pane Label:

SAS Name: TOTOWED_

Tag Name:

Inherited Universe:

Universe:

Universe Description:

Question Text:

Type: String

Length: 2

- Don't Know
- Refuse
- Empty

- On Input
- On Output

Array:

Special Instructions: NOTE: See ERR1_TOTOWED for how to set this field

Valid Values: A1 = Range edit failed
(ERR1 check was suppressed)

Blank = Range edit passed

Instrument SAS Name: TOTOWED_

Destination Data Set: EOPH

Sponsor Field Type: C

Report Section: 03H

Sponsor Edits: FLAG

OPH_SEQ

Field

BSECT3BDEFGHI.BSect3E.BROWSECT3H.OPH_SEQ

Description: Sequential line number of loans within a property

Form Pane Label:

SAS Name:

Tag Name:

Inherited Universe:

Universe:

Universe Description:

Question Text:

Type: Integer

Length: 2

Min: 1

Max: 99

- Don't Know
- Refuse
- Empty

- On Input
- On Output

Array:

Special Instructions: NOTE: Sequential Line number of loans within a property

EX: property 1 has 2 mortgages, property 2 has 1

3H Record 1 - OPH_SEQ = 1

Record 2 - OPH_SEQ = 2

Record 3 - OPH_SEQ = 1

Used by the instrument in order to store the input data to the correct property (Set in processing - capi in)

Instrument SAS Name: OPH_SEQ

Destination Data Set: EOPH

Sponsor Field Type: N

Report Section: 03H

OPH_STAT

Field

BSECT3BDEFGHI.BSect3E.BROWSECT3H.OPH_STAT

Description: Record status

Form Pane Label:

SAS Name: REC_STAT

Tag Name:

Inherited Universe:

Universe:

Universe Description:

Question Text:

Type: String

Length: 1

- Don't Know
- Refuse
- Empty

- On Input
- On Output

Array:

Special Instructions: NOTE: See S3H_END for how to set this field

Valid Values: 1 = Active Record
3 = Inactive Record

Instrument SAS Name: OPH_STAT

Destination Data Set: EOPH

Sponsor Field Type: C

Report Section: 03H

Field

OPH_ORIG

BSECT3BDEFGHI.BSect3E.BROWSECT3H.OPH_ORIG

Description: Record origin

Form Pane Label:

SAS Name: REC_ORIG

Tag Name:

Inherited Universe:

Universe:

Universe Description:

Question Text:

Type: String

Length: 1

- Don't Know
- Refuse
- Empty

- On Input
- On Output

Array:

Special Instructions: NOTE: See S3H_END for how to set this field

Valid Values: 1 = Data collected in current month

4 = Inventory data - no updates

5 = Inventory data - updates

Instrument SAS Name: OPH_ORIG

Destination Data Set: EOPH

Sponsor Field Type: C

Report Section: 03H

BSect3I

Block

BSECT3BDEFGHI.BSect3I

Description: Ownership Costs

Tab Name:

Fly Over Name:

Universe Type: If

Inherited Universe:

Universe: (Ownstat = NewProp {1} OR Ownstat = Disposed {2} OR Ownstat = PrevOwn {3} OR Ownstat = PrevDispd {4}) AND (BPropertySect3B.OBSNSZB <> 100 or (BPropertySect3B.OBSNSZB = 100 and OWNYB = '100')) AND OWNYB <> '600'

Universe Description:

Array:

Block Instructions: NOTE: OWNYB = 600 does not get asked section 3I {Changed from going to vac_rntq - April 2023}
if PROPTYPE (from 3B or 8500) = 1 then goto PAYCONDO
Else if PROPTYPE (from 3B or 8500) = 2 then goto HORCORG
Else if PROPTYPE (from 3B or 8500) = 3 AND (TIMESHAR (from 3B or 8500) = 1) then goto PAYHOASS
Else if PROPTYPE (from 3B or 8500) = 3 AND OWNYI = 400 then goto PAYHOASS
Else goto GRNDRENT

Field

GRNDRENT
BSECT3BDEFGHI.BSect3I.GRNDRENT

Description: Ground or land rent payments

Form Pane Label: Ground/Land Rent

SAS Name: GRNDRENT

Tag Name: GRNDRENT

Inherited Universe:

Universe: PROPTYPE (from 3B or 8500) = Something {3} AND
(TIMESHAR (from 3B or 8500) = No {2} or TIMESHAR = NONRESPONSE or
TIMESHAR = EMPTY) AND (OWNYB = '100' or OWNYB = '200' or OWNYB = '300')

Universe Description: Property type is not a condo or cooperative AND it is not a timeshare AND the
property is the sample unit, former home, or vacation home

Question Text: ^OWNCOSTS

Since the first of ^REF_MONTH not including this month, ^have_has2
^YOU_YRCU made any
payments for ground or land rent for your ^PROPDESC?

Fills: REF_MONTH

Instructions: Set REF_MONTH = 3 months before the interview.

Calculated by taking the INTPER from record type 10 to come up with the base
month to start from.

Fills: OWNCOSTS

Instructions: IF GRNDRENT is the first variable in 3I then fill

"Now I'm going to ask about ownership costs for your ^PROPDESC"

Fills: PROPDESC

Instructions: Fill PROPDESC from section 3B

Fills: have_has2

Instructions: IF NUMHOUSE = 1 then fill "have"
ELSE fill "has"

Fills: YOU_YRCU

Instructions: IF NUMHOUSE = 1 then fill "you"
ELSE fill "your household"

Fills: PROPDESC

Instructions: Fill PROPDESC from section 3B

Type: Enumerated
Length: 1

Answer List: TYesNo

Value:	Mnemonic:	Description:
1	Yes	Yes
2	No	No

- Don't Know
- Refuse
- Empty

- On Input
- On Output

Array:

Special Instructions: Set PROP_NOI = the property number - PROP_NOB from 3B
Set OWNYI = the property code - OWNYB from 3B

Skip Instructions: 1: Goto GRNDRNTX

2,DK,RF: Goto PAYHOASS

Instrument SAS Name: GRNDRENT

Destination Data Set: EOPI

Sponsor Field Type: C

Report Section: 03I

Field

GRNDRNTX
BSECT3BDEFGHI.BSect3I.GRNDRNTX

Description: Amount paid on land or grant

Form Pane Label: \$ Ground/Land Rent

SAS Name: GRNDRNTX

Tag Name: GRNDRNTX

Inherited Universe:

Universe: GRNDRENT = Yes {1}

Universe Description: Made payments for ground or land rent

Question Text: Since the first of ^REF_MONTH not including this month -

What was the total amount paid?

Fills: REF_MONTH

Instructions: Set REF_MONTH = 3 months before the interview.

Calculated by taking the INTPER from record type 10 to come up with the base month to start from.

Type: Integer

Length: 9

Min: 1

Max: 99999999

Don't Know

Refuse

Empty

On Input

On Output

Store Instructions: IF GRNDRNTX is in range or NONRESPONSE then set GRND_NTX = EMPTY

Array:

Special Instructions: Display a \$ and comma in the entry field.

Skip Instructions: 1-99999999: IF entry < 45 or entry > 2465 then goto ERR1_GRNDRNTX
ELSE goto PAYHOASS

DK,RF: Goto PAYHOASS

Instrument SAS Name: GRNDRNTX

Destination Data Set: EOPI

Sponsor Field Type: N

Report Section: 03I

Check

ERR1_GRNDRNTX
BSECT3BDEFGHI.BSect3I.ERR1_GRNDRNTX

Description: Out of Range Check

Inherited Universe:

Universe: (GRNDRNTX < 45 or GRNDRNTX > 2465) AND GRNDRNTX = RESPONSE

Universe Description: Amount paid on ground/land rent is less than 45 dollars or greater than 2,465 dollars

Text: * THE VALUE ENTERED IS UNUSUALLY HIGH OR LOW

PLEASE VERIFY AND IF CORRECT, ENTER ITEM LEVEL NOTE

Check Instructions: IF Suppressed then set GRND_NTX = 'A1'

Type: Soft

Skip Instructions: Suppress: Goto PAYHOASS

All others, go back to GRNDRNTX

PAYHOASS

Field

BSECT3BDEFGHI.BSect3I.PAYHOASS

Description: Homeowners Association Payments

Form Pane Label: Homeowners Association

SAS Name: PAYHOASS

Tag Name: PAYHOASS

Inherited Universe:

Universe: PROPTYPE (from 3B or 8500) = Something {3}

Universe Description: Property type is something besides a condo or cooperative

Question Text: Since the first of ^REF_MONTH, ^have_has2 ^You_Anyone2 made regular payments to a homeowner's association?

Fills: REF_MONTH

Instructions: Set REF_MONTH = 3 months before the interview.

Calculated by taking the INTPER from record type 10 to come up with the base month to start from.

Fills: have_has2

Instructions: IF NUMHOUSE = 1 then fill "have"
ELSE fill "has"

Fills: You_Anyone2

Instructions: IF NUMHOUSE = 1 then fill 'you'
ELSE fill 'anyone in your household'

Type: Enumerated

Length: 1

Answer List: TYesNo

Value:	Mnemonic:	Description:
1	Yes	Yes
2	No	No

- Don't Know
- Refuse
- Empty

On Input
 On Output

Array:

Skip Instructions: 1: Goto HORCORG

2,DK,RF: Goto SPCLPAY

Instrument SAS Name: PAYHOASS

Destination Data Set: EOPI

Sponsor Field Type: C

Report Section: 03I

PAYCONDO

Field

BSECT3BDEFGHI.BSect3I.PAYCONDO

Description: Required condo fees

Form Pane Label: Condominium Fees

SAS Name: PAYCONDO

Tag Name: PAYCONDO

Inherited Universe:

Universe: PROPTYPE (from 3B or 8500) = Condo {1}

Universe Description: Property is a condo

Question Text: Since the first of ^REF_MONTH, ^have_has2 ^You_Anyone2 made regular payments of condominium fees for general maintenance or management services?

Fills: REF_MONTH

Instructions: Set REF_MONTH = 3 months before the interview.

Calculated by taking the INTPER from record type 10 to come up with the base month to start from.

Fills: have_has2

Instructions: IF NUMHOUSE = 1 then fill "have"
ELSE fill "has"

Fills: You_Anyone2

Instructions: IF NUMHOUSE = 1 then fill 'you'
ELSE fill 'anyone in your household'

Type: Enumerated

Length: 1

Answer List: TYesNo

Value:	Mnemonic:	Description:
1	Yes	Yes
2	No	No

- Don't Know
- Refuse
- Empty

On Input
 On Output

Array:

Skip Instructions: 1: Goto HORCORG

2,DK,RF: Goto SPCLPAY

Instrument SAS Name: PAYCONDO

Destination Data Set: EOPI

Sponsor Field Type: C

Report Section: 03I

HORCORG

Field

BSECT3BDEFGHI.BSect3I.HORCORG

Description: Items paid to HOA

Form Pane Label: Items Paid to HOA

SAS Name:

Tag Name: HORCORG

Inherited Universe:

Universe: PAYHOASS = Yes {1} OR PAYCONDO = Yes {1} OR PROPTYPE (from 3B or 8500)
= Coop {2}

Universe Description: Made regular payments for home owners association or for condo fees

Question Text:  9

^HORCORG_FILL

Fills: HORCORG_FILL

Instructions: If PROPTYPE (from 3B or 8500) = Coop {2} then fill

"Now i'd like to ask you about payments ^YOU_YRCU ^make_makes directly to the cooperative for ^YR_YRCUS share of its costs.

Since the first of ^REF_MONTH not including this month, have ^YOU_ANYMEM made any payments for any of the following things -

- * Read each item on the list.
- * Enter all that apply, separate with commas.
- * Enter 15 for no payments made"

Else fill "Which of the following services and privileges were included in those payments?"

- * Read each item on the list.
- * Enter all that apply, separate with commas "

Fills: YOU_YRCU

Instructions: IF NUMHOUSE = 1 then fill "you"
ELSE fill "your household"

Fills: make_makes

Instructions: IF NUMHOUSE = 1 then fill "make"
ELSE fill "makes"

Fills: YR_YRCUS

Instructions: IF NUMHOUSE = 1 then fill "your"
 ELSE fill "your household's"

Fills: REF_MONTH

Instructions: Set REF_MONTH = 3 months before the interview.
 Calculated by taking the INTPER from record type 10 to come up with the base month to start from.

Fills: YOU_ANYMEM

Instructions: IF NUMHOUSE = 1 then fill "you"
 ELSE fill "you or any members of your household"

Type: Set

Max Number of Values: 15

Length: 2

Answer List: THOCO

Value:	Mnemonic:	Description:
1	Repay	^Repay
2	Propertytaxes	^Propertytaxes
3	Propertyinsurance	^Propertyinsurance
4	Management	Management
5	Repairs	Repairs or maintenance, including lawn care or snow removal
6	Improvements	Improvements
7	Utilities	Utilities, such as gas, electricity, water, and heat
8	Parking	^Parking
9	Recreational	Recreational facilities, including swimming, golf, or tennis
10	Security	Security, including guards or alarm systems
11	Maidservices	^Maidservices
12	Medicalseervices	^Medicalseervices
13	Trash	Trash collection
14	Other	Other
15	Nopayments	^Nopaymentsmade
77	DKnow	Don't Know

- Don't Know
- Refuse
- Empty

On Input

On Output

Array:

Special Instructions: Answer list options 1-14 should be in bold black
Only display 15 when PROPTYPE = Coop

NOTE: The setting of the BLS variables associated with this field will be done in processing - See BLS Edit Specifications

Skip Instructions: 1-15,77: IF option 15 is selected with other options then goto CK_HORCORG
ELSEIF only 15 selected then goto SPCLPAY
ELSEIF 14 is selected then goto HORGOTH
ELSE goto MGOTHPPD

RF: Goto SPCLPAY

Instrument SAS Name: HORCORG

Destination Data Set: EOPI

Report Section: 03I

Check

CK_HORCORG
BSECT3BDEFGHI.BSect3I.CK_HORCORG

Description: No payments entered with other options

Inherited Universe:

Universe: Nopayments {15} IN HORCORG AND HORCORG.cardinal > 1

Universe Description: Answer option 15 was selected with other answer options.

Text: * "No payments" cannot be selected with other options.

Check Instructions:

Type: Hard

Skip Instructions: Go back to HORCORG

HORGOTH

Field

BSECT3BDEFGHI.BSect3I.HORGOTH

Description: Other specify for condo fees

Form Pane Label: Specify

SAS Name: HORGOTH

Tag Name: HORGOTH

Inherited Universe:

Universe: Other {14} IN HORCORG

Universe Description: Some other service or privilege was included in payments

Question Text: * Specify:

Type: String

Length: 30

Don't Know

Refuse

Empty

On Input

On Output

Array:

Skip Instructions: Goto MGOTHPPD

Instrument SAS Name: HORGOTH

Destination Data Set: EOPI

Sponsor Field Type: C

Report Section: 03I

Field

MGOTHPPD
BSECT3BDEFGHI.BSect3I.MGOTHPPD

Description: Time Period

Form Pane Label: Time Period

SAS Name: MGOTHPPD

Tag Name: MGOTHPPD

Inherited Universe:

Universe: HORCORG = RESPONSE AND HORCORG[1] <> Nopayments (15)

Universe Description: Answer other than RF and 15 - no payments in HORCORG

Question Text: How often ^DoDoesDid_3I ^You_Anyone2 ^CURRENTLY for these services?

Fills: You_Anyone2

Instructions: IF NUMHOUSE = 1 then fill 'you'
ELSE fill 'anyone in your household'

Fills: CURRENTLY

Instructions: IF OWNSTAT <> 4 and OWNSTAT <> 2 then fill "currently pay"
ELSE fill "pay"

Fills: DoDoesDid_3I

Instructions: IF OWNSTAT = 4 or OWNSTAT = 2 then fill "did"
ELSEIF NUMHOUSE = 1 then fill "do"
Else fill "does"

Type: Enumerated

Length: 1

Answer List: TMgothppd

Value:	Mnemonic:	Description:
1	Month	Once a month
2	E2Months	Every 2 months
3	Quarterly	Quarterly (every 3 months)
4	E4Months	Every 4 months
5	TwiceYear	Twice a year (every 6 months)
6	Year	Once a year
7	Other	Other

Don't Know
 Refuse
 Empty

On Input
 On Output

Array:

Skip Instructions: 1-6: Goto MGOTHPYX

7,DK,RF: Goto MGOTHERX

Instrument SAS Name: MGOTHPPD

Destination Data Set: EOPI

Sponsor Field Type: C

Report Section: 03I

Date Implemented (YYYY-MM-DD): April 2017

Field

MGOTHPYX
BSECT3BDEFGHI.BSect3I.MGOTHPYX

Description: How much currently paid for services

Form Pane Label: Payment Amount

SAS Name: MGOTHPYX

Tag Name: MGOTHPYX

Inherited Universe:

Universe: MGOTHPPD <> Other {7} AND MGOTHPPD = RESPONSE

Universe Description:

Question Text: What is the amount currently paid ^Mgothppd_Fill?

Fills: Mgothppd_Fill

Instructions: IF MGOTHPPD = Month {1} then fill "once a month"
ELSEIF MGOTHPPD = E2Months {2} then fill "every two months"
ELSEIF MGOTHPPD = Quarterly {3} then fill "every three months"
ELSEIF MGOTHPPD = E4Months {4} then fill "every four months"
ELSEIF MGOTHPPD = TwiceYear {5} then fill "every six months"
ELSEIF MGOTHPPD = Year {6} then fill "once a year"

Type: Integer

Length: 9

Min: 0

Max: 99999999

Don't Know

Refuse

Empty

On Input

On Output

Store Instructions: IF MGOTHPYX is in range or NONRESPONSE THEN set MGOT_PYX = EMPTY

Array:

Special Instructions: Display a \$ and comma in the entry field.

Skip Instructions: IF (MGOTHPPD = 1 and (entry = 1-5 or entry > 1000)) or
(MGOTHPPD = 2 and (entry = 1-5 or entry > 1740)) or

(MGOTHPPD = 3 and (entry < 10 or entry > 2610)) or
(MGOTHPPD = 4 and (entry < 10 or entry > 3480)) or
(MGOTHPPD = 5 and (entry < 10 or entry > 5220)) or
(MGOTHPPD = 6 and (entry < 10 or entry > 10,440)) then
goto ERR1_MGOTHPYX

ELSE goto SPCLPAY

Instrument SAS Name: MGOTHPYX

Destination Data Set: EOPI

Sponsor Field Type: N

Report Section: 03I

Date Implemented (YYYY-MM-DD): April 2017

Check

ERR1_MGOTHPYX

BSECT3BDEFGHI.BSect3I.ERR1_MGOTHPYX

Description: Out of Range Check

Inherited Universe:

Universe: [(MGOTHPD = 1 and ((MGOTHPYX >= 1 and MGOTHPYX <= 5) or MGOTHPYX > 1000)) or
(MGOTHPD = 2 and ((MGOTHPYX >= 1 and MGOTHPYX <= 5) or MGOTHPYX > 1740)) or
(MGOTHPD = 3 and (MGOTHPYX < 10 or MGOTHPYX > 2610)) or
(MGOTHPD = 4 and (MGOTHPYX < 10 or MGOTHPYX > 3480)) or
(MGOTHPD = 5 and (MGOTHPYX < 10 or MGOTHPYX > 5220)) or
(MGOTHPD = 6 and (MGOTHPYX < 10 or MGOTHPYX > 10,440))]
AND MGOTHPYX = RESPONSE

Universe Description:

Text: * THE VALUE ENTERED IS UNUSUALLY HIGH OR LOW

PLEASE VERIFY AND IF CORRECT, ENTER ITEM LEVEL NOTE

Check Instructions: IF Suppressed then set MGOT_PYX = 'A1'

Type: Soft

Skip Instructions: Suppress: Goto SPCLPAY

All others, go back to MGOTHPYX

MGOTHERX

Field

BSECT3BDEFGHI.BSect3I.MGOTHERX

Description: Payment for Services

Form Pane Label: \$ Paid for Services

SAS Name: MGOTHERX

Tag Name: MGOTHERX

Inherited Universe:

Universe: MGOTHPPD = Other {7} OR MGOTHPPD = NONRESPONSE

Universe Description: Pay for services some other periodicity

Question Text: Since the first of ^REF_MONTH not including this month, how much
^have_has2 ^YOU_YRCU paid for these services?

Fills: have_has2

Instructions: IF NUMHOUSE = 1 then fill "have"
ELSE fill "has"

Fills: REF_MONTH

Instructions: Set REF_MONTH = 3 months before the interview.
Calculated by taking the INTPER from record type 10 to come up with the base
month to start from.

Fills: YOU_YRCU

Instructions: IF NUMHOUSE = 1 then fill "you"
ELSE fill "your household"

Type: Integer

Length: 9

Min: 0

Max: 99999999

Don't Know
 Refuse
 Empty

On Input
 On Output

Store Instructions: IF MGOTHERX is in range or NONRESPONSE then set MGOT_ERX = EMPTY

Array:

Special Instructions: Display a \$ and comma in the entry field.

Skip Instructions: 1-99999999: IF entry = 1-9 or entry > 2610 then goto ERR1_MGOTHERX
ELSE goto SPCLPAY

0,DK,RF: Goto SPCLPAY

Instrument SAS Name: MGOTHERX

Destination Data Set: EOPI

Sponsor Field Type: N

Report Section: 03I

ERR1_MGOTHERX
BSECT3BDEFGHI.BSect3I.ERR1_MGOTHERX

Check

Description: Out of Range Check

Inherited Universe:

Universe: (MGOTHERX < 10 or MGOTHERX > 2610) AND MGOTHERX = RESPONSE AND
MGOTHERX <> 0

Universe Description: Entry in MGOTHERX = 1-9 or 2611-99999999

Text: * THE VALUE ENTERED IS UNUSUALLY HIGH OR LOW

PLEASE VERIFY AND IF CORRECT, ENTER ITEM LEVEL NOTE

Check Instructions: IF Suppressed then set MGOT_ERX = 'A1'

Type: Soft

Skip Instructions: Suppress: Goto SPCLPAY

All others, go back to MGOTHERX

Field

SPCLPAY
BSECT3BDEFGHI.BSect3I.SPCLPAY

Description: Management special service payments

Form Pane Label: Special HOA Payment

SAS Name: SPCLPAY


Tag Name: SPCLPAY

Inherited Universe:

Universe: OWNYI <> '600'

Universe Description: All except residential business properties

Help Screen: H_SPCLPAY

Question Text:  9 ? [F1]

^HaveHas_C ^YOU_YRCU made any SPECIAL payments to a management service?

Fills: HaveHas_C

Instructions: IF NUMHOUSE = 1 then fill then fill "Have",
ELSE fill "Has"

Fills: YOU_YRCU

Instructions: IF NUMHOUSE = 1 then fill "you"
ELSE fill "your household"

Type: Enumerated

Length: 1

Answer List: TYesNo

Value:	Mnemonic:	Description:
1	Yes	Yes
2	No	No

- Don't Know
- Refuse
- Empty

- On Input
- On Output

Array:

Skip Instructions: 1: Goto HOCOSP3

2,DK,RF: Goto ASSESSMT

Instrument SAS Name: SPCLPAY

Destination Data Set: EOPI

Sponsor Field Type: C

Report Section: 03I

Field

HOCOSP3
BSECT3BDEFGHI.BSect3I.HOCOSP3

Description: What services were provided

Form Pane Label: Services Provided

SAS Name:

Tag Name: HOCOSP3

Inherited Universe:

Universe: SPCLPAY = Yes {1}

Universe Description: Did make special payments to a management service

Question Text:  9

Since the first of ^REF_MONTH not including this month, what services were provided?

✦ Enter all that apply, separate with commas

Fills: REF_MONTH

Instructions: Set REF_MONTH = 3 months before the interview.

Calculated by taking the INTPER from record type 10 to come up with the base month to start from.

Type: Set

Max Number of Values: 14

Length: 2

Answer List: THOCOSP3

Value:	Mnemonic:	Description:
1	Repay	^Repay
2	Propertytaxes	^Propertytaxes
3	Propertyinsurance	^Propertyinsurance
4	Management	Management
5	Repairs	Repairs or maintenance, including lawn care or snow removal
6	Improvements	Improvements
7	Utilities	Utilities, such as gas, electricity, water, heat
8	Parking	^Parking
9	Recreational	Recreational facilities, including swimming, golf, or tennis

10	Security	Security, including guards or alarm systems
11	Maidservices	^Maidservices
12	Medicalservices	^Medicalservices
13	Trash	Trash collection
14	Other	Other
77	DKnow	Don't Know

- Don't Know
- Refuse
- Empty

- On Input
- On Output

Store Instructions: NOTE: The setting of the BLS variables associated with this field will be done in processing - See BLS Edit Specifications

Array:

Special Instructions: Answer list options should be in bold black

Skip Instructions: IF 14 is selected then goto HOSPOTH

ELSE goto SPECLX

Instrument SAS Name: HOCOSP3

Destination Data Set: EOPI

Report Section: 03I

Field

HOSPOTH
BSECT3BDEFGHI.BSect3I.HOSPOTH

Description: Other specify for condo services

Form Pane Label: Specify services provided

SAS Name: HOSPOTH

Tag Name: HOSPOTH

Inherited Universe:

Universe: Other {14} IN HOCOSP3

Universe Description:

Question Text: * Specify:

Type: String
Length: 30

- Don't Know
- Refuse
- Empty

- On Input
- On Output

Array:

Skip Instructions: Goto SPECLX

Instrument SAS Name: HOSPOTH

Destination Data Set: EOPI

Sponsor Field Type: C

Report Section: 03I

SPECLX

Field

BSECT3BDEFGHI.BSect3I.SPECLX

Description: Number of Special Payments

Form Pane Label: \$ Special Payments

SAS Name: SPECLX

Tag Name: SPECLX

Inherited Universe:

Universe: SPCLPAY = Yes {1}

Universe Description: Made special payments to a management service

Question Text: Since the first of ^REF_MONTH not including this month, how much were these special payments?

Fills: REF_MONTH

Instructions: Set REF_MONTH = 3 months before the interview.

Calculated by taking the INTPER from record type 10 to come up with the base month to start from.

Type: Integer

Length: 9

Min: 1

Max: 99999999

Don't Know

Refuse

Empty

On Input

On Output

Store Instructions: IF SPECLX is in range or NONRESPONSE then set SPECLX_ = EMPTY

Array:

Special Instructions: Display a \$ and comma in the entry field.

Skip Instructions: 1-99999999: IF entry > 6600 then goto ERR1_SPECLX
ELSE goto ASSESSMT

DK,RF: Goto ASSESSMT

Instrument SAS Name: SPECLX

Destination Data Set: EOPI

Sponsor Field Type: N

Report Section: 03I

ERR1_SPECLX

Check

BSECT3BDEFGHI.BSect3I.ERR1_SPECLX

Description: Out of Range Check

Inherited Universe:

Universe: SPECLX > 6600 AND SPECLX = RESPONSE

Universe Description:

Text: * THE VALUE ENTERED IS UNUSUALLY HIGH OR LOW

PLEASE VERIFY AND IF CORRECT, ENTER ITEM LEVEL NOTE

Check Instructions: IF suppressed then set SPECLX_ = 'A1'

Type: Soft

Skip Instructions: Suppress: Goto ASSESSMT

All others, go back to SPECLX

Field

ASSESSMT
BSECT3BDEFGHI.BSect3I.ASSESSMT

Description: Assessments Paid to Government

Form Pane Label: Assess Paid to Govt

SAS Name: ASSESSMT

Tag Name: ASSESSMT

Inherited Universe:

Universe: OWNYI <> '600'

Universe Description: All except residential business properties

Question Text: Since the first of ^REF_MONTH not including this month, ^have_has2 ^YOU_YRCU paid any special assessments to a local government for construction or repair of roads, sidewalks, or other things like that?

Fills: have_has2

Instructions: IF NUMHOUSE = 1 then fill "have"
ELSE fill "has"

Fills: YOU_YRCU

Instructions: IF NUMHOUSE = 1 then fill "you"
ELSE fill "your household"

Fills: REF_MONTH

Instructions: Set REF_MONTH = 3 months before the interview.
Calculated by taking the INTPER from record type 10 to come up with the base month to start from.

Type: Enumerated

Length: 1

Answer List: TYesNo

Value:	Mnemonic:	Description:
1	Yes	Yes
2	No	No

- Don't Know
- Refuse
- Empty

On Input
 On Output

Array:

Skip Instructions: 1: Goto ASSESSX

2,DK,RF: IF OWNYI = 100 then goto RNTEQVX
ELSEIF OWNYI = 300 then goto VAC_OCCQ
ELSE goto S3I_END

Instrument SAS Name: ASSESSMT

Destination Data Set: EOPI

Sponsor Field Type: C

Report Section: 03I

Field

ASSESSX
BSECT3BDEFGHI.BSect3I.ASSESSX

Description: Total assessments paid to local government

Form Pane Label: Total Assessments Paid

SAS Name: ASSESSX

Tag Name: ASSESSX

Inherited Universe:

Universe: ASSESSMT = Yes {1}

Universe Description: Paid special assessments to a local government for construction or repair of roads, sidewalks, or other things like that

Question Text: Since the first of ^REF_MONTH not including this month -

What was the total amount paid?

Fills: REF_MONTH

Instructions: Set REF_MONTH = 3 months before the interview.

Calculated by taking the INTPER from record type 10 to come up with the base month to start from.

Type: Integer

Length: 9

Min: 1

Max: 99999999

Don't Know

Refuse

Empty

On Input

On Output

Store Instructions: IF ASSESSX is in range or NONRESPONSE then set ASSESSX_ = EMPTY

Array:

Special Instructions: Display a \$ and comma in the entry field.

Skip Instructions: 1-99999999: IF entry < 6 or entry > 77000 then goto ERR1_ASSESSX
ELSEIF OWNYI = 100 then goto RNTEQVX

```
ELSEIF OWNYI = 300 then goto VAC_OCCQ  
ELSE goto S3I_END
```

```
DK,RF: IF OWNYI = 100 then goto RNTEQVX  
ELSEIF OWNYI = 300 then goto VAC_OCCQ  
ELSE goto S3I_END
```

Instrument SAS Name: ASSESSX

Destination Data Set: EOPI

Sponsor Field Type: N

Report Section: 03I

Check

ERR1_ASSESSX
BSECT3BDEFGHI.BSect3I.ERR1_ASSESSX

Description: Out of Range Check

Inherited Universe:

Universe: (ASSESSX < 6 or ASSESSX > 77000) AND ASSESSX = RESPONSE

Universe Description:

Text: * THE VALUE ENTERED IS UNUSUALLY HIGH OR LOW

PLEASE VERIFY AND IF CORRECT, ENTER ITEM LEVEL NOTE

Check Instructions: IF suppressed then set ASSESSX_ = 'A1'

Type: Soft

Skip Instructions: Suppress: IF OWNYI = 100 then goto RNTEQVX
ELSEIF OWNYI = 300 then goto VAC_OCCQ
ELSE goto S3I_END

All others, go back to ASSESSX

VAC_OCCQ

Field

BSECT3BDEFGHI.BSect3I.VAC_OCCQ

Description: time occupied in timeshare/property

Form Pane Label: time occupied

SAS Name: VAC_OCCQ

Tag Name: VAC_OCCQ

Inherited Universe:

Universe: OWNYI = '300'

Universe Description: This is an other/vacation home

Question Text: Since the first of ^REF_MONTH, how much time did you occupy this
^Filltimeshare?

✦ Enter quantity and select period on next screen.

Fills: REF_MONTH

Instructions: Set REF_MONTH = 3 months before the interview.

Calculated by taking the INTPER from record type 10 to come up with the base
month to start from.

Fills: Filltimeshare

Instructions: If 8500.TIMESHAR = 1 or

BSECT3.BSECT3BDEFGHI.BPropertySect3B.TIMESHAR = Yes {1} then fill
"timeshare"

ELSE fill "property"

Type: Integer

Length: 3

Min: 0

Max: 150

Don't Know

Refuse

Empty

On Input

On Output

Array:

Skip Instructions: 0,DK,RF: IF TIMESHAR (from 3B or 8500) = 2, DK or RF then goto VAC_SEC
ELSEIF TIMESHAR (from 3B or 8500) = 1 then goto RNTEQV3X
ELSE goto S3I_END

1-150: Goto VAC_OCCY

Instrument SAS Name: VAC_OCCQ

Destination Data Set: EOPI

Sponsor Field Type: N

Report Section: 03I

Date Implemented (YYYY-MM-DD): April 2007

VAC_OCCY

Field

BSECT3BDEFGHI.BSect3I.VAC_OCCY

Description: period occupied in timeshare/property

Form Pane Label: period occupied

SAS Name: VAC_OCCY

Tag Name: VAC_OCCY

Inherited Universe:

Universe: VAC_OCCQ = RESPONSE AND VAC_OCCQ <> 0

Universe Description: Spent some amount of time at this property

Question Text: [Enter time period.](#)

Type: Enumerated

Length: 1

Answer List: TTimeper

Value:	Mnemonic:	Description:
1	Days	Days
2	Weeks	Weeks
3	Months	Months
4	Percent	Percent
5	Specify	Other, specify

- Don't Know
- Refuse
- Empty

- On Input
- On Output

Array:

Skip Instructions: 1-4,DK,RF: IF TIMESHAR (from 3B or 8500) = 2, DK or RF then goto VAC_SEC
ELSEIF TIMESHAR (from 3B or 8500) = 1 then goto RNTEQV3X
ELSE goto S3I_END

5: Goto VAC_OTH

Instrument SAS Name: VAC_OCCY

Destination Data Set: EOPI

Sponsor Field Type: C

Report Section: 03I

Date Implemented (YYYY-MM-DD): April 2007

VAC_OTH

Field

BSECT3BDEFGHI.BSect3I.VAC_OTH

Description: Specify other time period

Form Pane Label: Specify

SAS Name: VAC_OTH

Tag Name: VAC_OTH

Inherited Universe:

Universe: VAC_OCCY = Specify {5}

Universe Description:

Question Text: * Specify:

Type: String

Length: 30

Don't Know

Refuse

Empty

On Input

On Output

Array:

Skip Instructions: IF TIMESHAR (from 3B or 8500) = 2, DK or RF then goto VAC_SEC

ELSEIF TIMESHAR (from 3B or 8500) = 1 then goto RNTEQV3X

ELSE goto S3I_END

Instrument SAS Name: VAC_OTH

Destination Data Set: EOPI

Sponsor Field Type: C

Report Section: 03I

Date Implemented (YYYY-MM-DD): April 2007

Field

VAC_SEC
BSECT3BDEFGHI.BSect3I.VAC_SEC

Description: Rented/Available to rent by someone outside CU?

Form Pane Label: Rented

SAS Name: VAC_SEC

Tag Name: VAC_SEC

Inherited Universe:

Universe: OWNYI = '300' AND
(TIMESHAR (from 3B or 8500) = No {2} or TIMESHAR = NONRESPONSE)

Universe Description: Vacation/2nd and not a timeshare

Question Text: Since the first of ^REF_MONTH, was this property either rented by someone outside your household or available to be rented?

Fills: REF_MONTH

Instructions: Set REF_MONTH = 3 months before the interview.

Calculated by taking the INTPER from record type 10 to come up with the base month to start from.

Type: Enumerated

Length: 1

Answer List: TYesNo

Value:	Mnemonic:	Description:
1	Yes	Yes
2	No	No

Don't Know
 Refuse
 Empty

On Input
 On Output

Array:

Skip Instructions: 1: Goto VAC_RNTQ

2,DK,RF: Goto RNTEQVX

Instrument SAS Name: VAC_SEC

Destination Data Set: EOPI

Sponsor Field Type: C

Report Section: 03I

Date Implemented (YYYY-MM-DD): April 2007

Field

VAC_RNTQ
BSECT3BDEFGHI.BSect3I.VAC_RNTQ

Description: How much time rented?

Form Pane Label: Time rented

SAS Name: VAC_RNTQ

Tag Name: VAC_RNTQ

Inherited Universe:

Universe: VAC_SEC = Yes {1}

Universe Description: property was rented by someone outside your household or available to be rented OR this is a residential business property

Question Text: Since the first of ^REF_MONTH, how much time was this property rented by someone outside your household?

✦ Enter quantity and select period on next screen.

Fills: REF_MONTH

Instructions: Set REF_MONTH = 3 months before the interview.

Calculated by taking the INTPER from record type 10 to come up with the base month to start from.

Type: Integer

Length: 3

Min: 0

Max: 150

Don't Know

Refuse

Empty

On Input

On Output

Array:

Skip Instructions: 0,DK,RF: Goto VAC_AVAQ

1-150: Goto VAC_RNTY

Instrument SAS Name: VAC_RNTQ

Destination Data Set: EOPI

Sponsor Field Type: N

Report Section: 03I

Date Implemented (YYYY-MM-DD): April 2007

Field

VAC_RNTY
BSECT3BDEFGHI.BSect3I.VAC_RNTY

Description: period rented

Form Pane Label: period rented

SAS Name: VAC_RNTY

Tag Name: VAC_RNTY

Inherited Universe:

Universe: VAC_RNTQ > 0 AND VAC_RNTQ <= 150

Universe Description:

Question Text: * Enter time period.

Type: Enumerated
Length: 1

Answer List: TTimeper

Value:	Mnemonic:	Description:
1	Days	Days
2	Weeks	Weeks
3	Months	Months
4	Percent	Percent
5	Specify	Other, specify

Don't Know
 Refuse
 Empty

On Input
 On Output

Array:

Skip Instructions: 1: IF VAC_RNTQ >= 91 then goto RNTEQV2X
ELSE goto VAC_AVAQ

2: IF VAC_RNTQ >= 13 then goto RNTEQV2X
ELSE goto VAC_AVAQ

3: IF VAC_RNTQ >= 3 then goto RNTEQV2X
ELSE goto VAC_AVAQ

4: IF VAC_RNTQ = 100 then goto RNTEQV2X
ELSE goto VAC_AVAQ

5: Goto VAC_ROTH

DK,RF: Goto VAC_AVAQ

Instrument SAS Name: VAC_RNTY

Destination Data Set: EOPI

Sponsor Field Type: C

Report Section: 03I

Date Implemented (YYYY-MM-DD): April 2007

Field

VAC_ROTH
BSECT3BDEFGHI.BSect3I.VAC_ROTH

Description: specify other period rented

Form Pane Label: Specify

SAS Name: VAC_ROTH

Tag Name: VAC_ROTH

Inherited Universe:

Universe: VAC_RNTY = Specify {5}

Universe Description: Some other time period

Question Text: * Specify:

Type: String

Length: 30

Don't Know

Refuse

Empty

On Input

On Output

Array:

Skip Instructions: Goto VAC_AVAQ

Instrument SAS Name: VAC_ROTH

Destination Data Set: EOPI

Sponsor Field Type: C

Report Section: 03I

Date Implemented (YYYY-MM-DD): April 2007

VAC_AVAQ

Field

BSECT3BDEFGHI.BSect3I.VAC_AVAQ

Description: How much time available to rent

Form Pane Label: Time Available

SAS Name: VAC_AVAQ

Tag Name: VAC_AVAQ

Inherited Universe:

Universe: VAC_RNTQ = 0 OR VAC_RNTQ = NONRESPONSE OR
VAC_RNTY = Specify {5} OR VAC_RNTY = NONRESPONSE OR
(VAC_RNTY = Days {1} and VAC_RNTQ > 0 and VAC_RNTQ <= 90) OR
(VAC_RNTY = Weeks {2} and VAC_RNTQ > 0 and VAC_RNTQ <= 12) OR
(VAC_RNTY = Months {3} and (VAC_RNTQ = 1 or VAC_RNTQ = 2)) OR
(VAC_RNTY = Percent {4} and VAC_RNTQ > 0 and VAC_RNTQ <= 99)

Universe Description:

Question Text: Since the first of ^REF_MONTH, how much time was this property available to be rented, but not rented out?

✦ Enter quantity and select period on next screen.

Fills: REF_MONTH

Instructions: Set REF_MONTH = 3 months before the interview.

Calculated by taking the INTPER from record type 10 to come up with the base month to start from.

Type: Integer

Length: 3

Min: 0

Max: 150

Don't Know
 Refuse
 Empty

On Input
 On Output

Array:

Skip Instructions: 0,DK,RF: Goto RNTEQV2X

1-150: Goto VAC_AVAY

Instrument SAS Name: VAC_AVAQ

Destination Data Set: EOPI

Sponsor Field Type: N

Report Section: 03I

Date Implemented (YYYY-MM-DD): April 2011

VAC_AVAY

Field

BSECT3BDEFGHI.BSect3I.VAC_AVAY

Description: Period available for rent.

Form Pane Label: Period Available

SAS Name: VAC_AVAY

Tag Name: VAC_AVAY

Inherited Universe:

Universe: VAC_AVAQ > 0 AND VAC_AVAQ <= 150

Universe Description:

Question Text: [Specify](#)

Type: Enumerated

Length: 1

Answer List: TTimeper

Value:	Mnemonic:	Description:
1	Days	Days
2	Weeks	Weeks
3	Months	Months
4	Percent	Percent
5	Specify	Other, specify

- Don't Know
- Refuse
- Empty

- On Input
- On Output

Array:

Skip Instructions: 1-4: IF VAC_RNTY = VAC_AVAY AND VAC_RNTQ = RESPONSE AND VAC_AVAQ = RESPONSE AND
[(VAC_RNTY = 1 and ((VAC_RNTQ + VAC_AVAQ) > total number of days from the 1st of the reference month and today)) OR
(VAC_RNTY = 2 and ((VAC_RNTQ + VAC_AVAQ) > total number of weeks from the 1st of the reference month and today)) OR
(VAC_RNTY = 3 and ((VAC_RNTQ + VAC_AVAQ) > 3)) OR

```
(VAC_RNTY = 4 and ((VAC_RNTQ + VAC_AVAQ) > 100)) ]  
Then goto CK_RNTQ_AVAQ  
ELSE goto RNTEQV2X
```

DK,RF: Goto RNTEQV2X

5: Goto VAC_AOTH

Instrument SAS Name: VAC_AVAY

Destination Data Set: EOPI

Sponsor Field Type: C

Report Section: 03I

Date Implemented (YYYY-MM-DD): April 2011

CK_RNTQ_AVAQ

Check

BSECT3BDEFGHI.BSect3I.CK_RNTQ_AVAQ

Description: Time rented and time available to rent add up to more than 100% of the reference period

Inherited Universe:

Universe: VAC_RNTY = VAC_AVAQ AND VAC_RNTQ = REPONSE AND VAC_AVAQ = RESPONSE AND
[(VAC_RNTY = Days {1} and ((VAC_RNTQ + VAC_AVAQ) > total number of days from the 1st of the reference month and today)) OR
(VAC_RNTY = Weeks {2} and ((VAC_RNTQ + VAC_AVAQ) > total number of weeks from the 1st of the reference month and today)) OR
(VAC_RNTY = Months {3} and ((VAC_RNTQ + VAC_AVAQ) > 3)) OR
(VAC_RNTY = Percent {4} and ((VAC_RNTQ + VAC_AVAQ) > 100))]

Universe Description:

Text: * Time rented and time available to rent add up to more than 100% of the reference period.

Please verify

Time rented : ^VAC_RNTQ_FILL ^VAC_RNTY_FILL

Time available to rent: ^VAC_AVAQ_FILL ^VAC_AVAQ_FILL

Check Instructions: List VAC_AVAQ first under question involved

Type: Soft

Skip Instructions: Suppress: Goto RNTEQV2X

All other, go back to VAC_AVAQ

Fills: VAC_RNTQ_FILL

Instructions: Fill entry in VAC_RNTQ

Fills: VAC_RNTY_FILL

Instructions: IF VAC_RNTY = Days {1} then fill 'Days'
ELSEIF VAC_RNTY = Weeks {2} then fill 'Weeks'
ELSEIF VAC_RNTY = Months {3} then fill 'Months'
ELSEIF VAC_RNTY = Percent {4} then fill 'Percent'

Fills: VAC_AVAQ_FILL

Instructions: Fill entry in VAC_AVAQ

Fills: VAC_AVAY_FILL

Instructions: IF VAC_AVAY = 1 then fill "Days"
ELSEIF VAC_AVAY = 2 then fill "Weeks"
ELSEIF VAC_AVAY = 3 then fill "Months"
ELSEIF VAC_AVAY = 4 then fill "Percent"

VACAOTH

Field

BSECT3BDEFGHI.BSect3I.VACAOTH

Description: Specify other period rented

Form Pane Label: Specify

SAS Name: VACAOTH

Tag Name: VACAOTH

Inherited Universe:

Universe: VAC_AVAY = Specify {5}

Universe Description:

Question Text: [Specify](#)

Type: String

Length: 30

Don't Know

Refuse

Empty

On Input

On Output

Array:

Skip Instructions: Goto RNTEQV2X

Instrument SAS Name: VACAOTH

Destination Data Set: EOPI

Sponsor Field Type: C

Report Section: 03I

Date Implemented (YYYY-MM-DD): April 2011

Field

RNTEQV2X
BSECT3BDEFGHI.BSect3I.RNTEQV2X

Description: Estimated vac home rent if someone were to rent?

Form Pane Label: Vac Rent Estimate

SAS Name: RNTEQV2X

Tag Name: RNTEQV2X

Inherited Universe:

Universe: OWNYI = '300' AND VAC_SEC = Yes {1}

Universe Description: This is an other/vacation home and property was rented by someone outside your household or available to be rented

Question Text: If someone were to rent this home today, how much do you think it would rent for?

Type: Integer

Length: 7

Min: 1

Max: 999999

Don't Know

Refuse

Empty

On Input

On Output

Store Instructions: IF RNTEQV2X is in range or NONRESPONSE then set RNTE_V2X = EMPTY

Array:

Special Instructions: Display a \$ and comma in the entry field.

Skip Instructions: IF (entry < 200 or entry > 8000) AND (entry is not DK or RF) then goto ERR1_RNTEQV2X

ELSE goto RENTPERD

Instrument SAS Name: RNTEQV2X

Destination Data Set: EOPI

Sponsor Field Type: N

Report Section: 03I

Date Implemented (YYYY-MM-DD): April 2007

Check

ERR1_RNTEQV2X
BSECT3BDEFGHI.BSect3I.ERR1_RNTEQV2X

Description: Out of Range Check

Inherited Universe:

Universe: (RNTEQV2X < 200 or RNTEQV2X > 8000) AND RNTEQV2X = RESPONSE

Universe Description:

Text: * THE VALUE ENTERED IS UNUSUALLY HIGH OR LOW

PLEASE VERIFY AND IF CORRECT, ENTER ITEM LEVEL NOTE

Check Instructions: IF suppressed then set RNTE_V2X = 'A1'

Type: Soft

Skip Instructions: Suppress: Goto RENTPERD

All others, go back to RNTEQV2X

RENTPERD

Field

BSECT3BDEFGHI.BSect3I.RENTPERD

Description: Period of time rental amount covers?

Form Pane Label: Period of Time

SAS Name: RENTPERD

Tag Name: RENTPERD

Inherited Universe:

Universe: OWNYI = '300' AND VAC_SEC = Yes {1}

Universe Description: This is an other/vacation home and property was rented by someone outside your household or available to be rented

Question Text: * [Ask if not already stated.](#)

What period of time does this rental amount cover?

Type: Enumerated

Length: 1

Answer List: TRentper

Value:	Mnemonic:	Description:
1	Week	Week
2	Month	Month
3	Quarter	Quarter
4	Specify	Other specify

- Don't Know
- Refuse
- Empty

- On Input
- On Output

Array:

Skip Instructions: 1-3,DK,RF: Goto RENTUTIL

4: Goto RNPEROTH

Instrument SAS Name: RENTPERD

Destination Data Set: EOPI

Sponsor Field Type: C

Report Section: 03I

Date Implemented (YYYY-MM-DD): April 2007

RNPEROTH

Field

BSECT3BDEFGHI.BSect3I.RNPEROTH

Description: Specify

Form Pane Label: Specify

SAS Name: RNPEROTH

Tag Name: RNPEROTH

Inherited Universe:

Universe: RENTPERD = Specify {4}

Universe Description:

Question Text: * Specify:

Type: String

Length: 30

- Don't Know
- Refuse
- Empty

- On Input
- On Output

Array:

Skip Instructions: Goto RENTUTIL

Instrument SAS Name: RNPEROTH

Destination Data Set: EOPI

Sponsor Field Type: C

Report Section: 03I

Date Implemented (YYYY-MM-DD): April 2007

Field

RENTUTIL
BSECT3BDEFGHI.BSect3I.RENTUTIL

Description: Does this amount include utilities?

Form Pane Label: Utilities included

SAS Name: RENTUTIL

Tag Name: RENTUTIL

Inherited Universe:

Universe: OWNYI = '300' AND VAC_SEC = Yes {1}

Universe Description: This is an other/vacation home and property was rented by someone outside your household or available to be rented

Question Text: Does this amount include utilities?

Type: Enumerated

Length: 1

Answer List: TYesNo

Value:	Mnemonic:	Description:
1	Yes	Yes
2	No	No

- Don't Know
- Refuse
- Empty

- On Input
- On Output

Array:

Skip Instructions: Goto PROPVALX

Instrument SAS Name: RENTUTIL

Destination Data Set: EOPI

Sponsor Field Type: C

Report Section: 03I

Date Implemented (YYYY-MM-DD): April 2007

Field

RNTEQVX
BSECT3BDEFGHI.BSect3I.RNTEQVX

Description: Monthly Rent Estimate

Form Pane Label: Monthly Rent Estimate

SAS Name: RNTEQVX

Tag Name: RNTEQVX

Inherited Universe:

Universe: OWNYI = '100' OR (OWNYI = '300' AND (VAC_SEC = No {2} or VAC_SEC = NONRESPONSE))

Universe Description: Property is the sample unit or
Property is an other/vacation home and NOT rented by someone outside your household or NOT available to be rented

Question Text: If someone were to rent this ^Fill_RNTEQVX how much do you think it would rent for monthly, unfurnished and without utilities?

Fills: Fill_RNTEQVX

Instructions: IF BSect3BDEFGHI.BpropertySect3B.BSNSEXP = Yes {1} OR
BSect3A1.BCurrentProps.TStillOwn.Brow.BSNSEXP = Yes {1} then fill
"entire property today, including part of the property currently being used
for business, farming, or rented"

ELSE fill "home today"

Type: Integer

Length: 7

Min: 1

Max: 999999

- Don't Know
- Refuse
- Empty

- On Input
- On Output

Store Instructions: IF RNTEQVX is in range or NONRESPONSE then set RNTEQVX_ = A1

Array:

Special Instructions: Display a \$ and comma in the entry field.

Skip Instructions: 1-999999: IF (OWNYI = 100 and entry < 300 or entry > 4000) OR
(OWNYI = 200 and entry < 200 or entry > 4000) OR
(OWNYI = 300 and entry < 200 or entry > 8000)
then goto ERR1_RNTEQVX
ELSEIF OWNYI = 100 OR (OWNYI = 300 AND
((TIMESHAR (from 3B or 8500) = 2, DK or RF)) then goto PROPVALX
ELSE goto S3I_END

DK,RF: IF OWNYI = 100 OR (OWNYB = 300 AND
((TIMESHAR (from 3B or 8500) = 2, DK or RF)) then goto PROPVALX
ELSE goto S3I_END

Instrument SAS Name: RNTEQVX

Destination Data Set: EOPI

Sponsor Field Type: N

Report Section: 03I

Check

ERR1_RNTEQVX
BSECT3BDEFGHI.BSect3I.ERR1_RNTEQVX

Description: Out of Range Check

Inherited Universe:

Universe: [(OWNYI = '100' and (RNTEQVX < 300 or RNTEQVX > 4000)) OR
(OWNYI = '200' and (RNTEQVX < 200 or RNTEQVX > 4000)) OR
(OWNYI = '300' and (RNTEQVX < 200 or RNTEQVX > 8000))] AND
RNTEQVX = RESPONSE

Universe Description:

Text: ♦ THE VALUE ENTERED IS UNUSUALLY HIGH OR LOW

PLEASE VERIFY AND IF CORRECT, ENTER ITEM LEVEL NOTE

Check Instructions: IF suppressed then set RNTEQVX_ = 'A1'

Type: Soft

Skip Instructions: Suppress: IF OWNYI = 100 OR
(OWNYI = 300 and 8500.TIMESHAR/TIMESHAR = 2,
DK or RF) then goto PROPVALX
ELSE goto S3I_END

All others, go back to RNTEQVX

PROPVALX

Field

BSECT3BDEFGHI.BSect3I.PROPVALX

Description: Property Value

Form Pane Label: Property Value

SAS Name: PROPVALX

Tag Name: PROPVALX

Inherited Universe:

Universe: OWNYI = '100' OR (OWNYI = '300' AND TIMESHAR (from 3B or 8500) = 2, DK or RF)

Universe Description: Sample unit or (vacation/2nd home and not a timeshare)

Question Text: About how much do you think this property would sell for on today's market?

Type: Integer

Length: 9

Min: 0

Max: 99999999

- Don't Know
- Refuse
- Empty

- On Input
- On Output

Store Instructions: IF PROPVALX is in range or NONRESPONSE then set PROP_ALX = EMPTY

Array:

Special Instructions: Display a \$ and comma in the entry field

Skip Instructions: 0-99999999: IF (OWNYI = 100 and entry < 1000 or entry > 1000000) OR
(OWNYI = 300 and entry < 3000 or entry > 800000) OR
(PROPVALX > RNTEQVX*1000) OR (PROPVALX < ORGMRTX*0.5) then
goto ERR1_PROPVALX
ELSE goto S3I_END

DK,RF: Goto S3I_END

Instrument SAS Name: PROPVALX

Destination Data Set: EOPI

Sponsor Field Type: N

Report Section: 03I

Date Implemented (YYYY-MM-DD): April 2007

ERR1_PROPVALX

BSECT3BDEFGHI.BSect3I.ERR1_PROPVALX

Check

Description: Out of Range Check

Inherited Universe:

Universe: [(OWNYI = '100' and (PROPVALX < 1000 or PROPVALX > 1000000)) OR
(OWNYI = '300' and (PROPVALX < 3000 or PROPVALX > 800000)) OR
(PROPVALX > RNTEQVX*1000) OR (PROPVALX < ORGMRTX*0.5)] AND
PROPVALX RESPONSE AND ORGMRTX = RESPONSE

Universe Description:

Text: * THE VALUE ENTERED IS UNUSUALLY HIGH OR LOW

PLEASE VERIFY AND IF CORRECT, ENTER ITEM LEVEL NOTE

Check Instructions: IF suppressed then set PROP_ALX = 'A1'

Type: Soft

Skip Instructions: Suppress: Goto S3I_END

All others, go back to PROPVALX

Field

RNTEQV3X
BSECT3BDEFGHI.BSect3I.RNTEQV3X

Description: Weekly rent estimate for timeshare?

Form Pane Label: Weekly Rent Estimate

SAS Name: RNTEQV3X

Tag Name: RNTEQV3X

Inherited Universe:

Universe: OWNYI = '300' AND (TIMESHAR (from 3B or 8500) = Yes {1})

Universe Description: Property is a timeshare other/vacation home

Question Text: If you were to rent this timeshare today to someone else, instead of using it yourself, how much would it rent for weekly?

Type: Integer

Length: 6

Min: 1

Max: 99999

Don't Know

Refuse

Empty

On Input

On Output

Store Instructions: IF RNTEQV3X is in range or NONRESPONSE then set RNTE_V3X = EMPTY

Array:

Special Instructions: Display a \$ and comma in the entry field.

Skip Instructions: 1-99999: IF entry < 200 or entry > 8000 then goto ERR1_RNTEQV3X
ELSE goto PRPVAL2X

DK,RF: Goto PRPVAL2X

Instrument SAS Name: RNTEQV3X

Destination Data Set: EOPI

Sponsor Field Type: N

Report Section: 03I

Date Implemented (YYYY-MM-DD): April 2007

Check

ERR1_RNTEQV3X
BSECT3BDEFGHI.BSect3I.ERR1_RNTEQV3X

Description: Out of Range Check

Inherited Universe:

Universe: (RNTEQV3X < 200 or RNTEQV3X > 8000) AND RNTEQV3X = RESPONSE

Universe Description:

Text: * THE VALUE ENTERED IS UNUSUALLY HIGH OR LOW

PLEASE VERIFY AND IF CORRECT, ENTER ITEM LEVEL NOTE

Check Instructions: IF suppressed then set RNTE_V3X_ = 'A1'

Type: Soft

Skip Instructions: Suppress: Goto PRPVAL2X

All others, go back to RNTEQV3X

PRPVAL2X

Field

BSECT3BDEFGHI.BSect3I.PRPVAL2X

Description: Timeshare Property Value

Form Pane Label: Timeshare Property Value

SAS Name: PRPVAL2X

Tag Name: PRPVAL2X

Inherited Universe:

Universe: OWNYI = '300' AND (TIMESHAR (from 3B or 8500) = Yes {1})

Universe Description: Property is a timeshare other/vacation home

Question Text: If you were able to sell this timeshare, about how much do you think it would sell for on today's market?

Type: Integer

Length: 9

Min: 0

Max: 99999999

Don't Know

Refuse

Empty

On Input

On Output

Store Instructions: IF PRPVL2X is in range or NONRESPONSE then set PRPV_L2X = EMPTY

Array:

Special Instructions: Display a \$ and comma in the entry field

Skip Instructions: 0-99999999: IF OWNYI = 300 and entry < 3000 or entry > 800000 OR (PRPVAL2X > RNTEQV3X*1000)
then goto ERR1_PRPVAL2X
ELSE goto S3I_END

DK,RF: Goto S3I_END

Instrument SAS Name: PRPVAL2X

Destination Data Set: EOPI

Sponsor Field Type: N

Report Section: 03I

Date Implemented (YYYY-MM-DD): April 2007

ERR1_PRPVAL2X

Check

BSECT3BDEFGHI.BSect3I.ERR1_PRPVAL2X

Description: Out of Range Check

Inherited Universe:

Universe: [(PRPVAL2X < 3000 or PRPVAL2X > 800000) OR
(PRPVAL2X > RNTEQV3X*1000)]
AND PRPVAL2X = RESPONSE AND RNTEQV3X = RESPONSE

Universe Description:

Text: ♦ THE VALUE ENTERED IS UNUSUALLY HIGH OR LOW

PLEASE VERIFY AND IF CORRECT, ENTER ITEM LEVEL NOTE

Check Instructions: If suppressed then set PRPV_L2X = 'A1'

Type: Soft

Skip Instructions: Suppress: Goto S31_END

All others, go back to PRPVAL2X

Field

S3I_END
BSECT3BDEFGHI.BSect3I.S3I_END

Description: End of Section 3I

Form Pane Label:

SAS Name:

Tag Name:

Inherited Universe:

Universe:

Universe Description:

Question Text:

Type: Classification

Length: 0

- Don't Know
- Refuse
- Empty

- On Input
- On Output

Store Instructions: Set record origin and record status

Set OPI_STAT = '1'

Set OPI_ORIG = '1'

Array:

Skip Instructions: Goto Section 3B for the next new property.

If no more new properties then exit the block and goto Set_Sectcomp

Report Section: 03I

PROP_NOI

Field

BSECT3BDEFGHI.BSect3I.PROP_NOI

Description: Property number

Form Pane Label:

SAS Name: PROP_NOI

Tag Name:

Inherited Universe:

Universe:

Universe Description:

Question Text:

Type: String

Length: 2

- Don't Know
- Refuse
- Empty

- On Input
- On Output

Array:

Special Instructions: NOTE: See 3I Block for how to set this field

Valid Values: 1-99

Instrument SAS Name: PROP_NOI

Destination Data Set: EOPI

Sponsor Field Type: C

Report Section: 03I

Field

OWNYI
BSECT3BDEFGHI.BSect3I.OWNYI

Description: Property code

Form Pane Label:

SAS Name: OWNYI

Tag Name:

Inherited Universe:

Universe:

Universe Description:

Question Text:

Type: String

Length: 3

- Don't Know
- Refuse
- Empty

- On Input
- On Output

Array:

Special Instructions: NOTE: See 3I block for how to set this field

Valid Values: 100, 200, 300, 400, 600

Instrument SAS Name: OWNYI

Destination Data Set: EOPI

Sponsor Field Type: C

Report Section: 03I

COOPRG01

Field

BSECT3BDEFGHI.BSect3I.COOPRG01

Description: Repayments of loans by coop

Form Pane Label:

SAS Name: COOPRG01

Tag Name:

Inherited Universe:

Universe:

Universe Description:

Question Text:

Type: String

Length: 2

- Don't Know
- Refuse
- Empty

- On Input
- On Output

Array:

Special Instructions: NOTE: Set in processing in the BLS Edit Specification

Valid Values: 01 = Repayments of loans by coop

98 = Refused

99 = Don't know

Instrument SAS Name: COOPRG01

Destination Data Set: EOPI

Sponsor Field Type: C

Report Section: 03I

Field

COOPRG02
BSECT3BDEFGHI.BSect3I.COOPRG02

Description: Property taxes

Form Pane Label:

SAS Name: COOPRG02

Tag Name:

Inherited Universe:

Universe:

Universe Description:

Question Text:

Type: String

Length: 2

- Don't Know
- Refuse
- Empty

- On Input
- On Output

Array:

Special Instructions: NOTE: Set in processing in the BLS Edit Specification

Valid Values: 02 = Property Taxes

98 = Refused

99 = Don't know

Instrument SAS Name: COOPRG02

Destination Data Set: EOPI

Sponsor Field Type: C

Report Section: 03I

COOPRG03

Field

BSECT3BDEFGHI.BSect3I.COOPRG03

Description: Property insurance

Form Pane Label:

SAS Name: COOPRG03

Tag Name:

Inherited Universe:

Universe:

Universe Description:

Question Text:

Type: String

Length: 2

- Don't Know
- Refuse
- Empty

- On Input
- On Output

Array:

Special Instructions: NOTE: Set in processing in the BLS Edit Specification

Valid Values: 03 = Property Insurance

98 = Refused

99 = Don't know

Instrument SAS Name: COOPRG03

Destination Data Set: EOPI

Sponsor Field Type: C

Report Section: 03I

Field

COOPRG04
BSECT3BDEFGHI.BSect3I.COOPRG04

Description: Management

Form Pane Label:

SAS Name: COOPRG04

Tag Name:

Inherited Universe:

Universe:

Universe Description:

Question Text:

Type: String

Length: 2

- Don't Know
- Refuse
- Empty

- On Input
- On Output

Array:

Special Instructions: NOTE: Set in processing in the BLS Edit Specification

Valid Values: 04 = Management

98 = Refused

99 = Don't know

Instrument SAS Name: COOPRG04

Destination Data Set: EOPI

Sponsor Field Type: C

Report Section: 03I

COOPRG05

Field

BSECT3BDEFGHI.BSect3I.COOPRG05

Description: Repairs

Form Pane Label:

SAS Name: COOPRG05

Tag Name:

Inherited Universe:

Universe:

Universe Description:

Question Text:

Type: String

Length: 2

- Don't Know
- Refuse
- Empty

- On Input
- On Output

Array:

Special Instructions: NOTE: Set in processing in the BLS Edit Specification

Valid Values: 05 = Repairs

98 = Refused

99 = Don't know

Instrument SAS Name: COOPRG05

Destination Data Set: EOPI

Sponsor Field Type: C

Report Section: 03I

Field

COOPRG06
BSECT3BDEFGHI.BSect3I.COOPRG06

Description: Improvements

Form Pane Label:

SAS Name: COOPRG06

Tag Name:

Inherited Universe:

Universe:

Universe Description:

Question Text:

Type: String

Length: 2

- Don't Know
- Refuse
- Empty

- On Input
- On Output

Array:

Special Instructions: NOTE: Set in processing in the BLS Edit Specification

Valid Values: 06 = Improvements

98 = Refused

99 = Don't know

Instrument SAS Name: COOPRG06

Destination Data Set: EOPI

Sponsor Field Type: C

Report Section: 03I

COOPRG07

Field

BSECT3BDEFGHI.BSect3I.COOPRG07

Description: Recreational

Form Pane Label:

SAS Name: COOPRG07

Tag Name:

Inherited Universe:

Universe:

Universe Description:

Question Text:

Type: String

Length: 2

Don't Know

Refuse

Empty

On Input

On Output

Array:

Special Instructions: NOTE: Set in processing in the BLS Edit Specification

Valid Values: 07 = Recreational

98 = Refused

99 = Don't know

Instrument SAS Name: COOPRG07

Destination Data Set: EOPI

Sponsor Field Type: C

Report Section: 03I

Field

COOPRG08
BSECT3BDEFGHI.BSect3I.COOPRG08

Description: Security

Form Pane Label:

SAS Name: COOPRG08

Tag Name:

Inherited Universe:

Universe:

Universe Description:

Question Text:

Type: String

Length: 2

- Don't Know
- Refuse
- Empty

- On Input
- On Output

Array:

Special Instructions: NOTE: Set in processing in the BLS Edit Specification

Valid Values: 08 = Security

98 = Refused

99 = Don't know

Instrument SAS Name: COOPRG08

Destination Data Set: EOPI

Sponsor Field Type: C

Report Section: 03I

COOPRG09

Field

BSECT3BDEFGHI.BSect3I.COOPRG09

Description: Utilities

Form Pane Label:

SAS Name: COOPRG09

Tag Name:

Inherited Universe:

Universe:

Universe Description:

Question Text:

Type: String

Length: 2

- Don't Know
- Refuse
- Empty

- On Input
- On Output

Array:

Special Instructions: NOTE: Set in processing in the BLS Edit Specification

Valid Values: 09 = Utilities

98 = Refused

99 = Don't know

Instrument SAS Name: COOPRG09

Destination Data Set: EOPI

Sponsor Field Type: C

Report Section: 03I

Field

COOPRG10
BSECT3BDEFGHI.BSect3I.COOPRG10

Description: Trash

Form Pane Label:

SAS Name: COOPRG10

Tag Name:

Inherited Universe:

Universe:

Universe Description:

Question Text:

Type: String

Length: 2

Don't Know

Refuse

Empty

On Input

On Output

Array:

Special Instructions: NOTE: Set in processing in the BLS Edit Specification

Valid Values: 10 = Trash

98 = Refused

99 = Don't know

Instrument SAS Name: COOPRG10

Destination Data Set: EOPI

Sponsor Field Type: C

Report Section: 03I

COOPRG11

Field

BSECT3BDEFGHI.BSect3I.COOPRG11

Description: Other

Form Pane Label:

SAS Name: COOPRG11

Tag Name:

Inherited Universe:

Universe:

Universe Description:

Question Text:

Type: String

Length: 2

Don't Know

Refuse

Empty

On Input

On Output

Array:

Special Instructions: NOTE: Set in processing in the BLS Edit Specification

Valid Values: 11 = Other

98 = Refused

99 = Don't know

Instrument SAS Name: COOPRG11

Destination Data Set: EOPI

Sponsor Field Type: C

Report Section: 03I

Field

COOPRG12
BSECT3BDEFGHI.BSect3I.COOPRG12

Description: No payments made

Form Pane Label:

SAS Name: COOPRG12

Tag Name:

Inherited Universe:

Universe:

Universe Description:

Question Text:

Type: String

Length: 2

Don't Know

Refuse

Empty

On Input

On Output

Array:

Special Instructions: NOTE: Set in processing in the BLS Edit Specification

Valid Values: 12 = No payments

98 = Refused

99 = Don't know

Instrument SAS Name: COOPRG12

Destination Data Set: EOPI

Sponsor Field Type: C

Report Section: 03I

Date Implemented (YYYY-MM-DD): April 2011

HOCORG21

Field

BSECT3BDEFGHI.BSect3I.HOCORG21

Description: Management

Form Pane Label:

SAS Name: HOCORG21

Tag Name:

Inherited Universe:

Universe:

Universe Description:

Question Text:

Type: String

Length: 2

- Don't Know
- Refuse
- Empty

- On Input
- On Output

Array:

Special Instructions: NOTE: Set in processing in the BLS Edit Specification

Valid Values: 21 = Management

98 = Refused

99 = Don't know

Instrument SAS Name: HOCORG21

Destination Data Set: EOPI

Sponsor Field Type: C

Report Section: 03I

Field

HOCORG22
BSECT3BDEFGHI.BSect3I.HOCORG22

Description: Repairs

Form Pane Label:

SAS Name: HOCORG22

Tag Name:

Inherited Universe:

Universe:

Universe Description:

Question Text:

Type: String

Length: 2

- Don't Know
- Refuse
- Empty

- On Input
- On Output

Array:

Special Instructions: NOTE: Set in processing in the BLS Edit Specification

Valid Values: 22 = Repairs

98 = Refused

99 = Don't know

Instrument SAS Name: HOCORG22

Destination Data Set: EOPI

Sponsor Field Type: C

Report Section: 03I

HOCORG23

Field

BSECT3BDEFGHI.BSect3I.HOCORG23

Description: Improvements

Form Pane Label:

SAS Name: HOCORG23

Tag Name:

Inherited Universe:

Universe:

Universe Description:

Question Text:

Type: String

Length: 2

- Don't Know
- Refuse
- Empty

- On Input
- On Output

Array:

Special Instructions: NOTE: Set in processing in the BLS Edit Specification

Valid Values: 23 = Improvements

98 = Refused

99 = Don't know

Instrument SAS Name: HOCORG23

Destination Data Set: EOPI

Sponsor Field Type: C

Report Section: 03I

Field

HOCORG24
BSECT3BDEFGHI.BSect3I.HOCORG24

Description: Utilities

Form Pane Label:

SAS Name: HOCORG24

Tag Name:

Inherited Universe:

Universe:

Universe Description:

Question Text:

Type: String

Length: 2

- Don't Know
- Refuse
- Empty

- On Input
- On Output

Array:

Special Instructions: NOTE: Set in processing in the BLS Edit Specification

Valid Values: 24 = Utilities

98 = Refused

99 = Don't know

Instrument SAS Name: HOCORG24

Destination Data Set: EOPI

Sponsor Field Type: C

Report Section: 03I

HOCORG25

Field

BSECT3BDEFGHI.BSect3I.HOCORG25

Description: Parking

Form Pane Label:

SAS Name: HOCORG25

Tag Name:

Inherited Universe:

Universe:

Universe Description:

Question Text:

Type: String

Length: 2

- Don't Know
- Refuse
- Empty

- On Input
- On Output

Array:

Special Instructions: Set in processing in the BLS Edit Specification

Valid Values: 25 = Parking

98 = Refused

99 = Don't know

Instrument SAS Name: HOCORG25

Destination Data Set: EOPI

Sponsor Field Type: C

Report Section: 03I

Field

HOCORG26
BSECT3BDEFGHI.BSect3I.HOCORG26

Description: Recreational

Form Pane Label:

SAS Name: HOCORG26

Tag Name:

Inherited Universe:

Universe:

Universe Description:

Question Text:

Type: String

Length: 2

- Don't Know
- Refuse
- Empty

- On Input
- On Output

Array:

Special Instructions: NOTE: Set in processing in the BLS Edit Specification

Valid Values: 26 = Recreational

98 = Refused

99 = Don't know

Instrument SAS Name: HOCORG26

Destination Data Set: EOPI

Sponsor Field Type: C

Report Section: 03I

HOCORG27

Field

BSECT3BDEFGHI.BSect3I.HOCORG27

Description: Security

Form Pane Label:

SAS Name: HOCORG27

Tag Name:

Inherited Universe:

Universe:

Universe Description:

Question Text:

Type: String

Length: 2

- Don't Know
- Refuse
- Empty

- On Input
- On Output

Array:

Special Instructions: NOTE: Set in processing in the BLS Edit Specification

Valid Values: 27 = Security

98 = Refused

99 = Don't know

Instrument SAS Name: HOCORG27

Destination Data Set: EOPI

Sponsor Field Type: C

Report Section: 03I

Field

HOCORG28
BSECT3BDEFGHI.BSect3I.HOCORG28

Description: Maid services

Form Pane Label:

SAS Name: HOCORG28

Tag Name:

Inherited Universe:

Universe:

Universe Description:

Question Text:

Type: String

Length: 2

Don't Know

Refuse

Empty

On Input

On Output

Array:

Special Instructions: NOTE: Set in processing in the BLS Edit Specification

Valid Values: 28 = Maid

98 = Refused

99 = Don't know

Instrument SAS Name: HOCORG28

Destination Data Set: EOPI

Sponsor Field Type: C

Report Section: 03I

HOCORG29

Field

BSECT3BDEFGHI.BSect3I.HOCORG29

Description: Medical

Form Pane Label:

SAS Name: HOCORG29

Tag Name:

Inherited Universe:

Universe:

Universe Description:

Question Text:

Type: String

Length: 2

Don't Know

Refuse

Empty

On Input

On Output

Array:

Special Instructions: NOTE: Set in processing in the BLS Edit Specification

Valid Values: 29 = Medical

98 = Refused

99 = Don't know

Instrument SAS Name: HOCORG29

Destination Data Set: EOPI

Sponsor Field Type: C

Report Section: 03I

Field

HOCORG30
BSECT3BDEFGHI.BSect3I.HOCORG30

Description: Trash

Form Pane Label:

SAS Name: HOCORG30

Tag Name:

Inherited Universe:

Universe:

Universe Description:

Question Text:

Type: String

Length: 2

- Don't Know
- Refuse
- Empty

- On Input
- On Output

Array:

Special Instructions: NOTE: Set in processing in the BLS Edit Specification

Valid Values: 30 = Trash

98 = Refused

99 = Don't know

Instrument SAS Name: HOCORG30

Destination Data Set: EOPI

Sponsor Field Type: C

Report Section: 03I

HOCORG31

Field

BSECT3BDEFGHI.BSect3I.HOCORG31

Description: Other

Form Pane Label:

SAS Name: HOCORG31

Tag Name:

Inherited Universe:

Universe:

Universe Description:

Question Text:

Type: String

Length: 2

- Don't Know
- Refuse
- Empty

- On Input
- On Output

Array:

Special Instructions: NOTE: Set in processing in the BLS Edit Specification

Valid Values: 31 = Other

98 = Refused

99 = Don't know

Instrument SAS Name: HOCORG31

Destination Data Set: EOPI

Sponsor Field Type: C

Report Section: 03I

Field

COOPSP01
BSECT3BDEFGHI.BSect3I.COOPSP01

Description: Repayment of loans by coop

Form Pane Label:

SAS Name: COOPSP01

Tag Name:

Inherited Universe:

Universe:

Universe Description:

Question Text:

Type: String

Length: 2

- Don't Know
- Refuse
- Empty

- On Input
- On Output

Array:

Special Instructions: NOTE: Set in processing in the BLS Edit Specification

Valid Values: 01 = repayment of loans by coop

98 = Refused

99 = Don't know

Instrument SAS Name: COOPSP01

Destination Data Set: EOPI

Sponsor Field Type: C

Report Section: 03I

COOPSP02

Field

BSECT3BDEFGHI.BSect3I.COOPSP02

Description: Property taxes

Form Pane Label:

SAS Name: COOPSP02

Tag Name:

Inherited Universe:

Universe:

Universe Description:

Question Text:

Type: String

Length: 2

- Don't Know
- Refuse
- Empty

- On Input
- On Output

Array:

Special Instructions: NOTE: Set in processing in the BLS Edit Specification

Valid Values: 02 = Property Tax

98 = Refused

99 = Don't know

Instrument SAS Name: COOPSP02

Destination Data Set: EOPI

Sponsor Field Type: C

Report Section: 03I

Field

COOPSP03
BSECT3BDEFGHI.BSect3I.COOPSP03

Description: Property insurance

Form Pane Label:

SAS Name: COOPSP03

Tag Name:

Inherited Universe:

Universe:

Universe Description:

Question Text:

Type: String

Length: 2

- Don't Know
- Refuse
- Empty

- On Input
- On Output

Array:

Special Instructions: NOTE: Set in processing in the BLS Edit Specification

Valid Values: 03 = Property Insurance

98 = Refused

99 = Don't know

Instrument SAS Name: COOPSP03

Destination Data Set: EOPI

Sponsor Field Type: C

Report Section: 03I

COOPSP04

Field

BSECT3BDEFGHI.BSect3I.COOPSP04

Description: Management

Form Pane Label:

SAS Name: COOPSP04

Tag Name:

Inherited Universe:

Universe:

Universe Description:

Question Text:

Type: String

Length: 2

- Don't Know
- Refuse
- Empty

- On Input
- On Output

Array:

Special Instructions: NOTE: Set in processing in the BLS Edit Specification

Valid Values: 04 = Management

98 = Refused

99 = Don't know

Instrument SAS Name: COOPSP04

Destination Data Set: EOPI

Sponsor Field Type: C

Report Section: 03I

Field

COOPSP05
BSECT3BDEFGHI.BSect3I.COOPSP05

Description: Repairs

Form Pane Label:

SAS Name: COOPSP05

Tag Name:

Inherited Universe:

Universe:

Universe Description:

Question Text:

Type: String

Length: 2

- Don't Know
- Refuse
- Empty

- On Input
- On Output

Array:

Special Instructions: NOTE: Set in processing in the BLS Edit Specification

Valid Values: 05 = Repairs

98 = Refused

99 = Don't know

Instrument SAS Name: COOPSP05

Destination Data Set: EOPI

Sponsor Field Type: C

Report Section: 03I

COOPSP06

Field

BSECT3BDEFGHI.BSect3I.COOPSP06

Description: Improvements

Form Pane Label:

SAS Name: COOPSP06

Tag Name:

Inherited Universe:

Universe:

Universe Description:

Question Text:

Type: String

Length: 2

- Don't Know
- Refuse
- Empty

- On Input
- On Output

Array:

Special Instructions: NOTE: Set in processing in the BLS Edit Specification

Valid Values: 06 = Improvements

98 = Refused

99 = Don't know

Instrument SAS Name: COOPSP06

Destination Data Set: EOPI

Sponsor Field Type: C

Report Section: 03I

Field

COOPSP07
BSECT3BDEFGHI.BSect3I.COOPSP07

Description: Recreational

Form Pane Label:

SAS Name: COOPSP07

Tag Name:

Inherited Universe:

Universe:

Universe Description:

Question Text:

Type: String

Length: 2

Don't Know

Refuse

Empty

On Input

On Output

Array:

Special Instructions: NOTE: Set in processing in the BLS Edit Specification

Valid Values: 07 = Recreational

98 = Refused

99 = Don't know

Instrument SAS Name: COOPSP07

Destination Data Set: EOPI

Sponsor Field Type: C

Report Section: 03I

COOPSP08

Field

BSECT3BDEFGHI.BSect3I.COOPSP08

Description: Security

Form Pane Label:

SAS Name: COOPSP08

Tag Name:

Inherited Universe:

Universe:

Universe Description:

Question Text:

Type: String

Length: 2

Don't Know

Refuse

Empty

On Input

On Output

Array:

Special Instructions: NOTE: Set in processing in the BLS Edit Specification

Valid Values: 08 = Security

98 = Refused

99 = Don't know

Instrument SAS Name: COOPSP08

Destination Data Set: EOPI

Sponsor Field Type: C

Report Section: 03I

Field

COOPSP09
BSECT3BDEFGHI.BSect3I.COOPSP09

Description: Utilities

Form Pane Label:

SAS Name: COOPSP09

Tag Name:

Inherited Universe:

Universe:

Universe Description:

Question Text:

Type: String

Length: 2

- Don't Know
- Refuse
- Empty

- On Input
- On Output

Array:

Special Instructions: NOTE: Set in processing in the BLS Edit Specification

Valid Values: 09 = Utilities

98 = Refused

99 = Don't know

Instrument SAS Name: COOPSP09

Destination Data Set: EOPI

Sponsor Field Type: C

Report Section: 03I

COOPSP10

Field

BSECT3BDEFGHI.BSect3I.COOPSP10

Description: Trash

Form Pane Label:

SAS Name: COOPSP10

Tag Name:

Inherited Universe:

Universe:

Universe Description:

Question Text:

Type: String

Length: 2

- Don't Know
- Refuse
- Empty

- On Input
- On Output

Array:

Special Instructions: NOTE: Set in processing in the BLS Edit Specification

Valid Values: 10 = Trash

98 = Refused

99 = Don't know

Instrument SAS Name: COOPSP10

Destination Data Set: EOPI

Sponsor Field Type: C

Report Section: 03I

Field

COOPSP11
BSECT3BDEFGHI.BSect3I.COOPSP11

Description: Other

Form Pane Label:

SAS Name: COOPSP11

Tag Name:

Inherited Universe:

Universe:

Universe Description:

Question Text:

Type: String

Length: 2

- Don't Know
- Refuse
- Empty

- On Input
- On Output

Array:

Special Instructions: NOTE: Set in processing in the BLS Edit Specification

Valid Values: 11 = Other

98 = Refused

99 = Don't know

Instrument SAS Name: COOPSP11

Destination Data Set: EOPI

Sponsor Field Type: C

Report Section: 03I

HOCOSP01

Field

BSECT3BDEFGHI.BSect3I.HOCOSP01

Description: Management

Form Pane Label:

SAS Name: HOCOSP01

Tag Name:

Inherited Universe:

Universe:

Universe Description:

Question Text:

Type: String

Length: 2

- Don't Know
- Refuse
- Empty

- On Input
- On Output

Array:

Special Instructions: NOTE: Set in processing in the BLS Edit Specification

Valid Values: 21 = Management

98 = Refused

99 = Don't know

Instrument SAS Name: HOCOSP01

Destination Data Set: EOPI

Sponsor Field Type: C

Report Section: 03I

Field

HOCOSP02
BSECT3BDEFGHI.BSect3I.HOCOSP02

Description: Repairs

Form Pane Label:

SAS Name: HOCOSP02

Tag Name:

Inherited Universe:

Universe:

Universe Description:

Question Text:

Type: String

Length: 2

Don't Know

Refuse

Empty

On Input

On Output

Array:

Special Instructions: NOTE: Set in processing in the BLS Edit Specification

Valid Values: 22 = Repairs

98 = Refused

99 = Don't know

Instrument SAS Name: HOCOSP02

Destination Data Set: EOPI

Sponsor Field Type: C

Report Section: 03I

HOCOSP03

Field

BSECT3BDEFGHI.BSect3I.HOCOSP03

Description: Improvements

Form Pane Label:

SAS Name: HOCOSP03

Tag Name:

Inherited Universe:

Universe:

Universe Description:

Question Text:

Type: String

Length: 2

- Don't Know
- Refuse
- Empty

- On Input
- On Output

Array:

Special Instructions: NOTE: Set in processing in the BLS Edit Specification

Valid Values: 23 = Improvements

98 = Refused

99 = Don't know

Instrument SAS Name: HOCOSP03

Destination Data Set: EOPI

Sponsor Field Type: C

Report Section: 03I

Field

HOCOSP04
BSECT3BDEFGHI.BSect3I.HOCOSP04

Description: Utilities

Form Pane Label:

SAS Name: HOCOSP04

Tag Name:

Inherited Universe:

Universe:

Universe Description:

Question Text:

Type: String

Length: 2

- Don't Know
- Refuse
- Empty

- On Input
- On Output

Array:

Special Instructions: NOTE: Set in processing in the BLS Edit Specification

Valid Values: 24 = Utilities

98 = Refused

99 = Don't know

Instrument SAS Name: HOCOSP04

Destination Data Set: EOPI

Sponsor Field Type: C

Report Section: 03I

HOCOSP05

Field

BSECT3BDEFGHI.BSect3I.HOCOSP05

Description: Parking

Form Pane Label:

SAS Name: HOCOSP05

Tag Name:

Inherited Universe:

Universe:

Universe Description:

Question Text:

Type: String

Length: 2

- Don't Know
- Refuse
- Empty

- On Input
- On Output

Array:

Special Instructions: NOTE: Set in processing in the BLS Edit Specification

Valid Values: 25 = Parking

98 = Refused

99 = Don't know

Instrument SAS Name: HOCOSP05

Destination Data Set: EOPI

Sponsor Field Type: C

Report Section: 03I

Field

HOCOSP06
BSECT3BDEFGHI.BSect3I.HOCOSP06

Description: Recreational

Form Pane Label:

SAS Name: HOCOSP06

Tag Name:

Inherited Universe:

Universe:

Universe Description:

Question Text:

Type: String

Length: 2

- Don't Know
- Refuse
- Empty

- On Input
- On Output

Array:

Special Instructions: NOTE: Set in processing in the BLS Edit Specification

Valid Values: 26 = Recreational

98 = Refused

99 = Don't know

Instrument SAS Name: HOCOSP06

Destination Data Set: EOPI

Sponsor Field Type: C

Report Section: 03I

HOCOSP07

Field

BSECT3BDEFGHI.BSect3I.HOCOSP07

Description: Security

Form Pane Label:

SAS Name: HOCOSP07

Tag Name:

Inherited Universe:

Universe:

Universe Description:

Question Text:

Type: String

Length: 2

- Don't Know
- Refuse
- Empty

- On Input
- On Output

Array:

Special Instructions: NOTE: Set in processing in the BLS Edit Specification

Valid Values: 27 = Security

98 = Refused

99 = Don't know

Instrument SAS Name: HOCOSP07

Destination Data Set: EOPI

Sponsor Field Type: C

Report Section: 03I

Field

HOCOSP08
BSECT3BDEFGHI.BSect3I.HOCOSP08

Description: Maid services

Form Pane Label:

SAS Name: HOCOSP08

Tag Name:

Inherited Universe:

Universe:

Universe Description:

Question Text:

Type: String

Length: 2

- Don't Know
- Refuse
- Empty

- On Input
- On Output

Array:

Special Instructions: NOTE: Set in processing in the BLS Edit Specification

Valid Values: 28 = Maid
98 = Refused
99 = Don't know

Instrument SAS Name: HOCOSP08

Destination Data Set: EOPI

Sponsor Field Type: C

Report Section: 03I

HOCOSP09

Field

BSECT3BDEFGHI.BSect3I.HOCOSP09

Description: Medical

Form Pane Label:

SAS Name: HOCOSP09

Tag Name:

Inherited Universe:

Universe:

Universe Description:

Question Text:

Type: String

Length: 2

- Don't Know
- Refuse
- Empty

- On Input
- On Output

Array:

Special Instructions: NOTE: Set in processing in the BLS Edit Specification

Valid Values: 29 = Medical

98 = Refused

99 = Don't know

Instrument SAS Name: HOCOSP09

Destination Data Set: EOPI

Sponsor Field Type: C

Report Section: 03I

Field

HOCOSP10
BSECT3BDEFGHI.BSect3I.HOCOSP10

Description: Trash

Form Pane Label:

SAS Name: HOCOSP10

Tag Name:

Inherited Universe:

Universe:

Universe Description:

Question Text:

Type: String

Length: 2

Don't Know

Refuse

Empty

On Input

On Output

Array:

Special Instructions: NOTE: Set in processing in the BLS Edit Specification

Valid Values: 30 = Trash

98 = Refused

99 = Don't know

Instrument SAS Name: HOCOSP10

Destination Data Set: EOPI

Sponsor Field Type: C

Report Section: 03I

HOCOSP11

Field

BSECT3BDEFGHI.BSect3I.HOCOSP11

Description: Other

Form Pane Label:

SAS Name: HOCOSP11

Tag Name:

Inherited Universe:

Universe:

Universe Description:

Question Text:

Type: String

Length: 2

- Don't Know
- Refuse
- Empty

- On Input
- On Output

Array:

Special Instructions: NOTE: Set in processing in the BLS Edit Specification

Valid Values: 11 = Other

98 = Refused

99 = Don't know

Instrument SAS Name: HOCOSP11

Destination Data Set: EOPI

Sponsor Field Type: C

Report Section: 03I

Field

GRND_NTX
BSECT3BDEFGHI.BSect3I.GRND_NTX

Description: Range edit flag for GRNDRNTX

Form Pane Label:

SAS Name: GRND_NTX

Tag Name:

Inherited Universe:

Universe:

Universe Description:

Question Text:

Type: String

Length: 2

- Don't Know
- Refuse
- Empty

- On Input
- On Output

Array:

Special Instructions: NOTE: See ERR1_GRNDRNTX for how to set this field

Valid Values: A1 = Range edit failed
(ERR1 check was suppressed)

Blank = Range edit passed

Instrument SAS Name: GRND_NTX

Destination Data Set: EOPI

Sponsor Field Type: C

Report Section: 03I

Sponsor Edits: FLAG

MGOT_PYX

Field

BSECT3BDEFGHI.BSect3I.MGOT_PYX

Description: Range edit flag for MGOTHPYX

Form Pane Label:

SAS Name: MGOT_PYX

Tag Name:

Inherited Universe:

Universe:

Universe Description:

Question Text:

Type: String

Length: 2

- Don't Know
- Refuse
- Empty

- On Input
- On Output

Array:

Special Instructions: NOTE: See ERR1_MGOTHPYX for how to set this field

Valid Values: A1 = Range edit failed
(ERR1 check was suppressed)

Blank = Range edit passed

Instrument SAS Name: MGOT_PYX

Destination Data Set: EOPI

Sponsor Field Type: C

Report Section: 03I

Sponsor Edits: FLAG

Field

MGOT_ERX
BSECT3BDEFGHI.BSect3I.MGOT_ERX

Description: Range edit flag for MGOTHERX

Form Pane Label:

SAS Name: MGOT_ERX

Tag Name:

Inherited Universe:

Universe:

Universe Description:

Question Text:

Type: String

Length: 2

Don't Know

Refuse

Empty

On Input

On Output

Array:

Special Instructions: NOTE: See ERR1_MGOTHERX for how to set this field

Valid Values: A1 = Range edit failed
(ERR1 check was suppressed)

Blank = Range edit passed

Instrument SAS Name: MGOT_ERX

Destination Data Set: EOPI

Sponsor Field Type: C

Report Section: 03I

Sponsor Edits: FLAG

SPECLX_
BSECT3BDEFGHI.BSect3I.SPECLX_

Field

Description: Range edit flag for SPECLX

Form Pane Label:

SAS Name: SPECLX_

Tag Name:

Inherited Universe:

Universe:

Universe Description:

Question Text:

Type: String

Length: 2

Don't Know

Refuse

Empty

On Input

On Output

Array:

Special Instructions: NOTE: See ERR1_SPECLX for how to set this field

Valid Values: A1 = Range edit failed
(ERR1 check was suppressed)

Blank = Range edit passed

Instrument SAS Name: SPECLX_

Destination Data Set: EOPI

Sponsor Field Type: C

Report Section: 03I

Sponsor Edits: FLAG

Field

ASSESSX_
BSECT3BDEFGHI.BSect3I.ASSESSX_

Description: Range edit flag for ASSESSX

Form Pane Label:

SAS Name: ASSESSX_

Tag Name:

Inherited Universe:

Universe:

Universe Description:

Question Text:

Type: String

Length: 2

Don't Know

Refuse

Empty

On Input

On Output

Array:

Special Instructions: NOTE: See ERR1_A SSESSX for how to set this field

Valid Values: A1 = Range edit failed
(ERR1 check was suppressed)

Blank = Range edit passed

Instrument SAS Name: ASSESSX_

Destination Data Set: EOPI

Sponsor Field Type: C

Report Section: 03I

Sponsor Edits: FLAG

RNTEQVX_

Field

BSECT3BDEFGHI.BSect3I.RNTEQVX_

Description: Range edit flag for RNTEQVX**Form Pane Label:****SAS Name:** RNTEQVX_**Tag Name:****Inherited Universe:****Universe:****Universe Description:****Question Text:****Type:** String**Length:** 2 Don't Know Refuse Empty On Input On Output**Array:** **Special Instructions:** NOTE: See ERR1_RNTEQVX for how to set this fieldValid Values: A1 = Range edit failed
(ERR1 check was suppressed)

Blank = Range edit passed

Instrument SAS Name: RNTEQVX_**Destination Data Set:** EOPI**Sponsor Field Type:** C**Report Section:** 03I**Sponsor Edits:** FLAG

Field

RNTE_V2X
BSECT3BDEFGHI.BSect3I.RNTE_V2X

Description: Range edit flag for RNTEQV2X

Form Pane Label:

SAS Name: RNTE_V2X

Tag Name:

Inherited Universe:

Universe:

Universe Description:

Question Text:

Type: String

Length: 2

- Don't Know
- Refuse
- Empty

- On Input
- On Output

Array:

Special Instructions: NOTE: See ERR1_RNTEQV2X for how to set this field

Valid Values: A1 = Range edit failed
(ERR1 check was suppressed)

Blank = Range edit passed

Instrument SAS Name: RNTE_V2X

Destination Data Set: EOPI

Sponsor Field Type: C

Report Section: 03I

Date Implemented (YYYY-MM-DD): April 2007

Sponsor Edits: FLAG

Field

RNTE_V3X
BSECT3BDEFGHI.BSect3I.RNTE_V3X

Description: Range edit flag for RNTEQV3X

Form Pane Label:

SAS Name: RNTE_V3X

Tag Name:

Inherited Universe:

Universe:

Universe Description:

Question Text:

Type: String

Length: 2

Don't Know

Refuse

Empty

On Input

On Output

Array:

Special Instructions: NOTE: See ERR1_RNTEQV3X for how to set this field

Valid Values: A1 = Range edit failed
(ERR1 check was suppressed)

Blank = Range edit passed

Instrument SAS Name: RNTE_V3X

Destination Data Set: EOPI

Sponsor Field Type: C

Report Section: 03I

Date Implemented (YYYY-MM-DD): April 2007

Sponsor Edits: FLAG

Field

PROP_ALX
BSECT3BDEFGHI.BSect3I.PROP_ALX

Description: Range edit flag for PROPVALX

Form Pane Label:

SAS Name: PROP_ALX

Tag Name:

Inherited Universe:

Universe:

Universe Description:

Question Text:

Type: String

Length: 2

- Don't Know
- Refuse
- Empty

- On Input
- On Output

Array:

Special Instructions: NOTE: See ERR1_PROPVALX for how to set this field

Valid Values: A1 = Range edit failed
(ERR1 check was suppressed)

Blank = Range edit passed

Instrument SAS Name: PROP_ALX

Destination Data Set: EOPI

Sponsor Field Type: C

Report Section: 03I

Date Implemented (YYYY-MM-DD): April 2007

Sponsor Edits: FLAG

Field

PRPV_L2X
BSECT3BDEFGHI.BSect3I.PRPV_L2X

Description: Range edit flag for PRPVAL2X

Form Pane Label:

SAS Name: PRPV_L2X

Tag Name:

Inherited Universe:

Universe:

Universe Description:

Question Text:

Type: String

Length: 2

- Don't Know
- Refuse
- Empty

- On Input
- On Output

Array:

Special Instructions: NOTE: See ERR1_PRPVAL2X for how to set this field

Valid Values: A1 = Range edit failed
(ERR1 check was suppressed)

Blank = Range edit passed

Instrument SAS Name: PRPV_L2X

Destination Data Set: EOPI

Sponsor Field Type: C

Report Section: 03I

Date Implemented (YYYY-MM-DD): April 2007

Sponsor Edits: FLAG

Field

OPI_STAT
BSECT3BDEFGHI.BSect3I.OPI_STAT

Description: Record status

Form Pane Label:

SAS Name: REC_STAT

Tag Name:

Inherited Universe:

Universe:

Universe Description:

Question Text:

Type: String

Length: 1

- Don't Know
- Refuse
- Empty

- On Input
- On Output

Array:

Special Instructions: NOTE: See S3I_END for how to set this field

Valid Values: 1 = Active Record

Instrument SAS Name: OPI_STAT

Destination Data Set: EOPI

Sponsor Field Type: C

Report Section: 03I

OPI_ORIG

Field

BSECT3BDEFGHI.BSect3I.OPI_ORIG

Description: Record origin

Form Pane Label:

SAS Name: REC_ORIG

Tag Name:

Inherited Universe:

Universe:

Universe Description:

Question Text:

Type: String

Length: 1

Don't Know

Refuse

Empty

On Input

On Output

Array:

Special Instructions: NOTE: See S3I_END for how to set this field

Valid Values: 1 = Data from current month interview

Instrument SAS Name: OPI_ORIG

Destination Data Set: EOPI

Sponsor Field Type: C

Report Section: 03I

Field

Set_SectComp
Set_SectComp

Description: End of Section 3 - Set Complete flag

Form Pane Label:

SAS Name:

Tag Name:

Inherited Universe:

Universe:

Universe Description: All

Question Text:

Type: Classification

Length: 0

- Don't Know
- Refuse
- Empty

- On Input
- On Output

Array:

Special Instructions: If INTNMBR = 1 or NEWCU = 1 AND there are no more new properties (Or NO properties) then set the section complete flag. (Store "Yes" in SECTCOMP(3))

If INTNMBR = 2-4 And NEWCU <> 1 and there were previously reported properties then:

If all appropriate properties on the inventory grid have been updated AND PURPROP is on the path, AND there are no more new properties (Or NO new properties) then set the section complete flag

If INTNMBR = 2-4 And NEWCU <> 1 and there were NO previously reported properties then:

If there are no more new properties (Or No new properties) then set the section complete flag

Skip Instructions: If OWNED = 1 then exit the block and goto ANYRENT

ELSE exit the block and goto Section 4 - BSECTION4

Report Section: 03I

Block

bValidProps
bValidProps

Description: Block that contains all the "valid/good" properties. New and inventory

Tab Name:

Fly Over Name:

Universe Type: If

Inherited Universe:

Universe: Section 3 is complete

Universe Description:

Array:

Block Instructions: Store the 1st "good" property in ValidProps[1], the 2nd "good" property in ValidProps[2], etc..
(ValidProps numbers will not necessarily line up with the Property Number.)

NOTE: a "Good" property can be a new property (BSect3BDEFGHI.BPropertySect3B) or returning property (bSect3A1.bCurrentProps/bPropInventory)
WHERE: OPB_STAT <> 3 and PROPDESC <> 888 or EMPTY AND:
OWNYB = 100 - Sample unit {List regardless of business percent.}
OWNYB = 200 - Former Home AND NOT 100 percent business
OWNYB = 300 - 2nd home AND NOT 100 percent business
OWNYB = 400 - Unimproved Land AND NOT 100 percent business
OWNYB = 600 - Business property AND NOT 100 percent business {This is needed for CRMPROPI fill in section 5A}

Store_Properties

Field

bValidProps.Store_Properties

Description: Instructions for setting the variables in this block.

Form Pane Label:

SAS Name:

Tag Name:

Inherited Universe:

Universe:

Universe Description:

Question Text:

Type: Classification

Length: 0

- Don't Know
- Refuse
- Empty

- On Input
- On Output

Store Instructions: Returning (Inventory) properties:

```
Loop through all the properties from the SCIF. I = 1-20
IF bSect3A1.bPropInventory[I].IOPBSTAT <> 3 AND
  bSect3A1.bPropInventory[I].I_PropDes <> EMPTY AND
  bSect3A1.bPropInventory[I].I_PropDes <> '888' AND
  (bSect3A1.bPropInventory[I].I_OWNYB = '100' or
  (bSect3A1.bPropInventory[I].I_OWNYB <> '100' and
  bSect3A1.bCurrentProps[I].TStillOwn.Brow.OBSNSZBA <> 100)) THEN
  ValidProps[#].PropDesc := Sect3A1.bPropInventory[I].I_PropDes
  ValidProps[#].PropNum := Sect3A1.bPropInventory[I].IPROP_NOB
  ValidProps[#].OWNYB := Sect3A1.bPropInventory[I].I_OWNYB
  IF Sect3A1.bPropInventory[1-20].IOPBSTAT <> EMPTY THEN
    ValidProps[#].Ownstat := PrevOwn
  ELSE ValidProps[#].Ownstat := NewProp
  ENDIF
ENDIF
```

New Properties:

Loop through all the new properties: J = 1-20


```
IF BSect3BDEFGHI[J].BPropertySect3B.PROPDESC <> '888' AND
BSect3BDEFGHI[J].BPropertySect3B.PROPDESC <> EMPTY AND
(BSect3BDEFGHI[J].BPropertySect3B.OWNYB = '~100' or
(BSect3BDEFGHI[J].BPropertySect3B.OWNYB <> '~100' and
BSect3BDEFGHI[J].BPropertySect3B.OBSNSZB <> 100)) THEN
  ValidProps[#].PropDesc := BSect3BDEFGHI[J].BPropertySect3B.PROPDESC
  ValidProps[#].PropNum := BSect3BDEFGHI[J].BPropertySect3B.PROPNUM
  ValidProps[#].Ownstat := BSect3BDEFGHI[J].BPropertySect3B.OWNSTAT
  ValidProps[#].OWNYB := BSect3BDEFGHI[J].BPropertySect3B.OWNYB
ENDIF
```

Array:

Propdesc

Field

bValidProps.Propdesc

Description: Property Description

Form Pane Label:

SAS Name:

Tag Name:

Inherited Universe:

Universe:

Universe Description:

Question Text:

Type: String

Length: 52

Don't Know

Refuse

Empty

On Input

On Output

Array:

Field

PropNum
bValidProps.PropNum

Description: Property Number

Form Pane Label:

SAS Name:

Tag Name:

Inherited Universe:

Universe:

Universe Description:

Question Text:

Type: Integer

Length: 3

Min: 1

Max: 99

Don't Know

Refuse

Empty

On Input

On Output

Array:

Ownstat

Field

bValidProps.Ownstat

Description: Ownership status

Form Pane Label:

SAS Name:

Tag Name:

Inherited Universe:

Universe:

Universe Description:

Question Text:

Type: Integer

Length: 1

Min: 1

Max: 5

Don't Know

Refuse

Empty

On Input

On Output

Array:

Special Instructions: Valid Values:

- 1 New property
- 2 New property, no longer owned (Disposed of)
- 3 Previously reported property - Still own
- 4 Previously reported property - disposed of
- 5 100% business

Field

OWNYB
bValidProps.OWNYB

Description: Property code

Form Pane Label:

SAS Name:

Tag Name:

Inherited Universe:

Universe:

Universe Description:

Question Text:

Type: String

Length: 3

- Don't Know
- Refuse
- Empty

- On Input
- On Output

Array:

ANYRENT

ANYRENT

Field

Description: Any rented houses or apartments

Form Pane Label: Any Rental Properties

SAS Name: ANYRENT

Tag Name: ANYRENT

Inherited Universe:

Universe: OWNED = 1 AND section 3 = complete

Universe Description:

Question Text: Since the first of ^REF_MONTH have ^YOU_ANYMEM rented any houses, apartments, or temporary living quarters NOT used entirely for business or vacation?

✦ Do NOT include college or university regulated housing.

Fills: REF_MONTH

Instructions: Set REF_MONTH = 3 months before the interview.
Calculated by taking the INTPER from record type 10 to come up with the base month to start from.

Fills: YOU_ANYMEM

Instructions: IF NUMHOUSE = 1 then fill "you"
ELSE fill "you or any members of your household"

Type: Enumerated

Length: 1

Answer List: TYesNo

Value:	Mnemonic:	Description:
1	Yes	Yes
2	No	No

- Don't Know
- Refuse
- Empty

On Input

On Output

Store Instructions: 1. If entry of 2, DK or RF then set section 2 complete flag. (Store "Yes" in SECTCOMP(2))

2. When ANYRENT = 1, set SAMP_UN = 2 for this property

Array:

Skip Instructions: 1: Goto RENTX1

2,DK,RF: Goto Section 4

Instrument SAS Name: ANYRENT

Destination Data Set: ERNT

Sponsor Field Type: N

Report Section: 03

EOPA_Fields

EOPA_Fields

Block

Description: Documentation for BLS

Tab Name:

Fly Over Name:

Universe Type: If

Inherited Universe:

Universe:

Universe Description:

Array:

Block Instructions: The fields in this block are just for documentation on the control file for BLS. (At BLS's request, all datasets sent to BLS should be documented on the control file.) The processing programs do not use any of the information about the fields in this block.

Field

PROP_NOA
EOPA_Fields.PROP_NOA

Description: Property number for loan

Form Pane Label:

SAS Name:

Tag Name:

Inherited Universe:

Universe:

Universe Description:

Question Text:

Type: String

Length: 2

- Don't Know
- Refuse
- Empty

- On Input
- On Output

Array:

Special Instructions: Valid Values: 1-99

Destination Data Set: EOPA

Report Section: 03A

OWNYA

Field

EOPA_Fields.OWNYA

Description: Property code

Form Pane Label:

SAS Name:

Tag Name:

Inherited Universe:

Universe:

Universe Description:

Question Text:

Type: String

Length: 3

- Don't Know
- Refuse
- Empty

- On Input
- On Output

Array:

Special Instructions: Valid Values: 100 = Sample Unit
200 = Former Home
300 = Vacation home
400 = Land with no building on it
600 = Residential business property

Destination Data Set: EOPA

Report Section: 03A

Field

STILOWN
EOPA_Fields.STILOWN

Description: Still own property

Form Pane Label:

SAS Name:

Tag Name:

Inherited Universe:

Universe:

Universe Description: This is a "good" property. (Not previously deleted.)

Question Text:

Type: String

Length: 1

Don't Know

Refuse

Empty

On Input

On Output

Array:

Special Instructions: Valid Value:

1 = Yes

2 = No

F = Don't Know

R = Refused

Destination Data Set: EOPA

Report Section: 03A

BSNSEXPA

Field

EOPA_Fields.BSNSEXPA

Description: Any business expenses for this property

Form Pane Label:

SAS Name:

Tag Name:

Inherited Universe:

Universe:

Universe Description:

Question Text:

Type: String

Length: 1

Don't Know

Refuse

Empty

On Input

On Output

Array:

Special Instructions: Valid Value:

1 = Yes

2 = No

F = Don't Know

R = Refused

Destination Data Set: EOPA

Report Section: 03A

Field

OBSNSZBA
EOPA_Fields.OBSNSZBA

Description: Percent of property expenses deducted for business

Form Pane Label:

SAS Name:

Tag Name:

Inherited Universe:

Universe:

Universe Description:

Question Text:

Type: Real / decimal

Length: 8

Min: 0.00

Max: 1.00

Don't Know

Refuse

Empty

On Input

On Output

Array:

Destination Data Set: EOPA

Report Section: 03A

REC_STAT
EOPA_Fields.REC_STAT

Field

Description: Record status

Form Pane Label:

SAS Name:

Tag Name:

Inherited Universe:

Universe:

Universe Description:

Question Text:

Type: String

Length: 1

- Don't Know
- Refuse
- Empty

- On Input
- On Output

Array:

Special Instructions: Valid Values: 1 = Active Record
3 = Inactive Record

Destination Data Set: EOPA

Report Section: 03A

Field

REC_ORIG
EOPA_Fields.REC_ORIG

Description: Record origin

Form Pane Label:

SAS Name:

Tag Name:

Inherited Universe:

Universe:

Universe Description:

Question Text:

Type: String

Length: 1

- Don't Know
- Refuse
- Empty

- On Input
- On Output

Array:

Special Instructions: Valid Values: 1 = data from current month interview

Destination Data Set: EOPA

Report Section: 03A

EOPJ_Fields

EOPJ_Fields

Block

Description: Documentation for BLS

Tab Name:

Fly Over Name:

Universe Type: If

Inherited Universe:

Universe:

Universe Description:

Array:

Block Instructions: The fields in this block are just for documentation on the control file for BLS. (At BLS's request, all datasets sent to BLS should be documented on the control file.) The processing programs do not use any of the information about the fields in this block.

Field

PROP_NOJ
EOPJ_Fields.PROP_NOJ

Description: Property Number

Form Pane Label:

SAS Name:

Tag Name:

Inherited Universe:

Universe:

Universe Description:

Question Text:

Type: String

Length: 2

- Don't Know
- Refuse
- Empty

- On Input
- On Output

Array:

Special Instructions: Valid Values: 01-99

Destination Data Set: EOPJ

Report Section: 03A

LOANTYPJ
EOPJ_Fields.LOANTYPJ

Field

Description: Loan Type

Form Pane Label:

SAS Name:

Tag Name:

Inherited Universe:

Universe:

Universe Description:

Question Text:

Type: String

Length: 1

- Don't Know
- Refuse
- Empty

- On Input
- On Output

Array:

Destination Data Set: EOPJ

Report Section: 03A

Field

MCHANGE
EOPJ_Fields.MCHANGE

Description: Change in loan payment

Form Pane Label:

SAS Name:

Tag Name:

Inherited Universe:

Universe:

Universe Description:

Question Text:

Type: String

Length: 1

Don't Know

Refuse

Empty

On Input

On Output

Array:

Destination Data Set: EOPJ

Report Section: 03A

MORTCHNG

EOPJ_Fields.MORTCHNG

Field

Description: Reason for change in loan payment

Form Pane Label:

SAS Name:

Tag Name:

Inherited Universe:

Universe:

Universe Description:

Question Text:

Type: String

Length: 2

Don't Know

Refuse

Empty

On Input

On Output

Array:

Special Instructions: Valid Values:

1 = Change in escrow payment (include changes in property taxes, insurance)

2 = Change in interest rate

3 = Change in amount of the graduated payment for a graduated payment

5 = renegotiated (rollover or renegotiable)

6 = Paid off

7 = Paid additional principal or interest

8 = Paid less than the amount due

9 = Late fees or other fees

10 = Other reasons

11 = More than one of the above

F = Don't know

R = Refused

Destination Data Set: EOPJ

Report Section: 03A

ORWHAT

Field

EOPJ_Fields.ORWHAT

Description: Terms of mortgage or home equity loan

Form Pane Label:

SAS Name:

Tag Name:

Inherited Universe:

Universe:

Universe Description:

Question Text:

Type: String

Length: 1

Don't Know

Refuse

Empty

On Input

On Output

Array:

Special Instructions: Valid Values:

1 = 30-year

2 = 15-year

3 = Something else

F = Don't know

R = Refused

Destination Data Set: EOPJ

Report Section: 03A

Field

MRTTERMJ
EOPJ_Fields.MRTTERMJ

Description: Other term for mortgage or home equity loan

Form Pane Label:

SAS Name:

Tag Name:

Inherited Universe:

Universe:

Universe Description:

Question Text:

Type: Integer

Length: 2

Min: 1

Max: 50

Don't Know

Refuse

Empty

On Input

On Output

Array:

Destination Data Set: EOPJ

Report Section: 03A

FIXEDRTJ
EOPJ_Fields.FIXEDRTJ

Field

Description: Fixed rate on loan/mortgage

Form Pane Label:

SAS Name:

Tag Name:

Inherited Universe:

Universe:

Universe Description:

Question Text:

Type: String

Length: 1

Don't Know

Refuse

Empty

On Input

On Output

Array:

Special Instructions: Valid Values:

1 = Yes

2 = No

F = Don't know

R = Refused

Destination Data Set: EOPJ

Report Section: 03A

Field

PAYTOTHJ
EOPJ_Fields.PAYTOTHJ

Description: Other type of mortgage payment

Form Pane Label:

SAS Name:

Tag Name:

Inherited Universe:

Universe:

Universe Description:

Question Text:

Type: String

Length: 30

- Don't Know
- Refuse
- Empty

- On Input
- On Output

Array:

Destination Data Set: EOPJ

Report Section: 03A

ORGMRTJX
EOPJ_Fields.ORGMRTJX

Field

Description: Principal amount of mortgage or home equity loan

Form Pane Label:

SAS Name:

Tag Name:

Inherited Universe:

Universe:

Universe Description:

Question Text:

Type: Integer

Length: 9

Min: 1

Max: 99999999

Don't Know

Refuse

Empty

On Input

On Output

Array:

Destination Data Set: EOPJ

Report Section: 03A

Field

NEWMRRTJ
EOPJ_Fields.NEWMRRTJ

Description: Interest rate for mortgage or home equity loan

Form Pane Label:

SAS Name:

Tag Name:

Inherited Universe:

Universe:

Universe Description:

Question Text:

Type: Real / decimal

Length: 6

Min: 0.000

Max: 1.000

Don't Know

Refuse

Empty

On Input

On Output

Array:

Destination Data Set: EOPJ

Report Section: 03A

M RTPMTJX
EOPJ_Fields.M RTPMTJX

Field

Description: Total loan payment

Form Pane Label:

SAS Name:

Tag Name:

Inherited Universe:

Universe:

Universe Description:

Question Text:

Type: Integer

Length: 9

Min: 1

Max: 99999999

Don't Know

Refuse

Empty

On Input

On Output

Array:

Destination Data Set: EOPJ

Report Section: 03A

Field

PRININJX
EOPJ_Fields.PRININJX

Description: Total loan amount for principal and interest

Form Pane Label:

SAS Name:

Tag Name:

Inherited Universe:

Universe:

Universe Description:

Question Text:

Type: Integer

Length: 9

Min: 0

Max: 99999999

Don't Know

Refuse

Empty

On Input

On Output

Array:

Destination Data Set: EOPJ

Report Section: 03A

MORTCHMO
EOPJ_Fields.MORTCHMO

Field

Description: Month of mortgage/home equity loan change

Form Pane Label:

SAS Name:

Tag Name:

Inherited Universe:

Universe:

Universe Description:

Question Text:

Type: String

Length: 2

Don't Know

Refuse

Empty

On Input

On Output

Array:

Special Instructions: Valid Values:

01 = January

02 = February

03 = March

04 = April

05 = May

06 = June

07 = July

08 = August

09 = September

10 = October

11 = November

12 = December

F = Don't know

R = Refused

Destination Data Set: EOPJ

Report Section: 03A

PYMTJX1

Field

EOPJ_Fields.PYMTJX1

Description: Reference month payment

Form Pane Label:

SAS Name:

Tag Name:

Inherited Universe:

Universe:

Universe Description:

Question Text:

Type: Integer

Length: 9

Min: 0

Max: 99999999

Don't Know

Refuse

Empty

On Input

On Output

Array:

Destination Data Set: EOPJ

Report Section: 03A

Field

PRNINJX1
EOPJ_Fields.PRNINJX1

Description: Reference month principal/interest

Form Pane Label:

SAS Name:

Tag Name:

Inherited Universe:

Universe:

Universe Description:

Question Text:

Type: Integer

Length: 9

Min: 0

Max: 99999999

Don't Know

Refuse

Empty

On Input

On Output

Array:

Destination Data Set: EOPJ

Report Section: 03A

PYMTJX2

Field

EOPJ_Fields.PYMTJX2

Description: Month 2 payment

Form Pane Label:

SAS Name:

Tag Name:

Inherited Universe:

Universe:

Universe Description:

Question Text:

Type: Integer

Length: 9

Min: 0

Max: 99999999

Don't Know

Refuse

Empty

On Input

On Output

Array:

Destination Data Set: EOPJ

Report Section: 03A

Field

PRNINJX2
EOPJ_Fields.PRNINJX2

Description: Month 2 principal/interest

Form Pane Label:

SAS Name:

Tag Name:

Inherited Universe:

Universe:

Universe Description:

Question Text:

Type: Integer

Length: 9

Min: 0

Max: 99999999

Don't Know

Refuse

Empty

On Input

On Output

Array:

Destination Data Set: EOPJ

Report Section: 03A

PYMTJX3

Field

EOPJ_Fields.PYMTJX3

Description: Last month payment

Form Pane Label:

SAS Name:

Tag Name:

Inherited Universe:

Universe:

Universe Description:

Question Text:

Type: Integer

Length: 9

Min: 0

Max: 99999999

Don't Know

Refuse

Empty

On Input

On Output

Array:

Destination Data Set: EOPJ

Report Section: 03A

Field

PRNINJX3
EOPJ_Fields.PRNINJX3

Description: Last month principal/interest

Form Pane Label:

SAS Name:

Tag Name:

Inherited Universe:

Universe:

Universe Description:

Question Text:

Type: Integer

Length: 9

Min: 0

Max: 99999999

Don't Know

Refuse

Empty

On Input

On Output

Array:

Destination Data Set: EOPJ

Report Section: 03A

FEEAMJX
EOPJ_Fields.FEEAMJX

Field

Description: Late Fees

Form Pane Label:

SAS Name:

Tag Name:

Inherited Universe:

Universe:

Universe Description:

Question Text:

Type: Integer

Length: 8

Min: 0

Max: 99999999

Don't Know

Refuse

Empty

On Input

On Output

Array:

Destination Data Set: EOPJ

Sponsor Field Type: N

Report Section: 3A1-F

Date Implemented (YYYY-MM-DD): April 2024

Field

MORTSPJC
EOPJ_Fields.MORTSPJC

Description: Paid more principal or interest

Form Pane Label:

SAS Name:

Tag Name:

Inherited Universe:

Universe:

Universe Description:

Question Text:

Type: String

Length: 1

Don't Know

Refuse

Empty

On Input

On Output

Array:

Destination Data Set: EOPJ

Sponsor Field Type: C

Report Section: 03A1

Date Implemented (YYYY-MM-DD): April 2024

SPECIJX1
EOPJ_Fields.SPECIJX1

Field

Description: Paid how much more principal or interest in ref month

Form Pane Label:

SAS Name:

Tag Name:

Inherited Universe:

Universe:

Universe Description:

Question Text:

Type: Integer

Length: 7

Min: 0

Max: 999999

Don't Know

Refuse

Empty

On Input

On Output

Array:

Destination Data Set: EOPJ

Sponsor Field Type: N

Report Section: 3A1-F

Date Implemented (YYYY-MM-DD): April 2024

Field

SPECIJX2
EOPJ_Fields.SPECIJX2

Description: Paid how much more principal or interest in month 2

Form Pane Label:

SAS Name:

Tag Name:

Inherited Universe:

Universe:

Universe Description:

Question Text:

Type: Integer

Length: 7

Min: 0

Max: 999999

Don't Know

Refuse

Empty

On Input

On Output

Array:

Destination Data Set: EOPJ

Sponsor Field Type: N

Report Section: 3A1-F

Date Implemented (YYYY-MM-DD): April 2024

SPECIJX3

Field

EOPJ_Fields.SPECIJX3

Description: Paid how much more principal or interest last month

Form Pane Label:

SAS Name:

Tag Name:

Inherited Universe:

Universe:

Universe Description:

Question Text:

Type: Integer

Length: 7

Min: 0

Max: 999999

Don't Know

Refuse

Empty

On Input

On Output

Array:

Destination Data Set: EOPJ

Sponsor Field Type: N

Report Section: 3A1-F

Date Implemented (YYYY-MM-DD): April 2024

Field

FEEAMJX_
EOPJ_Fields.FEEAMJX_

Description: Range edit flag for FEEAMJX

Form Pane Label:

SAS Name:

Tag Name:

Inherited Universe:

Universe:

Universe Description:

Question Text:

Type: String

Length: 2

- Don't Know
- Refuse
- Empty

- On Input
- On Output

Array:

Special Instructions: NOTE: See ERR1_FEEAMJX for how to set this field

Valid Values: A1 = Range edit failed
(ERR1 check was suppressed)
Blank = Range edit passed

Destination Data Set: EOPJ

Sponsor Field Type: C

Report Section: 3A1-F

Date Implemented (YYYY-MM-DD): April 2024

Sponsor Edits: FLAG

SPEC_JX1

Field

EOPJ_Fields.SPEC_JX1

Description: Range edit flag for SPECIJX1

Form Pane Label:

SAS Name:

Tag Name:

Inherited Universe:

Universe:

Universe Description:

Question Text:

Type: String

Length: 2

- Don't Know
- Refuse
- Empty

- On Input
- On Output

Array:

Special Instructions: NOTE: See ERR1_SPECIJX1 for how to set this field

Valid Values: A1 = Range edit failed
(ERR1 check was suppressed)
Blank = Range edit passed

Destination Data Set: EOPJ

Sponsor Field Type: C

Report Section: 3A1-F

Date Implemented (YYYY-MM-DD): April 2024

Sponsor Edits: FLAG

Field

SPEC_JX2
EOPJ_Fields.SPEC_JX2

Description: Range edit flag for SPECIJX2

Form Pane Label:

SAS Name:

Tag Name:

Inherited Universe:

Universe:

Universe Description:

Question Text:

Type: String

Length: 2

- Don't Know
- Refuse
- Empty

- On Input
- On Output

Array:

Special Instructions: NOTE: See ERR1_SPECIJX2 for how to set this field

Valid Values: A1 = Range edit failed
(ERR1 check was suppressed)
Blank = Range edit passed

Destination Data Set: EOPJ

Sponsor Field Type: C

Report Section: 3A1-F

Date Implemented (YYYY-MM-DD): April 2024

Sponsor Edits: FLAG

SPEC_JX3

Field

EOPJ_Fields.SPEC_JX3

Description: Range edit flag for SPECIJX3

Form Pane Label:

SAS Name:

Tag Name:

Inherited Universe:

Universe:

Universe Description:

Question Text:

Type: String

Length: 2

Don't Know

Refuse

Empty

On Input

On Output

Array:

Special Instructions: NOTE: See ERR1_SPECIJX3 for how to set this field

Valid Values: A1 = Range edit failed

(ERR1 check was suppressed)

Blank = Range edit passed

Destination Data Set: EOPJ

Sponsor Field Type: C

Report Section: 3A1-F

Date Implemented (YYYY-MM-DD): April 2024

Sponsor Edits: FLAG

Field

PYPRINIJ
EOPJ_Fields.PYPRINIJ

Description: Principal

Form Pane Label:

SAS Name:

Tag Name:

Inherited Universe:

Universe:

Universe Description:

Question Text:

Type: String

Length: 1

- Don't Know
- Refuse
- Empty

- On Input
- On Output

Array:

Special Instructions: NOTE: See PYRINIJ for how to set this field

Valid Values: 1 = Principal

R = Refused

F = Don't know

Destination Data Set: EOPJ

Report Section: 03A

PYINTSTJ
EOPJ_Fields.PYINTSTJ

Field

Description: Interest

Form Pane Label:

SAS Name:

Tag Name:

Inherited Universe:

Universe:

Universe Description:

Question Text:

Type: String

Length: 1

- Don't Know
- Refuse
- Empty

- On Input
- On Output

Array:

Special Instructions: NOTE: See PYRINIJ for how to set this field

Valid Values: 2 = Interest

R = Refused

F = Don't know

Destination Data Set: EOPJ

Report Section: 03A

Field

PYESCRWJ
EOPJ_Fields.PYESCRWJ

Description: Escrow

Form Pane Label:

SAS Name:

Tag Name:

Inherited Universe:

Universe:

Universe Description:

Question Text:

Type: String

Length: 1

- Don't Know
- Refuse
- Empty

- On Input
- On Output

Array:

Special Instructions: NOTE: See PYRINIJ for how to set this field

Valid Values: 3 = Escrow

8 = Refused

9 = Don't know

Destination Data Set: EOPJ

Sponsor Field Type: C

Report Section: 3A1-F

Date Implemented (YYYY-MM-DD): April 2024

LOAN_NOJ

Field

EOPJ_Fields.LOAN_NOJ

Description: Loan number

Form Pane Label:

SAS Name:

Tag Name:

Inherited Universe:

Universe:

Universe Description:

Question Text:

Type: String

Length: 3

- Don't Know
- Refuse
- Empty

- On Input
- On Output

Array:

Destination Data Set: EOPJ

Report Section: 03A

Field

ORGM_TJX
EOPJ_Fields.ORGM_TJX

Description: Range edit flag for ORGMRTJX

Form Pane Label:

SAS Name:

Tag Name:

Inherited Universe:

Universe:

Universe Description:

Question Text:

Type: String

Length: 2

- Don't Know
- Refuse
- Empty

- On Input
- On Output

Array:

Special Instructions: Valid Values:

A1 = (8500.OWNYB = 100 and ORGMRTJX lt 5000 or gt 315000) OR
(8500.OWNYB = 200 and ORGMRTJX lt 3000 or gt 350000) OR
(8500.OWNYB = 300 and ORGMRTJX lt 3000 or gt 400000) OR
(8500.OWNYB = 400 and ORGMRTJX lt 1000 or gt 124900)

Blank = Range edit passed

Destination Data Set: EOPJ

Report Section: 03A

M RTP _ T J X
EOPJ_Fields.M RTP _ T J X

Field

Description: Range edit flag for MRTPMTJX

Form Pane Label:

SAS Name:

Tag Name:

Inherited Universe:

Universe:

Universe Description:

Question Text:

Type: String

Length: 2

- Don't Know
- Refuse
- Empty

- On Input
- On Output

Array:

Special Instructions: Valid Values:

A1 = MRTPMTJX lt 70 or gt 3000

Blank = Range edit passed

Destination Data Set: EOPJ

Report Section: 03A

Field

PRIN_NJX
EOPJ_Fields.PRIN_NJX

Description: Range edit flag for PRININJX

Form Pane Label:

SAS Name:

Tag Name:

Inherited Universe:

Universe:

Universe Description:

Question Text:

Type: String

Length: 2

- Don't Know
- Refuse
- Empty

- On Input
- On Output

Array:

Special Instructions: Valid Values:

A1 = entry lt 40 or gt 2700

Blank = Range edit passed

Destination Data Set: EOPJ

Report Section: 03A

NEWM_RTJ

Field

EOPJ_Fields.NEWM_RTJ

Description: Range edit flag for NEWMRRTJ

Form Pane Label:

SAS Name:

Tag Name:

Inherited Universe:

Universe:

Universe Description:

Question Text:

Type: String

Length: 2

- Don't Know
- Refuse
- Empty

- On Input
- On Output

Array:

Special Instructions: Valid Values:

A1 = entry lt 5 or gt 14

Blank = Range edit passed

Destination Data Set: EOPJ

Report Section: 03A

Field

PYMTJX1_
EOPJ_Fields.PYMTJX1_

Description: Range edit for PYMTJX1

Form Pane Label:

SAS Name:

Tag Name:

Inherited Universe:

Universe:

Universe Description:

Question Text:

Type: String

Length: 2

- Don't Know
- Refuse
- Empty

- On Input
- On Output

Array:

Special Instructions: Valid Values:

A1 = PYMTJX1 = 1-70 or gt 3000

Blank = Range edit passed

Destination Data Set: EOPJ

Report Section: 03A

PYMTJX2_
EOPJ_Fields.PYMTJX2_

Field

Description: Range edit for PYMTJX2

Form Pane Label:

SAS Name:

Tag Name:

Inherited Universe:

Universe:

Universe Description:

Question Text:

Type: String

Length: 2

- Don't Know
- Refuse
- Empty

- On Input
- On Output

Array:

Special Instructions: Valid Values:
A1 = PYMTJX2 1-70 or gt 3000

Blank = Range edit passed

Destination Data Set: EOPJ

Report Section: 03A

Field

PYMTJX3_
EOPJ_Fields.PYMTJX3_

Description: Range edit for PYMTJX3

Form Pane Label:

SAS Name:

Tag Name:

Inherited Universe:

Universe:

Universe Description:

Question Text:

Type: String

Length: 2

- Don't Know
- Refuse
- Empty

- On Input
- On Output

Array:

Special Instructions: Valid Values:

A1 = PYMTJX3 lt 246 or gt 2690

Blank = Range edit passed

Destination Data Set: EOPJ

Report Section: 03A

PRNI_JX1

Field

EOPJ_Fields.PRNI_JX1

Description: Range edit for PRNINJX1

Form Pane Label:

SAS Name:

Tag Name:

Inherited Universe:

Universe:

Universe Description:

Question Text:

Type: String

Length: 2

- Don't Know
- Refuse
- Empty

- On Input
- On Output

Array:

Special Instructions: Valid Values:

A1 = PRNINJX1 = 0-40 or gt 2700

Blank = Range edit passed

Destination Data Set: EOPJ

Report Section: 03A

Field

PRNI_JX2
EOPJ_Fields.PRNI_JX2

Description: Range edit for PRNINJX2

Form Pane Label:

SAS Name:

Tag Name:

Inherited Universe:

Universe:

Universe Description:

Question Text:

Type: String

Length: 2

- Don't Know
- Refuse
- Empty

- On Input
- On Output

Array:

Special Instructions: Valid Values:

A1 = PRNINJX2 = 0-40 or gt 2700

Blank = Range edit passed

Destination Data Set: EOPJ

Report Section: 03A

PRNI_JX3

Field

EOPJ_Fields.PRNI_JX3

Description: Range edit for PRNINJX3

Form Pane Label:

SAS Name:

Tag Name:

Inherited Universe:

Universe:

Universe Description:

Question Text:

Type: String

Length: 2

- Don't Know
- Refuse
- Empty

- On Input
- On Output

Array:

Special Instructions: Valid Values:

A1 = PRNINJX3 lt 40 or gt 2700

Blank = Range edit passed

Destination Data Set: EOPJ

Report Section: 03A

Field

VARRTJ
EOPJ_Fields.VARRTJ

Description: Variable/adjustable interest rate

Form Pane Label:

SAS Name:

Tag Name:

Inherited Universe:

Universe:

Universe Description:

Question Text:

Type: String

Length: 1

- Don't Know
- Refuse
- Empty

- On Input
- On Output

Array:

Special Instructions: NOTE: See PAYTYPJ for how to set this field

Valid Values: 1 = Variable/adjustable interest rate

R = Refused

F = Don't know

Destination Data Set: EOPJ

Report Section: 03A

INTONLJ

Field

EOPJ_Fields.INTONLJ

Description: Interest only

Form Pane Label:

SAS Name:

Tag Name:

Inherited Universe:

Universe:

Universe Description:

Question Text:

Type: String

Length: 1

- Don't Know
- Refuse
- Empty

- On Input
- On Output

Array:

Special Instructions: NOTE: See PAYTYPJ for how to set this field

Valid Values: 1 = Interest only

R = Refused

F = Don't know

Destination Data Set: EOPJ

Report Section: 03A

Field

OTHRTJ
EOPJ_Fields.OTHRTJ

Description: Another type of loan

Form Pane Label:

SAS Name:

Tag Name:

Inherited Universe:

Universe:

Universe Description:

Question Text:

Type: String

Length: 1

- Don't Know
- Refuse
- Empty

- On Input
- On Output

Array:

Special Instructions: NOTE: See PAYTYPJ for how to set this field

Valid Values: 3 = Another type of loan

R = Refused

F = Don't know

Destination Data Set: EOPJ

Report Section: 03A

OWNYJ

Field

EOPJ_Fields.OWNYJ

Description: Property code

Form Pane Label:

SAS Name:

Tag Name:

Inherited Universe:

Universe:

Universe Description:

Question Text:

Type: String

Length: 3

- Don't Know
- Refuse
- Empty

- On Input
- On Output

Array:

Special Instructions: Valid Values:
100 = Sample Unit
200 =
300 = Vacation Home
400 =

Destination Data Set: EOPJ

Report Section: 03A

Field

REC_STAT
EOPJ_Fields.REC_STAT

Description: Record status

Form Pane Label:

SAS Name:

Tag Name:

Inherited Universe:

Universe:

Universe Description:

Question Text:

Type: String

Length: 1

- Don't Know
- Refuse
- Empty

- On Input
- On Output

Array:

Special Instructions: Valid values: 1 = Active Record
3 = Inactive Record

Destination Data Set: EOPJ

Report Section: 03A

REC_ORIG
EOPJ_Fields.REC_ORIG

Field

Description: Record origin

Form Pane Label:

SAS Name:

Tag Name:

Inherited Universe:

Universe:

Universe Description:

Question Text:

Type: String

Length: 1

- Don't Know
- Refuse
- Empty

- On Input
- On Output

Array:

Special Instructions: Valid values: 1 = Data from current month interview

Destination Data Set: EOPJ

Report Section: 03A

Block

EOP2_Fields
EOP2_Fields

Description: Documentation for BLS

Tab Name:

Fly Over Name:

Universe Type: lf

Inherited Universe:

Universe:

Universe Description:

Array:

Block Instructions: The fields in this block are just for documentation on the control file for BLS. (At BLS's request, all datasets sent to BLS should be documented on the control file.) The processing programs do not use any of the information about the fields in this block.

PDLOAN2
EOP2_Fields.PDLOAN2

Field

Description: Made any payments on home equity loan

Form Pane Label:

SAS Name:

Tag Name:

Inherited Universe:

Universe:

Universe Description:

Question Text:

Type: String

Length: 1

Don't Know

Refuse

Empty

On Input

On Output

Array:

Special Instructions: Valid Value:

1 = Yes

2 = No

F = Don't Know

R = Refused

Destination Data Set: EOP2

Report Section: 03A

Field

PD2SAME
EOP2_Fields.PD2SAME

Description: Payment amounts same as in ref period

Form Pane Label:

SAS Name: PD2SAME

Tag Name:

Inherited Universe:

Universe:

Universe Description:

Question Text:

Type: String

Length: 1

Don't Know

Refuse

Empty

On Input

On Output

Array:

Destination Data Set: EOP2

Sponsor Field Type: C

Report Section: 03A1

Date Implemented (YYYY-MM-DD): 04/2024

PD2AMTX1

Field

EOP2_Fields.PD2AMTX1

Description: Total amount paid in ref month

Form Pane Label:

SAS Name:

Tag Name:

Inherited Universe:

Universe:

Universe Description:

Question Text:

Type: Integer

Length: 9

Min: 0

Max: 99999999

Don't Know

Refuse

Empty

On Input

On Output

Array:

Destination Data Set: EOP2

Report Section: 03A

Field

PD2AMTX2
EOP2_Fields.PD2AMTX2

Description: Total amount paid in [two months]

Form Pane Label:

SAS Name:

Tag Name:

Inherited Universe:

Universe:

Universe Description:

Question Text:

Type: Integer

Length: 9

Min: 0

Max: 99999999

Don't Know

Refuse

Empty

On Input

On Output

Array:

Destination Data Set: EOP2

Report Section: 03A

PD2AMTX3

Field

EOP2_Fields.PD2AMTX3

Description: Total amount paid in [last month]

Form Pane Label:

SAS Name:

Tag Name:

Inherited Universe:

Universe:

Universe Description:

Question Text:

Type: Integer

Length: 9

Min: 0

Max: 99999999

Don't Know

Refuse

Empty

On Input

On Output

Array:

Destination Data Set: EOP2

Report Section: 03A

Field

TOTOWED2
EOP2_Fields.TOTOWED2

Description:

Form Pane Label:

SAS Name:

Tag Name:

Inherited Universe:

Universe:

Universe Description:

Question Text:

Type: Integer

Length: 9

Min: 0

Max: 99999999

Don't Know

Refuse

Empty

On Input

On Output

Array:

Destination Data Set: EOP2

Report Section: 03A

PROP_NO2

Field

EOP2_Fields.PROP_NO2

Description: Property number for loan

Form Pane Label:

SAS Name:

Tag Name:

Inherited Universe:

Universe:

Universe Description:

Question Text:

Type: String

Length: 2

- Don't Know
- Refuse
- Empty

- On Input
- On Output

Array:

Special Instructions: Valid Values: 1-99

Destination Data Set: EOP2

Report Section: 03A

Field

LOAN_NO2
EOP2_Fields.LOAN_NO2

Description: Loan number

Form Pane Label:

SAS Name:

Tag Name:

Inherited Universe:

Universe:

Universe Description:

Question Text:

Type: String

Length: 3

- Don't Know
- Refuse
- Empty

- On Input
- On Output

Array:

Special Instructions: Valid Values: 301-399

Destination Data Set: EOP2

Report Section: 03A

PD2A_TX1

Field

EOP2_Fields.PD2A_TX1

Description: Range edit flag for PD2AMTX1

Form Pane Label:

SAS Name:

Tag Name:

Inherited Universe:

Universe:

Universe Description:

Question Text:

Type: String

Length: 2

- Don't Know
- Refuse
- Empty

- On Input
- On Output

Array:

Special Instructions: Valid Values:

A1 = (8500.OWNYB = 100 and PD2AMTX1 lt 15 or gt 6000) OR
(8500.OWNYB = 200-400 and PD2AMTX1 lt 35 or gt 35000)

Blank = Range edit passed

Destination Data Set: EOP2

Report Section: 03A

Field

PD2A_TX2
EOP2_Fields.PD2A_TX2

Description: Range edit flag for PD2AMTX2

Form Pane Label:

SAS Name:

Tag Name:

Inherited Universe:

Universe:

Universe Description:

Question Text:

Type: String

Length: 2

- Don't Know
- Refuse
- Empty

- On Input
- On Output

Array:

Special Instructions: Valid Values:

A1 = (8500.OWNYB = 100 and PD2AMTX2 lt 15 or gt 6000) OR
(8500.OWNYB = 200-400 and PD2AMTX2 lt 34 or gt 35000)

Blank = Range edit passed

Destination Data Set: EOP2

Report Section: 03A

PD2A_TX3

Field

EOP2_Fields.PD2A_TX3

Description: Range edit flag for PD2AMTX3

Form Pane Label:

SAS Name:

Tag Name:

Inherited Universe:

Universe:

Universe Description:

Question Text:

Type: String

Length: 2

- Don't Know
- Refuse
- Empty

- On Input
- On Output

Array:

Special Instructions: Valid Values:

A1 =

Blank = Range edit passed

Destination Data Set: EOP2

Report Section: 03A

Field

TOTO_ED2
EOP2_Fields.TOTO_ED2

Description: Range edit flag for TOTOWED2

Form Pane Label:

SAS Name:

Tag Name:

Inherited Universe:

Universe:

Universe Description:

Question Text:

Type: String

Length: 2

- Don't Know
- Refuse
- Empty

- On Input
- On Output

Array:

Special Instructions: Valid Values:

A1 =

Blank = Range edit passed

Destination Data Set: EOP2

Report Section: 03A

OWNY2

Field

EOP2_Fields.OWNY2

Description: Property code

Form Pane Label:

SAS Name:

Tag Name:

Inherited Universe:

Universe:

Universe Description:

Question Text:

Type: String

Length: 3

- Don't Know
- Refuse
- Empty

- On Input
- On Output

Array:

Special Instructions: Valid Values: 100, 200, 300, 400

Destination Data Set: EOP2

Report Section: 03A

Field

REC_STAT
EOP2_Fields.REC_STAT

Description: Record status

Form Pane Label:

SAS Name:

Tag Name:

Inherited Universe:

Universe:

Universe Description:

Question Text:

Type: String

Length: 1

- Don't Know
- Refuse
- Empty

- On Input
- On Output

Array:

Special Instructions: Valid values: 1 = Active Record
3 = Inactive Record

Destination Data Set: EOP2

Report Section: 03A

REC_ORIG
EOP2_Fields.REC_ORIG

Field

Description: Record origin

Form Pane Label:

SAS Name:

Tag Name:

Inherited Universe:

Universe:

Universe Description:

Question Text:

Type: String

Length: 1

- Don't Know
- Refuse
- Empty

- On Input
- On Output

Array:

Special Instructions: Valid values: 1 = Data from current month interview

Destination Data Set: EOP2

Report Section: 03A

Block

SECT02B
SECT02B

Description: Rented Living Quarters

Tab Name: S2B

Fly Over Name: S2B - Rented Living Quarters

Universe Type: If

Inherited Universe:

Universe: bFront.REPLACE_HH <> Yes {1} AND bFront.REPLACE_SPAWN <> Continue {1}
AND (BSECT02.OWNED = 1 or (there is a record with 8500.OWNYB = 100 on the
SCIF)) AND BSECT3.ANYRENT = Yes {1}

Universe Description:

Array:

Block Instructions: 1. Max Number: 5

2. Section Label: Section 2 - Rented Living Quarters

INCLUDE_02

INCLUDE_02

Field

Description: Include Block BSECT02.BRENT02

Form Pane Label:

SAS Name:

Tag Name:

Inherited Universe:

Universe:

Universe Description:

Question Text:

Type: Classification

Length: 0

- Don't Know
- Refuse
- Empty

- On Input
- On Output

Array:

Special Instructions: Include Block BSECT02.BRENT02 here

Field

S2_END
S2_END

Description: End of Section 2

Form Pane Label:

SAS Name:

Tag Name:

Inherited Universe:

Universe: MORERNT = No {2} OR MORERNT = NONRESPONSE OR BSECT3.ANYRENT = No {2} OR BSECT3.ANYRENT = NONRESPONSE

Universe Description:

Question Text:

Type: Classification

Length: 0

- Don't Know
- Refuse
- Empty

- On Input
- On Output

Store Instructions: IF MORERNT = No {2} OR MORERNT = NONRESPONSE OR BSECT3.ANYRENT = No {2} OR BSECT3.ANYRENT = NONRESPONSE
then set section complete flag. -
(Store "Yes" in Sectcomp(2))

Array:

Skip Instructions: Goto Section 4 - BSECTION4

Report Section: 02

BSECT4

BSECT4

Block

Description: Utilities and Fuels for Owned and Rented Properties

Tab Name: S4

Fly Over Name: S4 - Utilities

Universe Type: If

Inherited Universe:

Universe: bFront.START <> Transmit {3} AND bFront.START <> Quit {4} AND bFront.START <> Noninterview {5} AND bFront.REPLACE_HH <> Yes {1} AND bFront.REPLACE_SPAWN <> Continue {1} AND CE_INTRO = Continue {1} AND SECTCOMP[3] = Yes

Universe Description: All interviews where section 3 is complete

Array:

Block Instructions: Section labels:

Section 4, Part A - Telephone, Internet and Cable/Satellite TV Expenses

Section 4, Part B - Other Telephone Expenses

Section 4, Part C - Utilities, Fuels, and Services

Field

S4_INTRO
S4_INTRO

Description: Introduction

Form Pane Label: Introduction

SAS Name:

Tag Name: S4_INTRO

Inherited Universe:

Universe:

Universe Description:

Question Text: Now I am going to ask about utilities including phone, internet, electricity, and piped-in water along with other services. Please remember to include any bills you receive or pay online or have automatically deducted.

Report any bill you have received, even if the bill has not been paid.

Type: Enumerated

Length: 1

Answer List: TContinue

Value:	Mnemonic:	Description:
1	Continue	Enter 1 to Continue

- Don't Know
- Refuse
- Empty

- On Input
- On Output

Array:

Skip Instructions: Goto TELEBILL

Instrument SAS Name: S4_INTRO

Destination Data Set: EUTA

Report Section: 04A

TELEBILL

TELEBILL

Field

Description: Bills for tel/pager, internet, cable TV, or satellite TV services

Form Pane Label: Any Bills

SAS Name:

Tag Name: TELEBILL

Inherited Universe:

Universe:

Universe Description: All for get Section 4

Help Screen: H_S4A

Question Text:  10 ? [F1]

Since the first of ^REF_MONTH, ^have_has2 ^You_Anyone2 been billed for telephone, internet, cable TV, or satellite TV services, including cellular and Voice Over IP? Do not include bills for telephones used entirely for business purposes.

<u>Description</u>	<u>Amount1</u>	<u>Amount2</u>	<u>Amount3</u>
(TELCOMP)	(TELCHGX1)	(TELCHGX2)	(TELCHGX3)

Fills: REF_MONTH

Instructions: Set REF_MONTH = 3 months before the interview.

Calculated by taking the INTPER from record type 10 to come up with the base month to start from.

Fills: have_has2

Instructions: IF NUMHOUSE = 1 then fill "have"
ELSE fill "has"

Fills: You_Anyone2

Instructions: IF NUMHOUSE = 1 then fill 'you'
ELSE fill 'anyone in your household'

Type: Enumerated

Length: 1

Answer List: TYesNo

Value:	Mnemonic:	Description:
1	Yes	Yes
2	No	No

- Don't Know
- Refuse
- Empty

- On Input
- On Output

Array:

Skip Instructions: 1: Goto PREVCOMP OR TELCOMP in TblPhone Block

2,DK,RF: Goto TblPhone.S4A_END

Instrument SAS Name: TELEBILL

Destination Data Set: EUTA

Report Section: 04A

TBLPHONE

TBLPHONE

Block

Description: Telephone Expenses

Tab Name:

Fly Over Name:

Universe Type: If

Inherited Universe:

Universe: TELEBILL = Yes {1}

Universe Description: Yes, received bills for telephone services

Array:

Block Instructions: IF there are any records on the SCIF with 850005.TELCOMP = ENTRY then
goto PREVCOMP
ELSE goto TELCOMP

Block

BSECTION04A
TBLPHONE.BSECTION04A

Description:

Tab Name:
Fly Over Name:
Universe Type: If

Inherited Universe:

Universe:

Universe Description:

Array:

Block Instructions: IF there are any records on the SCIF with 850005.TELCOMP = ENTRY then goto
PREVCOMP
ELSE goto TELCOMP

SoftLowerLimit

Field

TBLPHONE.BSECTION04A.SoftLowerLimit

Description: TELCHGX 1-3

Form Pane Label:

SAS Name:

Tag Name:

Inherited Universe:

Universe:

Universe Description:

Question Text:

Type: Integer

Length: 10

Min: 0

Max: 99999999

- Don't Know
- Refuse
- Empty

- On Input
- On Output

Store Instructions: SoftLowerLimit[1] := 5 {Cellular ONLY}
SoftLowerLimit[2] := 1 {Residential ONLY}
SoftLowerLimit[3] := 5 {Internet ONLY}
SoftLowerLimit[4] := 5 {Cable ONLY}
SoftLowerLimit[6] := 5 {Combined}

Array:

Number of Elements: 40

Field

SoftUpperLimit
TBLPHONE.BSECTION04A.SoftUpperLimit

Description: Upper ranges for TELCHGX 1-3

Form Pane Label:

SAS Name:

Tag Name:

Inherited Universe:

Universe:

Universe Description:

Question Text:

Type: Integer

Length: 10

Min: 0

Max: 99999999

- Don't Know
- Refuse
- Empty

- On Input
- On Output

Store Instructions: SoftUpperLimit[1] := 450 {Cellular ONLY}
SoftUpperLimit[2] := 150 {Residential ONLY}
SoftUpperLimit[3] := 150 {Internet ONLY}
SoftUpperLimit[4] := 249 {Cable ONLY}
SoftUpperLimit[6] := 800 {Combined}

Array:

Number of Elements: 40

PREVCOMP

Field

TBLPHONE.BSECTION04A.PREVCOMP

Description: Previous Company

Form Pane Label: Comp

SAS Name:

Tag Name: PREVCOMP

Inherited Universe:

Universe: At least one record on the SCIF with 850005.TELCOMP = ENTRY

Universe Description:

Question Text: ^PREVCOMP_fill?

Description Amount1 Amount2 Amount3
(TELCOMP) (TELCHGX1) (TELCHGX2) (TELCHGX3)

Fills: PREVCOMP_fill

Instructions: IF ROW Number = 1 then fill "We will review these expenses by bills you've received. What is the name of the first company you received a bill for"
ELSE fill "What is the name of the next company"

Type: Enumerated

Length: 3

Answer List: TPREVCOMP

Value:	Mnemonic:	Description:
1	p1	^Temprevcomp[1]
2	p2	^Temprevcomp[2]
3	p3	^Temprevcomp[3]
4	p4	^Temprevcomp[4]
5	p5	^Temprevcomp[5]
6	p6	^Temprevcomp[6]
7	p7	^Temprevcomp[7]
8	p8	^Temprevcomp[8]
9	p9	^Temprevcomp[9]
10	p10	^Temprevcomp[10]
11	p11	^Temprevcomp[11]
12	p12	^Temprevcomp[12]

13	p13	^Temprevcomp[13]
14	p14	^Temprevcomp[14]
15	p15	^Temprevcomp[15]
16	p16	^Temprevcomp[16]
17	p17	^Temprevcomp[17]
18	p18	^Temprevcomp[18]
19	p19	^Temprevcomp[19]
20	p20	^Temprevcomp[20]
55	p21	Company name not listed
888	p22	Delete the line

- Don't Know
- Refuse
- Empty

- On Input
- On Output

- Store Instructions:** 1. Store company name selected in TELCOMP and show TELCOMP
2. IF PREVCOMP = 888 then set TELCOMP = '888' and "SHOW" the fields in the row

Array:

Skip Instructions: 1-20: IF BCeintro.BUSCREEN = 2 then goto TELSERV
ELSE goto TELBSNS

55: Goto TELCOMP

888: Goto TELOTH

Instrument SAS Name: PREVCOMP

Destination Data Set: EUTA

Sponsor Field Type: N

Report Section: 04A

Date Implemented (YYYY-MM-DD): April 2007

TELCOMP

Field

TBLPHONE.BSECTION04A.TELCOMP

Description: Company name

Form Pane Label: Comp name

SAS Name: TELCOMP

Tag Name: TELCOMP

Inherited Universe:

Universe: (No records on SCIF with 8500.TELCOMP = ENTRY) OR PREVCOMP = 55

Universe Description: No previously reported service providers or a new service provider

Question Text: ^Telcom_fill2

✦ Enter 888 to delete the line

<u>Description</u>	<u>Amount1</u>	<u>Amount2</u>	<u>Amount3</u>
(TELCOMP)	(TELCHGX1)	(TELCHGX2)	(TELCHGX3)

Fills: Telcom_fill2

Instructions: IF PREVCOMP = 55 then Fill '✦ Enter company name'

ELSEIF Row number = 1 then fill "We will review these expenses by bills you've received. What is the name of the first company you received a bill for?"

ELSE fill "What is the name of the next company?"

Type: String

Length: 30

- Don't Know
- Refuse
- Empty

- On Input
- On Output

Array:

Special Instructions: IF TELCOMP = '888' then "SHOW" the fields in the row

Skip Instructions: 888: Goto TELOTH

All others: IF Uppercase entry is "NETFLIX" or "HULU" then goto CK_TELCOMP
ELSE goto TELPURCH

Instrument SAS Name: TELCOMP

Destination Data Set: EUTA

Sponsor Field Type: C

Report Section: 04A

CK_TELCOMP

Check

TBLPHONE.BSECTION04A.CK_TELCOMP

Description: Company name is Netflix or Hulu

Inherited Universe:

Universe: (UPPERCASE(TELCOMP) = 'NETFLIX') OR (UPPERCASE(TELCOMP) = 'HULU')

Universe Description: Netflix or Hulu was entered as company

Text: ♦ Internet video streaming services, such as Netflix and Hulu, are collected in Section 16 under "Rented video files or DVDs or streaming video subscriptions."

Please delete this line by entering 888 in TELCOMP

Check Instructions:

Type: Hard

Skip Instructions: Go back to TELCOMP

Field

TELPURCH
TBLPHONE.BSECTION04A.TELPURCH

Description: How the service was originally obtained

Form Pane Label: Online

SAS Name: TELPURCH

Tag Name: TELPURCH

Inherited Universe:

Universe: (TELCOMP <> '888' and TELCOMP = RESPONSE)

Universe Description:

Question Text: How did you originally sign up for this service?

Type: Enumerated

Length: 1

Answer List: TOnline

Value:	Mnemonic:	Description:
1	Online	Online?
2	InPerson	In person?
3	MailTel	By mail or telephone order?
4	Other	Other

- Don't Know
- Refuse
- Empty

- On Input
- On Output

Array:

Special Instructions: Answer list options 1-3 should be bold black

Skip Instructions: IF BCeintro.BUSCREEN = 2 then goto TELSERV
ELSE goto TELBSNS

Instrument SAS Name: TELPURCH

Destination Data Set: EUTA

Sponsor Field Type: C

Report Section: 04A

Date Implemented (YYYY-MM-DD): April 2023

Field

TELBSNS
TBLPHONE.BSECTION04A.TELBSNS

Description: any part business expense

Form Pane Label: Bus exp

SAS Name: TELBSNS

Tag Name: TELBSNS

Inherited Universe:

Universe: ((TELCOMP <> 888 and TELCOMP = RESPONSE) OR PREVCOMP IN [P1 .. P20])
AND bCeintro.BUSCREEN <> No {2}

Universe Description:

Question Text: Will any of the charges be deducted as a business expense?

Description Amount1 Amount2 Amount3
(TELCOMP) (TELCHGX1) (TELCHGX2) (TELCHGX3)

Type: Enumerated

Length: 1

Answer List: TYesNo

Value:	Mnemonic:	Description:
1	Yes	Yes
2	No	No

Don't Know
 Refuse
 Empty

On Input
 On Output

Array:

Skip Instructions: 1: Goto TELBSNZ

2,DK,RF: Goto TELSERSV

Instrument SAS Name: TELBSNS

Destination Data Set: EUTA

Sponsor Field Type: C

Report Section: 04A

Field

TELBSNZ
TBLPHONE.BSECTION04A.TELBSNZ

Description: What percent business

Form Pane Label: % Ded

SAS Name: TELBSNZ

Tag Name: TELBSNZ

Inherited Universe:

Universe: TELBSNS = Yes {1}

Universe Description: Yes, some of the charges will be deducted as a business expense

Question Text: What percentage will be deducted?

<u>Description</u>	<u>Amount1</u>	<u>Amount2</u>	<u>Amount3</u>
(TELCOMP)	(TELCHGX1)	(TELCHGX2)	(TELCHGX3)

Type: Integer

Length: 3

Min: 1

Max: 100

Don't Know

Refuse

Empty

On Input

On Output

Store Instructions: IF TELNSNZ = 100 then:

set UTA_STAT = '1'

set UTA_ORIG = '1'

Array:

Skip Instructions: 1-99,DK,RF: Goto TELSERSV

100: Goto CK_TELBSNZ

Instrument SAS Name: TELBSNZ

Destination Data Set: EUTA

Sponsor Field Type: N

Report Section: 04A

Check

CK_TELBSNZ
TBLPHONE.BSECTION04A.CK_TELBSNZ

Description: 100% business deduction

Inherited Universe:

Universe: TELBSNZ = 100

Universe Description: All of the charges will be deducted as a business expense

Text: * 100% WAS ENTERED.

PLEASE VERIFY

Check Instructions: IF suppressed and PREVCOMP = 1-20 then
set PREVCOMP = '888' and TELCOMP = '888'
ELSEIF suppressed then set TELCOMP = '888'

Type: Soft

Skip Instructions: Suppress: Goto TELOTH

All others, go back to TELBSNZ

TELSERV

Field

TBLPHONE.BSECTION04A.TELSERV

Description: Service items included in bill

Form Pane Label: Tel Serv

SAS Name:

Tag Name: TELSERSV

Inherited Universe:

Universe: ((TELBSNZ >= 1 and TELBSNZ <= 99) OR TELBSNZ = NONRESPONSE OR
TELBSNS = No {2} OR TELBSNS = NONRESPONSE OR
(bCeintro.BUSCREEN = No {2} and (PREVCOMP IN [P1 .. P20] or TELCOMP <>
888))

Universe Description:

Help Screen: H_S4A

Question Text:  10 ? [F1]

Which of the following items were included in the bill(s) -

- Read each item on list.
- Enter all that apply, separate with commas.

Description Amount1 Amount2 Amount3
(TELCOMP) (TELCHGX1) (TELCHGX2) (TELCHGX3)

Type: Set

Max Number of Values: 5

Length: 1

Answer List: Ttelserv

Value:	Mnemonic:	Description:
1	Cell	Cellular service for mobile phones and devices, including data plans and prepaid plans?
2	Residential	Residential phone service including landlines and Voice over IP?
3	Internet	Internet service at home?
4	Cable	Cable or satellite TV service?
5	Other	Any other service?

Don't Know
 Refuse
 Empty

On Input
 On Output

Array:

Special Instructions: Answer list descriptions should be in bold black

Skip Instructions: IF ONLY option 5 is selected then goto CK_TELSERV
ELSEIF DK or RF then goto TELOTH
ELSEIF option 5 is selected then goto TELSPEC
ELSE goto TELCHGX1

Instrument SAS Name: TELSERV

Destination Data Set: EUTA

Sponsor Field Type: N

Report Section: 04A

Date Implemented (YYYY-MM-DD): April 2017

CK_TELSERV

Check

TBLPHONE.BSECTION04A.CK_TELSERV

Description: "Other" cannot be the only selection

Inherited Universe:

Universe: Other {5} IN TELSERV AND TELSERV.CARDINAL = 1

Universe Description:

Text: ♦ Any other service must be combined with one or more of the other options.

Correct your entry in the previous screen.

Check Instructions:

Type: Hard

Skip Instructions: Go back to TELSERV

Field

TELSPEC
TBLPHONE.BSECTION04A.TELSPEC

Description: Other Service

Form Pane Label: Other Serv

SAS Name: TELSPEC

Tag Name: TELSPEC

Inherited Universe:

Universe: Other {5} IN TELSERV

Universe Description:

Question Text: * Specify

Type: String

Length: 40

Don't Know

Refuse

Empty

On Input

On Output

Array:

Skip Instructions: Goto TELCHGX1

Instrument SAS Name: TELSPEC

Destination Data Set: EUTA

Sponsor Field Type: C

Report Section: 04A

Date Implemented (YYYY-MM-DD): April 2017

TELCHGX1

Field

TBLPHONE.BSECTION04A.TELCHGX1

Description: total amount of bill in ref month

Form Pane Label: \$ Ref month

SAS Name: TELCHGX1

Tag Name: TELCHGX1

Inherited Universe:

Universe: TELSERV = RESPONSE

Universe Description: Not 100% business

Help Screen: H_TELCHGX1

Question Text: ? [F1]

**What was your total bill for ^REF_MONTH including taxes and fees?
Do not include any unpaid charges from a previous billing period.**

<u>Description</u>	<u>Amount1</u>	<u>Amount2</u>	<u>Amount3</u>
(TELCOMP)	(TELCHGX1)	(TELCHGX2)	(TELCHGX3)

Fills: REF_MONTH

Instructions: Set REF_MONTH = 3 months before the interview.

Calculated by taking the INTPER from record type 10 to come up with the base month to start from.

Type: Integer

Length: 7

Min: 0

Max: 999999

- Don't Know
- Refuse
- Empty

- On Input
- On Output

Store Instructions: IF TELCHGX1 is in range, 0, DK, or RF then set TELC_GX1 = EMPTY

Array:

Special Instructions: Display a \$ and comma in the entry field.

Skip Instructions: 1-999999:

IF there is only 1 entry in TELSERV AND
(TELCHGX1 < SoftLowerLimit[TELSERV] or TELCHGX1 >
SoftUpperLimit[TELSERV]) then goto ERR1_TELCHX1

ELSEIF there is more than 1 entry in TELSERV and
(TELCHGX1 < SoftLowerLimit[6] or TELCHGX1 > SoftUpperLimit[6]
then goto ERR1_TELCHGX1

ELSE goto TELCHGX2

0,DK,RF: Goto TELCHGX2

Instrument SAS Name: TELCHGX1

Destination Data Set: EUTA

Sponsor Field Type: N

Report Section: 04A

Date Implemented (YYYY-MM-DD): April 2007

ERR1_TELCHGX1

Check

TBLPHONE.BSECTION04A.ERR1_TELCHGX1

Description: Out of Range Check

Inherited Universe:

Universe: [(TELSERV.cardinal = 1 and (TELCHGX1 < SoftLowerLimit[telserv] or TELCHGX1 > SoftUpperLimit[telserv])) OR
(TELSERV.cardinal > 1 and (TELCHGX1 < SoftLowerLimit[6] or TELCHGX1 > SoftUpperLimit[6]))]
AND TELCHGX1 <> 0 AND TELCHGX1 = RESPONSE

Universe Description: Amount is out of range

Text: ♦ THE VALUE ENTERED IS UNUSUALLY HIGH OR LOW

PLEASE VERIFY AND IF CORRECT, ENTER ITEM LEVEL NOTE

Check Instructions: IF Suppressed then set TELC_GX1 = 'A1'

Type: Soft

Skip Instructions: Suppress: Goto TELCHGX2

All others, go back to TELCHGX1

Field

TELCHGX2
TBLPHONE.BSECTION04A.TELCHGX2

Description: total amount of bill in second month

Form Pane Label: \$ month 2

SAS Name: TELCHGX2

Tag Name: TELCHGX2

Inherited Universe:

Universe: TELSERV = RESPONSE OR TELSERV = NONRESPONSE

Universe Description:

Question Text: What was your total bill for ^TWO_MONTH?

Including taxes and fees. Do not include any unpaid charges from a previous billing period.

[Description](#) [Amount1](#) [Amount2](#) [Amount3](#)
(TELCOMP) (TELCHGX1) (TELCHGX2) (TELCHGX3)

Fills: TWO_MONTH

Instructions: TWO_MONTH = month 2 months before the interview.

Calculated by taking the INTPER from record type 10 to come up with the base month to start from.

Type: Integer

Length: 7

Min: 0

Max: 999999

Don't Know
 Refuse
 Empty

On Input
 On Output

Store Instructions: IF TELCHGX2 is in range, 0, DK, or RF then set TELC_GX2 = EMPTY

Array:

Special Instructions: Display a \$ and comma in the entry field.

Skip Instructions: 1-999999: IF there is only 1 entry in

TELSERV AND (TELCHGX2 < SoftLowerLimit[TELSERV] or

TELCHGX2 > SoftUpperLimit[TELSERV]) then goto

ERR1_TELCHX2.

ELSEIF there is more than 1 entry in TELSERV AND (TELCHGX2

< SoftLowerLimit[6] or TELCHGX2 > SoftUpperLimit[6] then goto
ERR1_TELCHGX2

ELSE goto TELCHGX3

0,DK,RF: Goto TELCHGX3

Instrument SAS Name: TELCHGX2

Destination Data Set: EUTA

Sponsor Field Type: N

Report Section: 04A

Date Implemented (YYYY-MM-DD): April 2007

Check

ERR1_TELCHGX2
TBLPHONE.BSECTION04A.ERR1_TELCHGX2

Description: Out of Range Check

Inherited Universe:

Universe: [(TELSERV.cardinal = 1 and (TELCHGX2 < SoftLowerLimit[telserv] or TELCHGX2 > SoftUpperLimit[telserv])) OR (TELSERV.cardinal > 1 and (TELCHGX2 < SoftLowerLimit[6] or TELCHGX2 > SoftUpperLimit[6]))]
AND TELCHGX2 <> 0 AND TELCHGX2 = RESPONSE

Universe Description:

Text: * THE VALUE ENTERED IS UNUSUALLY HIGH OR LOW

PLEASE VERIFY AND IF CORRECT, ENTER ITEM LEVEL NOTE

Check Instructions: IF suppressed then set TELC_GX2 = 'A1'

Type: Soft

Skip Instructions: Suppress: Goto TELCHGX3

All others, go back to TELCHGX2

TELCHGX3

Field

TBLPHONE.BSECTION04A.TELCHGX3

Description: total amount of bill in last month

Form Pane Label: \$ Last month

SAS Name: TELCHGX3

Tag Name: TELCHGX3

Inherited Universe:

Universe: TELSERV = RESPONSE OR TELSERV = NONRESPONSE

Universe Description:

Question Text: What was your total bill for ^LAST_MONTH?

Including taxes and fees. Do not include any unpaid charges from a previous billing period.

<u>Description</u>	<u>Amount1</u>	<u>Amount2</u>	<u>Amount3</u>
(TELCOMP)	(TELCHGX1)	(TELCHGX2)	(TELCHGX3)

Fills: LAST_MONTH

Instructions: LAST_MONTH = last month before the interview.

Calculated by taking the INTPER from record type 10 to come up with the base month to start from.

Type: Integer

Length: 7

Min: 0

Max: 999999

Don't Know
 Refuse
 Empty

On Input
 On Output

Store Instructions: IF TELCHGX3 is in range, 0, DK, or RF then set TELC_GX3 = EMPTY

Array:

Special Instructions: Display a \$ and comma in the entry field.

Skip Instructions: 1-999999: IF there is only 1 entry in TELSERV AND
(TELCHGX3 < SoftLowerLimit[TELSERV] or TELCHGX3 >
SoftUpperLimit[TELSERV]) then goto ERR1_TELCHX3

ELSE IF there is more than 1 entry in TELSERV AND (TELCHGX3 <
SoftLowerLimit[6] or TELCHGX3 > SoftUpperLimit[6] then goto
ERR1_TELCHGX3

ELSEIF TELCHGX1 = 0 OR TELCHGX2 = 0 then

goto BILPERD

ELSE goto TELOTH

0: Goto BILPERD

DK,RF: IF TELCHGX1 = 0 OR TELCHGX2 = 0 then goto BILPERD

ELSE goto TELOTH

Instrument SAS Name: TELCHGX3

Destination Data Set: EUTA

Sponsor Field Type: N

Report Section: 04A

Date Implemented (YYYY-MM-DD): April 2007

ERR1_TELCHGX3

Check

TBLPHONE.BSECTION04A.ERR1_TELCHGX3

Description: Out of Range Check

Inherited Universe:

Universe: [(TELSERV.cardinal = 1 and (TELCHGX3 < SoftLowerLimit[telserv] or TELCHGX3 > SoftUpperLimit[telserv])) OR
(TELSERV.cardinal > 1 and (TELCHGX3 < SoftLowerLimit[6] or TELCHGX3 > SoftUpperLimit[6]))]
AND TELCHGX3 <> 0 AND TELCHGX3 = RESPONSE

Universe Description:

Text: ♦ THE VALUE ENTERED IS UNUSUALLY HIGH OR LOW

PLEASE VERIFY AND IF CORRECT, ENTER ITEM LEVEL NOTE

Check Instructions: IF suppressed then set TELC_GX3 = 'A1'

Type: Soft

Skip Instructions: Suppress: IF TELCHGX1 = 0 OR TELCHGX2 = 0 then goto BILPERD
ELSE goto TELOTH
All others go back to TELCHGX3

Field

BILPERD
TBLPHONE.BSECTION04A.BILPERD

Description: Billing Period

Form Pane Label: Bill Perd

SAS Name: BILPERD

Tag Name: BILPERD

Inherited Universe:

Universe: TELCHGX1 = 0 OR TELCHGX2 = 0 OR TELCHGX3 = 0

Universe Description:

Question Text: What is your usual billing period for this service?

Description Amount1 Amount2 Amount3
(TELCOMP) (TELCHGX1) (TELCHGX2) (TELCHGX3)

Type: Enumerated

Length: 1

Answer List: TBillPeriod

Value:	Mnemonic:	Description:
1	Month1	Month
2	Month2	2 months
3	Quarter	Quarter
4	Annual	Annual
5	Other	Other

- Don't Know
- Refuse
- Empty

- On Input
- On Output

Array:

Skip Instructions: Goto TELOTH

Instrument SAS Name: BILPERD

Destination Data Set: EUTA

Sponsor Field Type: C

Report Section: 04A

Date Implemented (YYYY-MM-DD): April 2007

Field

TELOTH
TBLPHONE.BSECTION04A.TELOTH

Description: Any More

Form Pane Label: Any More

SAS Name:

Tag Name: TELOTH

Inherited Universe:

Universe: ALL

Universe Description:

Question Text: Did ^You_Anyone2 receive any other bills for telephones, internet, cable TV, or satellite TV services not used entirely for business purposes?

Description Amount1 Amount2 Amount3
(TELCOMP) (TELCHGX1) (TELCHGX2) (TELCHGX3)

Fills: You_Anyone2

Instructions: IF NUMHOUSE = 1 then fill 'you'
ELSE fill 'anyone in your household'

Type: Enumerated

Length: 1

Answer List: TYesNo

Value:	Mnemonic:	Description:
1	Yes	Yes
2	No	No

- Don't Know
- Refuse
- Empty

- On Input
- On Output

Store Instructions: IF TELCOMP <> '888' and PREVCOMP <> 888 and TELOTH <> EMPTY then
Set UTA_STAT = '1'
Set UTA_ORIG = '1'

Array:

- Skip Instructions:**
- 1: IF row number = 20 then goto ERR_MAX
ELSEIF any 850005.TELCOMP = 1-20 then goto PREVCOMP,
next row of the table
ELSE goto TELCOMP, next row of the table

 - 2: IF Answer is changed from a 1 to a 2 then goto CK_TELOTH
ELSE exit block goto TbIPhone.S4A_END

Instrument SAS Name: TELOTH

Destination Data Set: EUTA

Report Section: 04A

Check

ERR_MAX
TBLPHONE.BSECTION04A.ERR_MAX

Description: Max Number of Rows Reached

Inherited Universe:

Universe: (TELOTH = Yes {1}) AND (ROW number = 20)

Universe Description: Yes, there are more expenses, but there are no more empty rows in the grid

Text: ♦ [No more rows can be added](#)

Check Instructions:

Type: Hard

Skip Instructions: Go back to TELOTH

CK_TELOTH

Check

TBLPHONE.BSECTION04A.CK_TELOTH

Description:

Inherited Universe:

Universe: TELOTH was changed from a 1 to a 2

Universe Description:

Text: * You cannot change this answer to a "no".
If you need to delete records below this line, enter 888 in the Comp or Comp
name column

Check Instructions:

Type: Hard

Skip Instructions: Go back to TELOTH

Field

TELLAND
TBLPHONE.BSECTION04A.TELLAND

Description: Set based on TELSERV; Residential service code

Form Pane Label:

SAS Name: TELLAND

Tag Name:

Inherited Universe:

Universe:

Universe Description:

Question Text:

Type: String

Length: 1

Don't Know

Refuse

Empty

On Input

On Output

Array:

Special Instructions: NOTE: Set in processing in BLS Edit Specifications

Valid Values: 1 = Has Residential Service

2 = Does NOT have Residential Service

8 = Refused

9 = Don't know

Instrument SAS Name: TELLAND

Destination Data Set: EUTA

Sponsor Field Type: C

Report Section: 04A

TELMOBI

Field

TBLPHONE.BSECTION04A.TELMOBI

Description: Set based on TELSERV ; Mobile/cellular code

Form Pane Label:

SAS Name: TELMOBI

Tag Name:

Inherited Universe:

Universe:

Universe Description:

Question Text:

Type: String

Length: 1

Don't Know

Refuse

Empty

On Input

On Output

Array:

Special Instructions: NOTE: Set in processing in BLS Edit Specifications

Valid Values: 1 = Has Mobile/cellular service including prepaid

2 = Does NOT have Mobile/cellular service including prepaid

8 = Refused

9 = Don't know

Instrument SAS Name: TELMOBI

Destination Data Set: EUTA

Sponsor Field Type: C

Report Section: 04A

Field

TINTNET
TBLPHONE.BSECTION04A.TINTNET

Description: Set based on TELSERV; Internet access or data service code

Form Pane Label:

SAS Name: TINTNET

Tag Name:

Inherited Universe:

Universe:

Universe Description:

Question Text:

Type: String

Length: 1

Don't Know

Refuse

Empty

On Input

On Output

Array:

Special Instructions: NOTE: Set in processing in BLS Edit Specifications

Valid Values: 1 = Internet access or data service

2 = NO Internet access or data service

8 = Refused

9 = Don't know

Instrument SAS Name: TINTNET

Destination Data Set: EUTA

Sponsor Field Type: C

Report Section: 04A

TCABLE

Field

TBLPHONE.BSECTION04A.TCABLE

Description: Set based on TELSERV; Cable or satellite television service code

Form Pane Label:

SAS Name: TCABLE

Tag Name:

Inherited Universe:

Universe:

Universe Description:

Question Text:

Type: String

Length: 1

- Don't Know
- Refuse
- Empty

- On Input
- On Output

Array:

Special Instructions: NOTE: Set in processing in BLS Edit Specifications

Valid Values: 1 = Cable or satellite television service
2 = NO cable or satellite television service
8 = Refused
9 = Don't know

Instrument SAS Name: TCABLE

Destination Data Set: EUTA

Sponsor Field Type: C

Report Section: 04A

Field

TELOTHER
TBLPHONE.BSECTION04A.TELOTHER

Description: Set based on TELSERV; other service

Form Pane Label:

SAS Name: TELOTHER

Tag Name:

Inherited Universe:

Universe:

Universe Description:

Question Text:

Type: String

Length: 1

Don't Know

Refuse

Empty

On Input

On Output

Array:

Special Instructions: NOTE: Set in processing in BLS Edit Specifications

Valid Values: 1 = Has other service

2 = Does NOT have other service

8 = Refused

9 = Don't know

Instrument SAS Name: TELOTHER

Destination Data Set: EUTA

Sponsor Field Type: C

Report Section: 04A

TELC_GX1

Field

TBLPHONE.BSECTION04A.TELC_GX1

Description: A1 Flag variable for TELCHGX1

Form Pane Label:

SAS Name: TELC_GX1

Tag Name:

Inherited Universe:

Universe:

Universe Description:

Question Text:

Type: String

Length: 2

- Don't Know
- Refuse
- Empty

- On Input
- On Output

Array:

Special Instructions: NOTE: See ERR1_TELCHGX1 for how to set this field

Valid Values: A1 = Range edit failed
(ERR1 check was suppressed)
Blank = Range edit passed

Instrument SAS Name: TELC_GX1

Destination Data Set: EUTA

Sponsor Field Type: C

Report Section: 04A

Date Implemented (YYYY-MM-DD): April 2007

Sponsor Edits: FLAG

Field

TELC_GX2
TBLPHONE.BSECTION04A.TELC_GX2

Description: A1 Flag variable for TELCHGX2

Form Pane Label:

SAS Name: TELC_GX2

Tag Name:

Inherited Universe:

Universe:

Universe Description:

Question Text:

Type: String

Length: 2

- Don't Know
- Refuse
- Empty

- On Input
- On Output

Array:

Special Instructions: NOTE: See ERR1_TELCHGX2 for how to set this field

Valid Values: A1 = Range edit failed
(ERR1 check was suppressed)
Blank = Range edit passed

Instrument SAS Name: TELC_GX2

Destination Data Set: EUTA

Sponsor Field Type: C

Report Section: 04A

Date Implemented (YYYY-MM-DD): April 2007

Sponsor Edits: FLAG

TELC_GX3

Field

TBLPHONE.BSECTION04A.TELC_GX3

Description: A1 Flag variable for TELCHGX3

Form Pane Label:

SAS Name: TELC_GX3

Tag Name:

Inherited Universe:

Universe:

Universe Description:

Question Text:

Type: String

Length: 2

- Don't Know
- Refuse
- Empty

- On Input
- On Output

Array:

Special Instructions: NOTE: See ERR1_TELCHGX3 for how to set this field

Valid Values: A1 = Range edit failed
(ERR1 check was suppressed)
Blank = Range edit passed

Instrument SAS Name: TELC_GX3

Destination Data Set: EUTA

Sponsor Field Type: C

Report Section: 04A

Date Implemented (YYYY-MM-DD): April 2007

Sponsor Edits: FLAG

Field

UTA_STAT
TBLPHONE.BSECTION04A.UTA_STAT

Description: Record status

Form Pane Label:

SAS Name: REC_STAT

Tag Name:

Inherited Universe:

Universe:

Universe Description:

Question Text:

Type: String

Length: 1

- Don't Know
- Refuse
- Empty

- On Input
- On Output

Array:

Special Instructions: NOTE: See TELOTH for how to set this field

Valid Values: 1 = Active record (Newly reported)
3 = Inactive record

Instrument SAS Name: UTA_STAT

Destination Data Set: EUTA

Sponsor Field Type: C

Report Section: 04A

UTA_ORIG

Field

TBLPHONE.BSECTION04A.UTA_ORIG

Description: Record origin

Form Pane Label:

SAS Name: REC_ORIG

Tag Name:

Inherited Universe:

Universe:

Universe Description:

Question Text:

Type: String

Length: 1

Don't Know

Refuse

Empty

On Input

On Output

Array:

Special Instructions: NOTE: See TELOTH for how to set this field

Valid Values: 1 = Data from current interview
2 = Data reported in previous quarter

Instrument SAS Name: UTA_ORIG

Destination Data Set: EUTA

Sponsor Field Type: C

Report Section: 04A

Field

SEQ
TBLPHONE.BSECTION04A.SEQ

Description: Sequence number from the SCIF

Form Pane Label:

SAS Name:

Tag Name:

Inherited Universe:

Universe:

Universe Description:

Question Text:

Type: Integer

Length: 2

Min: 1

Max: 99

- Don't Know
- Refuse
- Empty

- On Input
- On Output

Array:

Special Instructions: This variable is used to match the telephone company selected in PREVCOMP to the previous quarter so that TELPURCH can be carried forward.

Destination Data Set: EUTA

Sponsor Field Type: N

Report Section: 4A

Date Implemented (YYYY-MM-DD): April 2023

S4A_END

S4A_END

Field

Description: Section 4A end

Form Pane Label:

SAS Name:

Tag Name:

Inherited Universe:

Universe: (TBLPhone.BSection04A.TELOTH = No {2}) OR
(TELEBILL = No {2} or TELEBILL = NONRESPONSE) OR (TBLPhone.BSection04A
Table is full)

Universe Description:

Question Text:

Type: Classification

Length: 0

- Don't Know
- Refuse
- Empty

- On Input
- On Output

Store Instructions: IF (TBLPhone.BSection04A.TELOTH = No {2}) OR
(TELEBILL = No {2} or TELEBILL = NONRESPONSE) OR
(TBLPhone.BSection04A Table is full) then
set S4A_END = Yes

Array:

Skip Instructions: Goto LP4A_Flag

Report Section: 04A

Field

LP4A_Flag
LP4A_Flag

Description: Section 4A Extended Recall Flag

Form Pane Label:

SAS Name:

Tag Name:

Inherited Universe:

Universe: S4A_END = Yes

Universe Description: Section 4A is complete

Question Text:

Type: Enumerated

Length: 1

Answer List: TYesNo

Value:	Mnemonic:	Description:
1	Yes	Yes
2	No	No

- Don't Know
- Refuse
- Empty

- On Input
- On Output

Store Instructions: For I: = 1 to 4 DO
 Set LP4A_Flag[I] = 2
END DO

```
FOR I:= 1 TO 20 DO {Max # of rows for the table}
  IF BSECTION4.TBLPHONE.BSECTION04A[I].UTA_STAT = 1 THEN:
    IF Cell {1} IN BSECTION4.TBLPHONE.BSECTION04A[I].TELSERV THEN
      LP4A_Flag[1] = Yes
```

```
    IF Residential {2} IN BSECTION4.TBLPHONE.BSECTION04A[I].TELSERV
      THEN LP4A_Flag[2] = Yes
```

```
    IF Internet {3} in BSECTION4.TBLPHONE.BSECTION04A.TELSERV
```

THEN LP4A_Flag [3] = Yes

IF Cable {4} in BSECTION4.TBLPHONE.BSECTION04A. TELSERV

THEN LP4A_Flag[4] = Yes

END

END DO

Array:

Number of Elements: 4

Special Instructions: Array positions

1 = Cell phone (1 selected in TELSERV)

2 = Residential phone (2 selected in TELSERV)

3 = Internet Service (3 selected in TELSERV)

4 = Cable Service (4 selected in TELSERV)

Skip Instructions: Goto Section 4B - BSection04B

Instrument SAS Name: LP4A_Flag

Report Section: 4A

Date Implemented (YYYY-MM-DD): April 2019

Block

BSECTION04B
BSECTION04B

Description: Other Telephone Expenses

Tab Name:

Fly Over Name:

Universe Type: If

Inherited Universe:

Universe: S4A_END = 1

Universe Description: Section 4 - Part A is complete

Array:

Block Instructions:

SoftLowerLimit

Field

BSECTION04B.SoftLowerLimit

Description: PRPYCLX AND INTAWYX

Form Pane Label:

SAS Name:

Tag Name:

Inherited Universe:

Universe:

Universe Description:

Question Text:

Type: Classification

Length: 0

- Don't Know
- Refuse
- Empty

- On Input
- On Output

Store Instructions: SoftLowerLimit[1] := 5 {PRPYCLX}

SoftLowerLimit[2] := 5 {INTAWYX}

Array:

Number of Elements: 40

Field

SoftUpperLimit
BSECTION04B.SoftUpperLimit

Description: PRPYCLX AND INTAWYX

Form Pane Label:

SAS Name:

Tag Name:

Inherited Universe:

Universe:

Universe Description:

Question Text:

Type: Classification

Length: 0

- Don't Know
- Refuse
- Empty

- On Input
- On Output

Store Instructions: SoftUpperLimit[1] := 300 {PRPYCLX}
SoftUpperLimit[2] := 150 {INTAWYX}

Array:

Number of Elements: 40

PRPYCELL

Field

BSECTION04B.PRPYCELL

Description: Purchased any pre-paid cellular minutes?

Form Pane Label: Pre-paid Minutes

SAS Name: PRPYCELL

Tag Name: PRPYCELL

Inherited Universe:

Universe:

Universe Description: All

Question Text:  10

Since the first of ^REF_MONTH not including this month, ^have_has2
^You_Anyone2 purchased any pre-paid cellular minutes, not already reported?

Fills: REF_MONTH

Instructions: Set REF_MONTH = 3 months before the interview.

Calculated by taking the INTPER from record type 10 to come up with the base month to start from.

Fills: have_has2

Instructions: IF NUMHOUSE = 1 then fill "have"

ELSE fill "has"

Fills: You_Anyone2

Instructions: IF NUMHOUSE = 1 then fill 'you'

ELSE fill 'anyone in your household'

Type: Enumerated

Length: 1

Answer List: TYesNo

Value:	Mnemonic:	Description:
1	Yes	Yes
2	No	No

Don't Know
 Refuse
 Empty

On Input
 On Output

Array:

Special Instructions: IF PRPYCELL = No {2} or PRPYCELL = NONRESPONSE then set PRPYCLX_ = Empty

Skip Instructions: 1: Goto PRPYCLX

2,DK,RF: Goto INTAWAY

Instrument SAS Name: PRPYCELL

Destination Data Set: EUTP

Sponsor Field Type: C

Report Section: 04B

Date Implemented (YYYY-MM-DD): April 2019

PRPYCLX
BSECTION04B.PRPYCLX

Field

Description: Total amount paid for pre-paid cellular minutes

Form Pane Label: Pre-paid Minutes \$

SAS Name: PRPYCLX

Tag Name: PRPYCLX

Inherited Universe:

Universe: PRPYCELL = Yes {1}

Universe Description: Yes, purchased pre-paid cellular minutes

Question Text: Since the first of ^REF_MONTH not including this month -

What was the total amount paid including taxes and fees?

Fills: REF_MONTH

Instructions: Set REF_MONTH = 3 months before the interview.

Calculated by taking the INTPER from record type 10 to come up with the base month to start from.

Type: Integer

Length: 5

Min: 1

Max: 9999

Don't Know

Refuse

Empty

On Input

On Output

Store Instructions: IF PRPYCLX is in range or NONRESPONSE then set PRPYCLX_ = EMPTY

Array:

Special Instructions: Display a \$ and comma in the entry field.

Skip Instructions: IF PRPYCLX < SoftLowerLimit[1] or PRPYCLX > SoftUpperLimit[1] then goto ERR1_PRPYCLX

ELSEIF RT10.POPGRP = 11, 12 or 18 then goto FONSTORE

ELSE goto INTAWAY

Instrument SAS Name: PRPYCLX

Destination Data Set: EUTP

Sponsor Field Type: N

Report Section: 04B

Date Implemented (YYYY-MM-DD): April 2019

ERR1_PRPYCLX
BSECTION04B.ERR1_PRPYCLX

Check

Description: Out of Range Check

Inherited Universe:

Universe: (PRPYCLX < SoftLowerLimit[1] or PRPYCLX > SoftUpperLimit[1]) AND PRPYCLX = RESPONSE

Universe Description: Amount spent on pre-paid cellular minutes is out of range

Text: * THE VALUE IS UNUSUALLY HIGH OR LOW.

PLEASE VERIFY AND IF CORRECT, ENTER ITEM LEVEL NOTE

Check Instructions: IF suppressed then set PRPYCLX_ = 'A1'

Type: Soft

Skip Instructions: Suppress: IF RT10.POPGRP = 11, 12 or 18 then goto FONSTORE
ELSE goto INTAWAY

All others, go back to PRPYCLX

Field

FONSTORE
BSECTION04B.FONSTORE

Description: Where Purchased

Form Pane Label: Store

SAS Name: FONSTORE

Tag Name: FONSTORE

Inherited Universe:

Universe: PRPYCELL = Yes {1} AND (VAL(RT10.POPGRP) = 11 or VAL(RT10.POPGRP) = 12 or VAL(RT10.POPGRP) = 18)

Universe Description: Purchased pre-paid cellular minutes and POPGRP is 11, 12 or 18

Question Text: What is the name of the business where these were purchased?

✦ Enter store, website, or company name

If there are multiple stores, websites, or company names, enter the last/most recent

Type: String

Length: 45

Don't Know

Refuse

Empty

On Input

On Output

Array:

Special Instructions: IF UPPERCASE ENTRY contains '.COM' then set FONPURCH = 1 and "keep" and "show"

Skip Instructions: IF uppcase entry = 'GROUPON' or 'GROUPON.COM' then goto ERR_GROUPON

ELSEIF UPPERCASE ENTRY contains '.COM' then goto INTAWAY

ELSEIF ENTRY = DK or RF then goto INTAWAY

ELSE goto FONPURCH

Instrument SAS Name: FONSTORE

Destination Data Set: EUTP

Sponsor Field Type: C

Report Section: 04B

Date Implemented (YYYY-MM-DD): April 2017

Check

ERR_GROUPON
BSECTION04B.ERR_GROUPON

Description: Groupon Check

Inherited Universe:

Universe: UPPERCASE(FONSTORE) = 'GROUPON' OR UPPERCASE(FONSTORE) = 'GROUPON.COM'

Universe Description:

Text: * ENTER THE STORE OR COMPANY THAT THE GROUPON IS FOR.

DO NOT ENTER "GROUPON"

Check Instructions:

Type: Soft

Skip Instructions: Suppress: IF UPPERCASE entry in FONSTORE contains ".COM" then goto INTAWAY

ELSE goto FONPURCH

All others, go back to FONSTORE

FONPURCH

Field

BSECTION04B.FONPURCH

Description: Purchased Online or in person

Form Pane Label: Online

SAS Name: FONPURCH

Tag Name: FONPURCH

Inherited Universe:

Universe: FONSTORE = RESPONSE AND (UPPERCASE(FONSTORE) does NOT contain
'COM')

Universe Description:

Question Text: Were they paid for -

Type: Enumerated

Length: 1

Answer List: TOnline

Value:	Mnemonic:	Description:
1	Online	Online?
2	InPerson	In person?
3	MailTel	By mail or telephone order?
4	Other	Other

- Don't Know
- Refuse
- Empty

- On Input
- On Output

Array:

Special Instructions: Answer list descriptions for options 1-3 should be bold black

Skip Instructions: 1,3,4,DK,RF: Goto INTAWAY

2: Goto FONLOC

Instrument SAS Name: FONPURCH

Destination Data Set: EUTP

Sponsor Field Type: C

Report Section: 04B

Date Implemented (YYYY-MM-DD): April 2017

FONLOC
BSECTION04B.FONLOC

Field

Description: Purchase location - City

Form Pane Label: Location - City

SAS Name: FONLOC

Tag Name: FONLOC

Inherited Universe:

Universe: FONPURCH = InPerson {2}

Universe Description: Purchased in person

Question Text: In what city is ^FONSTORE_Fill located?

Fills: FONSTORE_Fill

Instructions: Fill entry in FONSTORE

Type: String

Length: 45

- Don't Know
- Refuse
- Empty

- On Input
- On Output

Array:

Skip Instructions: Goto FONLOCST

Instrument SAS Name: FONLOC

Destination Data Set: EUTP

Sponsor Field Type: C

Report Section: 04B

Date Implemented (YYYY-MM-DD): April 2017

Field

FONLOCST
BSECTION04B.FONLOCST

Description: Purchase location - State

Form Pane Label: State

SAS Name: FONLOCST

Tag Name: FONLOCST

Inherited Universe:

Universe: FONPURCH = InPerson {2}

Universe Description: Purchased in person

Help Screen: H_DESTCODE

Question Text: ? [F1]

In what state is ^FONSTORE_Fill located?

✦ Enter the two character state abbreviation

Fills: FONSTORE_Fill

Instructions: Fill entry in FONSTORE

Type: String

Length: 2

Don't Know
 Refuse
 Empty

On Input
 On Output

Array:

Special Instructions: Use answer type TState - STRING[2], display width 4

Skip Instructions: IF entry is not a valid state abbreviation or entry <> 'XX' then goto CK_FONLOCST

ELSE goto INTAWAY

Instrument SAS Name: FONLOCST

Destination Data Set: EUTP

Sponsor Field Type: C

Report Section: 04B

Date Implemented (YYYY-MM-DD): July 2018

Check

CK_FONLOCST
BSECTION04B.CK_FONLOCST

Description: Not a valid state abbreviation

Inherited Universe:

Universe: (FONLOCST is not a valid state abbreviation) AND FONLOCST <> 'XX' AND
FONLOCST = RESPONSE

Universe Description: State abbreviation entered is not valid

Text: * [Not a valid state abbreviation](#)

Check Instructions:

Type: Hard

Skip Instructions: Go back to FONLOCST

INTAWAY

Field

BSECTION04B.INTAWAY

Description: Paid for internet access away from home?

Form Pane Label: Internet Away

SAS Name: INTAWAY

Tag Name: INTAWAY

Inherited Universe:

Universe:

Universe Description: All

Question Text: Since the first of ^REF_MONTH not including this month, ^have_has2
^You_Anyone2 paid for internet access away from home, at places such as
cafés, hotels, or airplanes?

Fills: REF_MONTH

Instructions: Set REF_MONTH = 3 months before the interview.
Calculated by taking the INTPER from record type 10 to come up with the base
month to start from.

Fills: have_has2

Instructions: IF NUMHOUSE = 1 then fill "have"
ELSE fill "has"

Fills: You_Anyone2

Instructions: IF NUMHOUSE = 1 then fill 'you'
ELSE fill 'anyone in your household'

Type: Enumerated

Length: 1

Answer List: TYesNo

Value:	Mnemonic:	Description:
1	Yes	Yes
2	No	No

- Don't Know
- Refuse

Empty

On Input

On Output

Array:

Special Instructions: IF INTAWAY = No {2} or INTAWAY = NONRESPONSE then set INTAWYX_ = EMPTY

Skip Instructions: 1: Goto INTAWYX

2,DK,RF: Goto S4B_END

Instrument SAS Name: INTAWAY

Destination Data Set: EUTP

Sponsor Field Type: C

Report Section: 04B

Date Implemented (YYYY-MM-DD): April 2017

INTAWYX
BSECTION04B.INTAWYX

Field

Description: Total amount paid for internet away from home

Form Pane Label: Internet Away \$

SAS Name: INTAWYX

Tag Name: INTAWYX

Inherited Universe:

Universe: INTAWY = Yes {1}

Universe Description: Yes, paid for internet access away from home

Question Text: Since the first of ^REF_MONTH not including this month -

What was the total amount paid including taxes and fees?

Fills: REF_MONTH

Instructions: Set REF_MONTH = 3 months before the interview.

Calculated by taking the INTPER from record type 10 to come up with the base month to start from.

Type: Integer

Length: 5

Min: 1

Max: 9999

Don't Know

Refuse

Empty

On Input

On Output

Store Instructions: IF INTAWYX is in range or NONRESPONSE then set INTAWYX_ = EMPTY

Array:

Special Instructions: Display a \$ and comma in the entry field.

Skip Instructions: 1-9999: IF INTAWYX < SoftLowerLimit[2] or INTAWYX > SoftUpperLimit[2] then
goto ERR1_INTAWYX
ELSEIF RT10.POPGRP = 7, 8 or 18 then goto INTSTORE

ELSE goto S4B_END

DK,RF: IF RT10.POPGRP = 7, 8 or 18 then goto INTSTORE
ELSE goto S4B_END

Instrument SAS Name: INTAWYX

Destination Data Set: EUTP

Sponsor Field Type: N

Report Section: 04B

Date Implemented (YYYY-MM-DD): April 2017

ERR1_INTAWYX
BSECTION04B.ERR1_INTAWYX

Check

Description: Out of Range Check

Inherited Universe:

Universe: (INTAWYX < SoftLowerLimit[2] or INTAWYX > SoftUpperLimit[2]) AND INTAWYX =
RESPONSE

Universe Description: Amount spent on internet away from home is out of range

Text: * THE VALUE IS UNUSUALLY HIGH OR LOW.

PLEASE VERIFY AND IF CORRECT, ENTER ITEM LEVEL NOTE

Check Instructions: IF suppressed then set INTAWYX_ = 'A1'

Type: Soft

Skip Instructions: Suppress: IF RT10.POPGRP = 7, 8 or 18 then goto INSTORE
ELSE goto S4B_END

All others, go back to INTAWYX

Field

INTSTORE
BSECTION04B.INTSTORE

Description: Where Purchased

Form Pane Label: Store

SAS Name: INTSTORE

Tag Name: INTSTORE

Inherited Universe:

Universe: (VAL(RT10.POPGRP) = 7 or VAL(RT10.POPGRP) = 8) or (VAL(RT10.POPGRP) = 18) AND INTAWAY = Yes {1}

Universe Description: Paid for internet access away from home and POP Group is 7, 8, or 18

Question Text: What is the name of the business where internet access was purchased?

✦ Enter store, website, or company name

If there are multiple stores, websites, or company names, enter the last/most recent

Type: String

Length: 45

Don't Know

Refuse

Empty

On Input

On Output

Array:

Special Instructions: IF UPPERCASE ENTRY contains '.COM' then set INTPURCH = 1 and "keep" and "show"

Skip Instructions: IF UPPERCASE ENTRY contains '.COM' then goto S4B_END

ELSEIF ENTRY = DK or RF then goto S4B_END

ELSE goto INTPURCH

Instrument SAS Name: INTSTORE

Destination Data Set: EUTP

Sponsor Field Type: C

Report Section: 04B

Date Implemented (YYYY-MM-DD): April 2019

Field

INTPURCH
BSECTION04B.INTPURCH

Description: Purchased Online or in person

Form Pane Label: Online

SAS Name: INTPURCH

Tag Name: INTPURCH

Inherited Universe:

Universe: INTSTORE = RESPONSE AND (UPPERCASE(INTSTORE) does NOT contain
'COM')

Universe Description:

Question Text: Was it paid for -

Type: Enumerated

Length: 1

Answer List: TOnline

Value:	Mnemonic:	Description:
1	Online	Online?
2	InPerson	In person?
3	MailTel	By mail or telephone order?
4	Other	Other

- Don't Know
- Refuse
- Empty

- On Input
- On Output

Array:

Special Instructions: Answer list descriptions for options 1-3 should be bold black

Skip Instructions: 1,3,4,DK,RF: Goto S4B_END

2: Goto INTLOC

Instrument SAS Name: INTPURCH

Destination Data Set: EUTP

Sponsor Field Type: C

Report Section: 04B

Date Implemented (YYYY-MM-DD): April 2019

Field

INTLOC
BSECTION04B.INTLOC

Description: Purchase location - City

Form Pane Label: Location - City

SAS Name: INTLOC

Tag Name: INTLOC

Inherited Universe:

Universe: INTPURCH = InPerson {2}

Universe Description: Purchased in person

Question Text: In what city is ^INTSTORE_Fill located?

Fills: INTSTORE_Fill

Instructions: Fill entry in INTSTORE

Type: String

Length: 45

- Don't Know
- Refuse
- Empty

- On Input
- On Output

Array:

Skip Instructions: Goto INTLOCST

Instrument SAS Name: INTLOC

Destination Data Set: EUTP

Sponsor Field Type: C

Report Section: 04B

Date Implemented (YYYY-MM-DD): April 2019

INTLOCST

Field

BSECTION04B.INTLOCST

Description: Purchase location - State

Form Pane Label: State

SAS Name: INTLOCST

Tag Name: INTLOCST

Inherited Universe:

Universe: INTPURCH = InPerson {2}

Universe Description: Purchased in person

Help Screen: H_DESTCODE

Question Text: ? [F1]

In what state is ^INTSTORE_Fill located?

✦ Enter the two character state abbreviation or "XX" for foreign country

Fills: INTSTORE_Fill

Instructions: Fill entry in INTSTORE

Type: String

Length: 2

Don't Know
 Refuse
 Empty

On Input
 On Output

Array:

Special Instructions: Use answer type TState - STRING[2], display width 4

Skip Instructions: IF entry is not a valid state abbreviation or XX then goto CK_INTLOCST
ELSEIF entry = XX then goto INTLOCCT

ELSE goto S4B_END

Instrument SAS Name: INTLOCST

Destination Data Set: EUTP

Sponsor Field Type: C

Report Section: 04B

Date Implemented (YYYY-MM-DD): April 2019

CK_INTLOCST

Check

BSECTION04B.CK_INTLOCST

Description: Not a valid state abbreviation

Inherited Universe:

Universe: (INTLOCST is not a valid state abbreviation) AND INTLOCST <> 'XX' AND
INTLOCST = RESPONSE

Universe Description: State abbreviation entered is not valid

Text: * [Not a valid state abbreviation](#)

Check Instructions:

Type: Hard

Skip Instructions: Go back to INTLOCST

Field

INTLOCCT
BSECTION04B.INTLOCCT

Description: Purchase location - Country

Form Pane Label: Country

SAS Name: INTLOCCT

Tag Name: INTLOCCT

Inherited Universe:

Universe: INTLOCST = 'XX'

Universe Description: Country

Question Text: In what country is ^INTSTORE_Fill located?

✦ [Enter country name](#)

Fills: INTSTORE_Fill

Instructions: Fill entry in INTSTORE

Type: String

Length: 45

Don't Know

Refuse

Empty

On Input

On Output

Array:

Skip Instructions: Goto S4B_END

Instrument SAS Name: INTLOCCT

Destination Data Set: EUTP

Sponsor Field Type: C

Report Section: 04B

Date Implemented (YYYY-MM-DD): April 2019

S4B_END

Field

BSECTION04B.S4B_END

Description: End of Section 4B

Form Pane Label:

SAS Name:

Tag Name:

Inherited Universe:

Universe: INTAWAY = No {2} OR INTAWAY = NONRESPONSE OR INTAWYX = RESPONSE
OR INTAWYX = NONRESPONSE

Universe Description:

Question Text:

Type: Classification

Length: 0

- Don't Know
- Refuse
- Empty

- On Input
- On Output

Store Instructions: Set Status, origin and section end flags

IF INTAWAY = No {2} OR INTAWAY = NONRESPONSE OR
INTAWYX = RESPONSE OR INTAWYX = NONRESPONSE then
Set UTP_ORIG = '1'
Set UTP_STAT = '1'
Set S4B_END = 1

Array:

Skip Instructions: Exit block and goto Section 4C - S4C_INTRO

Report Section: 04B

Field

PRPYCLX_
BSECTION04B.PRPYCLX_

Description: A1 Flag variable for PRPYCLX

Form Pane Label:

SAS Name: PRPYCLX_

Tag Name:

Inherited Universe:

Universe:

Universe Description:

Question Text:

Type: String

Length: 2

Don't Know

Refuse

Empty

On Input

On Output

Array:

Special Instructions: NOTE: See ERR1_PRPYCLX for how to set this field

Valid Values: A1 = Range edit failed
(ERR1 check was suppressed)

Blank = Range edit passed

Instrument SAS Name: PRPYCLX_

Destination Data Set: EUTP

Sponsor Field Type: C

Report Section: 04B

Date Implemented (YYYY-MM-DD): April 2019

Sponsor Edits: FLAG

Field

INTAWYX_
BSECTION04B.INTAWYX_

Description: A1 Flag variable for INTAWYX

Form Pane Label:

SAS Name: INTAWYX_

Tag Name:

Inherited Universe:

Universe:

Universe Description:

Question Text:

Type: String

Length: 2

- Don't Know
- Refuse
- Empty

- On Input
- On Output

Array:

Special Instructions: NOTE: See ERR1_INTAWYX for how to set this field

Valid Values: A1 = Range edit failed
(ERR1 check was suppressed)

Blank = Range edit passed

Instrument SAS Name: INTAWYX_

Destination Data Set: EUTP

Sponsor Field Type: C

Report Section: 04B

Date Implemented (YYYY-MM-DD): April 2017

Sponsor Edits: FLAG

Field

UTP_STAT
BSECTION04B.UTP_STAT

Description: Record status

Form Pane Label:

SAS Name: REC_STAT

Tag Name:

Inherited Universe:

Universe:

Universe Description:

Question Text:

Type: String

Length: 1

- Don't Know
- Refuse
- Empty

- On Input
- On Output

Array:

Special Instructions: NOTE: See S4B_END for how to set this field

Valid values 1 = Active record

Instrument SAS Name: UTP_STAT

Destination Data Set: EUTP

Sponsor Field Type: C

Report Section: 04B

UTP_ORIG

Field

BSECTION04B.UTP_ORIG

Description: Record origin

Form Pane Label:

SAS Name: REC_ORIG

Tag Name:

Inherited Universe:

Universe:

Universe Description:

Question Text:

Type: String

Length: 1

- Don't Know
- Refuse
- Empty

- On Input
- On Output

Array:

Special Instructions: NOTE: See S4B_END for how to set this field

Valid Values: 1 = Data from current month interview

Instrument SAS Name: UTP_ORIG

Destination Data Set: EUTP

Sponsor Field Type: C

Report Section: 04B

Field

S4C_INTRO
S4C_INTRO

Description: Introduction

Form Pane Label: Introduction

SAS Name:

Tag Name: S4C_INTRO

Inherited Universe:

Universe:

Universe Description: All who get Section 4

Question Text: Now I am going to ask about utility bills.

Prop # Property Description Company Name Utility Amount1
Amount2 Amount3
(WHATPROP) (UTLPDESC) (COMPNAME) (UTILY)
(UTLCHGX1)(UTLCHGX2) (UTLCHGX3)

Type: Enumerated

Length: 1

Answer List: TContinue

Value:	Mnemonic:	Description:
1	Continue	Enter 1 to Continue

- Don't Know
- Refuse
- Empty

- On Input
- On Output

Array:

Skip Instructions: Goto TBLPROPT.Bsection04C.UTC_ITEM

Instrument SAS Name: S4C_INTRO

Destination Data Set: EUTC

Report Section: 04C

Block

TBLPROPT
TBLPROPT

Description: Section 4, Part C - Utilities and Fuels for owned and rented properties

Tab Name:

Fly Over Name:

Universe Type: If

Inherited Universe:

Universe: S4C_INTRO = Continue {1}

Universe Description:

Array:

Block Instructions: 1. MAX Number of rows: 40

2. This section is a laundry list. Follow the laundry list standards. (See the attachment on the field Laundry_List_Standards.)

3. Pre-chart

o Follow pre-chart standards. (See attachment on the field Prechart_Standards.)

o See the attachment on the variable Input_Setup_Specifications for specific prechart information

BSECTION04C
TBLPROPT.BSECTION04C

Block

Description:

Tab Name:
Fly Over Name:
Universe Type: If

Inherited Universe:

Universe: (UTC_ITEM(previous row) <> 99) AND (ROW # < 41)

Universe Description:

Array:

Block Instructions:

Field

SoftLowerLimit
TBLPROPT.BSECTION04C.SoftLowerLimit

Description: Lower ranges for ERR1

Form Pane Label:

SAS Name:

Tag Name:

Inherited Universe:

Universe:

Universe Description:

Question Text:

Type: Classification

Length: 0

- Don't Know
- Refuse
- Empty

- On Input
- On Output

Store Instructions: SoftLowerLimit[1] := 10
SoftLowerLimit[2] := 8
SoftLowerLimit[3] := 34
SoftLowerLimit[4] := 7
SoftLowerLimit[5] := 19
SoftLowerLimit[6] := 5
SoftLowerLimit[7] := 5

Array:

Number of Elements: 40

SoftUpperLimit

Field

TBLPROPT.BSECTION04C.SoftUpperLimit

Description: Upper ranges for ERR1

Form Pane Label:

SAS Name:

Tag Name:

Inherited Universe:

Universe:

Universe Description:

Question Text:

Type: Classification

Length: 0

- Don't Know
- Refuse
- Empty

- On Input
- On Output

Store Instructions: SoftUpperLimit[1] := 999
SoftUpperLimit[2] := 999
SoftUpperLimit[3] := 1499
SoftUpperLimit[4] := 999
SoftUpperLimit[5] := 700
SoftUpperLimit[6] := 599
SoftUpperLimit[7] := 299

Array:

Number of Elements: 40

Field

UTC_ITEM
TBLPROPT.BSECTION04C.UTC_ITEM

Description: Received any bills for utilities, fuels or services

Form Pane Label: Item

SAS Name:

Tag Name: UTC_ITEM

Inherited Universe:

Universe:

Universe Description: All

Help Screen: H_S4C

Question Text:  10 ? [F1]

Since the first of ^REF_MONTH, ^have_has2 ^You_Anyone2 been charged or billed for any of the following utilities, fuels, or services? Do not include bills for properties used entirely for business.

◆ [Read each item on list.](#)

Fills: REF_MONTH

Instructions: Set REF_MONTH = 3 months before the interview.

Calculated by taking the INTPER from record type 10 to come up with the base month to start from.

Fills: have_has2

Instructions: IF NUMHOUSE = 1 then fill "have"
ELSE fill "has"

Fills: You_Anyone2

Instructions: IF NUMHOUSE = 1 then fill 'you'
ELSE fill 'anyone in your household'

Type: Enumerated

Length: 3

Answer List: TUtilities

Value:	Mnemonic:	Description:
1	Electricity	Electricity

2	NaturalGas	Natural or utility gas
3	Fuel_Oil	Fuel oil
4	GasTank	Bottled or tank gas
5	OtherFuel	Other fuels including wood
6	Piped_Water	Piped-in water and sewerage maintenance
7	Trash	Garbage and recycling collection or disposal
99	NoMore	None/No more entries
888	DeleteLine	Delete the line

- Don't Know
- Refuse
- Empty

- On Input
- On Output

Store Instructions: 1. Assign UTILY as follows:
If UTC_ITEM = 1 then set UTILY = 100
If UTC_ITEM = 2 then set UTILY = 110
If UTC_ITEM = 3 then set UTILY = 130
If UTC_ITEM = 4 then set UTILY = 150
If UTC_ITEM = 5 then set UTILY = 180
If UTC_ITEM = 6 then set UTILY = 205
If UTC_ITEM = 7 then set UTILY = 210

2. Set Item2Shadow = UTC_ITEM

Array:

Special Instructions: 1. Answer list options should be in bold black except 99 and 888, they should be in regular black.
(Once an answer list option is selected and the "Any more" question is answered, the answer list description color should be changed to regular blue.)

2. IF UTC_ITEM = 888 then "SHOW" the fields in the row

Skip Instructions: 1-7: IF UTC_ITEM <> Item2Shadow then goto CK_ITEM
ELSE goto WHATPROP

99: Exit the table and goto S4C_END

888: IF row number = 40 then exit the table and goto S4C_END
ELSE goto the next row

Instrument SAS Name: UTC_ITEM

Destination Data Set: EUTC

Sponsor Field Type: N

Report Section: 04C

CK_ITEM

Check

TBLPROPT.BSECTION04C.CK_ITEM

Description: After a row is completed, the user has backed up and changed the item number to another valid item number

Inherited Universe:

Universe: UTC_ITEM was changed to another valid item number

Universe Description: After a row is completed, the user has backed up and changed the item number to another valid item number

Text: • Press "S" to change this item code and enter new data

Press ENTER to re-enter the original item code: ^OldItem

Check Instructions: IF SUPPRESSED then set all fields in this row to EMPTY:
UTCDESC, WHATPROP, UTLPDESC, LASTCOMP, COMPNAME, UTILBUSN,
UTLCHGX1, UTLCHGX2, UTLCHGX3, BLPERIOD, BLPEROTH, UTC_C,
UTC_CMB, UTCPURCH, UTILLOC, UTILOCS, UTCMORE

Type: Soft

Skip Instructions: SUPPRESSED: Goto WHATPROP

All others, go back to UTC_ITEM

Fills: OldItem

Instructions: Fill entry in Item2Shadow

Field

UTCDESC
TBLPROPT.BSECTION04C.UTCDESC

Description: Description - SHOW ONLY Field

Form Pane Label: Service

SAS Name:

Tag Name:

Inherited Universe:

Universe:

Universe Description:

Question Text: ** SHOW ONLY **

Type: String

Length: 30

- Don't Know
- Refuse
- Empty

- On Input
- On Output

Store Instructions: Pre-Fill UTCDESC:

IF UTCDESC = EMPTY then

If UTC_ITEM = 1 then set UTCDESC = "Electric"

If UTC_ITEM = 2 then set UTCDESC = "Natural or utility gas"

If UTC_ITEM = 3 then set UTCDESC = "Fuel oil"

If UTC_ITEM = 4 then set UTCDESC = "Bottle/tank gas"

If UTC_ITEM = 5 then set UTCDESC = "Other fuels including woo"

If UTC_ITEM = 6 then set UTCDESC = "Piped-in water/sewer maint"

If UTC_ITEM = 7 then set UTCDESC = "Trash/recycling collection/disposal"

Array:

Destination Data Set: EUTC

Report Section: 04C

WHATPROP

Field

TBLPROPT.BSECTION04C.WHATPROP

Description: Which property was the bill for

Form Pane Label: Prop

SAS Name: WHATPROP

Tag Name: WHATPROP

Inherited Universe:

Universe: NOT (UTC_ITEM IN [NoMore, DeleteLine]) AND UTC_ITEM <> EMPTY

Universe Description: All except UTC_ITEM = 99 or 888

Question Text: Which property was the bill for?

Type: Enumerated

Length: 2

Answer List: TProperty

Value:	Mnemonic:	Description:
1	Prop1	^Prop_display[1]
2	Prop2	^Prop_display[2]
3	Prop3	^Prop_display[3]
4	Prop4	^Prop_display[4]
5	Prop5	^Prop_display[5]
6	Prop6	^Prop_display[6]
7	Prop7	^Prop_display[7]
8	Prop8	^Prop_display[8]
9	Prop9	^Prop_display[9]
10	Prop10	^Prop_display[10]
11	Prop11	^Prop_display[11]
12	Prop12	^Prop_display[12]
13	Prop13	^Prop_display[13]
14	Prop14	^Prop_display[14]
15	Prop15	^Prop_display[15]
16	Prop16	^Prop_display[16]
17	Prop17	^Prop_display[17]
18	Prop18	^Prop_display[18]

19	Prop19	^Prop_display[19]
20	Prop20	^Prop_display[20]
21	Prop21	Residential business property
40	Prop40	^Prop_display[40]
41	Prop41	^Prop_display[41]
42	Prop42	Rented vacation Property
43	Prop43	Property not owned or rented by household

- Don't Know
- Refuse
- Empty

- On Input
- On Output

Store Instructions: Set PROPDESC

If 1-20 entered then set UTLPDESC = PROPDESC

If 21 entered then set UTLPDESC = "Residential business property"

If 40 is entered then set UTLPDESC = "rented sample unit"

Array:

Special Instructions: 1. Do not display residential business properties
(OWNYB, from section 3, = 600) in the answer list

Note: Blaise does not allow non-displayed options to be selected

2. If an entry of 1-20 is changed to 41-43 then blank out UTLPDESC

Skip Instructions: 1-20,21,40: IF UTC_ITEM = 1-7 and no data in any 850006.COMPNAME[1-40] then
goto COMPNAME

ELSEIF UTC_ITEM = 1-7 and any data in 850006.COMPNAME[1-40] then
goto LASTCOMP

ELSEIF BCeintro.BUSCREEN = 2 then goto UTLCHGX1

ELSE goto UTILBUSN

41,42,43,DK,RF: Goto UTLPDESC

Instrument SAS Name: WHATPROP

Destination Data Set: EUTC

Sponsor Field Type: C

Report Section: 04C

UTLPDESC

Field

TBLPROPT.BSECTION04C.UTLPDESC

Description: Property description

Form Pane Label: Prop oth

SAS Name: UTLPDESC

Tag Name: UTLPDESC

Inherited Universe:

Universe: WHATPROP = 41 or WHATPROP = 42 or WHATPROP = 43 or WHATPROP = NONRESPONSE

Universe Description: Property is an other rental unit, a rented vacation property, a property not owned or rented by household, DK or RF

Question Text: Briefly describe the property.

Type: String

Length: 30

- Don't Know
- Refuse
- Empty

- On Input
- On Output

Array:

Skip Instructions: IF UTC_ITEM = 1-7 AND no data in any 850006.COMPNAME[1-40] then goto COMPNAME

ELSEIF UTC_ITEM = 1-7 and any data in 850006.COMPNAME[1-40] then goto LASTCOMP

ELSEIF BCeintro.BUSCREEN = 2 then goto UTLCHGX1

ELSE goto UTILBUSN

Instrument SAS Name: UTLPDESC

Destination Data Set: EUTC

Sponsor Field Type: C

Report Section: 04C

LASTCOMP

Field

TBLPROPT.BSECTION04C.LASTCOMP

Description:

Form Pane Label: Prev Comp

SAS Name: LASTCOMP

Tag Name: LASTCOMP

Inherited Universe:

Universe: (UTC_ITEM.ord >= 1 and UTC_ITEM <= 7) AND (Any data in 850006.COMPNAME[1-40])

Universe Description:

Question Text: What is the name of the company or government agency which provides
^Description_util?

Prop # Property Description Company Name Utility Amount1
Amount2 Amount3
(WHATPROP) (UTLPDESC) (COMPNAME) (UTILY)
(UTLCHGX1) (UTLCHGX2) (UTLCHGX3)

Fills: Description_util

Instructions: IF UTC_ITEM = 1 then fill "electricity"
ELSEIF UTC_ITEM = 2 then fill "natural or utility gas"
ELSEIF UTC_ITEM = 3 then fill "fuel oil"
ELSEIF UTC_ITEM = 4 then fill "bottled or tank gas"
ELSEIF UTC_ITEM = 5 then fill "other fuels including wood"
ELSEIF UTC_ITEM = 6 then fill "piped-in water and sewerage maintenance"
ELSEIF UTC_ITEM = 7 then fill "garbage and recycling collection or disposal"

Type: Enumerated

Length: 2

Answer List: TLastComp

Value:	Mnemonic:	Description:
1	Comp01	^Comp_display[1]
2	Comp02	^Comp_display[2]
3	Comp03	^Comp_display[3]
4	Comp04	^Comp_display[4]
5	Comp05	^Comp_display[5]

6	Comp06	^Comp_display[6]
7	Comp07	^Comp_display[7]
8	Comp08	^Comp_display[8]
9	Comp09	^Comp_display[9]
10	Comp10	^Comp_display[10]
11	Comp11	^Comp_display[11]
12	Comp12	^Comp_display[12]
13	Comp13	^Comp_display[13]
14	Comp14	^Comp_display[14]
15	Comp15	^Comp_display[15]
16	Comp16	^Comp_display[16]
17	Comp17	^Comp_display[17]
18	Comp18	^Comp_display[18]
19	Comp19	^Comp_display[19]
20	Comp20	^Comp_display[20]
55	Comp55	Company name not listed

- Don't Know
- Refuse
- Empty

- On Input
- On Output

Store Instructions: IF LASTCOMP = 1-20 then store company name selected in COMPNAME

Array:

Skip Instructions: 1-20: IF BCeintro.BUSCREEN = 2 then goto UTLCHGX1
ELSE goto UTILBUSN

55: Goto COMPNAME

Instrument SAS Name: LASTCOMP

Destination Data Set: EUTC

Sponsor Field Type: C

Report Section: 04C

Date Implemented (YYYY-MM-DD): April 2007

COMPNAME

Field

TBLPROPT.BSECTION04C.COMPNAME

Description: Company name

Form Pane Label: Company

SAS Name: COMPNAME

Tag Name: COMPNAME

Inherited Universe:

Universe: (UTC_ITEM >= 1 and UTC_ITEM <= 7) AND
(no data in 850006.COMPNAME[1-40] or LASTCOMP = 55) AND
WHATPROP <> 21

Universe Description:

Question Text: What is the name of the company or government agency which provides
^Description_util?

Prop # Property Description Company Name Utility Amount1
Amount2 Amount3
(WHATPROP) (UTLPDESC) (COMPNAME) (UTILY)
(UTLCHGX1)(UTLCHGX2) (UTLCHGX3)

Fills: Description_util

Instructions: IF UTC_ITEM = 1 then fill "electricity"
ELSEIF UTC_ITEM = 2 then fill "natural or utility gas"
ELSEIF UTC_ITEM = 3 then fill "fuel oil"
ELSEIF UTC_ITEM = 4 then fill "bottled or tank gas"
ELSEIF UTC_ITEM = 5 then fill "other fuels including wood"
ELSEIF UTC_ITEM = 6 then fill "piped-in water and sewerage maintenance"
ELSEIF UTC_ITEM = 7 then fill "garbage and recycling collection or disposal"

Type: String

Length: 30

- Don't Know
- Refuse
- Empty

- On Input
- On Output

Array:

Skip Instructions: IF BCeintro.BUSCREEN = 2 then goto UTLCHGX1

ELSE goto UTILBUSN

Instrument SAS Name: COMPNAME

Destination Data Set: EUTC

Sponsor Field Type: C

Report Section: 04C

UTILBUSN

Field

TBLPROPT.BSECTION04C.UTILBUSN

Description: Any part deducted as a business expense

Form Pane Label: Bus exp

SAS Name: UTILBUSN

Tag Name: UTILBUSN

Inherited Universe:

Universe: bCeintro.BUSCREEN <> No {2}

Universe Description:

Question Text: Will any part of the ^UtilityDescription charges be deducted as a business expense?

Prop # Property Description Company Name Utility Amount1
Amount2 Amount3
(WHATPROP) (UTLPDESC) (COMPNAME) (UTILY)
(UTLCHGX1)(UTLCHGX2) (UTLCHGX3)

Fills: UtilityDescription

Instructions: IF UTC_ITEM = 1 then fill "electric"

ELSEIF UTC_ITEM = 2 then fill "natural or utility gas"

ELSEIF UTC_ITEM = 3 then fill "fuel oil"

ELSEIF UTC_ITEM = 4 then fill "bottled or tank gas"

ELSEIF UTC_ITEM = 5 then fill "other fuel including wood"

ELSEIF UTC_ITEM = 6 then fill "piped-in water and sewerage maintenance"

ELSEIF UTC_ITEM = 7 then fill "garbage and recycling collection or disposal"

Type: Enumerated

Length: 1

Answer List: TYesNo

Value:	Mnemonic:	Description:
1	Yes	Yes
2	No	No

Don't Know

Refuse
 Empty

On Input
 On Output

Array:

Skip Instructions: Goto UTLCHGX1

Instrument SAS Name: UTILBUSN

Destination Data Set: EUTC

Sponsor Field Type: C

Report Section: 04C

UTLCHGX1

Field

TBLPROPT.BSECTION04C.UTLCHGX1

Description:

Form Pane Label: \$ Ref Mon

SAS Name: UTLCHGX1

Tag Name: UTLCHGX1

Inherited Universe:

Universe: NOT (UTC_ITEM IN [NoMore, DeleteLine]) AND UTC_ITEM <> EMPTY

Universe Description: All except UTC_ITEM = 99 or 888

Help Screen: H_UTLCHGX1

Question Text: ? [F1]

How much were you billed for in ^REF_MONTH including taxes and fees?

<u>Prop #</u>	<u>Property Description</u>	<u>Company Name</u>	<u>Utility</u>	<u>Amount1</u>
				<u>Amount2</u> <u>Amount3</u>
(WHATPROP)	(UTLPDESC)	(COMPNAME)	(UTILY)	
(UTLCHGX1)	(UTLCHGX2)	(UTLCHGX3)		

Fills: REF_MONTH

Instructions: Set REF_MONTH = 3 months before the interview.

Calculated by taking the INTPER from record type 10 to come up with the base month to start from.

Type: Integer

Length: 7

Min: 0

Max: 999999

- Don't Know
- Refuse
- Empty

- On Input
- On Output

Store Instructions: IF UTLCHGX1 is in range, 0, DK, or RF then set UTLC_GX1 = EMPTY

Array:

Special Instructions: Display a \$ and comma in the entry field

Skip Instructions: 1-999999: IF (UTLCHGX1 < SoftLowerLimit[UTC_ITEM] or
UTLCHGX1 > SoftUpperLimit[UTC_ITEM]) then goto ERR1_UTLCHGX1
ELSE goto UTILCHGX2

0,DK,RF: Goto UTILCHGX2

Instrument SAS Name: UTLCHGX1

Destination Data Set: EUTC

Sponsor Field Type: N

Report Section: 04C

Date Implemented (YYYY-MM-DD): April 2007

ERR1_UTLCHGX1

Check

TBLPROPT.BSECTION04C.ERR1_UTLCHGX1

Description: Out of Range Check

Inherited Universe:

Universe: (UTLCHGX1 < SoftLowerLimit[UTC_ITEM] or UTLCHGX1 > SoftUpperLimit[UTC_ITEM])
AND UTLCHGX1 = RESPONSE AND UTLCHGX1 <> 0

Universe Description:

Text: ♦ THE VALUE ENTERED IS UNUSUALLY HIGH OR LOW

PLEASE VERIFY AND IF CORRECT, ENTER ITEM LEVEL NOTE

Check Instructions: IF suppressed then set UTLC_GX1 = 'A1'

Type: Soft

Skip Instructions: Suppress: Goto UTILCHGX2

All others, go back to UTILCHGX1

Field

UTLCHGX2

TBLPROPT.BSECTION04C.UTLCHGX2

Description:

Form Pane Label: \$ Mon 2

SAS Name: UTLCHGX2

Tag Name: UTLCHGX2

Inherited Universe:

Universe: NOT (UTC_ITEM IN [NoMore, DeleteLine]) AND UTC_ITEM <> EMPTY

Universe Description: All except UTC_ITEM = 99 or 888

Question Text: How much were you billed for in ^TWO_MONTH including taxes and fees?

Prop # Property Description Company Name Utility Amount1
Amount2 Amount3
(WHATPROP) (UTLPDESC) (COMPNAME) (UTILY)
(UTLCHGX1) (UTLCHGX2) (UTLCHGX3)

Fills: TWO_MONTH

Instructions: TWO_MONTH = month 2 months before the interview.

Calculated by taking the INTPER from record type 10 to come up with the base month to start from.

Type: Integer

Length: 7

Min: 0

Max: 999999

- Don't Know
- Refuse
- Empty

- On Input
- On Output

Store Instructions: IF UTLCHGX2 is in range, 0, DK, or RF then set UTLC_GX2 = EMPTY

Array:

Special Instructions: Display a \$ and comma in the entry field

Skip Instructions: 1-999999: IF (UTLCHGX2 < SoftLowerLimit[UTC_ITEM] or
UTLCHGX2 > SoftUpperLimit[UTC_ITEM]) then goto ERR1_ UTLCHGX2
ELSE goto UTILCHGX3

0,DK,RF: Goto UTILCHGX3

Instrument SAS Name: UTLCHGX2

Destination Data Set: EUTC

Sponsor Field Type: N

Report Section: 04C

Date Implemented (YYYY-MM-DD): April 2007

Check

ERR1_UTLCHGX2
TBLPROPT.BSECTION04C.ERR1_UTLCHGX2

Description: Out of Range Check

Inherited Universe:

Universe: (UTLCHGX2 < SoftLowerLimit[UTC_ITEM] or UTLCHGX2 >
SoftUpperLimit[UTC_ITEM])
AND UTLCHGX2 = RESPONSE AND UTLCHGX2 <> 0

Universe Description:

Text: ♦ THE VALUE ENTERED IS UNUSUALLY HIGH OR LOW

PLEASE VERIFY AND IF CORRECT, ENTER ITEM LEVEL NOTE

Check Instructions: IF suppressed then set UTLC_GX2 = 'A1'

Type: Soft

Skip Instructions: Suppress: Goto UTILCHGX3

All others, go back to UTILCHGX2

UTLCHGX3

Field

TBLPROPT.BSECTION04C.UTLCHGX3

Description: Amount billed for last month

Form Pane Label: \$ Last mon

SAS Name: UTLCHGX3

Tag Name: UTLCHGX3

Inherited Universe:

Universe: NOT (UTC_ITEM IN [NoMore, DeleteLine]) AND UTC_ITEM <> EMPTY

Universe Description: All except UTC_ITEM = 99 or 888

Question Text: How much were you billed for in ^LAST_MONTH including taxes and fees?

Prop # Property Description Company Name Utility Amount1
Amount2 Amount3
(WHATPROP) (UTLPDESC) (COMPNAME) (UTILY)
(UTLCHGX1) (UTLCHGX2) (UTLCHGX3)

Fills: LAST_MONTH

Instructions: LAST_MONTH = last month before the interview.

Calculated by taking the INTPER from record type 10 to come up with the base month to start from.

Type: Integer

Length: 7

Min: 0

Max: 999999

Don't Know
 Refuse
 Empty

On Input
 On Output

Store Instructions: IF UTLCHGX3 is in range, 0, DK, or RF then set UTLC_GX3 = EMPTY

Array:

Special Instructions: Display a \$ and comma in the entry field

Skip Instructions: 1-999999: IF (UTLCHGX3 < SoftLowerLimit[UTC_ITEM] or
UTLCHGX3 > SoftUpperLimit[UTC_ITEM]) then goto ERR1_UTLCHGX3
ELSEIF UTLCHGX1 = 0 OR UTLCHGX2 = 0 then goto BLPERIOD
ELSE goto UTC_C

0: Goto BLPERIOD

DK,RF: Goto UTC_C

Instrument SAS Name: UTLCHGX3

Destination Data Set: EUTC

Sponsor Field Type: N

Report Section: 04C

Date Implemented (YYYY-MM-DD): April 2007

ERR1_UTLCHGX3

Check

TBLPROPT.BSECTION04C.ERR1_UTLCHGX3

Description: Out of Range Check

Inherited Universe:

Universe: (UTLCHGX3 < SoftLowerLimit[UTC_ITEM] or UTLCHGX3 > SoftUpperLimit[UTC_ITEM])
AND UTLCHGX3 = RESPONSE AND UTLCHGX3 <> 0

Universe Description:

Text: ♦ THE VALUE ENTERED IS UNUSUALLY HIGH OR LOW

PLEASE VERIFY AND IF CORRECT, ENTER ITEM LEVEL NOTE

Check Instructions: IF suppressed then set UTLC_GX3 = 'A1'

Type: Soft

Skip Instructions: Suppress: IF UTLCHGX1 = 0 OR UTLCHGX2 = 0 then goto BLPERIOD
ELSE goto UTC_C

All others, go back to UTLCHGX3

Field

BLPERIOD
TBLPROPT.BSECTION04C.BLPERIOD

Description: Billing period

Form Pane Label: Per

SAS Name: BLPERIOD

Tag Name: BLPERIOD

Inherited Universe:

Universe: UTLCHGX1 = 0 OR UTLCHGX2 = 0 OR UTLCHGX3 = 0

Universe Description:

Question Text: What is your usual billing period for the service?

Prop # Property Description Company Name Utility Amount1
Amount2 Amount3
(WHATPROP) (UTLPDESC) (COMPNAME) (UTILY)
(UTLCHGX1) (UTLCHGX2) (UTLCHGX3)

Type: Enumerated

Length: 1

Answer List: TMonthBillsS

Value:	Mnemonic:	Description:
1	Month1	Month
2	Month2	2 months
3	Quarter	Quarter
4	Annual	Annual
5	AsNeed	As needed
6	Other	Other

- Don't Know
- Refuse
- Empty

- On Input
- On Output

Array:

Skip Instructions: 1-5.DK,RF: Goto UTC C

6: Goto BLPEROTH

Instrument SAS Name: BLPERIOD

Destination Data Set: EUTC

Sponsor Field Type: C

Report Section: 04C

Field

BLPEROTH
TBLPROPT.BSECTION04C.BLPEROTH

Description:

Form Pane Label: Per oth

SAS Name: BLPEROTH

Tag Name: BLPEROTH

Inherited Universe:

Universe: BLPERIOD = Other {6}

Universe Description:

Question Text: * Specify:

Prop # Property Description Company Name Utility Amount1
Amount2 Amount3
(WHATPROP) (UTLPDESC) (COMPNAME) (UTILY)
(UTLCHGX1) (UTLCHGX2) (UTLCHGX3)

Type: String

Length: 30

- Don't Know
- Refuse
- Empty

- On Input
- On Output

Array:

Skip Instructions: Goto UTC_C

Instrument SAS Name: BLPEROTH

Destination Data Set: EUTC

Sponsor Field Type: C

Report Section: 04C

UTC_C

Field

TBLPROPT.BSECTION04C.UTC_C

Description:

Form Pane Label: C

SAS Name:

Tag Name: UTC_C

Inherited Universe:

Universe: NOT (UTC_ITEM IN [NoMore, DeleteLine]) AND UTC_ITEM <> EMPTY AND WHATPROP <> 21

Universe Description: All except UTC_ITEM = 99 or 888

Question Text: ♦ [Enter 'C' for a combined expense](#)

Type: String

Length: 1

- Don't Know
- Refuse
- Empty

- On Input
- On Output

Array:

Skip Instructions: C: Goto UTC_CMB

EMPTY: IF UTC_ITEM = 3, 4, 6, 7 and (RT10.POPGRP = 13 or 14) OR IF
UTC_ITEM = 4, 6, 7 and (RT10.POPGRP = 19) then goto UTCPURCH
ELSE goto UTCMORE

IF anything other than a 'C' or empty is entered then goto CK_C

Instrument SAS Name: UTC_C

Destination Data Set: EUTC

Report Section: 04C

Date Implemented (YYYY-MM-DD): April 2023

Check

CK_C
TBLPROPT.BSECTION04C.CK_C

Description: C field can only contain a 'C' or EMPTY

Inherited Universe:

Universe: UTC_C <> 'C' AND UTC_C <> EMPTY

Universe Description:

Text: * Enter 'C' or blank to next item.

Check Instructions:

Type: Hard

Skip Instructions: Go back to UTC_C

UTC_CMB

Field

TBLPROPT.BSECTION04C.UTC_CMB

Description: Add help reference

Form Pane Label: Cmb Code

SAS Name:

Tag Name: UTC_CMB

Inherited Universe:

Universe: UTC_C = 'C'

Universe Description:

Help Screen: H_S4C

Question Text:  10 ? [F1]

What other utilities, fuels, or services was ^UtilityDescription combined with?

• Enter all that apply, separate with commas.

Prop # Property Description Company Name Utility Amount1
Amount2 Amount3
(WHATPROP) (UTLPDESC) (COMPNAME) (UTILY)
(UTLCHGX1) (UTLCHGX2) (UTLCHGX3)

Fills: UtilityDescription

Instructions: IF UTC_ITEM = 1 then fill "electric"

ELSEIF UTC_ITEM = 2 then fill "natural or utility gas"

ELSEIF UTC_ITEM = 3 then fill "fuel oil"

ELSEIF UTC_ITEM = 4 then fill "bottled or tank gas"

ELSEIF UTC_ITEM = 5 then fill "other fuel including wood"

ELSEIF UTC_ITEM = 6 then fill "piped-in water and sewerage maintenance"

ELSEIF UTC_ITEM = 7 then fill "garbage and recycling collection or disposal"

Type: Set

Max Number of Values: 8

Length: 2

Answer List: TUtilities_CC

Value:	Mnemonic:	Description:
1	Electricity	Electricity

2	NaturalGas	Natural or utility gas
3	Fuel_Oil	Fuel oil
4	GasTank	Bottled or tank gas
5	OtherFuel	Other fuels including wood
6	Piped_Water	Piped-in water and sewerage maintenance
7	Trash	Garbage and recycling collection or disposal
77	Miscel	Misc. combined (unable to specify/DK)

- Don't Know
- Refuse
- Empty

- On Input
- On Output

Store Instructions: For each item selected in UTC_CMB set the appropriate code in UTIL1 through UTIL8. (The first entry in UTC_CMB should be recoded and stored in UTIL1, the 2nd entry in UTIL2, etc.)

Set as follows:

- If UTC_CMB = 1 then set = '100'
- If UTC_CMB = 2 then set = '110'
- If UTC_CMB = 3 then set = '130'
- If UTC_CMB = 4 then set = '150'
- If UTC_CMB = 5 then set = '180'
- If UTC_CMB = 6 then set = '205'
- If UTC_CMB = 7 then set = '210'
- If UTC_CMB = 77 then set = '900'

Array:

Skip Instructions: IF UTC_ITEM = 3, 4, 6, or 7 and (RT10.POPGRP = 13 or 14) OR IF UTC_ITEM = 4, 6, 7 and (RT10.POPGRP = 19) then goto UTCPURCH

ELSE goto UTCMORE

Instrument SAS Name: UTC_CMB

Destination Data Set: EUTC

Report Section: 04C

Date Implemented (YYYY-MM-DD): April 2023

UTCPURCH

Field

TBLPROPT.BSECTION04C.UTCPURCH

Description: How originally signed up

Form Pane Label: Online

SAS Name: UTCPURCH

Tag Name: UTCPURCH

Inherited Universe:

Universe: (UTC_ITEM = 3 or UTC_ITEM = 4 or UTC_ITEM = 6 or UTC_ITEM = 7) AND (VAL(RT10.POPGRP) = 13 or VAL(RT10.POPGRP) = 14) OR ((UTC_ITEM = 4 or UTC_ITEM = 6 or UTC_ITEM = 7) and (VAL(RT10.POPGRP) = 19)) AND WHATPROP <> 21

Universe Description: (Fuel Oil, bottled gas, other fuels, piped-in water, or garbage and recycling collection) and POP Group = 13, 14, or 19

Question Text: How did you originally sign up for this service?

Type: Enumerated

Length: 1

Answer List: TOnline

Value:	Mnemonic:	Description:
1	Online	Online?
2	InPerson	In person?
3	MailTel	By mail or telephone order?
4	Other	Other

- Don't Know
- Refuse
- Empty

- On Input
- On Output

Array:

Special Instructions: Answer list descriptions for options 1-3 should be bold black

Skip Instructions: 1,3,4,DK,RF: Goto UTCMORE

2: Goto UTILLOC

Instrument SAS Name: UTCPURCH

Destination Data Set: EUTC

Sponsor Field Type: C

Report Section: 04C

Date Implemented (YYYY-MM-DD): April 2023

UTILLOC

Field

TBLPROPT.BSECTION04C.UTILLOC

Description: Outlet Location - City

Form Pane Label: Location - City

SAS Name: UTILLOC

Tag Name: UTILLOC

Inherited Universe:

Universe: UTCPURCH.ord = 2

Universe Description: Signed up for in person

Question Text: In what city is ^COMPNAME_Fill located?

Fills: COMPNAME_Fill

Instructions: Fill entry in COMPNAME

Type: String

Length: 45

- Don't Know
- Refuse
- Empty

- On Input
- On Output

Array:

Skip Instructions: Goto UTILOCST

Instrument SAS Name: UTILLOC

Destination Data Set: EUTC

Sponsor Field Type: C

Report Section: 04C

Date Implemented (YYYY-MM-DD): July 2018

Field

UTILOCST
TBLPROPT.BSECTION04C.UTILOCST

Description: Outlet Location - State

Form Pane Label: State

SAS Name: UTILOCST

Tag Name: UTILOCST

Inherited Universe:

Universe: UTCPURCH.ord = 2

Universe Description: Signed up for in person

Help Screen: H_DESTCODE

Question Text: ? [F1]

In what state is ^COMPNAME_Fill located?

✦ [Enter the two character state abbreviation](#)

Fills: COMPNAME_Fill

Instructions: Fill entry in COMPNAME

Type: String

Length: 2

Don't Know

Refuse

Empty

On Input

On Output

Array:

Special Instructions: Use answer type TState - STRING[2], display width 4

Skip Instructions: IF entry is not a valid abbreviation and entry <> XX then goto CK_UTILOCST

ELSE goto UTCMORE

Instrument SAS Name: UTILOCST

Destination Data Set: EUTC

Sponsor Field Type: C

Report Section: 04C

Date Implemented (YYYY-MM-DD): July 2018

Check

CK_UTILOCST
TBLPROPT.BSECTION04C.CK_UTILOCST

Description: Not a valid state abbreviation

Inherited Universe:

Universe: (UTILOCST is not a valid state abbreviation) AND UTILOCST <> 'XX' AND
UTILOCST = RESPONSE

Universe Description: State abbreviation entered is not valid

Text: * [Not a valid state abbreviation](#)

Check Instructions:

Type: Hard

Skip Instructions: Go back to UTILOCST

UTCMORE

Field

TBLPROPT.BSECTION04C.UTCMORE

Description:

Form Pane Label: Any more

SAS Name:

Tag Name: UTCMORE

Inherited Universe:

Universe: NOT (UTC_ITEM IN [NoMore, DeleteLine]) AND UTC_ITEM <> EMPTY

Universe Description: All except UTC_ITEM = 99 or 888

Question Text: Did you receive any other ^UtilityDescription bills?

Prop # Property Description Company Name Utility Amount1
Amount2 Amount3
(WHATPROP) (UTLPDESC) (COMPNAME) (UTILY)
(UTLCHGX1) (UTLCHGX2) (UTLCHGX3)

Fills: UtilityDescription

Instructions: IF UTC_ITEM = 1 then fill "electric"

ELSEIF UTC_ITEM = 2 then fill "natural or utility gas"

ELSEIF UTC_ITEM = 3 then fill "fuel oil"

ELSEIF UTC_ITEM = 4 then fill "bottled or tank gas"

ELSEIF UTC_ITEM = 5 then fill "other fuel including wood"

ELSEIF UTC_ITEM = 6 then fill "piped-in water and sewerage maintenance"

ELSEIF UTC_ITEM = 7 then fill "garbage and recycling collection or disposal"

Type: Enumerated

Length: 1

Answer List: TYesNo

Value:	Mnemonic:	Description:
1	Yes	Yes
2	No	No

- Don't Know
- Refuse
- Empty

- On Input
- On Output

Store Instructions: Set record status and record origin
IF UTCMORE = RESPONSE OR UTCMORE = NONRESPONSE THEN
Set UTC_STAT = '1'
Set UTC_ORIG = '1'

Array:

Skip Instructions: 1: IF ROW number = 40 then goto ERR_MAX
ELSE goto UTC_ITEM for the next row

2,DK,RF: IF ROW number = 40 then exit the table and goto S4C_END
ELSE goto UTC_ITEM for the next row

Instrument SAS Name: UTCMORE

Destination Data Set: EUTC

Report Section: 04C

ERR_MAX

Check

TBLPROPT.BSECTION04C.ERR_MAX

Description: Max Number of Rows Reached

Inherited Universe:

Universe: UTCMORE = Yes {1} AND ROW number = 40

Universe Description: Yes, there are more expenses, but there are no more empty rows in the grid

Text: ♦ [No more rows can be added.](#)

Check Instructions:

Type: Hard

Skip Instructions: Go back to UTCMORE

Field

UTILY
TBLPROPT.BSECTION04C.UTILY

Description: Item code

Form Pane Label:

SAS Name: UTILY

Tag Name:

Inherited Universe:

Universe:

Universe Description:

Question Text:

Type: String

Length: 3

- Don't Know
- Refuse
- Empty

- On Input
- On Output

Array:

Special Instructions: NOTE: See UTC_ITEM for how to set this field

Valid Values: 100, 110, 130, 150, 180, 205, 210

Instrument SAS Name: UTILY

Destination Data Set: EUTC

Sponsor Field Type: C

Report Section: 04C

UTIL1

Field

TBLPROPT.BSECTION04C.UTIL1

Description: Combined expense- code

Form Pane Label:

SAS Name: UTIL1

Tag Name:

Inherited Universe:

Universe:

Universe Description:

Question Text:

Type: String

Length: 3

Don't Know

Refuse

Empty

On Input

On Output

Array:

Special Instructions: NOTE: See UTC_CMB for how to set this field

Valid Values: 100, 110, 130, 150, 180, 205, 210, 900

Instrument SAS Name: UTIL1

Destination Data Set: EUTC

Sponsor Field Type: C

Report Section: 04C

Field

UTIL2
TBLPROPT.BSECTION04C.UTIL2

Description:

Form Pane Label:

SAS Name: UTIL2

Tag Name:

Inherited Universe:

Universe:

Universe Description:

Question Text:

Type: String

Length: 3

- Don't Know
- Refuse
- Empty

- On Input
- On Output

Array:

Special Instructions: NOTE: See UTC_CMB for how to set this field

Valid Values: 100, 110, 130, 150, 180, 205, 210, 900

Instrument SAS Name: UTIL2

Destination Data Set: EUTC

Sponsor Field Type: C

Report Section: 04C

UTIL3

Field

TBLPROPT.BSECTION04C.UTIL3

Description:

Form Pane Label:

SAS Name: UTIL3

Tag Name:

Inherited Universe:

Universe:

Universe Description:

Question Text:

Type: String

Length: 3

- Don't Know
- Refuse
- Empty

- On Input
- On Output

Array:

Special Instructions: NOTE: See UTC_CMB for how to set this field

Valid Values: 100, 110, 130, 150, 180, 205, 210, 900

Instrument SAS Name: UTIL3

Destination Data Set: EUTC

Sponsor Field Type: C

Report Section: 04C

Field

UTIL4
TBLPROPT.BSECTION04C.UTIL4

Description:

Form Pane Label:

SAS Name: UTIL4

Tag Name:

Inherited Universe:

Universe:

Universe Description:

Question Text:

Type: String

Length: 3

- Don't Know
- Refuse
- Empty

- On Input
- On Output

Array:

Special Instructions: NOTE: See UTC_CMB for how to set this field

Valid Values: 100, 110, 130, 150, 180, 205, 210, 900

Instrument SAS Name: UTIL4

Destination Data Set: EUTC

Sponsor Field Type: C

Report Section: 04C

UTIL5

Field

TBLPROPT.BSECTION04C.UTIL5

Description:

Form Pane Label:

SAS Name: UTIL5

Tag Name:

Inherited Universe:

Universe:

Universe Description:

Question Text:

Type: String

Length: 3

- Don't Know
- Refuse
- Empty

- On Input
- On Output

Array:

Special Instructions: NOTE: See UTC_CMB for how to set this field

Valid Values: 100, 110, 130, 150, 180, 205, 210, 900

Instrument SAS Name: UTIL5

Destination Data Set: EUTC

Sponsor Field Type: C

Report Section: 04C

Field

UTIL6
TBLPROPT.BSECTION04C.UTIL6

Description:

Form Pane Label:

SAS Name: UTIL6

Tag Name:

Inherited Universe:

Universe:

Universe Description:

Question Text:

Type: String
Length: 3

- Don't Know
- Refuse
- Empty

- On Input
- On Output

Array:

Special Instructions: NOTE: See UTC_CMB for how to set this field

Valid Values: 100, 110, 130, 150, 180, 205, 210, 900

Instrument SAS Name: UTIL6

Destination Data Set: EUTC

Sponsor Field Type: C

Report Section: 04C

UTIL7

Field

TBLPROPT.BSECTION04C.UTIL7

Description:

Form Pane Label:

SAS Name: UTIL7

Tag Name:

Inherited Universe:

Universe:

Universe Description:

Question Text:

Type: String

Length: 3

- Don't Know
- Refuse
- Empty

- On Input
- On Output

Array:

Special Instructions: NOTE: See UTC_CMB for how to set this field

Valid Values: 100, 110, 130, 150, 180, 205, 210, 900

Instrument SAS Name: UTIL7

Destination Data Set: EUTC

Sponsor Field Type: C

Report Section: 04C

Field

UTIL8
TBLPROPT.BSECTION04C.UTIL8

Description:

Form Pane Label:

SAS Name: UTIL8

Tag Name:

Inherited Universe:

Universe:

Universe Description:

Question Text:

Type: String
Length: 3

- Don't Know
- Refuse
- Empty

- On Input
- On Output

Array:

Special Instructions: NOTE: See UTC_CMB for how to set this field

Valid Values: 100, 110, 130, 150, 180, 205, 210, 900

Instrument SAS Name: UTIL8

Destination Data Set: EUTC

Sponsor Field Type: C

Report Section: 04C

UTLC_GX1

Field

TBLPROPT.BSECTION04C.UTLC_GX1

Description: A1 Flag variable for UTLCHGX1

Form Pane Label:

SAS Name: UTLC_GX1

Tag Name:

Inherited Universe:

Universe:

Universe Description:

Question Text:

Type: String

Length: 2

- Don't Know
- Refuse
- Empty

- On Input
- On Output

Array:

Special Instructions: NOTE: See ERR1_UTLCHGX1 for how to set this field

Valid Values: A1 = Range edit failed
(ERR1 check was suppressed)

Blank = Range edit passed

Instrument SAS Name: UTLC_GX1

Destination Data Set: EUTC

Sponsor Field Type: C

Report Section: 04D

Date Implemented (YYYY-MM-DD): April 2007

Sponsor Edits: FLAG

UTLC_GX2

Field

TBLPROPT.BSECTION04C.UTLC_GX2

Description: A1 Flag variable for UTLCHGX2

Form Pane Label:

SAS Name: UTLC_GX2

Tag Name:

Inherited Universe:

Universe:

Universe Description:

Question Text:

Type: String

Length: 2

- Don't Know
- Refuse
- Empty

- On Input
- On Output

Array:

Special Instructions: NOTE: See ERR1_UTLCHGX2 for how to set this field

Valid Values: A1 = Range edit failed
(ERR1 check was suppressed)

Blank = Range edit passed

Instrument SAS Name: UTLC_GX2

Destination Data Set: EUTC

Sponsor Field Type: C

Report Section: 04D

Date Implemented (YYYY-MM-DD): April 2007

Sponsor Edits: FLAG

UTLC_GX3

Field

TBLPROPT.BSECTION04C.UTLC_GX3

Description: A1 Flag variable for UTLCHGX3

Form Pane Label:

SAS Name: UTLG_GX3

Tag Name:

Inherited Universe:

Universe:

Universe Description:

Question Text:

Type: String

Length: 2

Don't Know

Refuse

Empty

On Input

On Output

Array:

Special Instructions: NOTE: See ERR1_UTLCHGX3 for how to set this field

Valid Values: A1 = Range edit failed
(ERR1 check was suppressed)

Blank = Range edit passed

Instrument SAS Name: UTLG_GX3

Destination Data Set: EUTC

Sponsor Field Type: C

Report Section: 04D

Date Implemented (YYYY-MM-DD): April 2007

Sponsor Edits: FLAG

UTC_STAT

Field

TBLPROPT.BSECTION04C.UTC_STAT

Description: Record status

Form Pane Label:

SAS Name: REC_STAT

Tag Name:

Inherited Universe:

Universe:

Universe Description:

Question Text:

Type: String

Length: 1

- Don't Know
- Refuse
- Empty

- On Input
- On Output

Array:

Special Instructions: NOTE: See UTCMORE for how to set this field

Valid values: 1 = Active record (newly reported)
3 = Inactive record

Instrument SAS Name: UTC_STAT

Destination Data Set: EUTC

Sponsor Field Type: C

Report Section: 04D

Field

UTC_ORIG
TBLPROPT.BSECTION04C.UTC_ORIG

Description: Record origin

Form Pane Label:

SAS Name: REC_ORIG

Tag Name:

Inherited Universe:

Universe:

Universe Description:

Question Text:

Type: String

Length: 1

- Don't Know
- Refuse
- Empty

- On Input
- On Output

Array:

Special Instructions: NOTE: See UTCMORE for how to set this field

Valid values: 1 = Data from current month interview
2 = Data reported in previous quarter

Instrument SAS Name: UTC_ORIG

Destination Data Set: EUTC

Sponsor Field Type: C

Report Section: 04D

S4C_END

S4C_END

Field

Description: End of Section 4C

Form Pane Label:

SAS Name:

Tag Name:

Inherited Universe:

Universe: UTC_ITEM = 99 or Table is full

Universe Description:

Question Text:

Type: Classification

Length: 0

Don't Know

Refuse

Empty

On Input

On Output

Array:

Special Instructions: Set 4C End Flag

IF (UTC_ITEM = 99) or (the table is full) then

Set S4C_END = 1

Skip Instructions: Goto LP4C_Flag

Report Section: 04C

Field

LP4C_Flag
LP4C_Flag

Description: Section 4C Extended Recall Flag

Form Pane Label:

SAS Name:

Tag Name:

Inherited Universe:

Universe: S4C_END = 1

Universe Description:

Question Text:

Type: Enumerated

Length: 1

Answer List: TYesNo

Value:	Mnemonic:	Description:
1	Yes	Yes
2	No	No

- Don't Know
- Refuse
- Empty

- On Input
- On Output

Store Instructions: FOR I:= 1-7 DO {# of ITEM answer options}
 LP4C_Flag[I] = 2
ENDDO

```
FOR I:= 1 TO 40 DO {Max # of rows for the table}
  IF BSECTION4.TBLPROPT.BSECTION04C[I].UTC_ITEM.ord = 3 THEN
    LP4C_Flag[3] = 1
  ELSEIF BSECTION4.TBLPROPT.BSECTION04C[I].UTC_ITEM.ord = 4 THEN
    LP4C_Flag[4] = 1
  ELSEIF BSECTION4.TBLPROPT.BSECTION04C[I].UTC_ITEM.ord = 5 THEN
    LP4C_Flag[5] = 1
  ELSEIF BSECTION4.TBLPROPT.BSECTION04C[I].UTC_ITEM.ord = 6 THEN
    LP4C_Flag[6] = 1
```

```
ELSEIF BSECTION4.TBLPROPT.BSECTION04C[!].UTC_ITEM.ord = 7 THEN  
LP4C_Flag[7] = 1  
END DO
```

Array:

Number of Elements: 7

Skip Instructions: Goto S4_SectComp

Instrument SAS Name: LP4C_Flag

Report Section: 4C

Date Implemented (YYYY-MM-DD): April 2019

Field

S4_SectComp
S4_SectComp

Description: End of Section 4 - Set sectcomp flag

Form Pane Label:

SAS Name:

Tag Name:

Inherited Universe:

Universe: All

Universe Description:

Question Text:

Type: Classification

Length: 0

- Don't Know
- Refuse
- Empty

- On Input
- On Output

Array:

Special Instructions: Set section complete flag

IF S4A_END = 1 AND S4B_END = 1 AND S4C_END = 1 then
set SECTCOMP(4) = Yes

Skip Instructions: Exit block and goto Section 5 - BSECT5

Report Section: 04C

BSECT5

BSECT5

Block

Description: Home Improvement, Repairs, and Home Services

Tab Name: S5

Fly Over Name: S5 Home Improvement, Repairs, and Home Services

Universe Type: If

Inherited Universe:

Universe: bFront.START <> Transmit {3} AND bFront.START <> Quit {4} AND bFront.START <> Noninterview {5} AND bFront.REPLACE_HH <> Yes {1} AND bFront.REPLACE_SPAWN <> Continue {1} AND CE_INTRO = Continue {1} AND SECTCOMP[3] = Yes

Universe Description: All interviews where section 3 is complete

Array:

Block Instructions: Section Labels: Section 5A/B - Home Improvement and Repairs
Section 5C - Household Services

Field

S5_INTRO
S5_INTRO

Description:

Form Pane Label: Introduction

SAS Name:

Tag Name: S5_INTRO

Inherited Universe:

Universe:

Universe Description:

Question Text: Now I am going to ask about expenses for construction, repairs, alterations and maintenance of property. Please include projects you worked on yourself, in addition to projects you paid someone to do. Do not include jobs that have been or will be totally reimbursed by someone outside your household
^SuchAsALandlord.

Prop. Description Work Desc.
(PRP5DESC) (WRKDESC)

Fills: SuchAsALandlord

Instructions: If no active sample unit property (no property with OWNYB = 100 and OPB_STAT = 1) in section 3 fill 'such as a landlord'
ELSE leave blank.

Type: Enumerated

Length: 1

Answer List: TContinue

Value:	Mnemonic:	Description:
1	Continue	Enter 1 to Continue

- Don't Know
- Refuse
- Empty

- On Input
- On Output

Array:

Skip Instructions: If no active sample unit property (no property with OWNYB = 100 and OPB_STAT = 1) in section 3 then go to RNTSCRN

ELSE goto BBLOCKA.CRB_ITEM

Instrument SAS Name: S5_INTRO

Destination Data Set: ECRB

Report Section: 05

Field

RNTSCRN
RNTSCRN

Description: Pay for any home improvements

Form Pane Label: Any Improvements

SAS Name: RNTSCRN

Tag Name: RNTSCRN

Inherited Universe:

Universe: No property in bSect3.bValidProps with OWNYB = '100'

Universe Description: No active sample unit property in section 3

Question Text: Since the first of ^REF_MONTH, did ^You_Anyone2 pay for any home construction, improvements, maintenance, or repairs including painting, plumbing, or landscaping?

Fills: REF_MONTH

Instructions: Set REF_MONTH = 3 months before the interview.

Calculated by taking the INTPER from record type 10 to come up with the base month to start from.

Fills: You_Anyone2

Instructions: IF NUMHOUSE = 1 then fill 'you'

ELSE fill 'anyone in your household'

Type: Enumerated

Length: 1

Answer List: TYesNo

Value:	Mnemonic:	Description:
1	Yes	Yes
2	No	No

- Don't Know
- Refuse
- Empty

- On Input
- On Output

Array:

Skip Instructions: 1, DK: Goto BBLOCKA.BROW.CRB_ITEM

2, RF: Goto S5A_END

Instrument SAS Name: RNTSCRN

Destination Data Set: ECRB

Sponsor Field Type: N

Report Section: 5

Date Implemented (YYYY-MM-DD): April 2024

Block

BBLOCKA
BBLOCKA

Description:

Tab Name:
Fly Over Name:
Universe Type: If

Inherited Universe:

Universe: (A property in bSect3.bValidProps with OWNYB = '100') or RNTSCRN = Yes {1} or RNTSCRN = DONTKNOW

Universe Description: There is an owned sample unit or you paid for home construction

Array:

- Block Instructions:**
1. Max # of rows: 12
 2. This section is a laundry list. Follow the laundry list standards. (See the attachment on the field Laundry_List_Standards.)
 3. Pre-chart
 - o Follow pre-chart standards. (See attachment on the field Prechart_Standards.)
 - o See the attachment on the variable Input_Setup_Specifications for specific prechart information

BROW
BBLOCKA.BROW

Block

Description:

Tab Name:
Fly Over Name:
Universe Type: While

Inherited Universe:

Universe: (CRB_ITEM(previous row) <> 99) AND (ROW # < 13)

Universe Description:

Array:

Block Instructions:

Field

SoftLowerLimit
BBLOCKA.BROW.SoftLowerLimit

Description: Lower ranges for ERR1_APPLX and ERR1_TOOLRTX

Form Pane Label:

SAS Name:

Tag Name:

Inherited Universe:

Universe:

Universe Description:

Question Text:

Type: Integer

Length: 10

Min: 0

Max: 99999999

- Don't Know
- Refuse
- Empty

- On Input
- On Output

Store Instructions: SoftLowerLimit[1] := 5 {APPL_X}
SoftLowerLimit[2] := 1 {TOOLRTX}

Array:

Number of Elements: 40

SoftUpperLimit

Field

BBLOCKA.BROW.SoftUpperLimit

Description: Upper ranges for ERR1_APPLX and ERR1_TOOLRTX

Form Pane Label:

SAS Name:

Tag Name:

Inherited Universe:

Universe:

Universe Description:

Question Text:

Type: Integer

Length: 10

Min: 0

Max: 99999999

- Don't Know
- Refuse
- Empty

- On Input
- On Output

Store Instructions: SoftUpperLimit[1] := 4000 {APPL_X}
SoftUpperLimit[2] := 518 {TOOLRTX}

Array:

Number of Elements: 40

Field

SoftLowerLimitC

BBLOCKA.BROW.SoftLowerLimitC

Description: Lower ranges for ERR1_CONTRCTX

Form Pane Label:

SAS Name:

Tag Name:

Inherited Universe:

Universe:

Universe Description:

Question Text:

Type: Integer

Length: 10

Min: 0

Max: 99999999

- Don't Know
- Refuse
- Empty

- On Input
- On Output

Store Instructions: SoftLowerLimitC[1] := 1
SoftLowerLimitC[2] := 1
SoftLowerLimitC[3] := 1
SoftLowerLimitC[4] := 1
SoftLowerLimitC[5] := 1
SoftLowerLimitC[6] := 1
SoftLowerLimitC[7] := 1
SoftLowerLimitC[8] := 1
SoftLowerLimitC[9] := 1
SoftLowerLimitC[10] := 1
SoftLowerLimitC[11] := 1
SoftLowerLimitC[12] := 1
SoftLowerLimitC[13] := 1
SoftLowerLimitC[14] := 1
SoftLowerLimitC[15] := 1
SoftLowerLimitC[16] := 1

SoftLowerLimitC[17] := 1
SoftLowerLimitC[18] := 1
SoftLowerLimitC[19] := 1

Array:

Number of Elements: 40

Field

SoftUpperLimitC
BBLOCKA.BROW.SoftUpperLimitC

Description: Upper ranges for ERR1_CONTRCTX

Form Pane Label:

SAS Name:

Tag Name:

Inherited Universe:

Universe:

Universe Description:

Question Text:

Type: Integer

Length: 10

Min: 0

Max: 99999999

- Don't Know
- Refuse
- Empty

- On Input
- On Output

Store Instructions: SoftUpperLimitC[1] := 109445
SoftUpperLimitC[2] := 39999
SoftUpperLimitC[3] := 39999
SoftUpperLimitC[4] := 99999
SoftUpperLimitC[5] := 39999
SoftUpperLimitC[6] := 39999
SoftUpperLimitC[7] := 14999
SoftUpperLimitC[8] := 14999
SoftUpperLimitC[9] := 14999
SoftUpperLimitC[10] := 14999
SoftUpperLimitC[11] := 14999
SoftUpperLimitC[12] := 14999
SoftUpperLimitC[13] := 14999
SoftUpperLimitC[14] := 14999
SoftUpperLimitC[15] := 33999
SoftUpperLimitC[16] := 14999

SoftUpperLimitC[17] := 14999
SoftUpperLimitC[18] := 14999
SoftUpperLimitC[19] := 14999

Array:

Number of Elements: 40

Field

SoftLowerLimitS

BBLOCKA.BROW.SoftLowerLimitS

Description: Lower ranges for ERR1_SUPPLYX

Form Pane Label:

SAS Name:

Tag Name:

Inherited Universe:

Universe:

Universe Description:

Question Text:

Type: Integer

Length: 10

Min: 0

Max: 99999999

- Don't Know
- Refuse
- Empty

- On Input
- On Output

Store Instructions: SoftLowerLimitS[1] := 1
SoftLowerLimitS[2] := 1
SoftLowerLimitS[3] := 1
SoftLowerLimitS[4] := 1
SoftLowerLimitS[5] := 1
SoftLowerLimitS[6] := 1
SoftLowerLimitS[7] := 1
SoftLowerLimitS[8] := 1
SoftLowerLimitS[9] := 1
SoftLowerLimitS[10] := 1
SoftLowerLimitS[11] := 1
SoftLowerLimitS[12] := 1
SoftLowerLimitS[13] := 1
SoftLowerLimitS[14] := 1
SoftLowerLimitS[15] := 1
SoftLowerLimitS[16] := 1

SoftLowerLimitS[17] := 1

SoftLowerLimitS[18] := 1

SoftLowerLimitS[19] := 1

Array:

Number of Elements: 40

Field

SoftUpperLimitS

BBLOCKA.BROW.SoftUpperLimitS

Description: Upper ranges for ERR1_SUPPLYX

Form Pane Label:

SAS Name:

Tag Name:

Inherited Universe:

Universe:

Universe Description:

Question Text:

Type: Integer

Length: 10

Min: 0

Max: 99999999

- Don't Know
- Refuse
- Empty

- On Input
- On Output

Store Instructions: SoftUpperLimitS[1] := 7000
SoftUpperLimitS[2] := 2500
SoftUpperLimitS[3] := 2500
SoftUpperLimitS[4] := 9999
SoftUpperLimitS[5] := 2500
SoftUpperLimitS[6] := 4399
SoftUpperLimitS[7] := 5799
SoftUpperLimitS[8] := 2500
SoftUpperLimitS[9] := 2500
SoftUpperLimitS[10] := 2500
SoftUpperLimitS[11] := 2500
SoftUpperLimitS[12] := 2500
SoftUpperLimitS[13] := 3799
SoftUpperLimitS[14] := 2500
SoftUpperLimitS[15] := 2500
SoftUpperLimitS[16] := 2500

SoftUpperLimitS[17] := 2500
SoftUpperLimitS[18] := 2500
SoftUpperLimitS[19] := 2500

Array:

Number of Elements: 40

Field

CRB_ITEM
BBLOCKA.BROW.CRB_ITEM

Description: Have you had any expenses for dwelling under construction

Form Pane Label: Item

SAS Name: CRB_ITEM

Tag Name: CRB_ITEM

Inherited Universe:

Universe: All who get Section 5

Universe Description:

Help Screen: H_S5

Question Text:

Fills: ownorrent

Instructions: IF (there are NO section 2 records where BSECT02.BRENT02.RNT_STAT = 1 or SECT02B.BRENT02.RNT_STAT = 1) AND (there are ANY section 3 records with (OPB_STAT = 1 or (8500.OPB_STAT = 1 and BSECT3.BSECT3A1.BCurrentProps.TStillown.Brow.STILOWN = 1, DK or RF)) then fill "own"

ELSEIF there are ANY section 2 records where BSECT02.BRENT02.RNT_STAT = 1 or SECT02B.BRENT02.RNT_STAT = 1) AND (there are NO section 3 records with (OPB_STAT = 1 or (8500.OPB_STAT = 1 and BSECT3.BSECT3A1.BCurrentProps.TStillown.Brow.STILOWN = 1, DK or RF)) then fill "rent"

ELSE fill "own or rent"

Fills: Renters

Instructions: If RENTED = Yes {1} (from Section 2), then fill "You should not include jobs that have been or will be totally reimbursed by someone outside your household such as a landlord."

Fills: REF_MONTH

Instructions: Set REF_MONTH = 3 months before the interview.
Calculated by taking the INTPER from record type 10 to come up with the base month to start from.

Fills: You_Anyone2

Instructions: IF NUMHOUSE = 1 then fill 'you'

ELSE fill 'anyone in your household'

Fills: Renters2

Instructions: If RENTED = Yes {1} (from Section 2) then fill "Again, you should not include jobs that have been or will be totally reimbursed by someone outside your household, such as your landlord."

Type: Enumerated

Length: 3

Answer List: TSec5altems

Value:	Mnemonic:	Description:
1	Item01	^S5a_Fill1
2	Item02	^S5a_Fill2
3	Item03	^S5a_Fill3
4	Item04	^S5a_Fill4
5	Item05	^S5a_Fill5
6	Item06	^S5a_Fill6
7	Item07	^S5a_Fill7
8	Item08	^S5a_Fill8
9	Item09	^S5a_Fill9
10	Item10	^S5a_Fill10
11	Item11	^S5a_Fill11
12	Item12	^S5a_Fill12
13	Item13	^S5a_Fill13
14	Item14	^S5a_Fill14
15	Item15	^S5a_Fill15
16	Item16	^S5a_Fill16
17	Item17	^S5a_Fill17
18	Item18	^S5a_Fill18
19	Item19	^S5a_Fill19
95	NoMore95	Continue List
99	NoMore99	None/No more entries
888	DeleteLine	Delete the line

- Don't Know
- Refuse
- Empty

- On Input
- On Output

Store Instructions: 1. Assign a code to CRMCODEB as follows

- If CRB_ITEM = 1 then set CRMCODEB = '100'
- If CRB_ITEM = 2 then set CRMCODEB = '110'
- If CRB_ITEM = 3 then set CRMCODEB = '120'
- If CRB_ITEM = 4 then set CRMCODEB = '130'
- If CRB_ITEM = 5 then set CRMCODEB = '140'
- If CRB_ITEM = 6 then set CRMCODEB = '150'
- If CRB_ITEM = 7 then set CRMCODEB = '160'
- If CRB_ITEM = 8 then set CRMCODEB = '175'
- If CRB_ITEM = 9 then set CRMCODEB = '190'
- If CRB_ITEM = 10 then set CRMCODEB = '200'
- If CRB_ITEM = 11 then set CRMCODEB = '210'
- If CRB_ITEM = 12 then set CRMCODEB = '220'
- If CRB_ITEM = 13 then set CRMCODEB = '235'
- If CRB_ITEM = 14 then set CRMCODEB = '240'
- If CRB_ITEM = 15 then set CRMCODEB = '260'
- If CRB_ITEM = 16 then set CRMCODEB = '270'
- If CRB_ITEM = 17 then set CRMCODEB = '280'
- If CRB_ITEM = 18 then set CRMCODEB = '290'
- If CRB_ITEM = 19 then set CRMCODEB = '300'

2. Set Item2Shadow = CRB_ITEM

Array:

Special Instructions: 1. Answer list options for Screens 1 and 2 should be in bold black. Answer list options for Screen 3, 95, 99 and 888 should be regular black.
(Once an answer list option is selected and the "Any more" question is answered, the answer list description color should be changed to regular blue.)

2. For SCREEN 1, display answer list options 1-6, 95, and 888
For SCREEN 2, display answer list options 7-19, 95, and 888
For SCREEN 3, display answer list options 1-19, 99, and 888

3. IF CRB_ITEM = 888 then "SHOW" the fields in the row

Skip Instructions: 1-19: IF CRB_ITEM <> Item2Shadow then goto CK_ITEM
ELSE goto CRMPROPI

95: Goto the next row

99: Exit the table and goto S5A_END

888: IF no more rows then exit the table and goto S5A_END
ELSE goto CRB_ITEM for the next row

Instrument SAS Name: CRB_ITEM

Destination Data Set: ECRB

Sponsor Field Type: N

Report Section: 05

Sponsor Edits: NOTE: Added to BLS dataset 202404

Check

CK_ITEM
BBLOCKA.BROW.CK_ITEM

Description: After a row is completed, the user has backed up and changed the item number to another valid item number

Inherited Universe:

Universe: CRB_ITEM was changed to another valid item number

Universe Description: After a row is completed, the user has backed up and changed the item number to another valid item number

Text: • [Press "S" to change this item code and enter new data](#)

[Press ENTER to re-enter the original item code: ^OldItem](#)

Check Instructions: IF SUPPRESSED then set all fields in this row to EMPTY:
CRMPROPI, PRP5DESC, WRKDESC, CRMTYPE, CRB_C, CRB_CMB, S5_INCL,
CONTRCTX, CONT_MO, CONSTORE, CONLOC, CONLOCST, MAJ_APPL,
APP_SCR, APPL_X, CRBMORE, SUPPLYX, SUPPLYM, TOOLRTX, TOOL_MO,
CRMBSNSD, CRMBSNSZ

Type: Soft

Skip Instructions: SUPPRESSED: Goto CRMPROPI

All others, go back to CRB_ITEM

Fills: OldItem

Instructions: Fill entry in Item2Shadow

CRMPROPI

Field

BBLOCKA.BROW.CRMPROPI

Description: On which property was the job done?

Form Pane Label: Property Number

SAS Name: CRMPROPI

Tag Name: CRMPROPI

Inherited Universe:

Universe: NOT(CRB_ITEM IN [NoMore95,NoMore99,DeleteLine]) AND CRB_ITEM <> EMPTY

Universe Description: All except CRB_ITEM = 95, 99, or 888

Question Text: On which property was the work done?

Prop Description Work Desc
(PRP5DESC) (WRKDESC)

Type: Enumerated

Length: 1

Answer List: TCRMPROPI

Value:	Mnemonic:	Description:
1	SU	Sample unit
2	Home2	Vacation/second home ^FILL_SECHOME_EX
3	Rented	Home or apartment rented out or owned only for investment purposes ^FILL_BUSPROP_EX
4	NotOwned	Property not owned/rented BY household

- Don't Know
- Refuse
- Empty

- On Input
- On Output

Store Instructions: Set PRP5DESC

IF CRMPROPI = SU {1} then set PRP5DESC = 'sample unit'

ELSEIF CRMPROPI = Home2 {2} then set PRP5DESC = 'vacation/second home'

ELSEIF CRMPROPI = Rented {3} then set PRP5DESC = 'Investment'

Propertyâ€•

Array:

Skip Instructions: 1, 2: Goto WRKDESC

3: Goto CRBMORE

4,DK,RF: Goto PRP5DESC

Instrument SAS Name: CRMPROPI

Destination Data Set: ECRB

Sponsor Field Type: C

Report Section: 05

PRP5DESC

Field

BBLOCKA.BROW.PRP5DESC

Description: Briefly describe the property

Form Pane Label: Property specify

SAS Name: PRP5DESC

Tag Name: PRP5DESC

Inherited Universe:

Universe: CRMPROPI = NotOwned {4} OR CRMPROPI = NONRESPONSE

Universe Description: Property is not owned or rented by household

Question Text: Briefly describe the property.

<u>Prop Description</u>	<u>Work Desc</u>
(PRP5DESC)	(WRKDESC)

Type: String

Length: 30

- Don't Know
- Refuse
- Empty

- On Input
- On Output

Array:

Skip Instructions: Goto WRKDESC

Instrument SAS Name: PRP5DESC

Destination Data Set: ECRB

Sponsor Field Type: C

Report Section: 05

Field

WRKDESC
BBLOCKA.BROW.WRKDESC

Description: What work was done?

Form Pane Label: Work Desc

SAS Name: WRKDESC

Tag Name: WRKDESC

Inherited Universe:

Universe: CRMPROPI IN [SU, Home2, NotOwned] OR CRMPROPI = NONRESPONSE

Universe Description: Not business property

Question Text: What work was done?

• The description should be adequate to classify "alteration", "repair", etc., and to identify in next interview.

<u>Prop Description</u>	<u>Work Desc</u>
(PRP5DESC)	(WRKDESC)

Type: String

Length: 90

- Don't Know
- Refuse
- Empty

- On Input
- On Output

Store Instructions: Set CRMTYPE:

IF CRB_ITEM = 1 then set CRMTYPE = 5
{Homes under construction}

IF CRB_ITEM = 2 then set CRMTYPE = 1 (Building addition)

IF CRB_ITEM = 3 then set CRMTYPE = 2

IF CRB_ITEM = 4 then set CRMTYPE = 2

IF CRB_ITEM = 5 then set CRMTYPE = 2

IF CRB_ITEM = 6 then set CRMTYPE = 2

IF CRB_ITEM = 8 then set CRMTYPE = 4

Array:

Skip Instructions: IF CRB_ITEM = 1-4 then goto S5_INCL

ELSEIF CRB_ITEM = 5, 6, or 8 then goto CRB_C

ELSE goto CRMTYPE

Instrument SAS Name: WRKDESC

Destination Data Set: ECRB

Sponsor Field Type: C

Report Section: 05

Field

CRMTYPE
BBLOCKA.BROW.CRMTYPE

Description: Enter the appropriate job classification code

Form Pane Label: Job

SAS Name: CRMTYPE

Tag Name: CRMTYPE

Inherited Universe:

Universe: WRKDESC = RESPONSE AND (CRB_ITEM = Item07 or (CRB_ITEM.ord >= 9 and CRB_ITEM.ord <=19))

Universe Description:

Help Screen: H_CRMTYPE

Question Text: ? [F1]

• Based on the work description from the respondent please code the job as ^CRMTYPE_Fill or maintenance/repair.

<u>Prop Description</u>	<u>Work Desc</u>
(PRP5DESC)	(WRKDESC)

Fills: CRMTYPE_Fill

Instructions: If CRMCODEB = '160' then fill "a replacement"
ELSE fill "an alteration, replacement,"

Type: Enumerated

Length: 1

Answer List: TCRMTYPE

Value:	Mnemonic:	Description:
2	Alter	^CRMTYPE_AO2_Fill
3	Replace	Replacement
4	Repair	Maintenance or repair

- Don't Know
- Refuse
- Empty

On Input

On Output

Array:

Special Instructions: NOTE: Values are:

- 1 Addition {Set in WRKDESC}
- 2 Alteration
- 3 Replacement
- 4 Maintenance and repair
- 5 New construction {Set in WRKDESC}

Skip Instructions: Goto CRB_C

Instrument SAS Name: CRMTYPE

Destination Data Set: ECRB

Sponsor Field Type: C

Report Section: 05

Field

CRB_C
BBLOCKA.BROW.CRB_C

Description: Enter C for a combined expense

Form Pane Label: C

SAS Name:

Tag Name: CRB_C

Inherited Universe:

Universe: CRB_ITEM >= 5 AND CRB_ITEM <= 19

Universe Description:

Question Text: * Enter 'C' for a combined expense

Type: String

Length: 1

Don't Know

Refuse

Empty

On Input

On Output

Array:

Skip Instructions: C: Goto CRB_CMB

EMPTY: Goto S5_INCL

IF any entry other than a 'C' or the enter key is entered,
then goto CK_C

Instrument SAS Name: CRB_C

Destination Data Set: ECRB

Report Section: 05

CK_C
BBLOCKA.BROW.CK_C

Check

Description: CRB_C field can only contain a 'C' or Empty

Inherited Universe:

Universe: CRB_C <> 'C' AND CRB_C <> EMPTY

Universe Description: Anything other than a blank or 'C' is entered

Text: * [Not a valid entry](#)

Check Instructions:

Type: Hard

Skip Instructions: Go back to CRB_C

Field

CRB_CMB
BBLOCKA.BROW.CRB_CMB

Description: What other work was included in this job

Form Pane Label: Combined codes

SAS Name:

Tag Name: CRB_CMB

Inherited Universe:

Universe: CRB_C = 'C'

Universe Description:

Help Screen: H_S5

Question Text:  11-12 ? [F1]

What other work was included in this job?

✦ Enter all that apply, separate with commas.

Type: Set

Max Number of Values: 16

Length: 2

Answer List: TSec5ItemsComb

Value:	Mnemonic:	Description:
5	s5b_comb5	Landscaping
6	s5b_comb6	Building outdoor patios
7	s5b_comb7	Repair outdoor patios
8	s5b_comb8	Painting/wallpapering
9	s5b_comb9	Plastering or paneling
10	s5b_comb10	Plumbing
11	s5b_comb11	Electrical work
12	s5b_comb12	Heat or air conditioning
13	s5b_comb13	Flooring installation/repair/replacement
14	s5b_comb14	Insulation
15	s5b_comb15	Roofing, gutters or downspouts
16	s5b_comb16	Siding
17	s5b_comb17	Install/Repair/Replace windows, etc
18	s5b_comb18	Masonry, brick or stucco

19	s5b_comb19	Other improvements or repairs
77	s5b_comb77	Misc. combined (unable to specify/DK)

- Don't Know
- Refuse
- Empty

- On Input
- On Output

Store Instructions: For each item selected in CRB_CMB, store the appropriate item code in CRMCDB1-CRMCDB16. (The first entry in CRB_CMB should be recoded and stored in CRMCDB1, the second entry in CRMCDB2, etc.)

Set as follows:

```
if CRB_CMB = 5 then set = '140'  
elseif CRB_CMB = 6 then set = '150'  
elseif CRB_CMB = 7 then set = '160'  
elseif CRB_CMB = 8 then set = '175'  
elseif CRB_CMB = 9 then set = '190'  
elseif CRB_CMB = 10 then set = '200'  
elseif CRB_CMB = 11 then set = '210'  
elseif CRB_CMB = 12 then set = '220'  
elseif CRB_CMB = 13 then set = '235'  
elseif CRB_CMB = 14 then set = '240'  
elseif CRB_CMB = 15 then set = '260'  
elseif CRB_CMB = 16 then set = '270'  
elseif CRB_CMB = 17 then set = '280'  
elseif CRB_CMB = 18 then set = '290'  
elseif CRB_CMB = 19 then set = '300'  
elseif CRB_CMB = 77 then set = '310'
```

Array:

Skip Instructions: Goto S5_INCL

Instrument SAS Name: CRB_CMB

Destination Data Set: ECRB

Report Section: 05

Field

S5_INCL
BBLOCKA.BROW.S5_INCL

Description: Did you pay someone to do the work, purchase materials, or rent equipment?

Form Pane Label: Pay/Purchase/Rent

SAS Name:

Tag Name: S5_INCL

Inherited Universe:

Universe: CRMPROPI IN [SU, Home2, NotOwned] OR CRMPROPI = NONRESPONSE

Universe Description: Not a business property

Question Text: Since the first of ^REF_MONTH, did ^YOU_YRCU -

- [Read each item on list](#)
[Enter all that apply, separate with commas.](#)

Fills: YOU_YRCU

Instructions: IF NUMHOUSE = 1 then fill "you"
ELSE fill "your household"

Fills: REF_MONTH

Instructions: Set REF_MONTH = 3 months before the interview.
Calculated by taking the INTPER from record type 10 to come up with the base month to start from.

Type: Set

Max Number of Values: 3

Length: 1

Answer List: TS5_INCL

Value:	Mnemonic:	Description:
1	Pay	Pay someone else to do all or part of the work?
2	Purchase	Purchase any materials, supplies, tools or equipment for doing this job?
3	Rent	Rent any tools or equipment for doing this job?

- Don't Know
- Refuse
- Empty

On Input
 On Output

Array:

Special Instructions: Answer list options should be in bold black

Skip Instructions: IF 1 selected then goto CONTRCTX
ELSEIF 2 selected then goto SUPPLYX
ELSE goto TOOLX

Instrument SAS Name: S5_INCL

Destination Data Set: ECRB

Sponsor Field Type: N

Report Section: 05

Date Implemented (YYYY-MM-DD): April 2017

Field

CONTRCTX
BBLOCKA.BROW.CONTRCTX

Description: How much have you paid for labor and any materials they provided?

Form Pane Label: Total amt paid

SAS Name: CONTRCTX

Tag Name: CONTRCTX

Inherited Universe:

Universe: Pay {1} IN S5_INCL

Universe Description: Paid someone else to do all or part of the work

Question Text: Since the first of ^REF_MONTH, what is the total amount you paid to someone else for this job, including sales tax?

Prop Description Work Desc
(PRP5DESC) (WRKDESC)

Fills: REF_MONTH

Instructions: Set REF_MONTH = 3 months before the interview.

Calculated by taking the INTPER from record type 10 to come up with the base month to start from.

Type: Integer

Length: 7

Min: 0

Max: 999999

Don't Know

Refuse

Empty

On Input

On Output

Store Instructions: IF CONTRCTX is in range, DK, or RF then set CONT_CTX = EMPTY

Array:

Special Instructions: Display a \$ and comma in the entry field.

Skip Instructions: 0-999999: IF CONTRCTX < SoftLowerLimitC[CRB_ITEM] or CONTRCTX >

```
SoftUpperLimitC[CRB_ITEM]  
  then goto ERR1_CONTRCTX  
  ELSE goto CONT_MO
```

```
DK,RF: Goto CONT_MO
```

Instrument SAS Name: CONTRCTX

Destination Data Set: ECRB

Sponsor Field Type: N

Report Section: 05

Check

ERR1_CONTRCTX
BBLOCKA.BROW.ERR1_CONTRCTX

Description: Out of Range Check

Inherited Universe:

Universe: (CONTRCTX < SoftLowerLimitC[CRB_ITEM] or CONTRCTX >
SoftUpperLimitC[CRB_ITEM]) AND CONTRCTX = RESPONSE

Universe Description:

Text: * THE VALUE ENTERED IS UNUSUALLY HIGH OR LOW

PLEASE VERIFY AND IF CORRECT, ENTER ITEM LEVEL NOTE

Check Instructions: If suppressed then set CONT_CTX = 'A1'

Type: Soft

Skip Instructions: Suppress: Goto CONT_MO

All others, go back to CNTRCTX

CONT_MO

Field

BBLOCKA.BROW.CONT_MO

Description: What month or months did you pay someone else for this job?

Form Pane Label: Month

SAS Name: CONT_M0

Tag Name: CONT_MO

Inherited Universe:

Universe: Pay {1} IN S5_INCL

Universe Description: Paid someone else to do all or part of the work

Question Text: In what month or months did you pay someone else for this job?

✦ Enter all that apply, separate with commas.

Type: Set

Max Number of Values: 4

Length: 2

Answer List: TMONTH

Value:	Mnemonic:	Description:
1	Jan	January
2	Feb	February
3	Mar	March
4	Apr	April
5	May	May
6	Jun	June
7	Jul	July
8	Aug	August
9	Sep	September
10	Oct	October
11	Nov	November
12	Dec	December

Don't Know

Refuse

Empty

- On Input
- On Output

Array:

Special Instructions: Only display answer options for the 4 months that are the reference month through the current month. (ref_monthnum, two_monthnum, last_monthnum, and cur_monthnum)

Note: Blaise does not allow non-displayed options to be selected

Skip Instructions: IF [((CRB_ITEM = 3, 4, 8-12 or 17) and (RT10.POPGRP = 01 or 02 or 17)) OR (CRB_ITEM = 13 and (RT10.POPGRP = 07 or 08 or 19))] then goto CONSTORE

ELSEIF CRB_ITEM = 1-4, 10-12, or 19 then goto MAJ_APPL
ELSEIF 2 selected in S5_INCL then goto SUPPLYX
ELSEIF 3 selected in S5_INCL then goto TOOLRTX
ELSEIF Bceintro.BUSCREEN = 2 then goto CRBMORE
ELSE goto CRMBSNSD

Instrument SAS Name: CONT_MO

Destination Data Set: ECRB

Sponsor Field Type: C

Report Section: 05

Date Implemented (YYYY-MM-DD): April 2017

CONSTORE

Field

BBLOCKA.BROW.CONSTORE

Description: Where purchased

Form Pane Label: Bus. Name

SAS Name: CONSTORE

Tag Name: CONSTORE

Inherited Universe:

Universe: (Pay {1} IN S5_INCL) AND

[(CRB_Item IN [Item03, Item04, Item08 .. Item12, Item17] {3, 4,8-12,17}

and (VAL(Rt10.POPGRP) = 1 or VAL(Rt10.POPGRP) = 2 or VAL(Rt10.POPGRP) = 17)) OR

(CRB_Item = Item13 {13} and (VAL(Rt10.POPGRP) = 7 or VAL(Rt10.POPGRP) = 8 or VAL(Rt10.POPGRP) = 19))]

Universe Description:

Question Text: What is the name of the business that provided the service, maintenance, or repair?

✦ Enter store, website, or company name

If provided from a private individual, enter "private individual."

Type: String

Length: 45

Don't Know

Refuse

Empty

On Input

On Output

Array:

Skip Instructions: ENTRY: Goto CONLOC

DK, RF: IF CRB_ITEM = 3, 4 or 10-12 then goto MAJ_APPL
ELSEIF 2 selected in S5_INCL then goto SUPPLYX
ELSEIF 3 selected in S5_INCL then goto TOOLRTX
ELSEIF Bceintro.BUSCREEN = 2 then goto CRBMORE
ELSE goto CRMBSNSD

Instrument SAS Name: CONSTORE

Destination Data Set: ECRB

Sponsor Field Type: C

Report Section: 05

Date Implemented (YYYY-MM-DD): July 2018

CONLOC

Field

BBLOCKA.BROW.CONLOC

Description: Repair business location - City

Form Pane Label: Location - City

SAS Name: CONLOC

Tag Name: CONLOC

Inherited Universe:

Universe: CONSTORE = RESPONSE

Universe Description: CONSTORE is not a DK or RF

Question Text: In what city is ^CONSTORE_fill located?

Fills: CONSTORE_fill

Instructions: Fill entry in CONSTORE

Type: String

Length: 45

- Don't Know
- Refuse
- Empty

- On Input
- On Output

Array:

Skip Instructions: Goto CONLOCST

Instrument SAS Name: CONLOC

Destination Data Set: ECRB

Sponsor Field Type: C

Report Section: 05

Date Implemented (YYYY-MM-DD): July 2018

Field

CONLOCST
BBLOCKA.BROW.CONLOCST

Description: Repair business location - State

Form Pane Label: State

SAS Name: CONLOCST

Tag Name: CONLOCST

Inherited Universe:

Universe: CONSTORE = RESPONSE

Universe Description: CONSTORE is not a DK or RF

Help Screen: H_DESTCODE

Question Text: ? [F1]

In what state is ^CONSTORE_fill located?

✦ [Enter the two character state abbreviation](#)

Fills: CONSTORE_fill

Instructions: Fill entry in CONSTORE

Type: String

Length: 2

Don't Know
 Refuse
 Empty

On Input
 On Output

Array:

Special Instructions: Use answer type TState - STRING[2], display width 4

Skip Instructions: IF entry is not a valid state abbreviation and not 'XX' then goto CK_CONLOCST

ELSEIF CRB_ITEM = 3, 4 or 10-12 then goto MAJ_APPL

ELSEIF 2 selected in S5_INCL then goto SUPPLYX

ELSEIF 3 selected in S5_INCL then goto TOOLRTX

ELSEIF Bceintro.BUSCREEN = 2 then goto CRBMORE
ELSE goto CRMBSNSD

Instrument SAS Name: CONLOCST

Destination Data Set: ECRB

Sponsor Field Type: C

Report Section: 05

Date Implemented (YYYY-MM-DD): July 2018

Check

CK_CONLOCST
BBLOCKA.BROW.CK_CONLOCST

Description: Not a valid state abbreviation

Inherited Universe:

Universe: (CONLOCST is not a valid state abbreviation) AND CONLOCST <> 'XX' AND
CONLOCST = RESPONSE

Universe Description: State abbreviation entered is not valid

Text: * [Not a valid state abbreviation](#)

Check Instructions:

Type: Hard

Skip Instructions: Go back to CONLOCST

MAJ_APPL

Field

BBLOCKA.BROW.MAJ_APPL

Description: Did the charges include the cost of any appliances or equipment

Form Pane Label: Appliances/Equip

SAS Name: MAJ_APPL

Tag Name: MAJ_APPL

Inherited Universe:

Universe: (CRB_ITEM IN [Item01 .. Item04, Item10 .. Item12, Item19] {1-4, 10-12,19}) AND (Pay {1} IN S5_INCL)

Universe Description:

Help Screen: H_APPSCR

Question Text:  13 ? [F1]

Did any of the cost since ^REF_MONTH include the cost of any appliances or equipment?

Prop Description Work Desc
(PRP5DESC) (WRKDESC)

Fills: REF_MONTH

Instructions: Set REF_MONTH = 3 months before the interview.

Calculated by taking the INTPER from record type 10 to come up with the base month to start from.

Type: Enumerated

Length: 1

Answer List: TYesNo

Value:	Mnemonic:	Description:
1	Yes	Yes
2	No	No

- Don't Know
- Refuse
- Empty

On Input

On Output

Array:

Skip Instructions: 1: Goto APP_SCR

2,DK,RF: IF 2 selected in S5_INCL then goto SUPPLYX
ELSEIF 3 selected in S5_INCL then goto TOOLRTX
ELSEIF Bceintro.BUSCREEN = 2 then goto CRBMORE
ELSE goto CRMBSNSD

Instrument SAS Name: MAJ_APPL

Destination Data Set: ECRB

Sponsor Field Type: C

Report Section: 05

APP_SCR

Field

BBLOCKA.BROW.APP_SCR

Description: Which appliances included

Form Pane Label: Appl. Included

SAS Name:

Tag Name: APP_SCR

Inherited Universe:

Universe: MAJ_APPL = Yes {1}

Universe Description: Appliance included

Help Screen: H_APPSCR

Question Text:  13 ? [F1]

Which of the following appliances or equipment were included?

• Enter up to six, separate with commas.

Prop Description Work Desc
(PRP5DESC) (WRKDESC)

Type: Set

Max Number of Values: 6

Length: 2

Answer List: TAPP_SCR

Value:	Mnemonic:	Description:
1	appscr1	Cooking stove, range, or oven
2	appscr3	Microwave oven
3	appscr5	Refrigerator or home freezer
4	appscr7	Built-in dishwasher
5	appscr8	Portable dishwasher
6	appscr9	Garbage disposal
7	appscr10	Clothes washer or dryer
8	appscr12	Range hood
9	appscr13	Smoke alarms and detectors
10	appscr15	Window air conditioner
11	appscr16	Portable cooling and heating equipment

12	appscr18	Lamps, lighting fixtures, or ceiling fans
13	appscr17	Other major home appliances and equipment

- Don't Know
- Refuse
- Empty

- On Input
- On Output

Store Instructions: Store the appliance codes in APPCDE1 through APPCDE6:

- if 1 in APP_SCR then set APPCDEn = '100'
- if 2 in APP_SCR then set APPCDEn = '120'
- if 3 in APP_SCR then set APPCDEn = '140'
- if 4 in APP_SCR then set APPCDEn = '160'
- if 5 in APP_SCR then set APPCDEn = '170'
- if 6 in APP_SCR then set APPCDEn = '180'
- if 7 in APP_SCR then set APPCDEn = '195'
- if 8 in APP_SCR then set APPCDEn = '210'
- if 9 in APP_SCR then set APPCDEn = '250'
- if 10 in APP_SCR then set APPCDEn = '340'
- if 11 in APP_SCR then set APPCDEn = '350'
- if 12 in APP_SCR then set APPCDEn = '360'
- if 13 in APP_SCR then set APPCDEn = '900'

if APP_SCR = DONTKNOW then set APPCDE1 = '999'

Array:

Special Instructions: NOTE: Skip instruction for DK changed in 07/2019

Skip Instructions: Goto APPL_X

Instrument SAS Name: APP_SCR

Destination Data Set: ECRB

Report Section: 05

APPL_X

Field

BBLOCKA.BROW.APPL_X

Description: Appliance Cost

Form Pane Label: Appl. Cost

SAS Name: APPL_X

Tag Name: APPL_X

Inherited Universe:

Universe: MAJ_APPL = Yes {1}

Universe Description: Appl. Included

Question Text: How much of the ^CONTRCTX_FILL was for ^appl_x_fill?

Prop Description Work Desc
(PRP5DESC) (WRKDESC)

Fills: CONTRCTX_FILL

Instructions: If CONTRCTX = NONRESPONSE then fill "amount"
else fill '\$' and entry in CONTRCTX, inserting commas as needed.

Fills: appl_x_fill

Instructions: IF APP_SCR[2] = blank (i.e. only 1 item was selected in APP_SCR), fill item descriptions as follows:

If APP_SCR[1] = 1 then fill "the cooking stove, range, or oven"
If APP_SCR[1] = 2 then fill "the microwave oven"
If APP_SCR[1] = 3 then fill "the refrigerator or home freezer"
If APP_SCR[1] = 4 then fill "the built-in dishwasher"
If APP_SCR[1] = 5 then fill "the portable dishwasher"
If APP_SCR[1] = 6 then fill "the garbage disposal"
If APP_SCR[1] = 7 then fill "the clothes washer or dryer"
If APP_SCR[1] = 8 then fill "the range hood"
If APP_SCR[1] = 9 then fill "the smoke alarm and detector"
If APP_SCR[1] = 10 then fill "the window air conditioner"
If APP_SCR[1] = 11 then fill "the portable cooling and heating equipment"
If APP_SCR[1] = 12 then fill "the lamp, lighting fixture, or ceiling fan"
If APP_SCR[1] = 13 then fill "the other major home appliance or equipment"
If APP_SCR[1] = DK then fill "these appliances or equipment"
ELSE fill "these appliances or equipment"

Type: Integer

Length: 7

Min: 1

Max: 999999

- Don't Know
- Refuse
- Empty

- On Input
- On Output

Store Instructions: IF APPL_X is in range or NONRESPONSE then Set APPL_X_ = EMPTY

Array:

Special Instructions: Display a \$ and comma in the entry field.

Skip Instructions: IF APPL_X < SoftLowerLimit[1] or APPL_X > SoftUpperLimit[1] (and not DK or RF)
then goto ERR1_APPLX

ELSEIF APPL_X > CONTRCTX then goto CK_APPLX

ELSEIF 2 is selected in S5_INCL then goto SUPPLYX

ELSEIF 3 is selected in S5_INCL then goto TOOLRTX

ELSEIF Bceintro.BUSCREEN = 2 then goto CRBMORE

ELSE goto CRMBSNSD

Instrument SAS Name: APPL_X

Destination Data Set: ECRB

Sponsor Field Type: N

Report Section: 05

Date Implemented (YYYY-MM-DD): April 2017

CK_APPLX

Check

BBLOCKA.BROW.CK_APPLX

Description: Appliance amount > Total amount

Inherited Universe:

Universe: APPL_X > CONTRCTX AND APPL_X = RESPONSE AND CONTRCTX = RESPONSE

Universe Description: Appliance cost is greater than total amount

Text: * THE APPLIANCE AMOUNT CANNOT BE GREATER THAN THE TOTAL AMOUNT.

PLEASE VERIFY

Check Instructions:

Type: Hard

Skip Instructions: Go back to APPL_X

Check

ERR1_APPLX
BBLOCKA.BROW.ERR1_APPLX

Description: Out of Range Check

Inherited Universe:

Universe: (APPL_X < SoftLowerLimit[1] or APPL_X > SoftUpperLimit[1])
AND APPL_X = RESPONSE

Universe Description:

Text: * THE VALUE ENTERED IS UNUSUALLY HIGH OR LOW

PLEASE VERIFY AND IF CORRECT, ENTER ITEM LEVEL NOTE

Check Instructions: IF suppressed then set APPL_X_ = 'A1'

Type: Soft

Skip Instructions: Suppress: IF 2 is selected in S5_INCL then goto SUPPLYX
ELSEIF 3 is selected in S5_INCL then goto TOOLRTX
ELSEIF Bceintro.BUSCREEN = 2 then goto CRBMORE
ELSE goto CRMBSNSD

All others, go back to APPL_X

SUPPLYX

Field

BBLOCKA.BROW.SUPPLYX

Description: What was the total cost of all items purchased for this job

Form Pane Label: Total Purch \$

SAS Name: SUPPLYX

Tag Name: SUPPLYX

Inherited Universe:

Universe: Purchase {2} IN S5_INCL

Universe Description: Purchase materials, supplies, tools or equipment for doing this job

Question Text: Since the first of ^REF_MONTH, what was the total cost of all materials, supplies, tools, or equipment ^You_Anyone2 purchased for this job, including sales tax?

Prop Description Work Desc
(PRP5DESC) (WRKDESC)

Fills: REF_MONTH

Instructions: Set REF_MONTH = 3 months before the interview.

Calculated by taking the INTPER from record type 10 to come up with the base month to start from.

Fills: You_Anyone2

Instructions: IF NUMHOUSE = 1 then fill 'you'

ELSE fill 'anyone in your household'

Type: Integer

Length: 7

Min: 0

Max: 999999

Don't Know

Refuse

Empty

On Input

On Output

Store Instructions: IF SUPPLYX is in range, DK, or RF then set SUPPLYX_ = EMPTY

Array:

Special Instructions: Display a \$ and comma in the entry field.

Skip Instructions: 0-999999: IF SUPPLYX < SoftLowerLimitS[CRB_ITEM] or SUPPLYX >
SoftUpperLimitS[CRB_ITEM]
then goto ERR1_SUPPLYX

ELSE goto SUPPLYM

DK,RF: Goto SUPPLYM

Instrument SAS Name: SUPPLYX

Destination Data Set: ECRB

Sponsor Field Type: N

Report Section: 05

ERR1_SUPPLYX

Check

BBLOCKA.BROW.ERR1_SUPPLYX

Description: Out of Range Check

Inherited Universe:

Universe: (SUPPLYX < SoftLowerLimitS[CRB_ITEM] or SUPPLYX >
SoftUpperLimitS[CRB_ITEM])
AND SUPPLYX = RESPONSE

Universe Description:

Text: • THE VALUE ENTERED IS UNUSUALLY HIGH OR LOW

PLEASE VERIFY AND IF CORRECT, ENTER ITEM LEVEL NOTE

Check Instructions: IF suppressed, then set SUPPLYX_ = 'A1'

Type: Soft

Skip Instructions: Suppress: Goto SUPPLYM

All others, go back to SUPPLYX

Field

SUPPLYM
BBLOCKA.BROW.SUPPLYM

Description: What month or months did you make these purchases?

Form Pane Label: Month

SAS Name: SUPPLYM

Tag Name: SUPPLYM

Inherited Universe:

Universe: Purchase {2} IN S5_INCL

Universe Description: Purchase materials, supplies, tools or equipment for doing this job

Question Text: In what month or months did you make these purchases?

✦ Enter all that apply, separate with commas.

Type: Set

Max Number of Values: 4

Length: 2

Answer List: TMONTH

Value:	Mnemonic:	Description:
1	Jan	January
2	Feb	February
3	Mar	March
4	Apr	April
5	May	May
6	Jun	June
7	Jul	July
8	Aug	August
9	Sep	September
10	Oct	October
11	Nov	November
12	Dec	December

Don't Know

Refuse

Empty

- On Input
- On Output

Array:

Special Instructions: Only display answer options for the 4 months that are the reference month through the current month. (ref_monthnum, two_monthnum, last_monthnum, and cur_monthnum)

Note: Blaise does not allow non-displayed options to be selected

Skip Instructions: IF 3 selected in S5_INCL then goto TOOLRTX
ELSEIF Bceintro.BUSCREEN = 2 then goto CRBMORE
ELSE goto CRMBSNSD

Instrument SAS Name: SUPPLYM

Destination Data Set: ECRB

Sponsor Field Type: C

Report Section: 05

Date Implemented (YYYY-MM-DD): April 2017

Field

TOOLRTX
BBLOCKA.BROW.TOOLRTX

Description: What was the total cost for all items Rented for this job?

Form Pane Label: Total rental cost

SAS Name: TOOLRTX

Tag Name: TOOLRTX

Inherited Universe:

Universe: Rent {3} IN S5_INCL

Universe Description: Rented tools or equipment for doing this job

Question Text: Since the first of ^REF_MONTH, what was the total cost for all tools or equipment ^YOU_YRCU rented for this job, including sales tax?

Prop Description Work Desc
(PRP5DESC) (WRKDESC)

Fills: REF_MONTH

Instructions: Set REF_MONTH = 3 months before the interview.

Calculated by taking the INTPER from record type 10 to come up with the base month to start from.

Fills: YOU_YRCU

Instructions: IF NUMHOUSE = 1 then fill "you"

ELSE fill "your household"

Type: Integer

Length: 7

Min: 0

Max: 999999

Don't Know

Refuse

Empty

On Input

On Output

Store Instructions: IF TOOLRTX is in range or NONRESPONSE then set TOOLRTX_ = EMPTY

Array:

Special Instructions: Display a \$ and comma in the entry field.

Skip Instructions: 0-999999: IF TOOLRTX < SoftLowerLimit[2] or TOOLRTX > SoftUpperLimit[2] then
goto ERR1_TOOLRTX
ELSE goto TOOL_MO

DK,RF: Goto TOOL_MO

Instrument SAS Name: TOOLRTX

Destination Data Set: ECRB

Sponsor Field Type: N

Report Section: 05

Check

ERR1_TOOLRTX
BBLOCKA.BROW.ERR1_TOOLRTX

Description: Out of Range Check

Inherited Universe:

Universe: (TOOLRTX < SoftLowerLimit[2] or TOOLRTX > SoftUpperLimit[2]) AND TOOLRTX = RESPONSE

Universe Description:

Text: * THE VALUE ENTERED IS UNUSUALLY HIGH OR LOW

PLEASE VERIFY AND IF CORRECT, ENTER ITEM LEVEL NOTE

Check Instructions: IF suppressed then set TOOLRTX_ = 'A1'

Type: Soft

Skip Instructions: Suppress: Goto TOOL_MO

All others, go back to TOOLRTX

TOOL_MO

Field

BBLOCKA.BROW.TOOL_MO

Description: What month or months did you rent these items?

Form Pane Label: Month

SAS Name: TOOL_MO

Tag Name: TOOL_MO

Inherited Universe:

Universe: Rent {3} IN S5_INCL

Universe Description: Rented tools or equipment for doing this job

Question Text: In what month or months did you rent these items?

✦ Enter all that apply, separate with commas.

Type: Set

Max Number of Values: 4

Length: 2

Answer List: TMONTH

Value:	Mnemonic:	Description:
1	Jan	January
2	Feb	February
3	Mar	March
4	Apr	April
5	May	May
6	Jun	June
7	Jul	July
8	Aug	August
9	Sep	September
10	Oct	October
11	Nov	November
12	Dec	December

Don't Know

Refuse

Empty

- On Input
- On Output

Array:

Special Instructions: Only display answer options for the 4 months that are the reference month through the current month. (ref_monthnum, two_monthnum, last_monthnum, and cur_monthnum)

Note: Blaise does not allow non-displayed options to be selected

Skip Instructions: IF Bceintro.BUSCREEN = 2 then goto CRBMORE
ELSE goto CRMBSNSD

Instrument SAS Name: TOOL_MO

Destination Data Set: ECRB

Sponsor Field Type: C

Report Section: 05

Date Implemented (YYYY-MM-DD): April 2017

CRMBSNSD

Field

BBLOCKA.BROW.CRMBSNSD

Description: Were/will any of these expenses for this job be deducted as a business expense?

Form Pane Label: Business deduction

SAS Name: CRMBSNSD

Tag Name: CRMBSNSD

Inherited Universe:

Universe: bCeintro.BUSCREEN <> No {2} AND (CRMPROPI IN [SU, Home2, NotOwned] or CRMPROPI = NONRESPONSE)

Universe Description: Not a business property

Question Text: Were or will any of these expenses for this job be deducted as a business expense?

Prop Description Work Desc
(PRP5DESC) (WRKDESC)

Type: Enumerated

Length: 1

Answer List: TYesNo

Value:	Mnemonic:	Description:
1	Yes	Yes
2	No	No

- Don't Know
- Refuse
- Empty

- On Input
- On Output

Array:

Skip Instructions: 1: Goto CRMBSNSZ

2,DK,RF: Goto CRBMORE

Instrument SAS Name: CRMBSNSD

Destination Data Set: ECRB

Sponsor Field Type: C

Report Section: 05

CRMBSNSZ

Field

BBLOCKA.BROW.CRMBSNSZ

Description: What percent was or will be deducted?

Form Pane Label: % Deducted

SAS Name: CRMBSNSZ

Tag Name: CRMBSNSZ

Inherited Universe:

Universe: CRMBSNSD = Yes {1}

Universe Description: Expenses for this job will be deducted as a business expense

Question Text: What percent was or will be deducted?

<u>Prop Description</u>	<u>Work Desc</u>
(PRP5DESC)	(WRKDESC)

Type: Integer

Length: 3

Min: 1

Max: 100

Don't Know

Refuse

Empty

On Input

On Output

Array:

Skip Instructions: 1-99,DK,RF: Goto CRBMORE

100: Goto ERR2_CRMBSNSZ

Instrument SAS Name: CRMBSNSZ

Destination Data Set: ECRB

Sponsor Field Type: N

Report Section: 05

Check

ERR2_CRMBSNSZ
BBLOCKA.BROW.ERR2_CRMBSNSZ

Description: 100% Business

Inherited Universe:

Universe: CRMBSNSZ = 100

Universe Description:

Text: * 100% WAS ENTERED

PLEASE VERIFY

Check Instructions:

Type: Soft

Skip Instructions: Suppress: Goto CRBMORE

All others, go back to CRMBSNSZ

CRBMORE

Field

BBLOCKA.BROW.CRBMORE

Description:

Form Pane Label: Any more

SAS Name:

Tag Name: CRBMORE

Inherited Universe:

Universe: NOT(CRB_ITEM IN [NoMore95,NoMore99,DeleteLine]) AND CRB_ITEM <> EMPTY

Universe Description: All except CRB_ITEM = 95, 99, or 888

Question Text: Did you have any other expenses for ^S5_Desc?

<u>Prop Description</u>	<u>Work Desc</u>
(PRP5DESC)	(WRKDESC)

Fills: S5_Desc

Instructions: IF CRB_ITEM = 1 then fill "homes under construction including a vacation home or second home"

ELSEIF CRB_ITEM = 2 then fill "building an addition to a house or a new structure, such as a porch, garage, or new rooms"

ELSEIF CRB_ITEM = 3 then fill " finishing a basement or an attic or enclosing a porch"

ELSEIF CRB_ITEM = 4 then fill "remodeling one or more rooms in the house"

ELSEIF CRB_ITEM = 5 then fill "landscaping the grounds or planting new shrubs or trees"

ELSEIF CRB_ITEM = 6 then fill "building outdoor patios, walks, fences, or other enclosures, driveways, or permanent swimming pools, or hot tubs"

ELSEIF CRB_ITEM = 7 then fill "repairing outdoor patios, walks, fences, driveways, or permanent swimming pools"

ELSEIF CRB_ITEM = 8 then fill "painting, either interior or exterior, or wallpapering"

ELSEIF CRB_ITEM = 9 then fill "plastering or paneling"

ELSEIF CRB_ITEM = 10 then fill "plumbing or water heating installations or repairs"

ELSEIF CRB_ITEM = 11 then fill "electrical work"

ELSEIF CRB_ITEM = 12 then fill "heating or air conditioning jobs"

ELSEIF CRB_ITEM = 13 then fill "flooring installation, repairs, or replacements"

ELSEIF CRB_ITEM = 14 then fill "insulation"

ELSEIF CRB_ITEM = 15 then fill "roofing, gutters or downspouts"

ELSEIF CRB_ITEM = 16 then fill "siding"

ELSEIF CRB_ITEM = 17 then fill "installation, repair, or replacement of window panes"

ELSEIF CRB_ITEM = 18 then fill "masonry, brick or stucco work"

ELSEIF CRB_ITEM = 19 then fill "other improvements or repairs"

Type: Enumerated
Length: 1

Answer List: TYesNo

Value:	Mnemonic:	Description:
1	Yes	Yes
2	No	No

- Don't Know
- Refuse
- Empty

- On Input
- On Output

Store Instructions: Set origin and status

IF CRBMORE = RESPONSE or CRBMORE = NONRESPONSE then
Set CRB_STAT = '1'
Set CRB_ORIG = '1'

Array:

Special Instructions: If entry of 1, then prefill CRB_ITEM for the next row with the same information as the current row.

Skip Instructions: 1: IF ROW number = 12 then goto ERR_MAX
ELSE goto CRB_ITEM for the next row

2,DK,RF: IF ROW number = 12 then exit the table and goto S5A_END
ELSE goto CRB_ITEM for the next row

Instrument SAS Name: CRBMORE

Destination Data Set: ECRB

Report Section: 05

ERR_MAX

Check

BBLOCKA.BROW.ERR_MAX

Description: Max number of Rows Reached

Inherited Universe:

Universe: CRBMORE = Yes {1} AND (ROW number = 12)

Universe Description: Yes there are more expenses, but there are no more empty rows in the grid

Text: ♦ [No more rows can be added](#)

Check Instructions:

Type: Hard

Skip Instructions: Go back to CRBMORE

Field

CRMCODEB
BBLOCKA.BROW.CRMCODEB

Description: Item code

Form Pane Label:

SAS Name: CRMCODEB

Tag Name:

Inherited Universe:

Universe:

Universe Description:

Question Text:

Type: String

Length: 3

Don't Know

Refuse

Empty

On Input

On Output

Array:

Special Instructions: Note: See CRB_ITEM for how to set this field.

Valid values: 100,110,120,130,140,150,160,175,190,
200,210,220,235,240,260,270,280,290,
300

Instrument SAS Name: CRMCODEB

Destination Data Set: ECRB

Sponsor Field Type: C

Report Section: 05

APPCDE1

Field

BBLOCKA.BROW.APCDE1

Description: Appliance code

Form Pane Label:

SAS Name: APPCDE1

Tag Name:

Inherited Universe:

Universe:

Universe Description:

Question Text:

Type: String

Length: 3

- Don't Know
- Refuse
- Empty

- On Input
- On Output

Array:

Special Instructions: Note: See APP_SCR for how to set this field.

Valid values: 100,120,140,160,170,180,195,
210,250,
340,350,360,
900,999

Instrument SAS Name: APPCDE1

Destination Data Set: ECRB

Sponsor Field Type: C

Report Section: 05

Field

APPCDE2
BBLOCKA.BROW.APPCDE2

Description:

Form Pane Label:

SAS Name: APPCDE2

Tag Name:

Inherited Universe:

Universe:

Universe Description:

Question Text:

Type: String

Length: 3

Don't Know

Refuse

Empty

On Input

On Output

Array:

Special Instructions: Note: See APP_SCR for how to set this field.

Valid values: 100,120,140,160,170,180,195,
210,250,
340,350,360,
900

Instrument SAS Name: APPCDE2

Destination Data Set: ECRB

Sponsor Field Type: C

Report Section: 05

APPCDE3

Field

BBLOCKA.BROW.APCDE3

Description:

Form Pane Label:

SAS Name: APPCDE3

Tag Name:

Inherited Universe:

Universe:

Universe Description:

Question Text:

Type: String

Length: 3

Don't Know

Refuse

Empty

On Input

On Output

Array:

Special Instructions: Note: See APP_SCR for how to set this field.

Valid values: 100,120,140,160,170,180,195,
210,250,
340,350,360,
900

Instrument SAS Name: APPCDE3

Destination Data Set: ECRB

Sponsor Field Type: C

Report Section: 05

Field

APPCDE4
BBLOCKA.BROW.APPCDE4

Description:

Form Pane Label:

SAS Name: APPCDE4

Tag Name:

Inherited Universe:

Universe:

Universe Description:

Question Text:

Type: String

Length: 3

Don't Know

Refuse

Empty

On Input

On Output

Array:

Special Instructions: Note: See APP_SCR for how to set this field.

Valid values: 100,120,140,160,170,180,195,
210,250,
340,350,360,
900

Instrument SAS Name: APPCDE4

Destination Data Set: ECRB

Sponsor Field Type: C

Report Section: 05

APPCDE5

Field

BBLOCKA.BROW.APCDE5

Description:

Form Pane Label:

SAS Name: APPCDE5

Tag Name:

Inherited Universe:

Universe:

Universe Description:

Question Text:

Type: String

Length: 3

Don't Know

Refuse

Empty

On Input

On Output

Array:

Special Instructions: Note: See APP_SCR for how to set this field.

Valid values: 100,120,140,160,170,180,195,
210,250,
340,350,360,
900

Instrument SAS Name: APPCDE5

Destination Data Set: ECRB

Sponsor Field Type: C

Report Section: 05

Field

APPCDE6
BBLOCKA.BROW.APPCDE6

Description:

Form Pane Label:

SAS Name: APPCDE6

Tag Name:

Inherited Universe:

Universe:

Universe Description:

Question Text:

Type: String

Length: 3

- Don't Know
- Refuse
- Empty

- On Input
- On Output

Array:

Special Instructions: Note: See APP_SCR for how to set this field.

Valid values: 100,120,140,160,170,180,195,
210,250,
340,350,360,
900

Instrument SAS Name: APPCDE6

Destination Data Set: ECRB

Sponsor Field Type: C

Report Section: 05

CRMADB1

Field

BBLOCKA.BROW.CRMADB1

Description: Combined expense- code

Form Pane Label:

SAS Name: CRMADB1

Tag Name:

Inherited Universe:

Universe:

Universe Description:

Question Text:

Type: String

Length: 3

- Don't Know
- Refuse
- Empty

- On Input
- On Output

Array:

Special Instructions: NOTE: See CRB_CMB for how to set this field.

Valid Values: 140,150,160,175,190,
200,210,220,235,240,260,270,280,290,
300,310

Instrument SAS Name: CRMADB1

Destination Data Set: ECRB

Sponsor Field Type: C

Report Section: 05

Field

CRMADB2
BBLOCKA.BROW.CRMADB2

Description:

Form Pane Label:

SAS Name: CRMADB2

Tag Name:

Inherited Universe:

Universe:

Universe Description:

Question Text:

Type: String

Length: 3

Don't Know

Refuse

Empty

On Input

On Output

Array:

Special Instructions: NOTE: See CRB_CMB for how to set this field.

Valid Values: 140,150,160,175,190,
200,210,220,235,240,260,270,280,290,
300,310

Instrument SAS Name: CRMADB2

Destination Data Set: ECRB

Sponsor Field Type: C

Report Section: 05

CRMADB3

Field

BBLOCKA.BROW.CRMADB3

Description:

Form Pane Label:

SAS Name: CRMADB3

Tag Name:

Inherited Universe:

Universe:

Universe Description:

Question Text:

Type: String

Length: 3

- Don't Know
- Refuse
- Empty

- On Input
- On Output

Array:

Special Instructions: NOTE: See CRB_CMB for how to set this field.

Valid Values: 140,150,160,175,190,
200,210,220,235,240,260,270,280,290,
300,310

Instrument SAS Name: CRMADB3

Destination Data Set: ECRB

Sponsor Field Type: C

Report Section: 05

Field

CRMADB4
BBLOCKA.BROW.CRMADB4

Description:

Form Pane Label:

SAS Name: CRMADB4

Tag Name:

Inherited Universe:

Universe:

Universe Description:

Question Text:

Type: String

Length: 3

- Don't Know
- Refuse
- Empty

- On Input
- On Output

Array:

Special Instructions: NOTE: See CRB_CMB for how to set this field.

Valid Values: 140,150,160,175,190,
200,210,220,235,240,260,270,280,290,
300,310

Instrument SAS Name: CRMADB4

Destination Data Set: ECRB

Sponsor Field Type: C

Report Section: 05

CRMADB5

Field

BBLOCKA.BROW.CRMADB5

Description:

Form Pane Label:

SAS Name: CRMADB5

Tag Name:

Inherited Universe:

Universe:

Universe Description:

Question Text:

Type: String

Length: 3

- Don't Know
- Refuse
- Empty

- On Input
- On Output

Array:

Special Instructions: NOTE: See CRB_CMB for how to set this field.

Valid Values: 140,150,160,175,190,
200,210,220,235,240,260,270,280,290,
300,310

Instrument SAS Name: CRMADB5

Destination Data Set: ECRB

Sponsor Field Type: C

Report Section: 05

Field

CRMADB6
BBLOCKA.BROW.CRMADB6

Description:

Form Pane Label:

SAS Name: CRMADB6

Tag Name:

Inherited Universe:

Universe:

Universe Description:

Question Text:

Type: String

Length: 3

- Don't Know
- Refuse
- Empty

- On Input
- On Output

Array:

Special Instructions: NOTE: See CRB_CMB for how to set this field.

Valid Values: 140,150,160,175,190,
200,210,220,235,240,260,270,280,290,
300,310

Instrument SAS Name: CRMADB6

Destination Data Set: ECRB

Sponsor Field Type: C

Report Section: 05

CRMADB7

Field

BBLOCKA.BROW.CRMADB7

Description:

Form Pane Label:

SAS Name: CRMADB7

Tag Name:

Inherited Universe:

Universe:

Universe Description:

Question Text:

Type: String

Length: 3

- Don't Know
- Refuse
- Empty

- On Input
- On Output

Array:

Special Instructions: NOTE: See CRB_CMB for how to set this field.

Valid Values: 140,150,160,175,190,
200,210,220,235,240,260,270,280,290,
300,310

Instrument SAS Name: CRMADB7

Destination Data Set: ECRB

Sponsor Field Type: C

Report Section: 05

Field

CRMADB8
BBLOCKA.BROW.CRMADB8

Description:

Form Pane Label:

SAS Name: CRMADB8

Tag Name:

Inherited Universe:

Universe:

Universe Description:

Question Text:

Type: String

Length: 3

- Don't Know
- Refuse
- Empty

- On Input
- On Output

Array:

Special Instructions: NOTE: See CRB_CMB for how to set this field.

Valid Values: 140,150,160,175,190,
200,210,220,235,240,260,270,280,290,
300,310

Instrument SAS Name: CRMADB8

Destination Data Set: ECRB

Sponsor Field Type: C

Report Section: 05

CRMADB9

Field

BBLOCKA.BROW.CRMADB9

Description:

Form Pane Label:

SAS Name: CRMADB9

Tag Name:

Inherited Universe:

Universe:

Universe Description:

Question Text:

Type: String

Length: 3

- Don't Know
- Refuse
- Empty

- On Input
- On Output

Array:

Special Instructions: NOTE: See CRB_CMB for how to set this field.

Valid Values: 140,150,160,175,190,
200,210,220,235,240,260,270,280,290,
300,310

Instrument SAS Name: CRMADB9

Destination Data Set: ECRB

Sponsor Field Type: C

Report Section: 05

Field

CRMADB10
BBLOCKA.BROW.CRMADB10

Description:

Form Pane Label:

SAS Name:

Tag Name:

Inherited Universe:

Universe:

Universe Description:

Question Text:

Type: String

Length: 3

- Don't Know
- Refuse
- Empty

- On Input
- On Output

Array:

Special Instructions: NOTE: See CRB_CMB for how to set this field.

Valid Values: 140,150,160,175,190,
200,210,220,235,240,260,270,280,290,
300,310

Instrument SAS Name: CRMADB10

Destination Data Set: ECRB

Sponsor Field Type: C

Report Section: 05

CRMADB11

Field

BBLOCKA.BROW.CRMADB11

Description:

Form Pane Label:

SAS Name:

Tag Name:

Inherited Universe:

Universe:

Universe Description:

Question Text:

Type: String

Length: 3

Don't Know

Refuse

Empty

On Input

On Output

Array:

Special Instructions: NOTE: See CRB_CMB for how to set this field.

Valid Values: 140,150,160,175,190,
200,210,220,235,240,260,270,280,290,
300,310

Instrument SAS Name: CRMADB11

Destination Data Set: ECRB

Sponsor Field Type: C

Report Section: 05

Field

CRMADB12
BBLOCKA.BROW.CRMADB12

Description:

Form Pane Label:

SAS Name:

Tag Name:

Inherited Universe:

Universe:

Universe Description:

Question Text:

Type: String

Length: 3

- Don't Know
- Refuse
- Empty

- On Input
- On Output

Array:

Special Instructions: NOTE: See CRB_CMB for how to set this field.

Valid Values: 140,150,160,175,190,
200,210,220,235,240,260,270,280,290,
300,310

Instrument SAS Name: CRMADB12

Destination Data Set: ECRB

Sponsor Field Type: C

Report Section: 05

CRMCD13

Field

BBLOCKA.BROW.CRMCD13

Description:

Form Pane Label:

SAS Name:

Tag Name:

Inherited Universe:

Universe:

Universe Description:

Question Text:

Type: String

Length: 3

- Don't Know
- Refuse
- Empty

- On Input
- On Output

Array:

Special Instructions: NOTE: See CRB_CMB for how to set this field.

Valid Values: 140,150,160,175,190,
200,210,220,235,240,260,270,280,290,
300,310

Instrument SAS Name: CRMCD13

Destination Data Set: ECRB

Sponsor Field Type: C

Report Section: 05

Field

CRMADB14
BBLOCKA.BROW.CRMADB14

Description:

Form Pane Label:

SAS Name:

Tag Name:

Inherited Universe:

Universe:

Universe Description:

Question Text:

Type: String

Length: 3

Don't Know

Refuse

Empty

On Input

On Output

Array:

Special Instructions: NOTE: See CRB_CMB for how to set this field.

Valid Values: 140,150,160,175,190,
200,210,220,235,240,260,270,280,290,
300,310

Instrument SAS Name: CRMADB14

Destination Data Set: ECRB

Sponsor Field Type: C

Report Section: 05

CRMCD15

Field

BBLOCKA.BROW.CRMCD15

Description:

Form Pane Label:

SAS Name:

Tag Name:

Inherited Universe:

Universe:

Universe Description:

Question Text:

Type: String

Length: 3

Don't Know

Refuse

Empty

On Input

On Output

Array:

Special Instructions: NOTE: See CRB_CMB for how to set this field.

Valid Values: 140,150,160,175,190,
200,210,220,235,240,260,270,280,290,
300,310

Instrument SAS Name: CRMCD15

Destination Data Set: ECRB

Sponsor Field Type: C

Report Section: 05

Field

CRMADB16
BBLOCKA.BROW.CRMADB16

Description:

Form Pane Label:

SAS Name:

Tag Name:

Inherited Universe:

Universe:

Universe Description:

Question Text:

Type: String

Length: 3

- Don't Know
- Refuse
- Empty

- On Input
- On Output

Array:

Special Instructions: NOTE: See CRB_CMB for how to set this field.

Valid Values: 140,150,160,175,190,
200,210,220,235,240,260,270,280,290,
300,310

Instrument SAS Name: CRMADB16

Destination Data Set: ECRB

Sponsor Field Type: C

Report Section: 05

CONT_CTX

Field

BBLOCKA.BROW.CONT_CTX

Description: Range edit flag for CNTRCTX

Form Pane Label:

SAS Name: CONT_CTX

Tag Name:

Inherited Universe:

Universe:

Universe Description:

Question Text:

Type: String

Length: 2

- Don't Know
- Refuse
- Empty

- On Input
- On Output

Array:

Special Instructions: Note: See ERR1_CNTRCTX for how to set this field.

Valid Values: A1 = Range edit failed
(ERR1 check was suppressed)

Blank = Range edit passed

Instrument SAS Name: CONT_CTX

Destination Data Set: ECRB

Sponsor Field Type: C

Report Section: 05

Sponsor Edits: FLAG

Field

APPL_X_
BBLOCKA.BROW.APPL_X_

Description: Range edit flag for APPL_X

Form Pane Label:

SAS Name: APPL_X_

Tag Name:

Inherited Universe:

Universe:

Universe Description:

Question Text:

Type: String

Length: 2

- Don't Know
- Refuse
- Empty

- On Input
- On Output

Array:

Special Instructions: Note: See ERR1_APPLX for how to set this field.

Valid Values: A1 = Range edit failed
(ERR1 check was suppressed)

Blank = Range edit passed

Instrument SAS Name: APPL_X_

Destination Data Set: ECRB

Sponsor Field Type: C

Report Section: 05

Sponsor Edits: FLAG

SUPPLYX_

Field

BBLOCKA.BROW.SUPPLYX_

Description: Range edit flag for SUPPLYX

Form Pane Label:

SAS Name: SUPPLYX_

Tag Name:

Inherited Universe:

Universe:

Universe Description:

Question Text:

Type: String

Length: 2

Don't Know

Refuse

Empty

On Input

On Output

Array:

Special Instructions: Note: See ERR1_SUPPLYX for how to set this field.

Valid Values: A1 = Range edit failed
(ERR1 check was suppressed)

Blank = Range edit passed

Instrument SAS Name: SUPPLYX_

Destination Data Set: ECRB

Sponsor Field Type: C

Report Section: 05

Sponsor Edits: FLAG

Field

TOOLRTX_
BBLOCKA.BROW.TOOLRTX_

Description: Range edit flag for TOOLRTX

Form Pane Label:

SAS Name: TOOLRTX_

Tag Name:

Inherited Universe:

Universe:

Universe Description:

Question Text:

Type: String

Length: 2

- Don't Know
- Refuse
- Empty

- On Input
- On Output

Array:

Special Instructions: Note: See ERR1_TOOLRTX for how to set this field.

Valid Values: A1 = Range edit failed
(ERR1 check was suppressed)

Blank = Range edit passed

Instrument SAS Name: TOOLRTX_

Destination Data Set: ECRB

Sponsor Field Type: C

Report Section: 05

Sponsor Edits: FLAG

CRB_STAT

Field

BBLOCKA.BROW.CRB_STAT

Description: Record status

Form Pane Label:

SAS Name: REC_STAT

Tag Name:

Inherited Universe:

Universe:

Universe Description:

Question Text:

Type: String

Length: 1

- Don't Know
- Refuse
- Empty

- On Input
- On Output

Array:

Special Instructions: NOTE: See CRBMORE for how to set this field

Valid Values: 1 = Active Record
3 = Inactive Record {set in processing}

Instrument SAS Name: CRB_STAT

Destination Data Set: ECRB

Sponsor Field Type: C

Report Section: 05

Field

CRB_ORIG
BBLOCKA.BROW.CRB_ORIG

Description: Record origin

Form Pane Label:

SAS Name: REC_ORIG

Tag Name:

Inherited Universe:

Universe:

Universe Description:

Question Text:

Type: String

Length: 1

Don't Know

Refuse

Empty

On Input

On Output

Array:

Special Instructions: NOTE: See CRBMORE for how to set this field

Valid Values: 1 = Data from current interview

2 = Data from previous quarters interview

Instrument SAS Name: CRB_ORIG

Destination Data Set: ECRB

Sponsor Field Type: C

Report Section: 05

CONTRACT

Field

BBLOCKA.BROW.CONTRACT

Description: Paid a contractor flag - Created in Processing

Form Pane Label:

SAS Name: CONTRACT

Tag Name:

Inherited Universe:

Universe:

Universe Description:

Question Text:

Type: Integer

Length: 1

Min: 1

Max: 2

- Don't Know
- Refuse
- Empty

- On Input
- On Output

Array:

Special Instructions: Set in Processing based on S5_INCL.

Values: 1 = Paid a contractor

2 = Did not pay a contractor, DK or RF

Instrument SAS Name: CONTRACT

Destination Data Set: ECRB

Sponsor Field Type: C

Report Section: 05

Date Implemented (YYYY-MM-DD): April 2017

Field

CRMMATER
BBLOCKA.BROW.CRMMATER

Description: Purchased Materials Flag - Created in Processing

Form Pane Label:

SAS Name: CRMMATER

Tag Name:

Inherited Universe:

Universe:

Universe Description:

Question Text:

Type: Integer

Length: 1

Min: 1

Max: 2

- Don't Know
- Refuse
- Empty

- On Input
- On Output

Array:

Special Instructions: Set in Processing based on S5_INCL.

Values: 1 = Paid for materials

2 = Did not pay for materials, DK or RF

Instrument SAS Name: CRMMATER

Destination Data Set: ECRB

Sponsor Field Type: C

Report Section: 05

Date Implemented (YYYY-MM-DD): April 2017

TOOLRENT

Field

BBLOCKA.BROW.TOOLRENT

Description: Rented Tools Flag - Created in Processing

Form Pane Label:

SAS Name: TOOLRENT

Tag Name:

Inherited Universe:

Universe:

Universe Description:

Question Text:

Type: Integer

Length: 1

Min: 1

Max: 2

- Don't Know
- Refuse
- Empty

- On Input
- On Output

Array:

Special Instructions: Set in Processing based on S5_INCL.

Values: 1 = Rented Tools

2 = Did not rent tools, DK or RF

Instrument SAS Name: TOOLRENT

Destination Data Set: ECRB

Sponsor Field Type: C

Report Section: 05

Date Implemented (YYYY-MM-DD): April 2017

Field

S5A_END
S5A_END

Description: End of Section 5A

Form Pane Label:

SAS Name:

Tag Name:

Inherited Universe:

Universe:

Universe Description:

Question Text:

Type: Classification

Length: 0

Don't Know

Refuse

Empty

On Input

On Output

Store Instructions: IF (ANY BlockA.Row[1-12] = 99) OR (the table is full) OR RNTSCRN = No {2} OR
RNTSCRN = REFUSAL
then set S5A_END = Yes
ENDIF

Array:

Skip Instructions: Goto LP5_Flag

Report Section: 05

LP5_Flag

LP5_Flag

Field

Description: Section 5 Extended Recall Flag

Form Pane Label:

SAS Name:

Tag Name:

Inherited Universe:

Universe: S5A_END = 'Yes'

Universe Description: Section 5A is complete

Question Text:

Type: Enumerated

Length: 1

Answer List: TYesNo

Value:	Mnemonic:	Description:
1	Yes	Yes
2	No	No

- Don't Know
- Refuse
- Empty

- On Input
- On Output

Store Instructions: FOR I:= 1-19 DO {# of ITEM answer options}
 LP5_Flag[I] = 2
ENDDO

```
FOR I:= 1 TO 12 DO {Max # of rows for the table}
  IF BSect5.BBlock.Brow[I].CRB_ITEM = 3 THEN set LP5_Flag[3] := 1
  ELSEIF BSect5.BBlock.Brow[I].CRB_ITEM = 4 THEN set LP5_Flag[4] := 1
  ELSEIF BSect5.BBlock.Brow[I].CRB_ITEM = 8 THEN set LP5_Flag[8] := 1
  ELSEIF BSect5.BBlock.Brow[I].CRB_ITEM = 9 THEN set LP5_Flag[9] := 1
  ELSEIF BSect5.BBlock.Brow[I].CRB_ITEM = 10 THEN set LP5_Flag[10] := 1
  ELSEIF BSect5.BBlock.Brow[I].CRB_ITEM = 11 THEN set LP5_Flag[11] := 1
  ELSEIF BSect5.BBlock.Brow[I].CRB_ITEM = 12 THEN set LP5_Flag[12] := 1
  ELSEIF BSect5.BBlock.Brow[I].CRB_ITEM = 13 THEN set LP5_Flag[13] := 1
```

```
ELSEIF Bsect5.BBlock.Brow[1].CRB_ITEM = 17 THEN set LP5_Flag[17] := 1  
ELSEIF Bsect5.BBlock.Brow[1].CRB_ITEM = 19 THEN set LP5_Flag[19] := 1  
END DO
```

Array:

Number of Elements: 19

Skip Instructions: Goto BSECT5.BROW5B.SUPTOOLX

Instrument SAS Name: LP5_Flag

Report Section: 5

Date Implemented (YYYY-MM-DD): April 2019

BROW5B

BROW5B

Block

Description:

Tab Name:

Fly Over Name:

Universe Type: If

Inherited Universe:

Universe:

Universe Description: All who get Section 5

Array:

Block Instructions:

Field

SUPTOOLX
BROW5B.SUPTOOLX

Description:

Form Pane Label: Materials cost

SAS Name: SUPTOOLX

Tag Name: SUPTOOLX

Inherited Universe:

Universe:

Universe Description: ALL

Question Text: Since the first of ^REF_MONTH how much did ^You_Anyone2 spend on purchasing materials and supplies, or renting tools and equipment, not already reported? Please include any sales tax.

• If there were no expenses, enter zero.

Fills: REF_MONTH

Instructions: Set REF_MONTH = 3 months before the interview.

Calculated by taking the INTPER from record type 10 to come up with the base month to start from.

Fills: You_Anyone2

Instructions: IF NUMHOUSE = 1 then fill 'you'

ELSE fill 'anyone in your household'

Type: Integer

Length: 7

Min: 0

Max: 999999

Don't Know

Refuse

Empty

On Input

On Output

Store Instructions: IF SUPTOOLX is in range or NONRESPONSE then set SUPT_OLX = EMPTY

Array:

Special Instructions: Display a \$ and comma in the entry field.

Skip Instructions: 0,DK,RF: Goto S5B_END

1-9999999: IF SUPTOOLX > 4000 goto ERR1_SUPTOOLX
ELSE goto S5B_END

Instrument SAS Name: SUPTOOLX

Destination Data Set: ECRA

Sponsor Field Type: N

Report Section: 05B

Date Implemented (YYYY-MM-DD): April 2024

Check

ERR1_SUPTOOLX
BROW5B.ERR1_SUPTOOLX

Description: Out of Range Check

Inherited Universe:

Universe: SUPTOOLX > 4000 AND SUPTOOLX = RESPONSE

Universe Description:

Text: * THE VALUE ENTERED IS UNUSUALLY HIGH OR LOW

PLEASE VERIFY AND IF CORRECT, ENTER ITEM LEVEL NOTE

Check Instructions: IF suppressed then set SUPT_OLX = 'A1'

Type: Soft

Skip Instructions: Suppress: Goto S5B_END

All others, go back to SUPTOOLX

S5B_END

Field

BROW5B.S5B_END

Description: End of Section 5B

Form Pane Label:

SAS Name:

Tag Name:

Inherited Universe:

Universe: SUPTOOLX = RESPONSE OR SUPTOOLX = NONRESPONSE

Universe Description: All who get this section

Question Text:

Type: Classification

Length: 0

- Don't Know
- Refuse
- Empty

- On Input
- On Output

Store Instructions: Set ORIG and STAT and Section 5B end flag

IF SUPTOOLX = RESPONSE OR SUPTOOLX = NONRESPONSE then set:

CRA_STAT = 1

CRA_ORIG = 1

S5B_END = 1

Array:

Skip Instructions: Exit block and goto S5C_INTRO

Report Section: 05B

Field

CRA_STAT
BROW5B.CRA_STAT

Description: Record status

Form Pane Label:

SAS Name: REC_STAT

Tag Name:

Inherited Universe:

Universe:

Universe Description:

Question Text:

Type: String

Length: 1

- Don't Know
- Refuse
- Empty

- On Input
- On Output

Array:

Special Instructions: Note: See S5B_END for how to set this field

Valid Value: 1 = Active record

Instrument SAS Name: CRA_STAT

Destination Data Set: ECRA

Sponsor Field Type: C

Report Section: 05B

CRA_ORIG
BROW5B.CRA_ORIG

Field

Description: Record origin

Form Pane Label:

SAS Name: REC_ORIG

Tag Name:

Inherited Universe:

Universe:

Universe Description:

Question Text:

Type: String

Length: 1

Don't Know

Refuse

Empty

On Input

On Output

Array:

Special Instructions: NOTE: See S5B_END for how to set this field

Valid Value: 1 = Data from current month interview

Instrument SAS Name: CRA_ORIG

Destination Data Set: ECRA

Sponsor Field Type: C

Report Section: 05B

Field

SUPT_OLX
BROW5B.SUPT_OLX

Description: Range edit flag for SUPTOOLX

Form Pane Label:

SAS Name: SUPT_OLX

Tag Name:

Inherited Universe:

Universe:

Universe Description:

Question Text:

Type: String

Length: 2

- Don't Know
- Refuse
- Empty

- On Input
- On Output

Array:

Special Instructions: NOTE: See ERR1_SUPTOOLX for how to set this field.

Valid Values: A1 = Range edit failed (ERR1 check was suppressed)
Blank = Range edit passed

Instrument SAS Name: SUPT_OLX

Destination Data Set: ECRA

Sponsor Field Type: C

Report Section: 05B

Sponsor Edits: FLAG

S5C_INTRO

S5C_INTRO

Field

Description:

Form Pane Label: Introduction

SAS Name:

Tag Name: S5C_INTRO

Inherited Universe:

Universe:

Universe Description:

Question Text: Now I will ask about payments for home maintenance services and repairs, including service contracts. Please do not include materials purchased for work done on your own.

Description Month Amount
(HSVDESC) (HSVMO) (HSVEXPX)

Type: Enumerated

Length: 1

Answer List: TContinue

Value:	Mnemonic:	Description:
1	Continue	Enter 1 to Continue

- Don't Know
- Refuse
- Empty

- On Input
- On Output

Array:

Skip Instructions: Goto BTableC.BROW.HSV_ITEM

Instrument SAS Name: S5C_INTRO

Report Section: 05

Block

BTableC
BTableC

Description: Household Services

Tab Name:

Fly Over Name:

Universe Type: If

Inherited Universe:

Universe: S5C_INTRO = Continue {1}

Universe Description:

Array:

Block Instructions: 1. Max # of rows: 43

2. This section is a laundry list. Follow the laundry list standards. (See the attachment on the field Laundry_List_Standards.)

3. Pre-chart

o Follow pre-chart standards. (See attachment on the field Prechart_Standards.)

o See the attachment on the variable Input_Setup_Specifications for specific prechart information

Brow
BTableC.Brow

Block

Description:

Tab Name:
Fly Over Name:
Universe Type: If

Inherited Universe:

Universe:

Universe Description:

Array:

Block Instructions:

Field

SoftLowerLimit
BTableC.Brow.SoftLowerLimit

Description: Lower ranges for ERR1

Form Pane Label:

SAS Name:

Tag Name:

Inherited Universe:

Universe:

Universe Description:

Question Text:

Type: Integer

Length: 10

Min: 0

Max: 99999999

- Don't Know
- Refuse
- Empty

- On Input
- On Output

Store Instructions: SoftLowerLimit[1] := 16
SoftLowerLimit[2] := 15
SoftLowerLimit[3] := 5
SoftLowerLimit[4] := 5
SoftLowerLimit[5] := 20
SoftLowerLimit[6] := 10
SoftLowerLimit[7] := 9
SoftLowerLimit[8] := 8
SoftLowerLimit[9] := 5
SoftLowerLimit[10] := 5

Array:

Number of Elements: 40

SoftUpperLimit

Field

BTableC.Brow.SoftUpperLimit

Description: Upper ranges for ERR1

Form Pane Label:

SAS Name:

Tag Name:

Inherited Universe:

Universe:

Universe Description:

Question Text:

Type: Integer

Length: 10

Min: 0

Max: 99999999

- Don't Know
- Refuse
- Empty

- On Input
- On Output

Store Instructions: SoftUpperLimit[1] := 742
SoftUpperLimit[2] := 1499
SoftUpperLimit[3] := 299
SoftUpperLimit[4] := 600
SoftUpperLimit[5] := 1999
SoftUpperLimit[6] := 499
SoftUpperLimit[7] := 5700
SoftUpperLimit[8] := 900
SoftUpperLimit[9] := 324
SoftUpperLimit[10] := 1999

Array:

Number of Elements: 40

Field

HSV_ITEM
BTableC.Brow.HSV_ITEM

Description: Household services

Form Pane Label: Item

SAS Name:

Tag Name: HSV_ITEM

Inherited Universe:

Universe: ALL

Universe Description: ALL

Help Screen: H_S5C

Question Text:  14 ? [F1]

Since the first of ^REF_MONTH, ^have_has2 ^You_Anyone2 paid for any -

[* Read each item on list.](#)

Fills: REF_MONTH

Instructions: Set REF_MONTH = 3 months before the interview.

Calculated by taking the INTPER from record type 10 to come up with the base month to start from.

Fills: have_has2

Instructions: IF NUMHOUSE = 1 then fill "have"
ELSE fill "has"

Fills: You_Anyone2

Instructions: IF NUMHOUSE = 1 then fill 'you'
ELSE fill 'anyone in your household'

Type: Enumerated

Length: 3

Answer List: THSV_Item

Value:	Mnemonic:	Description:
1	Pest	Termite or pest control services?
2	Gardening	Gardening or lawn care maintenance services?

3	WaterServ	Water softening services?
4	Septic	Septic tank cleaning?
5	HouseKeep	Housekeeping services?
6	HomeSecure	Home security system service fees?
7	Moving	Moving, storage, or freight services?
8	Heating	Heating or air conditioning service contracts?
9	Home	Home warranties, maintenance, repairs, or service contracts on household appliances?
10	Other	Other home services or repair jobs in or around the home, not already reported?
99	NoMore99	None/No more entries
888	DeleteLine	Delete the line

- Don't Know
- Refuse
- Empty

- On Input
- On Output

Store Instructions: 1. Set HSVCODE - Item Code

```
IF HSV_ITEM >= 1 AND HSV_ITEM < 95 THEN:  
  if HSV_ITEM = 1 then set HSVCODE = '190'  
  elseif HSV_ITEM = 2 then set HSVCODE = '170'  
  elseif HSV_ITEM = 3 then set HSVCODE = '270'  
  elseif HSV_ITEM = 4 then set HSVCODE = '280'  
  elseif HSV_ITEM = 5 then set HSVCODE = '180'  
  elseif HSV_ITEM = 6 then set HSVCODE = '370'  
  elseif HSV_ITEM = 7 then set HSVCODE = '230'  
  elseif HSV_ITEM = 8 then set HSVCODE = '200'  
  elseif HSV_ITEM = 9 then set HSVCODE = '100'  
  elseif HSV_ITEM = 10 then set HSVCODE = '310'
```

2. Set Item2Shadow = HSV_ITEM

Array:

Special Instructions: 1. Answer list options should be in bold black except 99 and 888, they should be in regular black.

(Once an answer list option is selected and the "Any more" question is answered, the answer list description color should be changed to regular blue.)

2. IF HSV_ITEM = 888 then "SHOW" the fields in the row

Skip Instructions: 1-10: IF HSV_ITEM <> Item2Shadow then goto CK_ITEM
ELSE goto HSVDESC

99: Exit the table and goto S5C_END

888: IF no more rows then exit the table and goto S5C_END
ELSE goto HSV_ITEM - next row of the table

Instrument SAS Name: HSV_ITEM

Destination Data Set: EHSV

Sponsor Field Type: N

Report Section: 5C

Date Implemented (YYYY-MM-DD): April 2024

CK_ITEM
BTableC.Brow.CK_ITEM

Check

Description: After a row is completed, the user has backed up and changed the item number to another valid item number

Inherited Universe:

Universe: HSV_ITEM was changed to another valid item number

Universe Description: After a row is completed, the user has backed up and changed the item number to another valid item number

Text: ♦ [Press "S" to change this item code and enter new data](#)

[Press ENTER to re-enter the original item code: ^OldItem](#)

Check Instructions: IF SUPPRESSED then set all fields in this row to EMPTY:
HSVDESC, HSVMO, HSVGFTC, HSVEXPX, HSV_C, HSV_CMB, HSVSTORE,
HSVPURCH, HSVLOC, HSVLOCST, HSVMORE

Type: Soft

Skip Instructions: SUPPRESSED: Goto HSVDESC

All others, go back to HSV_ITEM

Fills: OldItem

Instructions: Fill entry in Item2Shadow

Field

HSVDESC
BTableC.Brow.HSVDESC

Description: Household services description

Form Pane Label: Description

SAS Name: HSVDESC

Tag Name: HSVDESC

Inherited Universe:

Universe: NOT (HSV_ITEM IN [NoMore99, DeleteLine]) AND HSV_ITEM <> EMPTY

Universe Description: All, except HSV_ITEM = 99 or 888

Question Text: What was the expense for?

Description Month Amount

Type: String

Length: 30

- Don't Know
- Refuse
- Empty

- On Input
- On Output

Store Instructions: Pre-Fill HSVDESC:

If HSVDESC = EMPTY then:

- If HSV_ITEM = 1 then set HSVDESC = 'Termite or pest control'
- If HSV_ITEM = 2 then set HSVDESC = 'Gardening or lawn care'
- If HSV_ITEM = 3 then set HSVDESC = 'Water softening'
- If HSV_ITEM = 4 then set HSVDESC = 'Septic tank cleaning'
- If HSV_ITEM = 5 then set HSVDESC = 'Housekeeping'
- If HSV_ITEM = 6 then set HSVDESC = 'Home security system fees'
- If HSV_ITEM = 7 then set HSVDESC = 'Moving, storage, or freight'
- If HSV_ITEM = 8 then set HSVDESC = 'Heating or A/C contracts'
- If HSV_ITEM = 9 then set HSVDESC = 'Home warranty/appliance repair'
- If HSV_ITEM = 10 then set HSVDESC = 'Other home services'

Array:

Skip Instructions: Goto HSVMO

Instrument SAS Name: HSVDESC

Destination Data Set: EHSV

Sponsor Field Type: C

Report Section: 5C

Date Implemented (YYYY-MM-DD): April 2024

Field

HSVMO
BTableC.Brow.HSVMO

Description: Household services month

Form Pane Label: Month

SAS Name: HSVMO

Tag Name: HSVMO

Inherited Universe:

Universe: NOT (HSV_ITEM IN [NoMore99, DeleteLine]) AND HSV_ITEM <> EMPTY

Universe Description: All, except HSV_ITEM = 99 or 888

Question Text: In what month did ^YOU_ANYMEM have this expense?

[^HSVMO_13Fill](#)

[Description Month Amount](#)

Fills: YOU_ANYMEM

Instructions: IF NUMHOUSE = 1 then fill "you"
ELSE fill "you or any members of your household"

Fills: HSVMO_13Fill

Instructions: If HSV_ITEM = 1 or HSV_ITEM = 2 or (HSV_ITEM >= 5 and HSV_ITEM <= 10) then
fill * Enter 13 for same amount each month of the reference period'
ELSE don't fill anything

Type: Enumerated

Length: 2

Answer List: TMONTH_13S5C

Value:	Mnemonic:	Description:
1	Jan	January
2	Feb	February
3	Mar	March
4	Apr	April
5	May	May
6	Jun	June
7	Jul	July

8	Aug	August
9	Sep	September
10	Oct	October
11	Nov	November
12	Dec	December
13	Cont	^HSVMO_13Fill2

- Don't Know
- Refuse
- Empty

- On Input
- On Output

Array:

Special Instructions: Only display answer options 13 (when applicable) and the 4 months that are the reference month through the current month. (ref_monthnum, two_monthnum, last_monthnum, and cur_monthnum)

Note: Blaise does not allow non-displayed options to be selected

Skip Instructions: IF HSV_ITEM = 2, 5, 6, 7, or 10 the goto HSVGFTC

ELSE goto HSVEXPX

Instrument SAS Name: HSVMO

Destination Data Set: EHSV

Sponsor Field Type: C

Report Section: 5C

Date Implemented (YYYY-MM-DD): April 2024

Field

HSVGFTC
BTableC.Brow.HSVGFTC

Description: Was this purchased for someone inside or outside of your CU?

Form Pane Label: Who

SAS Name: HSVGFTC

Tag Name: HSVGFTC

Inherited Universe:

Universe: HSV_ITEM = 2 or HSV_ITEM = 5 or HSV_ITEM = 6 or HSV_ITEM = 7 or HSV_ITEM = 10

Universe Description: HSV_ITEM is gardening, housekeeping, home security, moving or other home services

Question Text: Was this expense for someone inside or outside of your household?

[Description Month Amount](#)

Type: Enumerated

Length: 1

Answer List: THSVGFTC

Value:	Mnemonic:	Description:
1	HH	For household
2	NonHH	For someone outside your household

- Don't Know
- Refuse
- Empty

- On Input
- On Output

Array:

Skip Instructions: Goto HSVEXPX

Instrument SAS Name: HSVGFTC

Destination Data Set: EHSV

Sponsor Field Type: C

Report Section: 5C

Date Implemented (YYYY-MM-DD): April 2024

Field

HSVEXPX
BTableC.Brow.HSVEXPX

Description: Household services expense

Form Pane Label: Amount

SAS Name: HSVEXPX

Tag Name: HSVEXPX

Inherited Universe:

Universe: NOT (HSV_ITEM IN [NoMore99, DeleteLine]) AND HSV_ITEM <> EMPTY

Universe Description: All, except HSV_ITEM = 99 or 888

Question Text: What ^HSVEXPX_Fill expense including sales tax?

[Description](#) [Month](#) [Amount](#)

Fills: HSVEXPX_Fill

Instructions: IF HSVMO = Cont {13} then then fill 'is your monthly'
Else fill 'was the total amount of this'

Type: Integer

Length: 7

Min: 1

Max: 999999

- Don't Know
- Refuse
- Empty

- On Input
- On Output

Store Instructions: If HSVEXPX is in range, DK, or RF then set HSVEXPX_ = EMPTY

Array:

Special Instructions: Display a \$ and a comma, as needed, in the entry field.

Skip Instructions: 1-99999: If HSVEXPX < SoftLowerLimit[HSV_ITEM] OR
HSVEXPX > SoftUpperLimit[HSV_ITEM] then goto ERR1_ HSVEXPX
ELSEIF HSVMO <> 13 AND (HSV_ITEM and HSVEXPX for this record are
equal to any

```
records data on the prechart/input) AND (that prechart records HSVMO <>
13)
    then goto ERR_DUP
    ELSE goto HSV_C

DK,RF: Goto HSV_C
```

Instrument SAS Name: HSVEXPX

Destination Data Set: EHSV

Sponsor Field Type: N

Report Section: 5C

Date Implemented (YYYY-MM-DD): April 2024

Check

ERR1_HSVEXPX
BTableC.Brow.ERR1_HSVEXPX

Description: Out of Range Check

Inherited Universe:

Universe: HSVEXPX = RESPONSE AND (HSVEXPX < SoftLowerLimit[HSV_ITEM] or HSVEXPX > SoftUpperLimit[HSV_ITEM])

Universe Description:

Text: * THE VALUE ENTERED IS UNUSUALLY HIGH OR LOW

PLEASE VERIFY AND IF CORRECT, ENTER ITEM LEVEL NOTE

Check Instructions: IF suppressed then set HSVEXPX_ = 'A1'

Type: Soft

Skip Instructions: Suppress: Goto HSV_C

All others, go back to HSVEXPX

ERR_DUP

Check

BTableC.Brow.ERR_DUP

Description: Check for Possible Duplicate Reporting

Inherited Universe:

Universe: HSVMO <> 13 AND HSVEXPX = RESPONSE AND
(HSV_ITEM and HSVEXPX equal any SCIF records HSV_ITEM and HSVEXPX and
that SCIF's record has HSVMO <> 13)

Universe Description: Month is not 13 and amount is not DK/RF and (item and amount is the same as one
of the records on the SCIF and that SCIF record does not have Month = 13)

Text: ♦ This item appears to be the same one as reported last interview.

Please verify to avoid duplicate reporting
If this is a duplicate item, enter 888 to delete the line.

Check Instructions:

Type: Soft

Skip Instructions: Suppress: Goto HSV_C

All others, go back to HSVEXPX

Field

HSV_C
BTableC.Brow.HSV_C

Description: Is this a combined expense

Form Pane Label: C

SAS Name:

Tag Name: HSV_C

Inherited Universe:

Universe: NOT (HSV_ITEM IN [NoMore99, DeleteLine]) AND HSV_ITEM <> EMPTY

Universe Description:

Question Text: * Enter 'C' for a combined expense

Type: String

Length: 1

- Don't Know
- Refuse
- Empty

- On Input
- On Output

Array:

Skip Instructions: C: Goto HSV_CMB

EMPTY: IF HSV_ITEM = 2 and (POPGRP = 01 or 02 or 18) OR
[HSV_ITEM = 5 or 7] and (POPGRP = 01 or 02) OR
HSV_ITEM = 9 and (POPGRP = 01 or 02 or 17) then goto HSVSTORE
ELSE goto HSVMORE

IF anything other than a 'C' or blank is entered then goto CK_C

Instrument SAS Name: HSV_C

Destination Data Set: EHSV

Report Section: 5C

Date Implemented (YYYY-MM-DD): April 2024

CK_C

Check

BTableC.Brow.CK_C

Description: HSV_C field can only contain a "C" or EMPTY

Inherited Universe:

Universe: HSV_C <> 'C' AND HSV_C <> EMPTY

Universe Description: HSV_C = anything other than a 'C' or EMPTY

Text: * [Not a valid entry](#)

Check Instructions:

Type: Hard

Skip Instructions: Go back to HSV_C

Field

HSV_CMB
BTableC.Brow.HSV_CMB

Description: Combined Expense Screen

Form Pane Label: Combined Codes

SAS Name:

Tag Name: HSV_CMB

Inherited Universe:

Universe: HSV_C = 'C'

Universe Description:

Help Screen: H_S5C

Question Text:  14 ? [F1]

What was this expense combined with?

- ◆ Ask if not apparent.
- ◆ Enter all that apply, separate with commas.

Description Month Amount

Type: Set

Max Number of Values: 10

Length: 2

Answer List: THSV_CMB

Value:	Mnemonic:	Description:
1	Pest	Termite or pest control services
2	Gardening	Gardening or lawn care maintenance services
3	WaterServ	Water softening services
4	Septic	Septic tank cleaning
5	HouseKeep	Housekeeping services
6	HomeSecure	Home security system service fees
7	Moving	Moving, storage, or freight services
8	Heating	Heating or air conditioning service contracts
9	Home	Home warranties, maintenance, repairs, or service contracts on household appliances
10	Other	Other home services or repair jobs in or around the home, not already reported

- Don't Know
- Refuse
- Empty

- On Input
- On Output

Store Instructions: For each item selected in HSV_CMB, store the appropriate item code in HSVCD1-
HSVCD10.

(The first entry in HSV_CMB should be recoded and stored in HSVDC1,
the 2nd entry in HSVCD2, etc.)

Set as follows:

- If HSV_CMB = 1 then set = '190'
- If HSV_CMB = 2 then set = '170'
- If HSV_CMB = 3 then set = '270'
- If HSV_CMB = 4 then set = '280'
- If HSV_CMB = 5 then set = '180'
- If HSV_CMB = 6 then set = '370'
- If HSV_CMB = 7 then set = '230'
- If HSV_CMB = 8 then set = '200'
- If HSV_CMB = 9 then set = '100'
- If HSV_CMB = 10 then set = '310'

Array:

Skip Instructions: IF HSV_ITEM = 2 and (POPGRP = 01 or 02 or 18) OR
[HSV_ITEM = 5 or 7] and (POPGRP = 01 or 02) OR
HSV_ITEM = 9 and (POPGRP = 01 or 02 or 17) then goto HSVSTORE
ELSE goto HSVMORE

Instrument SAS Name: HSV_CMB

Destination Data Set: EHSV

Sponsor Field Type: C

Report Section: 5C

Date Implemented (YYYY-MM-DD): April 2024

Field

HSVSTORE
BTableC.Brow.HSVSTORE

Description: Point of purchase for household service expense

Form Pane Label: Store

SAS Name: HSVSTORE

Tag Name: HSVSTORE

Inherited Universe:

Universe: (HSV_ITEM = 2 AND (VAL(POPGRP) = 1 or VAL(POPGRP) = 2 or VAL(POPGRP) = 18)) or
((HSV_ITEM = 5 or HSV_ITEM = 7 AND(VAL(RT10.POPGRP) = 1 or VAL(RT10.POPGRP) = 2)) or
(HSV_ITEM = 9) AND (VAL(POPGRP) = 1 or VAL(POPGRP) = 2 or VAL(POPGRP) = 17))

Universe Description:

Question Text: What is the name of the business that provided this service?

◆ Enter store, website, or company name

Type: String

Length: 45

Don't Know

Refuse

Empty

On Input

On Output

Array:

Special Instructions: IF uppercase entry contains ".COM" then set HSVPURCH = 1 and "keep" and "show"

Skip Instructions: ELSE IF UPPERCASE ENTRY contains ".COM" then goto HSVMORE
ELSEIF ENTRY = DK or RF then go to HSVMORE
ELSE goto HSVPURCH

Instrument SAS Name: HSVSTORE

Destination Data Set: EHSV

Sponsor Field Type: C

Report Section: 5C

Date Implemented (YYYY-MM-DD): April 2024

Field

HSVPURCH
BTableC.Brow.HSVPURCH

Description: Mode of household service expense purchase

Form Pane Label: Online

SAS Name: HSVPURCH

Tag Name: HSVPURCH

Inherited Universe:

Universe: HSVSTORE = RESPONSE AND (UPPERCASE (HSVSTORE) does NOT contain
'COM')

Universe Description:

Question Text: Was this paid for -

Type: Enumerated

Length: 1

Answer List: TOnline

Value:	Mnemonic:	Description:
1	Online	Online?
2	InPerson	In person?
3	MailTel	By mail or telephone order?
4	Other	Other

- Don't Know
- Refuse
- Empty

- On Input
- On Output

Array:

Special Instructions: Answer list descriptions for options 1-3 should be bold black

Skip Instructions: 1,3,4,DK,RF: Goto HSVMORE

2: Goto HSVLOC

Instrument SAS Name: HSVPURCH

Destination Data Set: EHSV

Sponsor Field Type: C

Report Section: 5C

Date Implemented (YYYY-MM-DD): April 2024

Field

HSVLOC
BTableC.Brow.HSVLOC

Description: City

Form Pane Label: Location - City

SAS Name: HSVLOC

Tag Name: HSVLOC

Inherited Universe:

Universe: HSVPURCH = InPerson {2}

Universe Description:

Question Text: In what city is ^HSVSTORE_Fill located?

Fills: HSVSTORE_Fill

Instructions: fill entry in HSVSTORE

Type: String

Length: 45

Don't Know
 Refuse
 Empty

On Input
 On Output

Array:

Skip Instructions: Goto HSVLOCST

Instrument SAS Name: HSVLOC

Destination Data Set: EHSV

Sponsor Field Type: C

Report Section: 5C

Date Implemented (YYYY-MM-DD): April 2024

HSVLOCST

Field

BTableC.Brow.HSVLOCST

Description: State of household service expense

Form Pane Label: State

SAS Name: HSVLOCST

Tag Name: HSVLOCST

Inherited Universe:

Universe: HSVPURCH = InPerson {2}

Universe Description:

Help Screen: H_DESTCODE

Question Text: ? [F1]

In what state is ^HSVSTORE_Fill located?

◆ [Enter the two character state abbreviation](#)

Fills: HSVSTORE_Fill

Instructions: fill entry in HSVSTORE

Type: String

Length: 2

Don't Know

Refuse

Empty

On Input

On Output

Array:

Special Instructions: Use answer type TState - STRING[2], display width 4

Skip Instructions: IF entry is not a valid state abbreviation then goto CK_HSVLOCST

ELSE goto HSVMORE

Instrument SAS Name: HSVLOCST

Destination Data Set: EHSV

Sponsor Field Type: C

Report Section: 5C

Date Implemented (YYYY-MM-DD): April 2024

CK_HSVLOCST

Check

BTableC.Brow.CK_HSVLOCST

Description: Not a valid state abbreviation

Inherited Universe:

Universe: (HSVLOCST is not a valid state abbreviation) AND HSVLOCST = RESPONSE

Universe Description: State abbreviation entered is not valid

Text: [✦ Not a valid state abbreviation](#)

Check Instructions:

Type: Hard

Skip Instructions: Go back to HSVLOCST

Field

HSVMORE
BTableC.Brow.HSVMORE

Description: Check for additional household service item

Form Pane Label: Any More

SAS Name:

Tag Name: HSVMORE

Inherited Universe:

Universe: NOT (HSV_ITEM IN [NoMore99, DeleteLine]) AND HSV_ITEM <> EMPTY

Universe Description: All, except HSV_ITEM = 99 or 888

Question Text: Did you have any other expenses for ^HSV_item_fill?

Description Month Amount

Fills: HSV_item_fill

Instructions: If HSV_ITEM = 1 then fill = 'termite or pest control'

If HSV_ITEM = 2 then fill = 'gardening or lawn care'

If HSV_ITEM = 3 then fill = 'water softening'

If HSV_ITEM = 4 then fill = 'septic tank cleaning'

If HSV_ITEM = 5 then fill = 'housekeeping'

If HSV_ITEM = 6 then fill = 'home security system fees'

If HSV_ITEM = 7 then fill = 'moving, storage, or freight'

If HSV_ITEM = 8 then fill = 'heating or A/C contracts'

If HSV_ITEM = 9 then fill = 'home warranty, appliance repair, or svc contracts'

If HSV_ITEM = 10 then fill = 'other home services or repair jobs'

Type: Enumerated

Length: 1

Answer List: TYesNo

Value:	Mnemonic:	Description:
1	Yes	Yes
2	No	No

- Don't Know
- Refuse
- Empty

- On Input
- On Output

Store Instructions: Set record origin and record status
IF HSVMORE = RESPONSE or HSVMORE = NONRESPONSE then
Set REC_ORIG = '1'

IF HSVMO = the current interview month then set REC_STAT = '2'
ELSE set REC_STAT = '1'

Array:

Special Instructions: If HSVMORE = Yes {1} then prefill HSV_ITEM and HSVDESC fields for the next row with the same information as the current row.

Skip Instructions: 1: IF ROW number = 43 then goto ERR_MAX
ELSE goto HSV_ITEM for the next row of the table

2,DK,RF: IF Row number = 43 then exit the table and goto S5C_END
ELSE goto HSV_ITEM for the next row of the table

Instrument SAS Name: HSVMORE

Destination Data Set: EHSV

Report Section: 5C

Date Implemented (YYYY-MM-DD): April 2024

Check

ERR_MAX
BTableC.Brow.ERR_MAX

Description: Max Number of Rows Reached

Inherited Universe:

Universe: HSVMORE = Yes {1} AND (ROW number = 43)

Universe Description: Yes there are more payments, but there are no more empty rows in the grid

Text: ♦ [No more rows can be added.](#)

Check Instructions:

Type: Hard

Skip Instructions: Go back to HSVMORE

HSVEXPX_
BTableC.Brow.HSVEXPX_

Field

Description: Range edit flag for HSVEXPX

Form Pane Label:

SAS Name: HSVEXPX_

Tag Name:

Inherited Universe:

Universe:

Universe Description:

Question Text:

Type: String

Length: 2

- Don't Know
- Refuse
- Empty

- On Input
- On Output

Array:

Special Instructions: NOTE: See ERR1_HSVEXPX for how to set this field

Valid Values: A1 = Range edit failed
(ERR1 check was suppressed)

Blank = Range edit passed

Instrument SAS Name: HSVEXPX_

Destination Data Set: EHSV

Sponsor Field Type: C

Report Section: 5C

Date Implemented (YYYY-MM-DD): April 2024

Sponsor Edits: FLAG

HSVCODE

Field

BTableC.Brow.HSVCODE

Description: 3-digit Item code

Form Pane Label:

SAS Name: HSVCODE

Tag Name:

Inherited Universe:

Universe:

Universe Description:

Question Text:

Type: String

Length: 3

Don't Know

Refuse

Empty

On Input

On Output

Array:

Special Instructions: NOTE: See HSV_ITEM for how to set this field

Valid Values: 100, 170, 180, 190, 200, 230, 270, 280, 310, 370

Instrument SAS Name: HSVCODE

Destination Data Set: EHSV

Sponsor Field Type: C

Report Section: 5C

Date Implemented (YYYY-MM-DD): April 2024

Field

HSVCD1
BTableC.Brow.HSVCD1

Description: 1st item the expenditure is combined with

Form Pane Label:

SAS Name: HSVCD1

Tag Name:

Inherited Universe:

Universe:

Universe Description:

Question Text:

Type: String

Length: 3

- Don't Know
- Refuse
- Empty

- On Input
- On Output

Array:

Special Instructions: NOTE: See HSV_CMB for how to set this field

Valid Values: 100, 170, 180, 190, 200, 230, 270, 280, 310, 370

Instrument SAS Name: HSVCD1

Destination Data Set: EHSV

Sponsor Field Type: C

Report Section: 5C

Date Implemented (YYYY-MM-DD): April 2024

HSVCD2

Field

BTableC.Brow.HSVCD2

Description: 2nd item the expenditure is combined with

Form Pane Label:

SAS Name: HSVCD2

Tag Name:

Inherited Universe:

Universe:

Universe Description:

Question Text:

Type: String

Length: 3

- Don't Know
- Refuse
- Empty

- On Input
- On Output

Array:

Special Instructions: NOTE: See HSV_CMB for how to set this field

Valid Values: 100, 170, 180, 190, 200, 230, 270, 280, 310, 370

Instrument SAS Name: HSVCD2

Destination Data Set: EHSV

Sponsor Field Type: C

Report Section: 5C

Date Implemented (YYYY-MM-DD): April 2024

Field

HSVCD3
BTableC.Brow.HSVCD3

Description: 3rd item the expenditure is combined with

Form Pane Label:

SAS Name: HSVCD3

Tag Name:

Inherited Universe:

Universe:

Universe Description:

Question Text:

Type: String

Length: 3

- Don't Know
- Refuse
- Empty

- On Input
- On Output

Array:

Special Instructions: NOTE: See HSV_CMB for how to set this field

Valid Values: 100, 170, 180, 190, 200, 230, 270, 280, 310, 370

Instrument SAS Name: HSVCD3

Destination Data Set: EHSV

Sponsor Field Type: C

Report Section: 5C

Date Implemented (YYYY-MM-DD): April 2024

HSVCD4

Field

BTableC.Brow.HSVCD4

Description: 4th item the expenditure is combined with

Form Pane Label:

SAS Name: HSVCD4

Tag Name:

Inherited Universe:

Universe:

Universe Description:

Question Text:

Type: String

Length: 3

- Don't Know
- Refuse
- Empty

- On Input
- On Output

Array:

Special Instructions: NOTE: See HSV_CMB for how to set this field

Valid Values: 100, 170, 180, 190, 200, 230, 270, 280, 310, 370

Instrument SAS Name: HSVCD4

Destination Data Set: EHSV

Sponsor Field Type: C

Report Section: 5C

Date Implemented (YYYY-MM-DD): April 2024

Field

HSVCD5
BTableC.Brow.HSVCD5

Description: 5th item the expenditure is combined with

Form Pane Label:

SAS Name: HSVCD5

Tag Name:

Inherited Universe:

Universe:

Universe Description:

Question Text:

Type: String

Length: 3

- Don't Know
- Refuse
- Empty

- On Input
- On Output

Array:

Special Instructions: NOTE: See HSV_CMB for how to set this field

Valid Values: 100, 170, 180, 190, 200, 230, 270, 280, 310, 370

Instrument SAS Name: HSVCD5

Destination Data Set: EHSV

Sponsor Field Type: C

Report Section: 5C

Date Implemented (YYYY-MM-DD): April 2024

HSVCD6

Field

BTableC.Brow.HSVCD6

Description: 6th item the expenditure is combined with

Form Pane Label:

SAS Name: HSVCD6

Tag Name:

Inherited Universe:

Universe:

Universe Description:

Question Text:

Type: String

Length: 3

- Don't Know
- Refuse
- Empty

- On Input
- On Output

Array:

Special Instructions: NOTE: See HSV_CMB for how to set this field

Valid Values: 100, 170, 180, 190, 200, 230, 270, 280, 310, 370

Instrument SAS Name: HSVCD6

Destination Data Set: EHSV

Sponsor Field Type: C

Report Section: 5C

Date Implemented (YYYY-MM-DD): April 2024

Field

HSVCD7
BTableC.Brow.HSVCD7

Description: 7th item the expenditure is combined with

Form Pane Label:

SAS Name: HSVCD7

Tag Name:

Inherited Universe:

Universe:

Universe Description:

Question Text:

Type: String

Length: 3

- Don't Know
- Refuse
- Empty

- On Input
- On Output

Array:

Special Instructions: NOTE: See HSV_CMB for how to set this field

Valid Values: 100, 170, 180, 190, 200, 230, 270, 280, 310, 370

Instrument SAS Name: HSVCD7

Destination Data Set: EHSV

Sponsor Field Type: C

Report Section: 5C

Date Implemented (YYYY-MM-DD): April 2024

HSVCD8

Field

BTableC.Brow.HSVCD8

Description: 8th item the expenditure is combined with

Form Pane Label:

SAS Name: HSVCD8

Tag Name:

Inherited Universe:

Universe:

Universe Description:

Question Text:

Type: String

Length: 3

Don't Know

Refuse

Empty

On Input

On Output

Array:

Special Instructions: NOTE: See HSV_CMB for how to set this field

Valid Values: 100, 170, 180, 190, 200, 230, 270, 280, 310, 370

Instrument SAS Name: HSVCD8

Destination Data Set: EHSV

Sponsor Field Type: C

Report Section: 5C

Date Implemented (YYYY-MM-DD): April 2024

Field

HSVCD9
BTableC.Brow.HSVCD9

Description: 9th item the expenditure is combined with

Form Pane Label:

SAS Name: HSVCD9

Tag Name:

Inherited Universe:

Universe:

Universe Description:

Question Text:

Type: String

Length: 3

- Don't Know
- Refuse
- Empty

- On Input
- On Output

Array:

Special Instructions: NOTE: See HSV_CMB for how to set this field

Valid Values: 100, 170, 180, 190, 200, 230, 270, 280, 310, 370

Instrument SAS Name: HSVCD9

Destination Data Set: EHSV

Sponsor Field Type: C

Report Section: 5C

Date Implemented (YYYY-MM-DD): April 2024

HSVCD10

Field

BTableC.Brow.HSVCD10

Description: 10th item the expenditure is combined with

Form Pane Label:

SAS Name:

Tag Name:

Inherited Universe:

Universe:

Universe Description:

Question Text:

Type: String

Length: 3

Don't Know

Refuse

Empty

On Input

On Output

Array:

Special Instructions: NOTE: See HSV_CMB for how to set this field

Valid Values: 100, 170, 180, 190, 200, 230, 270, 280, 310, 370

Instrument SAS Name: HSVCD10

Destination Data Set: EHSV

Sponsor Field Type: C

Report Section: 5C

Date Implemented (YYYY-MM-DD): April 2024

Field

REC_STAT
BTableC.Brow.REC_STAT

Description: Record status

Form Pane Label:

SAS Name: REC_STAT

Tag Name:

Inherited Universe:

Universe:

Universe Description:

Question Text:

Type: String

Length: 1

Don't Know

Refuse

Empty

On Input

On Output

Array:

Special Instructions: NOTE: See HSVMORE for how to set this field

Valid Values: 1 = Active Record

2 = Current month Record

3 = Inactive Record {set in processing}

Instrument SAS Name: REC_STAT

Destination Data Set: EHSV

Sponsor Field Type: C

Report Section: 5C

Date Implemented (YYYY-MM-DD): April 2024

REC_ORIG

Field

BTableC.Brow.REC_ORIG

Description: Record origin

Form Pane Label:

SAS Name: REC_ORIG

Tag Name:

Inherited Universe:

Universe:

Universe Description:

Question Text:

Type: String

Length: 1

Don't Know

Refuse

Empty

On Input

On Output

Array:

Special Instructions: NOTE: See HSVMORE for how to set this field

Valid Values: 1 = Data from current month interview

2 = Data reported in previous quarter

Instrument SAS Name: REC_ORIG

Destination Data Set: EHSV

Sponsor Field Type: C

Report Section: 5C

Date Implemented (YYYY-MM-DD): April 2024

Field

S5C_END
S5C_END

Description: Section 5C End

Form Pane Label:

SAS Name:

Tag Name:

Inherited Universe:

Universe: (HSV_ITEM = 99) OR (the table is full)

Universe Description:

Question Text:

Type: Classification

Length: 0

Don't Know

Refuse

Empty

On Input

On Output

Store Instructions: IF HSV_ITEM = 99 OR (table is full) then set S5C_END = Yes {1}

Array:

Skip Instructions: Goto LP5C_Flag

Report Section: 5C

Date Implemented (YYYY-MM-DD): April 2024

LP5C_Flag

LP5C_Flag

Field

Description: Section 5C Extended Recall Flag

Form Pane Label:

SAS Name:

Tag Name:

Inherited Universe:

Universe: S5C_END = 'Yes'

Universe Description: Section 5C is complete

Question Text:

Type: Enumerated

Length: 1

Answer List: TYesNo

Value:	Mnemonic:	Description:
1	Yes	Yes
2	No	No

- Don't Know
- Refuse
- Empty

- On Input
- On Output

Store Instructions: FOR I:= 1-10 DO {# of ITEM answer options}
 LP5C_Flag[I] = 2
ENDDO

FOR I:= 1 TO 43 DO {Max # of rows for the table}

 IF BSect5.BBlock.Brow[I].HSV_ITEM = 2 THEN set LP5C_Flag[2] := 1

 ELSEIF BSect5.BBlock.Brow[I].HSV_ITEM = 5 THEN set LP5C_Flag[5] := 1

 ELSEIF BSect5.BBlock.Brow[I].HSV_ITEM = 7 THEN set LP5C_Flag[7] := 1

 ELSEIF BSect5.BBlock.Brow[I].HSV_ITEM = 9 THEN set LP5C_Flag[9] := 1

END DO

Array:

Number of Elements: 10

Skip Instructions: Goto BSECT5.BROW5B.SUPTOOLX

Instrument SAS Name: LP5C_Flag

Report Section: 5C

Date Implemented (YYYY-MM-DD): April 2024

S5_Sectcomp

S5_Sectcomp

Field

Description: End of Section 5

Form Pane Label:

SAS Name:

Tag Name:

Inherited Universe:

Universe:

Universe Description: ALL

Question Text:

Type: Classification

Length: 0

- Don't Know
- Refuse
- Empty

- On Input
- On Output

Store Instructions: Set section complete flag - SECTCOMP(5):

```
IF S5A_END = 'Yes' AND S5B_END = 'Yes' AND S5C_END = 'Yes' then set  
SECTCOMP[5] = 'Yes'  
ELSE set SECTCOMP[5] = 'No'
```

Array:

Skip Instructions: Goto Section 6 - BSECT6

Report Section: 05

Block

BSEC6PT
BSEC6PT

Description: Appliances, Household Equipment, and Other Selected Items

Tab Name: S6

Fly Over Name: S6 - Appliances

Universe Type: If

Inherited Universe:

Universe: bFront.START <> Transmit {3} AND bFront.START <> Quit {4} AND
bFront.START <> Noninterview {5} AND bFront.REPLACE_HH <> Yes {1} AND
bFront.REPLACE_SPAWN <> Continue {1} AND CE_INTRO = Continue {1}

Universe Description: ALL

Array:

Block Instructions: Section Labels:

Section 6, Part A - Purchase of Household Appliances

Section 6, Part B - Purchase of Household Appliances and Other Selected Items

S6A_INTRO

S6A_INTRO

Field

Description: S6A Introduction

Form Pane Label: Introduction

SAS Name:

Tag Name: S6A_INTRO

Inherited Universe:

Universe:

Universe Description: ALL

Question Text: Now I am going to ask about the purchase or rental of major household appliances.

<u>Description</u>	<u>Type</u>	<u>Month</u>	<u>Amount</u>
(MAJTYPE)	(Purchased/ Rented)	(MAJ_MO)	(MAJPURX/ MAJRENTX)

Type: Enumerated

Length: 1

Answer List: TContinue

Value:	Mnemonic:	Description:
1	Continue	Enter 1 to Continue

- Don't Know
- Refuse
- Empty

- On Input
- On Output

Array:

Skip Instructions: Goto BTABLEA.BROW.APA_ITEM

Instrument SAS Name: S6A_INTRO

Destination Data Set: EAPA

Report Section: 06A

BTABLEA

BTABLEA

Block

Description: Purchase of Household Appliances

Tab Name:

Fly Over Name:

Universe Type: If

Inherited Universe:

Universe: S6A_INTRO = Continue {1}

Universe Description: All

Array:

Block Instructions: 1. Max # of rows: 7

2. This section is a laundry list. Follow the laundry list standards. (See the attachment on the field Laundry_List_Standards.)

3. Pre-chart

o Follow pre-chart standards. (See attachment on the field Prechart_Standards.)

o See the attachment on the variable

Input_Setup_Specifications for specific prechart information

4. Store input data for APA_ITEM in IN_ITEM and MAJPURX/MAJRENTX in IN_AMOUNT

Block

BROW
BTABLEA.BROW

Description:

Tab Name:
Fly Over Name:
Universe Type: While

Inherited Universe:

Universe: (APA_ITEM(previous row) <> 99) AND (ROW # < 8)

Universe Description:

Array:

Block Instructions:

SoftLowerLimit

Field

BTABLEA.BROW.SoftLowerLimit

Description: Lower ranges for ERR1_AMOUNT

Form Pane Label:

SAS Name:

Tag Name:

Inherited Universe:

Universe:

Universe Description:

Question Text:

Type: Integer

Length: 8

Min: 0

Max: 99999999

- Don't Know
- Refuse
- Empty

- On Input
- On Output

Store Instructions: SoftLowerLimit[1] := 20
SoftLowerLimit[2] := 27
SoftLowerLimit[3] := 10
SoftLowerLimit[4] := 40
SoftLowerLimit[5] := 81
SoftLowerLimit[6] := 10
SoftLowerLimit[7] := 35
SoftLowerLimit[8] := 41

Array:

Number of Elements: 40

Special Instructions: NOTE: Number of elements is set to 40 to be generic across sections and so if more options are added later this won't need to change

Field

SoftUpperLimit
BTABLEA.BROW.SoftUpperLimit

Description: Upper ranges for ERR1_AMOUNT

Form Pane Label:

SAS Name:

Tag Name:

Inherited Universe:

Universe:

Universe Description:

Question Text:

Type: Integer

Length: 8

Min: 0

Max: 99999999

- Don't Know
- Refuse
- Empty

- On Input
- On Output

Store Instructions: SoftUpperLimit[1] := 999
SoftUpperLimit[2] := 2999
SoftUpperLimit[3] := 600
SoftUpperLimit[4] := 2999
SoftUpperLimit[5] := 1999
SoftUpperLimit[6] := 530
SoftUpperLimit[7] := 450
SoftUpperLimit[8] := 2999

Array:

Number of Elements: 40

Special Instructions: NOTE: Number of elements is set to 40 to be generic across sections and so if more options are added later this won't need to change

ISoftUpperLimit

Field

BTABLEA.BROW.ISoftUpperLimit

Description: Upper ranges for ERR1_MAJINSTX

Form Pane Label:

SAS Name:

Tag Name:

Inherited Universe:

Universe:

Universe Description:

Question Text:

Type: Integer

Length: 8

Min: 0

Max: 99999999

- Don't Know
- Refuse
- Empty

- On Input
- On Output

Store Instructions: ISoftUpperLimit[1] := 250
ISoftUpperLimit[2] := 800
ISoftUpperLimit[3] := 50
ISoftUpperLimit[4] := 275
ISoftUpperLimit[5] := 200
ISoftUpperLimit[6] := 50
ISoftUpperLimit[7] := 400
ISoftUpperLimit[8] := 50

Array:

Number of Elements: 40

Special Instructions: NOTE: Number of elements is set to 40 to be generic across sections and so if more options are added later this won't need to change

Field

APA_ITEM
BTABLEA.BROW.APA_ITEM

Description: Purchased or rented any major appliances

Form Pane Label: Item

SAS Name:

Tag Name: APA_ITEM

Inherited Universe:

Universe:

Universe Description: All

Help Screen: H_S6A

Question Text:  15 ? [F1]

Since the first of ^REF_MONTH, have ^YOU_ANYMEM purchased or rented any of the following items for your household or for someone outside of your household?

◆ [Read each item on list.](#)

Fills: YOU_ANYMEM

Instructions: IF NUMHOUSE = 1 then fill "you"
ELSE fill "you or any members of your household"

Fills: REF_MONTH

Instructions: Set REF_MONTH = 3 months before the interview.
Calculated by taking the INTPER from record type 10 to come up with the base month to start from.

Type: Enumerated

Length: 3

Answer List: TSec6altms

Value:	Mnemonic:	Description:
1	Microwave	Microwave oven
2	Stove	Cooking stove, range or oven
3	Range	Range hood
4	Freezer	Refrigerator or home freezer
5	Builtin	Built-in dishwasher

6	Portable	Portable dishwasher
7	Garbage	Garbage disposal
8	WashDry	Clothes washer or dryer
99	NoMore99	None/No more entries
888	DeleteLine	Delete the line

- Don't Know
- Refuse
- Empty

- On Input
- On Output

Store Instructions: 1. Set MAJAPPLY - Item Code

```
IF APA_ITEM >= 1 AND APA_ITEM < 95 THEN:  
  if APA_ITEM = 1 then set MAJAPPLY = '120'  
  elseif APA_ITEM = 2 then set MAJAPPLY = '100'  
  elseif APA_ITEM = 3 then set MAJAPPLY = '210'  
  elseif APA_ITEM = 4 then set MAJAPPLY = '140'  
  elseif APA_ITEM = 5 then set MAJAPPLY = '160'  
  elseif APA_ITEM = 6 then set MAJAPPLY = '170'  
  elseif APA_ITEM = 7 then set MAJAPPLY = '180'  
  elseif APA_ITEM = 8 then set MAJAPPLY = '195'
```

2. Set Item2Shadow = APA_ITEM

Array:

Special Instructions: 1. Answer list options should be in bold black except 99 and 888, they should be in regular black.
(Once an answer list option is selected and the "Any more" question is answered, the answer list description color should be changed to regular blue.)

2. IF APA_ITEM = 888 then "SHOW" the fields in the row

Skip Instructions: 1-8: IF APA_ITEM <> Item2Shadow then goto CK_ITEM
ELSE goto MAJTYPE

99: Exit the table and goto S6A_END

888: IF no more rows then exit block and goto S6A_END
ELSE goto APA_ITEM for the next row

Instrument SAS Name: APA_ITEM

Destination Data Set: EAPA

Sponsor Field Type: N

Report Section: 06A

CK_ITEM

Check

BTABLEA.BROW.CK_ITEM

Description: After a row is completed, the user has backed up and changed the item number to another valid item number

Inherited Universe:

Universe: APA_ITEM was changed to another valid item number

Universe Description: After a row is completed, the user has backed up and changed the item number to another valid item number

Text: • [Press "S" to change this item code and enter new data](#)

[Press ENTER to re-enter the original item code: ^OldItem](#)

Check Instructions: IF suppressed then set all fields in this row to EMPTY:
MAJTYPE, GFTC_MAJ, MAJ_MO, MAJ_Amount, Install, MAJINSTX, APA_C,
APA_CMB, APASTORE, APAPURCH, APALOC, APALOCST, APAMORE

Type: Soft

Skip Instructions: SUPPRESSED: Goto MAJTYPE

All others, go back to APA_ITEM

Fills: OldItem

Instructions: Fill entry in Item2Shadow

Field

MAJTYPE
BTABLEA.BROW.MAJTYPE

Description: Description of appliance

Form Pane Label: Description

SAS Name: MAJTYPE

Tag Name: MAJTYPE

Inherited Universe:

Universe: NOT (APA_ITEM IN [NoMore99,DeleteLine]) AND APA_ITEM <> EMPTY

Universe Description: ALL, except APA_ITEM = 99 or 888

Question Text: What did you purchase^S6A_ORRENT?

✦ Enter brief description of the item

<u>Description</u>	<u>Type</u>	<u>Month</u>	<u>Amount</u>
(MAJTYPE)	(Purchased/ Rented)	(MAJ_MO)	(MAJPURX/ MAJRENTX)

Fills: S6A_ORRENT

Instructions: IF APA_ITEM = 1 or APA_ITEM = 2 or (APA_ITEM >= 4 and APA_ITEM <= 6) or
APA_ITEM = 8 then fill "Ã-or rent"
ELSE leave blank

Type: String

Length: 30

- Don't Know
- Refuse
- Empty

- On Input
- On Output

Store Instructions: Pre-Fill MAJTYPE:

IF MAJTYPE = EMPTY then

If APA_ITEM = 1 then set MAJTYPE = 'Microwave oven'

If APA_ITEM = 2 then set MAJTYPE = 'Cooking stove, range or oven'

If APA_ITEM = 3 then set MAJTYPE = 'Range hood'

If APA_ITEM = 4 then set MAJTYPE = 'Refrigerator or home freezer'

If APA_ITEM = 5 then set MAJTYPE = 'Built-in Dishwasher'

If APA_ITEM = 6 then set MAJTYPE = 'Portable Dishwasher'

If APA_ITEM = 7 then set MAJTYPE = 'Garbage disposal'
If APA_ITEM = 8 then set MAJTYPE = 'Clothes washer/dryer'

Array:

Skip Instructions: Goto GFTC_MAJ

Instrument SAS Name: MAJTYPE

Destination Data Set: EAPA

Sponsor Field Type: C

Report Section: 06A

Field

GFTC_MAJ
BTABLEA.BROW.GFTC_MAJ

Description: Who was it purchased for

Form Pane Label: Who

SAS Name: GFTC_MAJ

Tag Name: GFTC_MAJ

Inherited Universe:

Universe: NOT (APA_ITEM IN [NoMore99,DeleteLine]) AND APA_ITEM <> EMPTY

Universe Description: ALL, except APA_ITEM = 99 or 888

Question Text: Was this item -

<u>Description</u>	<u>Type</u>	<u>Month</u>	<u>Amount</u>
(MAJTYPE)	(Purchased/ Rented)	(MAJ_MO)	(MAJPURX/ MAJRENTX)

Type: Enumerated

Length: 1

Answer List: TPRRE

Value:	Mnemonic:	Description:
1	Purchased_FOR_OR	Purchased for someone inside the household?
2	Rented	^S6ARENT
3	Purchased_for_NONOR	Purchased for someone outside your household?

- Don't Know
- Refuse
- Empty

- On Input
- On Output

Array:

Special Instructions: Answer list descriptions should be in bold black

Skip Instructions: 1,3,DK,RF: Goto MAJ_MO

2: Goto MAJ_AMOUNT

Instrument SAS Name: GFTC_MAJ

Destination Data Set: EAPA

Sponsor Field Type: C

Report Section: 06A

Field

MAJ_MO
 BTABLEA.BROW.MAJ_MO

Description: When was it purchased

Form Pane Label: Month

SAS Name: MAJ_MO

Tag Name: MAJ_MO

Inherited Universe:

Universe: GFTC_MAJ IN [Purchased_FOR_CU,Purchased_FOR_NOCU {1,3}] OR
 GFTC_MAJ = NONRESPONSE

Universe Description: Item was purchased for someone inside the household, purchased for someone outside the household, DK or RF

Question Text: When did you purchase it?

<u>Description</u>	<u>Type</u>	<u>Month</u>	<u>Amount</u>
(MAJTYPE)	(Purchased/ Rented)	(MAJ_MO)	(MAJPURX/ MAJRENTX)

Type: Enumerated

Length: 2

Answer List: TMONTH

Value:	Mnemonic:	Description:
1	Jan	January
2	Feb	February
3	Mar	March
4	Apr	April
5	May	May
6	Jun	June
7	Jul	July
8	Aug	August
9	Sep	September
10	Oct	October
11	Nov	November
12	Dec	December

Don't Know
 Refuse
 Empty

On Input
 On Output

Array:

Special Instructions: Only display answer options for the 4 months that are the reference month through the current month. (ref_monthnum, two_monthnum, last_monthnum, and cur_monthnum)

Note: Blaise does not allow non-displayed options to be selected

Skip Instructions: Goto MAJ_AMOUNT

Instrument SAS Name: MAJ_MO

Destination Data Set: EPA

Sponsor Field Type: C

Report Section: 06A

Field

MAJ_AMOUNT
BTABLEA.BROW.MAJ_AMOUNT

Description: Purchase price

Form Pane Label: Amount

SAS Name:

Tag Name: MAJ_AMOUNT

Inherited Universe:

Universe: NOT (APA_ITEM IN [NoMore99,DeleteLine]) AND APA_ITEM <> EMPTY

Universe Description: All, except APA_ITEM = 99 or 888

Question Text: ^MAJAMOUNT

<u>Description</u>	<u>Type</u>	<u>Month</u>	<u>Amount</u>
(MAJTYPE)	(Purchased/ Rented)	(MAJ_MO)	(MAJPURX/ MAJRENTX)

Fills: MAJAMOUNT

Instructions: IF GTFC_MAJ = 2 then fill 'What was the total rental expense since the first of ^REF_MONTH not including ^CUR_MONTH? Please include any sales tax with the expense, as well as any shipping and handling charges for any item that was shipped.'

ELSE fill 'What was the purchase price? Please include any sales tax with the cost, as well as shipping and handling charges for any item that was shipped.'

Fills: REF_MONTH

Instructions: Set REF_MONTH = 3 months before the interview.
Calculated by taking the INTPER from record type 10 to come up with the base month to start from.

Fills: CUR_MONTH

Instructions: Fill with current month.

Type: Integer

Length: 7

Min: 1

Max: 999999

- Don't Know
- Refuse
- Empty

- On Input
- On Output

Store Instructions: 1. IF GFTC_MAJ = 1 or 3 or GFTC_MAJ = NONRESPONSE then
 set MAJPURX = MAJ_AMOUNT
 set MAJRENTX = EMPTY
 set MAJR_NTX = EMPTY
ELSEIF GFTC_MAJ = 2 then
 set MAJRENTX = MAJ_AMOUNT
 set MAJPURX = EMPTY
 set MAJPURX_ = EMPTY

2. If MAJ_AMOUNT is in range or NONRESPONSE then
 set MAJPURX_ = EMPTY
 set MAJR_NTX = EMPTY

Array:

Special Instructions: Display a \$ and comma in the entry field

Skip Instructions: 1-999999: IF GFTC_MAJ = 1, 3, DK or RF) AND
 [(MAJ_AMOUNT < SoftLowerLimit[APA_ITEM] or MAJ_AMOUNT >
 SoftUpperLimit[APA_ITEM])
 then goto ERR1_AMOUNT
ELSEIF GFTC_MAJ = 2 AND (MAJ_AMOUNT < 5 or > 362) then
 goto ERR1_AMOUNT
ELSEIF APA_ITEM and MAJ_AMOUNT for this record are equal to any
 records data in the SCIF then goto ERR_DUP
ELSE goto INSTALL

DK,RF: Goto INSTALL

Instrument SAS Name: MAJ_AMOUNT

Destination Data Set: EAPA

Report Section: 06A

Check

ERR1_AMOUNT
BTABLEA.BROW.ERR1_AMOUNT

Description: Out of Range Check

Inherited Universe:

Universe: [((GFTC_MAJ = 1 or GFTC_MAJ = 3 or GFTC_MAJ = NONRESPONSE) and
(MAJ_AMOUNT < SoftLowerLimit[APA_ITEM] or MAJ_AMOUNT >
SoftUpperLimit[APA_ITEM]))
OR (GFTC_MAJ = 2 AND (MAJ_AMOUNT < 5 or MAJ_AMOUNT > 362))] AND
MAJ_AMOUNT = RESPONSE

Universe Description:

Text: ♦ THE VALUE ENTERED IS UNUSUALLY HIGH OR LOW

PLEASE VERIFY AND IF CORRECT, ENTER ITEM LEVEL NOTE

Check Instructions: IF suppressed and GFTC_MAJ = 2 then set MAJR_NTX = 'A1'
ELSEIF suppressed then set MAJPURX_ = 'A1'

Type: Soft

Skip Instructions: Suppress: Goto INSTALL

All others, go back to MAJ_AMOUNT

ERR_DUP

Check

BTABLEA.BROW.ERR_DUP

Description: Check for possible duplicate reporting

Inherited Universe:

Universe: MAJ_AMOUNT = RESPONSE AND (APA_ITEM = any IN_ITEM[X] AND MAJ_AMOUNT = IN_AMOUNT[X])

Universe Description: Amount is not DK/RF and (item and amount is the same as one of the records on the SCIF)

Text: ♦ This item appears to be the same as one reported last interview.

Please verify to avoid duplicate reporting

If this is a duplicate item, enter 888 to delete the line.

Check Instructions:

Type: Soft

Skip Instructions: Suppress: Goto INSTALL

All others, go back to MAJ_AMOUNT

Field

INSTALL
BTABLEA.BROW.INSTALL

Description: Extra charges for installation

Form Pane Label: Inst

SAS Name: INSTALL

Tag Name: INSTALL

Inherited Universe:

Universe: NOT (APA_ITEM IN [NoMore99,DeleteLine]) AND APA_ITEM <> EMPTY

Universe Description: ALL, except APA_ITEM = 99 or 888

Question Text: Were there any extra charges for installation or delivery?

• Include charges for disposal of old appliances.

<u>Description</u>	<u>Type</u>	<u>Month</u>	<u>Amount</u>
(MAJTYPE)	(Purchased/ Rented)	(MAJ_MO)	(MAJPURX/ MAJRENTX)

Type: Enumerated

Length: 1

Answer List: TYesNo

Value:	Mnemonic:	Description:
1	Yes	Yes
2	No	No

Don't Know
 Refuse
 Empty

On Input
 On Output

Array:

Skip Instructions: 1: Goto MAJINSTX

2,DK,RF: Goto APA_C

Instrument SAS Name: INSTALL

Destination Data Set: EAPA

Sponsor Field Type: C

Report Section: 06A

Field

MAJINSTX
BTABLEA.BROW.MAJINSTX

Description: Installation charges

Form Pane Label: Inst Amt

SAS Name: MAJINSTX

Tag Name: MAJINSTX

Inherited Universe:

Universe: INSTALL = Yes {1}

Universe Description: Yes, there were changes for installation or delivery

Question Text: How much?

<u>Description</u>	<u>Type</u>	<u>Month</u>	<u>Amount</u>
(MAJTYPE)	(Purchased/ Rented)	(MAJ_MO)	(MAJPURX/ MAJRENTX)

Type: Integer

Length: 7

Min: 1

Max: 999999

- Don't Know
- Refuse
- Empty

- On Input
- On Output

Store Instructions: IF MAJINSTX is in range or NONRESPONSE then set MAJI_STX = EMPTY

Array:

Special Instructions: Display a \$ and comma in the entry field.

Skip Instructions: 1-999999: IF MAJINSTX > ISoftUpperLimit[APA_ITEM] THEN goto
ERR1_MAJINSTX
ELSE goto APA_C

DK,RF: Goto APA_C

Instrument SAS Name: MAJINSTX

Destination Data Set: EAPA

Sponsor Field Type: N

Report Section: 06A

Check

ERR1_MAJINSTX
BTABLEA.BROW.ERR1_MAJINSTX

Description: Out of Range Check

Inherited Universe:

Universe: MAJINSTX > ISoftUpperLimit[APA_ITEM] AND MAJINSTX = RESPONSE

Universe Description:

Text: ♦ THE VALUE ENTERED IS UNUSUALLY HIGH OR LOW

PLEASE VERIFY AND IF CORRECT, ENTER ITEM LEVEL NOTE

Check Instructions: If suppressed then set MAJI_STX = 'A1'

Type: Soft

Skip Instructions: Suppress: Goto APA_C

All others, go back to MAJINSTX

APA_C

Field

BTABLEA.BROW.APA_C

Description: Was it a combined expense

Form Pane Label: C

SAS Name:

Tag Name: APA_C

Inherited Universe:

Universe: NOT (APA_ITEM IN [NoMore99,DeleteLine]) AND APA_ITEM <> EMPTY

Universe Description: ALL, except APA_ITEM = 99 or 888

Question Text: [✦ Enter 'C' for a combined expense.](#)

Type: String

Length: 1

Don't Know

Refuse

Empty

On Input

On Output

Array:

Skip Instructions: C: Goto APA_CMB

EMPTY: IF (GFTC_MAJ = 1 or 3) and (APA_ITEM = 1, 2, 4, or 8) and
(RT10.POPGRP = 03 or 04 or 17) then goto APASTORE
ELSE goto APAMORE

IF anything other than a 'C' or the Enter key is entered then goto CK_C

Instrument SAS Name: APA_C

Destination Data Set: EAPA

Report Section: 06A

Check

CK_C
BTABLEA.BROW.CK_C

Description: C field can only contain a 'C' or EMPTY

Inherited Universe:

Universe: APA_C <> 'C' AND APA_C <> EMPTY AND APA_C = RESPONSE

Universe Description: Something other than 'C' was entered

Text: [✦ Not a Valid Entry](#)

Check Instructions:

Type: Hard

Skip Instructions: Go back to APA_C

APA_CMB

Field

BTABLEA.BROW.APA_CMB

Description: What is the appliance combined with

Form Pane Label: Combined Codes

SAS Name:

Tag Name: APA_CMB

Inherited Universe:

Universe: APA_C = 'C'

Universe Description: Yes, this is a combined expense

Help Screen: H_S6A

Question Text:  15 ? [F1]

What other appliances is the ^MAJCMB combined with?

✦ [Enter all that apply, separate with commas](#)

Fills: MAJCMB

Instructions: IF APA_ITEM = 1 then fill 'microwave oven'
ELSEIF APA_ITEM = 2 then fill 'cooking stove, range or oven'
ELSEIF APA_ITEM = 3 then fill 'range hood'
ELSEIF APA_ITEM = 4 then fill 'refrigerator or home freezer'
ELSEIF APA_ITEM = 5 then fill 'built-in dishwasher'
ELSEIF APA_ITEM = 6 then fill 'portable dishwasher'
ELSEIF APA_ITEM = 7 then fill 'garbage disposal'
ELSEIF APA_ITEM = 8 then fill 'clothes washer or dryer'

Type: Set

Max Number of Values: 9

Length: 2

Answer List: TSec6accltems

Value:	Mnemonic:	Description:
1	Microwave	Microwave oven
2	Stove	Cooking stove, range or oven
3	Range	Range hood
4	Freezer	Refrigerator or home freezer
5	Builtin	Built-in dishwasher

6	Portable	Portable dishwasher
7	Garbage	Garbage disposal
8	Washer	Clothes washer or dryer
77	Misc	Misc. combined (unable to specify/DK)

- Don't Know
- Refuse
- Empty

- On Input
- On Output

Store Instructions: For each item selected in APA_CMB, store the appropriate item code in MJAPPL1-MJAPPL9.

(The first entry in APA_CMB should be recoded and stored in MJAPPL1, the 2nd entry in MJAPPL2, etc.)

Set as follows:

- If APA_CMB = 1 then set = '120'
- If APA_CMB = 2 then set = '100'
- If APA_CMB = 3 then set = '210'
- If APA_CMB = 4 then set = '140'
- If APA_CMB = 5 then set = '160'
- If APA_CMB = 6 then set = '170'
- If APA_CMB = 7 then set = '180'
- If APA_CMB = 8 then set = '195'
- If APA_CMB = 77 then set = '220'

Array:

Skip Instructions: IF (GFTC_MAJ = 1 or 3) and (APA_ITEM = 1, 2, 4, or 8) and (RT10.POPGRP = 03 or 04 or 17) then goto APASTORE

ELSE goto APAMORE

Instrument SAS Name: APA_CMB

Destination Data Set: EAPA

Sponsor Field Type: C

Report Section: 06A

APASTORE

Field

BTABLEA.BROW.APASTORE

Description: Where purchased

Form Pane Label: Store

SAS Name: APASTORE

Tag Name: APASTORE

Inherited Universe:

Universe: (GFTCMAJ = 1 or 3) AND (APA_ITEM = 1, 2, 4, or 8) AND
(VAL(Rt10.POPGRP) = 3 or VAL(Rt10.POPGRP) = 4 or VAL(Rt10.POPGRP) = 17)

Universe Description: Purchased a microwave, stove, refrigerator, or clothes washer or dryer AND pop group is 3 or 4 or 17

Question Text: What is the name of the business where this was purchased?

• Enter store, website, or company name

Type: String

Length: 45

Don't Know
 Refuse
 Empty

On Input
 On Output

Array:

Special Instructions: IF UPPERCASE ENTRY contains '.COM' then set APAPURCH = 1 and "keep" and "show"

Skip Instructions: IF uppercase entry = 'GROUPON' or 'GROUPON.COM' then goto ERR_GROUPON

ELSEIF UPPERCASE ENTRY contains '.COM' then goto APAMORE

ELSEIFIF ENTRY = DK or RF then goto APAMORE

ELSE goto APAPURCH

Instrument SAS Name: APASTORE

Destination Data Set: EAPA

Sponsor Field Type: C

Report Section: 06A

Date Implemented (YYYY-MM-DD): July 2018

ERR_GROUPON

Check

BTABLEA.BROW.ERR_GROUPON

Description: Groupon Check

Inherited Universe:

Universe: UPPERCASE(APASTORE) = 'GROUPON' or 'GROUPON.COM'

Universe Description:

Text: * ENTER THE STORE OR COMPANY THAT THE GROUPON IS FOR.

DO NOT ENTER "GROUPON"

Check Instructions:

Type: Soft

Skip Instructions: Suppress: IF UPPERCASE entry in APASTORE '.COM' then goto APAMORE
ELSE goto APAPURCH

All others, go back to APASTORE

Field

APAPURCH
BTABLEA.BROW.APAPURCH

Description: Purchased online or in person

Form Pane Label: Online

SAS Name: APAPURCH

Tag Name: APAPURCH

Inherited Universe:

Universe: APASTORE = RESPONSE AND (UPPERCASE(APASTORE) does not contain
'COM')

Universe Description:

Question Text: Were they paid for -

Type: Enumerated

Length: 1

Answer List: TOnline

Value:	Mnemonic:	Description:
1	Online	Online?
2	InPerson	In person?
3	MailTel	By mail or telephone order?
4	Other	Other

- Don't Know
- Refuse
- Empty

- On Input
- On Output

Array:

Special Instructions: Answer list descriptions for options 1-3 should be bold black

Skip Instructions: 1,3,4,DK,RF: Goto APAMORE

2: Goto APALOC

Instrument SAS Name: APAPURCH

Destination Data Set: EAPA

Sponsor Field Type: C

Report Section: 06A

Date Implemented (YYYY-MM-DD): July 2018

Field

APALOC
BTABLEA.BROW.APALOC

Description: Purchase location - City

Form Pane Label: Location - City

SAS Name: APALOC

Tag Name: APALOC

Inherited Universe:

Universe: APAPURCH = InPerson {2}

Universe Description: Purchased in person

Question Text: In what city is ^APASTORE_Fill located?

Fills: APASTORE_Fill

Instructions: Fill entry in APASTORE

Type: String

Length: 45

- Don't Know
- Refuse
- Empty

- On Input
- On Output

Array:

Skip Instructions: Goto APALOCST

Instrument SAS Name: APALOC

Destination Data Set: EAPA

Sponsor Field Type: C

Report Section: 06A

Date Implemented (YYYY-MM-DD): July 2018

APALOCST

Field

BTABLEA.BROW.APALOCST

Description: Purchase location - State

Form Pane Label: State

SAS Name: APALOCST

Tag Name: APALOCST

Inherited Universe:

Universe: APAPURCH = InPerson {2}

Universe Description: Purchased in person

Help Screen: H_DESTCODE

Question Text: ? [F1]

In what state is ^APASTORE_Fill located?

◆ **Enter the two character state abbreviation**

Fills: APASTORE_Fill

Instructions: Fill entry in APASTORE

Type: String

Length: 2

Don't Know
 Refuse
 Empty

On Input
 On Output

Array:

Special Instructions: Use answer type TState - STRING[2], display width 4

Skip Instructions: IF entry is not a valid state abbreviation then goto CK_APALOCST

ELSE goto APAMORE

Instrument SAS Name: APALOCST

Destination Data Set: EAPA

Sponsor Field Type: C

Report Section: 06A

Date Implemented (YYYY-MM-DD): July 2018

CK_APALOCST

Check

BTABLEA.BROW.CK_APALOCST

Description: Not a valid state abbreviation

Inherited Universe:

Universe: (APALOCST is not a valid state abbreviation) AND APALOCST <> 'XX' AND APALOCST = RESPONSE

Universe Description: State abbreviation entered is not valid

Text: * [Not a valid state abbreviation](#)

Check Instructions:

Type: Hard

Skip Instructions: Go back to APALOCST

Field

APAMORE
 BTABLEA.BROW.APAMORE

Description: Purchase or Rent any other (Item)

Form Pane Label: Any more

SAS Name:

Tag Name: APAMORE

Inherited Universe:

Universe: NOT (APA_ITEM IN [NoMore99,DeleteLine]) AND APA_ITEM <> EMPTY

Universe Description: ALL, except APA_ITEM = 99 or 888

Question Text: Did you purchase^S6A_ORRENT any other ^S6A_ITEMNAME?

<u>Description</u>	<u>Type</u>	<u>Month</u>	<u>Amount</u>
(MAJTYPE)	(Purchased/ Rented)	(MAJ_MO)	(MAJPURX/ MAJRENTX)

Fills: S6A_ORRENT

Instructions: IF APA_ITEM = 1 or APA_ITEM = 2 or (APA_ITEM >= 4 and APA_ITEM <= 6) or
 APA_ITEM = 8 then fill "Ã-or rent"
 ELSE leave blank

Fills: S6A_ITEMNAME

Instructions: If APA_ITEM = 1 then fill "microwave ovens"
 elseif APA_ITEM = 2 then fill "cooking stoves, ranges, or ovens"
 elseif APA_ITEM = 3 then fill "range hoods"
 elseif APA_ITEM = 4 then fill "refrigerators or home freezers"
 elseif APA_ITEM = 5 then fill "built-in dishwashers"
 elseif APA_ITEM = 6 then fill "portable dishwashers"
 elseif APA_ITEM = 7 then fill "garbage disposals"
 elseif APA_ITEM = 8 then fill "clothes washers or dryers"

Type: Enumerated

Length: 1

Answer List: TYesNo

Value:	Mnemonic:	Description:
1	Yes	Yes
2	No	No

- Don't Know
- Refuse
- Empty

- On Input
- On Output

Store Instructions: Set record origin and record status

IF APAMORE = RESPONSE or APAMORE = NONRESPONSE then
Set APA_ORIG = '1'

IF MAJ_MO = the current interview month then set APA_STAT = '2'
ELSE set APA_STAT = '1'

Array:

Special Instructions: If APAMORE = Yes {1} and row number <> 7 then pre-fill APA_ITEM and MAJTYPE for the next row with the same information as the current row.

Skip Instructions: 1: IF Row number = 7 then goto ERR_MAX
ELSE goto APA_ITEM for the next row

2,DK,RF: IF Row number = 7 then exit the table and goto S6A_END
ELSE goto APA_ITEM for the next row

Instrument SAS Name: APAMORE

Destination Data Set: EAPA

Report Section: 06A

Check

ERR_MAX
BTABLEA.BROW.ERR_MAX

Description: Max Number of Rows Reached

Inherited Universe:

Universe: APAMORE = Yes {1} AND (Row number = 7)

Universe Description: There are more expenses, but there are no more empty rows in the grid

Text: ♦ [No more rows can be added](#)

Check Instructions:

Type: Hard

Skip Instructions: Go back to APAMORE

MAJAPPLY

Field

BTABLEA.BROW.MAJAPPLY

Description: 3 Digit household appliance code

Form Pane Label:

SAS Name: MAJAPPLY

Tag Name:

Inherited Universe:

Universe:

Universe Description:

Question Text:

Type: String

Length: 3

- Don't Know
- Refuse
- Empty

- On Input
- On Output

Array:

Special Instructions: NOTE: See ITEM for how to set this field

Valid Values: 100, 120, 140, 160, 170, 180, 195, 210

Instrument SAS Name: MAJAPPLY

Destination Data Set: EAPA

Sponsor Field Type: C

Report Section: 06A

Field

MAJPURX
BTABLEA.BROW.MAJPURX

Description: Total Cost

Form Pane Label:

SAS Name: MAJPURX

Tag Name:

Inherited Universe:

Universe:

Universe Description:

Question Text:

Type: Integer

Length: 7

Min: 1

Max: 999999

Don't Know

Refuse

Empty

On Input

On Output

Array:

Special Instructions: NOTE: See MAJ_AMOUNT for how to set this field

Instrument SAS Name: MAJPURX

Destination Data Set: EAPA

Sponsor Field Type: N

Report Section: 06A

MAJRENTX

Field

BTABLEA.BROW.MAJRENTX

Description: Total rental expense

Form Pane Label:

SAS Name: MAJRENTX

Tag Name:

Inherited Universe:

Universe:

Universe Description:

Question Text:

Type: Integer

Length: 7

Min: 1

Max: 999999

Don't Know

Refuse

Empty

On Input

On Output

Array:

Special Instructions: NOTE: See MAJ_AMOUNT for how to set this field
(This is set when GFTC_MAJ = 2)

Instrument SAS Name: MAJRENTX

Destination Data Set: EAPA

Sponsor Field Type: N

Report Section: 06A

Field

MJAPPL1
BTABLEA.BROW.MJAPPL1

Description: Combined expense - code

Form Pane Label:

SAS Name: MJAPPL1

Tag Name:

Inherited Universe:

Universe:

Universe Description:

Question Text:

Type: String

Length: 3

- Don't Know
- Refuse
- Empty

- On Input
- On Output

Array:

Special Instructions: NOTE: See APA_CMB for how to set this field

Valid Values: 100, 120, 140, 160, 170, 180, 195, 210, 220

Instrument SAS Name: MJAPPL1

Destination Data Set: EAPA

Sponsor Field Type: C

Report Section: 06A

MJAPPL2

Field

BTABLEA.BROW.MJAPPL2

Description: Combined Expense Code

Form Pane Label:

SAS Name: MJAPPL2

Tag Name:

Inherited Universe:

Universe:

Universe Description:

Question Text:

Type: String

Length: 3

- Don't Know
- Refuse
- Empty

- On Input
- On Output

Array:

Special Instructions: NOTE: See APA_CMB for how to set this field

Valid Values: 100, 120, 140, 160, 170, 180, 195, 210, 220

Instrument SAS Name: MJAPPL2

Destination Data Set: EAPA

Sponsor Field Type: C

Report Section: 06A

Field

MJAPPL3
BTABLEA.BROW.MJAPPL3

Description: Combined Expense Code

Form Pane Label:

SAS Name: MJAPPL3

Tag Name:

Inherited Universe:

Universe:

Universe Description:

Question Text:

Type: String

Length: 3

Don't Know

Refuse

Empty

On Input

On Output

Array:

Special Instructions: NOTE: See APA_CMB for how to set this field

Valid Values: 100, 120, 140, 160, 170, 180, 195, 210, 220

Instrument SAS Name: MJAPPL3

Destination Data Set: EAPA

Sponsor Field Type: C

Report Section: 06A

MJAPPL4

Field

BTABLEA.BROW.MJAPPL4

Description: Combined Expense Code

Form Pane Label:

SAS Name: MJAPPL4

Tag Name:

Inherited Universe:

Universe:

Universe Description:

Question Text:

Type: String

Length: 3

- Don't Know
- Refuse
- Empty

- On Input
- On Output

Array:

Special Instructions: NOTE: See APA_CMB for how to set this field

Valid Values: 100, 120, 140, 160, 170, 180, 195, 210, 220

Instrument SAS Name: MJAPPL4

Destination Data Set: EAPA

Sponsor Field Type: C

Report Section: 06A

Field

MJAPPL5
BTABLEA.BROW.MJAPPL5

Description: Combined Expense Code

Form Pane Label:

SAS Name: MJAPPL5

Tag Name:

Inherited Universe:

Universe:

Universe Description:

Question Text:

Type: String

Length: 3

- Don't Know
- Refuse
- Empty

- On Input
- On Output

Array:

Special Instructions: NOTE: See APA_CMB for how to set this field

Valid Values: 100, 120, 140, 160, 170, 180, 195, 210, 220

Instrument SAS Name: MJAPPL5

Destination Data Set: EAPA

Sponsor Field Type: C

Report Section: 06A

MJAPPL6

Field

BTABLEA.BROW.MJAPPL6

Description: Combined Expense Code

Form Pane Label:

SAS Name: MJAPPL6

Tag Name:

Inherited Universe:

Universe:

Universe Description:

Question Text:

Type: String

Length: 3

- Don't Know
- Refuse
- Empty

- On Input
- On Output

Array:

Special Instructions: NOTE: See APA_CMB for how to set this field

Valid Values: 100, 120, 140, 160, 170, 180, 195, 210, 220

Instrument SAS Name: MJAPPL6

Destination Data Set: EAPA

Sponsor Field Type: C

Report Section: 06A

Field

MJAPPL7
BTABLEA.BROW.MJAPPL7

Description: Combined Expense Code

Form Pane Label:

SAS Name: MJAPPL7

Tag Name:

Inherited Universe:

Universe:

Universe Description:

Question Text:

Type: String

Length: 3

- Don't Know
- Refuse
- Empty

- On Input
- On Output

Array:

Special Instructions: NOTE: See APA_CMB for how to set this field

Valid Values: 100, 120, 140, 160, 170, 180, 195, 210, 220

Instrument SAS Name: MJAPPL7

Destination Data Set: EAPA

Sponsor Field Type: C

Report Section: 06A

MJAPPL8

Field

BTABLEA.BROW.MJAPPL8

Description: Combined Expense Code

Form Pane Label:

SAS Name: MJAPPL8

Tag Name:

Inherited Universe:

Universe:

Universe Description:

Question Text:

Type: String

Length: 3

- Don't Know
- Refuse
- Empty

- On Input
- On Output

Array:

Special Instructions: NOTE: See APA_CMB for how to set this field

Valid Values: 100, 120, 140, 160, 170, 180, 195, 210, 220

Instrument SAS Name: MJAPPL8

Destination Data Set: EAPA

Sponsor Field Type: C

Report Section: 06A

Field

MJAPPL9
BTABLEA.BROW.MJAPPL9

Description: Combined Expense Code

Form Pane Label:

SAS Name: MJAPPL9

Tag Name:

Inherited Universe:

Universe:

Universe Description:

Question Text:

Type: String

Length: 3

Don't Know

Refuse

Empty

On Input

On Output

Array:

Special Instructions: NOTE: See APA_CMB for how to set this field

Valid Values: 100, 120, 140, 160, 170, 180, 195, 210, 220

Instrument SAS Name: MJAPPL9

Destination Data Set: EAPA

Sponsor Field Type: C

Report Section: 06A

MAJPURX_

Field

BTABLEA.BROW.MAJPURX_

Description: Range edit flag for MAJPURX**Form Pane Label:****SAS Name:** MAJPURX_**Tag Name:****Inherited Universe:****Universe:****Universe Description:****Question Text:****Type:** String**Length:** 2

- Don't Know
- Refuse
- Empty

- On Input
- On Output

Array: **Special Instructions:** NOTE: See ERR1_AMOUNT for how to set this field

Valid Values: A1 = Range edit failed (ERR1 check was suppressed)
Blank = Range edit passed

Instrument SAS Name: MAJPURX_**Destination Data Set:** EAPA**Sponsor Field Type:** C**Report Section:** 06A**Sponsor Edits:** FLAG

Field

MAJR_NTX
BTABLEA.BROW.MAJR_NTX

Description: Range edit flag for MAJRENTX

Form Pane Label:

SAS Name: MAJR_NTX

Tag Name:

Inherited Universe:

Universe:

Universe Description:

Question Text:

Type: String

Length: 2

Don't Know

Refuse

Empty

On Input

On Output

Array:

Special Instructions: NOTE: See ERR1_AMOUNT for how to set this field

Valid Values: A1 = Range edit failed (ERR1 check was suppressed)

Blank = Range edit passed

Instrument SAS Name: MAJR_NTX

Destination Data Set: EAPA

Sponsor Field Type: C

Report Section: 06A

Sponsor Edits: FLAG

MAJI_STX

Field

BTABLEA.BROW.MAJI_STX

Description: Range edit flag for MAJINSTX

Form Pane Label:

SAS Name: MAJI_STX

Tag Name:

Inherited Universe:

Universe:

Universe Description:

Question Text:

Type: String

Length: 2

- Don't Know
- Refuse
- Empty

- On Input
- On Output

Array:

Special Instructions: NOTE: See ERR1_INST for how to set this field

Valid Values: A1 = Range edit failed (ERR1 check was suppressed)
Blank = Range edit passed

Instrument SAS Name: MAJI_STX

Destination Data Set: EAPA

Sponsor Field Type: C

Report Section: 06A

Sponsor Edits: FLAG

Field

APA_STAT
BTABLEA.BROW.APA_STAT

Description: Record status

Form Pane Label:

SAS Name: REC_STAT

Tag Name:

Inherited Universe:

Universe:

Universe Description:

Question Text:

Type: String

Length: 1

Don't Know

Refuse

Empty

On Input

On Output

Array:

Special Instructions: NOTE: See APAMORE for how to set this field

Valid Values: 1 = Active

2 = Current month

3 = Inactive {set in processing}

Instrument SAS Name: APA_STAT

Destination Data Set: EAPA

Sponsor Field Type: C

Report Section: 06A

APA_ORIG

Field

BTABLEA.BROW.APA_ORIG

Description: Record origin

Form Pane Label:

SAS Name: REC_ORIG

Tag Name:

Inherited Universe:

Universe:

Universe Description:

Question Text:

Type: String

Length: 1

- Don't Know
- Refuse
- Empty

- On Input
- On Output

Array:

Special Instructions: NOTE: See APAMORE for how to set this field

Valid values: 1 = Data from current month interview
2 = Data reported in previous quarter

Instrument SAS Name: APA_ORIG

Destination Data Set: EAPA

Sponsor Field Type: C

Report Section: 06A

Field

S6A_END
S6A_END

Description: End of Section A

Form Pane Label:

SAS Name:

Tag Name:

Inherited Universe:

Universe: APA_ITEM = 99 OR (the MAX number of grid lines has been reached)

Universe Description:

Question Text:

Type: Classification

Length: 0

Don't Know

Refuse

Empty

On Input

On Output

Store Instructions: IF (ANY BtableA.Brow.APA_ITEM = 99) OR (the table is full)
then set S6A_END = 'Yes'

Array:

Skip Instructions: Goto LP6A_Flag

Report Section: 06A

LP6A_Flag

LP6A_Flag

Field

Description: Section 6A Extended Recall Flag

Form Pane Label:

SAS Name:

Tag Name:

Inherited Universe:

Universe: S6A_END = Yes

Universe Description:

Question Text:

Type: Enumerated

Length: 1

Answer List: TYesNo

Value:	Mnemonic:	Description:
1	Yes	Yes
2	No	No

- Don't Know
- Refuse
- Empty

- On Input
- On Output

Store Instructions: FOR I:= 1 - 8 DO {# of ITEM answer options}
 LP6A_Flag[I] = No
ENDDO

```
FOR I:= 1 TO 7 DO {Max # of rows for the table}
  IF Sect06.TableA.Row[I].APA_ITEM = 1 THEN LP6A_Flag[1] := Yes
  ELSEIF Sect06.TableA.Row[I].APA_ITEM = 2 THEN LP6A_Flag[2] := Yes
  ELSEIF Sect06.TableA.Row[I].APA_ITEM = 4 THEN LP6A_Flag[4] := Yes
  ELSEIF Sect06.TableA.Row[I].APA_ITEM = 8 THEN LP6A_Flag[8] := Yes
END
END DO
```

Array:

Number of Elements: 8

Skip Instructions: Goto S6B_INTRO

Instrument SAS Name: LP6A_Flag

Report Section: 6A

Date Implemented (YYYY-MM-DD): April 2019

S6B_INTRO

S6B_INTRO

Field

Description: Introduction for S6B

Form Pane Label: Introduction

SAS Name:

Tag Name: S6B_INTRO

Inherited Universe:

Universe:

Universe Description: All

Question Text: Now I am going to ask about expenses for the purchase or rental of household appliances and other selected items.

<u>Description</u>	<u>Type</u>	<u>Month</u>	<u>Amount</u>
MINTYPE)	(Purchased/ Rented)	(MIN_MO)	(MINPURX/ MINRENTX)

Type: Enumerated

Length: 1

Answer List: TContinue

Value:	Mnemonic:	Description:
1	Continue	Enter 1 to Continue

- Don't Know
- Refuse
- Empty

- On Input
- On Output

Array:

Skip Instructions: Goto BTableB.BROW.APB_ITEM

Instrument SAS Name: S6B_INTRO

Destination Data Set: EAPB

Report Section: 06B

Block

BTABLEB
BTABLEB

Description: Purchase of Household Appliances and Other Selected Items

Tab Name:

Fly Over Name:

Universe Type: If

Inherited Universe:

Universe: BSEC6PT.S6B_INTRO = Continue {1}

Universe Description: All

Array:

Block Instructions: 1. Max number of rows: 34

2. This section is a laundry list. Follow the laundry list standards. (See the attachment on the field Laundry_List_Standards.)

3. Pre-chart

o Follow pre-chart standards. (See attachment on the field Prechart_Standards.)

o See the attachment on the variable Input_Setup_Specifications for specific prechart information

BROW
BTABLEB.BROW

Block

Description:

Tab Name:
Fly Over Name:
Universe Type: While

Inherited Universe:

Universe: (APB_ITEM(previous row) <> 99) AND (ROW # < 35)

Universe Description:

Array:

Block Instructions:

Field

SoftLowerLimit
BTABLEB.BROW.SoftLowerLimit

Description: Lower ranges for ERR1

Form Pane Label:

SAS Name:

Tag Name:

Inherited Universe:

Universe:

Universe Description:

Question Text:

Type: Integer

Length: 8

Min: 0

Max: 99999999

- Don't Know
- Refuse
- Empty

- On Input
- On Output

Store Instructions: SoftLowerLimit[1] := 6
SoftLowerLimit[2] := 5
SoftLowerLimit[3] := 15
SoftLowerLimit[4] := 6
SoftLowerLimit[5] := 8
SoftLowerLimit[6] := 5
SoftLowerLimit[7] := 6
SoftLowerLimit[8] := 12
SoftLowerLimit[9] := 6
SoftLowerLimit[10] := 5
SoftLowerLimit[11] := 5
SoftLowerLimit[12] := 49
SoftLowerLimit[13] := 3
SoftLowerLimit[14] := 6
SoftLowerLimit[15] := 5
SoftLowerLimit[16] := 5

SoftLowerLimit[17] := 11
SoftLowerLimit[18] := 19
SoftLowerLimit[19] := 15
SoftLowerLimit[20] := 19
SoftLowerLimit[21] := 10
SoftLowerLimit[22] := 25
SoftLowerLimit[23] := 25
SoftLowerLimit[24] := 25
SoftLowerLimit[25] := 5
SoftLowerLimit[26] := 5
SoftLowerLimit[27] := 5
SoftLowerLimit[28] := 5
SoftLowerLimit[29] := 19
SoftLowerLimit[30] := 5
SoftLowerLimit[31] := 10
SoftLowerLimit[32] := 5
SoftLowerLimit[33] := 40
SoftLowerLimit[34] := 5
SoftLowerLimit[35] := 10
SoftLowerLimit[36] := 6
SoftLowerLimit[37] := 5

Array:

Number of Elements: 40

Special Instructions: NOTE: Number of elements is set to 40 to be generic across sections and so if more options are added later this won't need to change

Field

SoftUpperLimit
BTABLEB.BROW.SoftUpperLimit

Description: Upper ranges for ERR1

Form Pane Label:

SAS Name:

Tag Name:

Inherited Universe:

Universe:

Universe Description:

Question Text:

Type: Integer

Length: 8

Min: 0

Max: 99999999

- Don't Know
- Refuse
- Empty

- On Input
- On Output

Store Instructions: SoftUpperLimit[1] := 6499
SoftUpperLimit[2] := 499
SoftUpperLimit[3] := 899
SoftUpperLimit[4] := 896
SoftUpperLimit[5] := 4000
SoftUpperLimit[6] := 705
SoftUpperLimit[7] := 1099
SoftUpperLimit[8] := 4999
SoftUpperLimit[9] := 403
SoftUpperLimit[10] := 403
SoftUpperLimit[11] := 200
SoftUpperLimit[12] := 999
SoftUpperLimit[13] := 2199
SoftUpperLimit[14] := 1068
SoftUpperLimit[15] := 6999
SoftUpperLimit[16] := 7999

SoftUpperLimit[17] := 1999
SoftUpperLimit[18] := 599
SoftUpperLimit[19] := 1699
SoftUpperLimit[20] := 499
SoftUpperLimit[21] := 4200
SoftUpperLimit[22] := 886
SoftUpperLimit[23] := 2800
SoftUpperLimit[24] := 650
SoftUpperLimit[25] := 1590
SoftUpperLimit[26] := 749
SoftUpperLimit[27] := 999
SoftUpperLimit[28] := 2999
SoftUpperLimit[29] := 5999
SoftUpperLimit[30] := 2999
SoftUpperLimit[31] := 2999
SoftUpperLimit[32] := 1870
SoftUpperLimit[33] := 8480
SoftUpperLimit[34] := 5999
SoftUpperLimit[35] := 700
SoftUpperLimit[36] := 1799
SoftUpperLimit[37] := 1000

Array:

Number of Elements: 40

Special Instructions: NOTE: Number of elements is set to 40 to be generic across sections and so if more options are added later this won't need to change

Field

APB_ITEM
BTABLEB.BROW.APB_ITEM

Description: Purchase or rent minor appliances

Form Pane Label: Item

SAS Name:

Tag Name: APB_ITEM

Inherited Universe:

Universe:

Universe Description: All

Help Screen: H_S6B

Question Text: SCREEN 1 -----

 16 ? [F1]

Since the first of ^REF_MONTH, have ^YOU_ANYMEM purchased or rented any of the following items?

- * Read each item on list

SCREEN 2 -----

 17 ? [F1]

Have ^YOU_ANYMEM purchased or rented any --

- * Read each item on list

SCREEN 3 -----

 18 ? [F1]

Have ^YOU_ANYMEM purchased or rented any --

- * Read each item on list

SCREEN 4 -----

 19 ? [F1]

Have ^YOU_ANYMEM purchased or rented any --

- * Read each item on list

Screen 5-----

 20 ? [F1]

Have ^YOU_ANYMEM purchased or rented any --

◆ Read each item on list

Screen 6-----

 21 ? [F1]

Have ^YOU_ANYMEM purchased or rented any --

◆ Read each item on list

Fills: REF_MONTH

Instructions: Set REF_MONTH = 3 months before the interview.
 Calculated by taking the INTPER from record type 10 to come up with the base month to start from.

Fills: YOU_ANYMEM

Instructions: IF NUMHOUSE = 1 then fill "you"
 ELSE fill "you or any members of your household"

Type: Enumerated

Length: 3

Answer List: TSec6bltems

Value:	Mnemonic:	Description:
1	Small_kitchen_app	Small electrical kitchen appliances
2	Electric_personal_care	Electric personal care appliances
3	floor_equipment	Electric floor cleaning equipment
4	Other_appliances	Other household appliances
5	Sewing_machines	Sewing machines
6	GPS_Calc	GPS devices, calculators, and fax machines
7	DigitalReader	Digital book readers or tablets
8	Computers	Computers, computer systems, or related hardware
9	software	Computer software including computer games^FOR_NON_BUS
10	Computer_accessories	Computer accessories
11	Portable_memory	Portable memory, such as flash drives, memory cards, and recordable discs and tapes
12	Game_Hardware	Video game hardware or accessories
13	Telephones	Telephones or accessories
14	Photographic	Photographic equipment

15	Musical	Musical instruments, supplies, or accessories
16	Lawn	Lawn mowing machinery or other yard equipment
17	PTools	Power tools
18	Non_p_tools	Non-power tools
19	Conditioners	Window air conditioners
20	cooling_heating	Portable cooling or heating equipment
21	Televisions	Televisions, all types including those installed in vehicles
22	VCR	DVD Players, VCRs, DVRs, or video cameras
23	Satellite	Satellite dishes, receivers or accessories
24	Handheld_music	Handheld personal music players
25	Radio	Stereos, radios, speakers, and sound components, including those installed in vehicles
26	Other_sound	Other sound or video equipment, including accessories
27	General_sports	General sports equipment (exclude athletic shoes for sports related use, such as football, baseball, soccer or bowling)
28	Health	Health and exercise equipment
29	Camping	Camping equipment
30	Hunting	Hunting and fishing equipment, including all guns
31	Winter_sports	Winter sports equipment
32	Water_sports	Water sports equipment
33	Outboard	Outboard motors
34	Bicycles	Bicycles or bicycle equipment
35	Tricycle	Tricycles or battery powered riders
36	Playground	Playground equipment
37	Other_sports	Other sports or recreation equipment
95	NoMore95	Continue List
99	NoMore99	None/No more entries
888	DeleteLine	Delete the line

- Don't Know
- Refuse
- Empty

- On Input
- On Output

Store Instructions: 1. Set MINAPPLY

```

IF APB_ITEM >= 1 AND APB_ITEM < 95 THEN:
  if APB_ITEM = 1 then set MINAPPLY = '230'
  elseif APB_ITEM = 2 then set MINAPPLY = '240'
  elseif APB_ITEM = 3 then set MINAPPLY = '260'
  elseif APB_ITEM = 4 then set MINAPPLY = '270'
  
```

```
elseif APB_ITEM = 5 then set MINAPPLY = '280'  
elseif APB_ITEM = 6 then set MINAPPLY = '620'  
elseif APB_ITEM = 7 then set MINAPPLY = '655'  
elseif APB_ITEM = 8 then set MINAPPLY = '640'  
elseif APB_ITEM = 9 then set MINAPPLY = '650'  
elseif APB_ITEM = 10 then set MINAPPLY = '645'  
elseif APB_ITEM = 11 then set MINAPPLY = '750'  
elseif APB_ITEM = 12 then set MINAPPLY = '700'  
elseif APB_ITEM = 13 then set MINAPPLY = '660'  
elseif APB_ITEM = 14 then set MINAPPLY = '300'  
elseif APB_ITEM = 15 then set MINAPPLY = '460'  
elseif APB_ITEM = 16 then set MINAPPLY = '310'  
elseif APB_ITEM = 17 then set MINAPPLY = '320'  
elseif APB_ITEM = 18 then set MINAPPLY = '330'  
elseif APB_ITEM = 19 then set MINAPPLY = '340'  
elseif APB_ITEM = 20 then set MINAPPLY = '350'  
elseif APB_ITEM = 21 then set MINAPPLY = '365'  
elseif APB_ITEM = 22 then set MINAPPLY = '390'  
elseif APB_ITEM = 23 then set MINAPPLY = '670'  
elseif APB_ITEM = 24 then set MINAPPLY = '395'  
elseif APB_ITEM = 25 then set MINAPPLY = '425'  
elseif APB_ITEM = 26 then set MINAPPLY = '440'  
elseif APB_ITEM = 27 then set MINAPPLY = '470'  
elseif APB_ITEM = 28 then set MINAPPLY = '480'  
elseif APB_ITEM = 29 then set MINAPPLY = '490'  
elseif APB_ITEM = 30 then set MINAPPLY = '500'  
elseif APB_ITEM = 31 then set MINAPPLY = '510'  
elseif APB_ITEM = 32 then set MINAPPLY = '520'  
elseif APB_ITEM = 33 then set MINAPPLY = '530'  
elseif APB_ITEM = 34 then set MINAPPLY = '540'  
elseif APB_ITEM = 35 then set MINAPPLY = '550'  
elseif APB_ITEM = 36 then set MINAPPLY = '560'  
elseif APB_ITEM = 37 then set MINAPPLY = '570'
```

2. Set Item2Shadow = APB_ITEM

Array:

- Special Instructions:**
1. Answer list options should be in bold black except 95, 99 and 888, they should be in regular black.
(Once an answer list option is selected and the "Any more" question is answered, the answer list description color should be changed to regular blue.)
 2. For Screen 1, display Answer List Options 1-7, 95, 888
For Screen 2, display Answer List Options 8-14, 95, 888
For Screen 3, display Answer List Options 15-20, 95, 888

For Screen 4, display Answer List Options 21-26, 95, 888
For Screen 5, display Answer List Options 27-30, 95, 888
For Screen 6, display Answer List Options 31-37, 99, 888

3. IF APB_ITEM = 888 then "SHOW" the fields in the row

Skip Instructions: 1-37: IF APB_ITEM <> Item2Shadow then goto CK_ITEM
ELSE goto MINTYPE

95: Goto APB_ITEM for the next row

99: Exit block and goto S6B_END

888: IF no more rows then exit block and goto S6B_END
ELSE goto APB_ITEM for the next row

Instrument SAS Name: APB_ITEM

Destination Data Set: EAPB

Sponsor Field Type: C

Report Section: 06B

CK_ITEM

Check

BTABLEB.BROW.CK_ITEM

Description: After a row is completed, the user has backed up and changed the item number to another valid item number

Inherited Universe:

Universe: APB_ITEM was changed to another valid item number

Universe Description: After a row is completed, the user has backed up and changed the item number to another valid item number

Text: • [Press "S" to change this item code and enter new data](#)

[Press ENTER to re-enter the original item code: ^OldItem](#)

Check Instructions: IF SUPPRESSED then set all fields in this row to EMPTY:
MINTYPE, GFTCMIN, MIN_MO, MIN_Amount, INSTLSCR, INSTLLEX, APB_C,
APB_CMB, APBSTORE, APBPURCH, APBLOC, APBLOCST, APBMORE

Type: Soft

Skip Instructions: SUPPRESSED: Goto MINTYPE

All others, go back to APB_ITEM

Fills: OldItem

Instructions: Fill entry in Item2Shadow

Field

MINTYPE
BTABLEB.BROW.MINTYPE

Description: What type or brand

Form Pane Label: Description

SAS Name: MINTYPE

Tag Name: MINTYPE

Inherited Universe:

Universe: NOT(APB_ITEM IN [NoMore95,NoMore99,DeleteLine]) AND APB_ITEM <> EMPTY

Universe Description: ALL, except APB_ITEM = 95, 99 or 888

Question Text: What did you purchase^S6B_ORRENT?

✦ Enter a brief description of item.

^REPORT_ITEMS

<u>Description</u>	<u>Type</u>	<u>Month</u>	<u>Amount</u>
(MINTYPE)	(Purchased/ Rented)	(MIN_MO)	(MINPURX/ MINRENTX)

Fills: S6B_ORRENT

Instructions: If (APB_ITEM >= 1 and APB_ITEM <= 3) OR (APB_ITEM >= 5 and APB_ITEM <= 9) OR (APB_ITEM >= 12 and APB_ITEM <= 32) OR (APB_ITEM >= 34 and APB_ITEM <= 37) then fill " or rent"
Else leave blank

Fills: REPORT_ITEMS

Instructions: If APB_ITEM = 8 or APB_ITEM = 9 or APB_ITEM = 10 or APB_ITEM = 12 or APB_ITEM = 13 or APB_ITEM = 14 then fill: '✦ Report items such as flash drives, memory cards, recordable discs, and tapes as code 11, Portable memory.'

Type: String

Length: 30

- Don't Know
- Refuse
- Empty

On Input

On Output

Store Instructions: Prefill MINTYPE:

If MINTYPE = EMPTY then

If APB_ITEM = 1 then set MINTYPE = 'Small appliances'

If APB_ITEM = 2 then set MINTYPE = 'Personal appliances'

If APB_ITEM = 3 then set MINTYPE = 'Floor clean equip'

If APB_ITEM = 4 then set MINTYPE = 'Other household appl'

If APB_ITEM = 5 then set MINTYPE = 'Sewing machines'

If APB_ITEM = 6 then set MINTYPE = 'GPS/calculator/fax'

If APB_ITEM = 7 then set MINTYPE = 'Digital book readers or tablets'

If APB_ITEM = 8 then set MINTYPE = 'Computer hardware'

If APB_ITEM = 9 then set MINTYPE = 'Computer software, games'

If APB_ITEM = 10 then set MINTYPE = 'Computer accessories'

If APB_ITEM = 11 then set MINTYPE = 'Portable Media'

If APB_ITEM = 12 then set MINTYPE = 'Video game, hardware, access'

If APB_ITEM = 13 then set MINTYPE = 'Telephones or access'

If APB_ITEM = 14 then set MINTYPE = 'Photo equipment'

If APB_ITEM = 15 then set MINTYPE = 'Musical instruments, supplies, and accessories'

If APB_ITEM = 16 then set MINTYPE = 'Yard equipment'

If APB_ITEM = 17 then set MINTYPE = 'Power tools'

If APB_ITEM = 18 then set MINTYPE = 'Non-power tools'

If APB_ITEM = 19 then set MINTYPE = 'Window A/C'

If APB_ITEM = 20 then set MINTYPE = 'Portable cool/heat equip'

If APB_ITEM = 21 then set MINTYPE = 'Televisions, all types'

If APB_ITEM = 22 then set MINTYPE = 'DVD Players, VCRs, DVRs or video cameras'

If APB_ITEM = 23 then set MINTYPE = 'Satellite dishes'

If APB_ITEM = 24 then set MINTYPE = 'Handheld Personal Music Players'

If APB_ITEM = 25 then set MINTYPE = 'Stereos or radios, all types'

If APB_ITEM = 26 then set MINTYPE = 'Other sound or video equipment'

If APB_ITEM = 27 then set MINTYPE = 'General sports equip'

If APB_ITEM = 28 then set MINTYPE = 'Exercise Equipment'

If APB_ITEM = 29 then set MINTYPE = 'Camping equipment'

If APB_ITEM = 30 then set MINTYPE = 'Hunting/fishing equip'

If APB_ITEM = 31 then set MINTYPE = 'Winter sports equip'

If APB_ITEM = 32 then set MINTYPE = 'Water sports equip'

If APB_ITEM = 33 then set MINTYPE = 'Outboard motors'

If APB_ITEM = 34 then set MINTYPE = 'Bicycles/bicycle equip'

If APB_ITEM = 35 then set MINTYPE = 'Tricycles or battery riders'

If APB_ITEM = 36 then set MINTYPE = 'Playground equipment'

If APB_ITEM = 37 then set MINTYPE = 'Other sport or rec equip'

Array:

Skip Instructions: Goto GFTCMIN

Instrument SAS Name: MINTYPE

Destination Data Set: EAPB

Sponsor Field Type: C

Report Section: 06B

GFTCMIN

Field

BTABLEB.BROW.GFTCMIN

Description: Who was it purchased for

Form Pane Label: Who

SAS Name: GFTCMIN

Tag Name: GFTCMIN

Inherited Universe:

Universe: NOT(APB_ITEM IN [NoMore95,NoMore99,DeleteLine]) AND APB_ITEM <> EMPTY

Universe Description: All, except APB_ITEM = 95, 99 or 888

Question Text: Was this item ...

Type: Enumerated

Length: 1

Answer List: TPRREB

Value:	Mnemonic:	Description:
1	Purchased_FOR_OR	Purchased for someone inside the household?
2	Rented	^S6BRENT
3	Purchased_for_NOR	Purchased for someone outside your household?

- Don't Know
- Refuse
- Empty

- On Input
- On Output

Array:

Special Instructions: Answer list descriptions should be in bold black

Skip Instructions: 1,3,DK,RF: Goto MIN_MO

2: Goto MIN_AMOUNT

Instrument SAS Name: GFTCMIN

Destination Data Set: EAPB

Sponsor Field Type: C

Report Section: 06B

MIN_MO

Field

BTABLEB.BROW.MIN_MO

Description: When was it purchased

Form Pane Label: Month

SAS Name: MIN_MO

Tag Name: MIN_MO

Inherited Universe:

Universe: GFTCMIN <> 2

Universe Description: Item was not rented

Question Text: When did you purchase it?

<u>Description</u>	<u>Type</u>	<u>Month</u>	<u>Amount</u>
(MINTYPE)	(Purchased/ Rented)	(MIN_MO)	(MINPURX/ MINRENTX)

Type: Enumerated

Length: 2

Answer List: TMONTH

Value:	Mnemonic:	Description:
1	Jan	January
2	Feb	February
3	Mar	March
4	Apr	April
5	May	May
6	Jun	June
7	Jul	July
8	Aug	August
9	Sep	September
10	Oct	October
11	Nov	November
12	Dec	December

- Don't Know
- Refuse

Empty

On Input

On Output

Array:

Special Instructions: Only display answer options for the 4 months that are the reference month through the current month. (ref_monthnum, two_monthnum, last_monthnum, and cur_monthnum)

Note: Blaise does not allow non-displayed options to be selected

Skip Instructions: Goto MIN_AMOUNT

Instrument SAS Name: MIN_MO

Destination Data Set: EAPB

Sponsor Field Type: C

Report Section: 06B

MIN_AMOUNT

Field

BTABLEB.BROW.MIN_AMOUNT

Description: Purchase price

Form Pane Label: Amount

SAS Name: MIN_AMOUNT

Tag Name: MIN_AMOUNT

Inherited Universe:

Universe: NOT(APB_ITEM IN [NoMore95,NoMore99,DeleteLine]) AND APB_ITEM <> EMPTY

Universe Description: All except APB_ITEM = 95, 99 or 888

Question Text: ^MINAMOUNT

<u>Description</u>	<u>Type</u>	<u>Month</u>	<u>Amount</u>
MINTYPE)	(Purchased/ Rented)	(MIN_MO)	(MINPURX/ MINRENTX

Fills: MINAMOUNT

Instructions: IF GFTCMIN = 2 then fill "What was the total rental expense since the first of ^REF_MONTH not including ^CUR_MONTH? Please include any sales tax with the expense, as well as any shipping and handling charges for any item that was shipped."

ELSE fill "What did it cost? Please include any sales tax with the cost, as well as any shipping and handling charges for any item that was shipped.

♦ Include delivery charges, exclude installation charges."

Fills: REF_MONTH

Instructions: Set REF_MONTH = 3 months before the interview.

Calculated by taking the INTPER from record type 10 to come up with the base month to start from.

Fills: CUR_MONTH

Instructions: Fill with current month.

Type: Integer

Length: 7

Min: 1

Max: 999999

- Don't Know
- Refuse
- Empty

- On Input
- On Output

Store Instructions: 1. Set MINPURX or MINRENTX
IF GFTCMIN = 1 or GFTCMIN = 3 or GFTCMIN = NONRESPONSE then
set MINPURX = MIN_AMOUNT
set RAMOUNT = EMPTY
set MINR_NTX = EMPTY
ELSEIF GFTCMIN = 2 then
set MINRENTX = MIN_AMOUNT
set CAMOUNT = EMPTY
set MINPURX_ = EMPTY

2. IF MIN_AMOUNT is in range or NONRESPONSE then
set MINPURX_ = EMPTY
set MINR_NTX = EMPTY

Array:

Special Instructions: Display a \$ and comma in the entry field

Skip Instructions: 1-999999: IF (GFTCMIN = 1, 3, DK or RF) AND
(MIN_AMOUNT < SoftLowerLimit[APB_ITEM] or
MIN_AMOUNT > SoftUpperLimit[APB_ITEM]) then goto ERR1_AMOUNT
ELSEIF GFTCMIN = 2 AND (MIN_AMOUNT < 8 or MIN_AMOUNT > 390) then
goto ERR1_AMOUNT
ELSEIF APB_ITEM and MIN_AMOUNT for this record are equal to any
records data in the SCIF then goto ERR_DUP
ELSE goto APB_C

DK,RF: Goto APB_C

Instrument SAS Name: MIN_AMOUNT

Destination Data Set: EAPB

Report Section: 06B

ERR1_AMOUNT

Check

BTABLEB.BROW.ERR1_AMOUNT

Description: Out of Range Check

Inherited Universe:

Universe: [((GFTCMIN = 1 or GFTCMIN = 3 or GFTCMIN = NONRESPONSE) AND
(MIN_AMOUNT < SoftLowerLimit[APB_ITEM] or MIN_AMOUNT >
SoftUpperLimit[APB_ITEM])
OR (GFTCMIN = 2 AND (MIN_AMOUNT < 8 or MIN_AMOUNT > 390))]
AND MIN_AMOUNT = RESPONSE

Universe Description:

Text: ♦ THE VALUE ENTERED IS UNUSUALLY HIGH OR LOW

PLEASE VERIFY AND IF CORRECT, ENTER ITEM LEVEL NOTE

Check Instructions: IF suppressed and GFTCMIN = 2 then set MIN_NTX = 'A1'
ELSEIF suppressed then set MINPURX_ = 'A1'

Type: Soft

Skip Instructions: Suppress: Goto APB_C

All others, go back to MIN_AMOUNT

Check

ERR_DUP
BTABLEB.BROW.ERR_DUP

Description: Check for possible duplicate reporting

Inherited Universe:

Universe: APB_ITEM AND MIN_AMOUNT are equal to any records APB_ITEM and MIN_AMOUNT from the SCIF

Universe Description: Amount is not DK/RF and item and amount is the same as one of the records on the SCIF

Text: ♦ This item appears to be the same as one reported last interview.

Please verify to avoid duplicate reporting

If this is a duplicate item, enter 888 to delete line.

Check Instructions:

Type: Soft

Skip Instructions: Suppress: Goto APB_C

All others, go back to MIN_AMOUNT

APB_C

Field

BTABLEB.BROW.APB_C

Description: Was it a combined expense

Form Pane Label: C

SAS Name:

Tag Name: APB_C

Inherited Universe:

Universe: NOT(APB_ITEM IN [NoMore95,NoMore99,DeleteLine]) AND APB_ITEM <> EMPTY

Universe Description: All, except APB_ITEM = 95, 99 or 888

Question Text: [Enter 'C' for a combined expense.](#)

Type: String

Length: 1

- Don't Know
- Refuse
- Empty

- On Input
- On Output

Array:

Skip Instructions: C: Goto APB_CMB

```
EMPTY: IF APB_ITEM = 8, 21, 23, 25, or 26 then goto INSTLSCR
      ELSEIF (GFTCMIN = 1 or 3) AND ([RT10.POPGRP = 01 or 02] and (ITEM =
12, 15, 17, 18, 27-37)) or
([RT10.POPGRP = 03 or 04] and (APB_ITEM = 1, 3-4, 19, 20)) or
([RT10.POPGRP = 05 or 06] and (APB_ITEM = 14, 22 or 24)) or
([RT10.POPGRP = 07 or 08] and (APB_ITEM = 6, 7, 9-11, 13)) or
([RT10.POPGRP = 09 or 10] and APB_ITEM = 16) ] or
([RT10.POPGRP = 11 or 12] and APB_ITEM = 2) or
([RT10.POPGRP = 13 or 14] and APB_ITEM = 5) or
([RT10.POPGRP = 17] and (APB_ITEM = 1, 4, 12, 17-20, 22, 24, 27-37)) or
([RT10.POPGRP = 18] and APB_ITEM = 9-11, 13, 15) ] or
([RT10.POPGRP = 19] and APB_ITEM = 14) ]
      then goto APBSTORE
      ELSE goto APBMORE
```

If anything other than a 'C' or the Enter key is entered then goto CK_C

Instrument SAS Name: APB_C

Destination Data Set: EAPB

Report Section: 06B

CK_C
BTABLEB.BROW.CK_C

Check

Description: C field can only contain a "C" or EMPTY

Inherited Universe:

Universe: APB_C <> 'C' AND APB_C <> EMPTY

Universe Description: APB_C is something other than 'C' or empty

Text: * NOT A VALID ENTRY

Check Instructions:

Type: Hard

Skip Instructions: go back to APB_C

Field

APB_CMB
BTABLEB.BROW.APB_CMB

Description: What is the item combined with

Form Pane Label: Combined codes

SAS Name:

Tag Name: APB_CMB

Inherited Universe:

Universe: APB_C = 'C'

Universe Description: Combined expense

Help Screen: H_S6B

Question Text:  16-21 ?[F1]

What other item is the ^S6B_ITEMNAME combined with?

- ◆ Enter all that apply, separate with commas.

Fills: S6B_ITEMNAME

Instructions: IF APB_ITEM = 1 then fill 'small electrical kitchen appliance'

ELSEIF APB_ITEM = 2 then fill 'electrical personal care appliance'

ELSEIF APB_ITEM = 3 then fill 'electric floor cleaning equipment'

ELSEIF APB_ITEM = 4 then fill 'other household appliance'

ELSEIF APB_ITEM = 5 then fill 'sewing machine'

ELSEIF APB_ITEM = 6 then fill 'GPS device, calculator, and fax machine'

ELSEIF APB_ITEM = 7 then fill 'digital book reader or tablet'

ELSEIF APB_ITEM = 8 then fill 'computer, computer system, or related hardware'

ELSEIF APB_ITEM = 9 then fill 'computer software including computer game'

ELSEIF APB_ITEM = 10 then fill 'computer accessory'

ELSEIF APB_ITEM = 11 then fill 'portable memory'

ELSEIF APB_ITEM = 12 then fill 'video game hardware or accessory'

ELSEIF APB_ITEM = 13 then fill 'telephone or accessory'

ELSEIF APB_ITEM = 14 then fill 'photographic equipment'

ELSEIF APB_ITEM = 15 then fill 'musical instrument, supply, or accessory'

ELSEIF APB_ITEM = 16 then fill 'lawn mowing machinery or other yard equipment'

ELSEIF APB_ITEM = 17 then fill 'power tool'

ELSEIF APB_ITEM = 18 then fill 'non-power tool'

ELSEIF APB_ITEM = 19 then fill 'window air conditioner'

ELSEIF APB_ITEM = 20 then fill 'portable cooling or heating equipment'

ELSEIF APB_ITEM = 21 then fill 'television, all type'
 ELSEIF APB_ITEM = 22 then fill 'DVD Player, VCR, DVR or video camera'
 ELSEIF APB_ITEM = 23 then fill 'satellite dish, receiver or accessory'
 ELSEIF APB_ITEM = 24 then fill 'handheld personal music player'
 ELSEIF APB_ITEM = 25 then fill 'stereo, radio, speaker, and sound component'
 ELSEIF APB_ITEM = 26 then fill 'other sound or video equipment'
 ELSEIF APB_ITEM = 27 then fill 'general sports equipment'
 ELSEIF APB_ITEM = 28 then fill 'health and exercise equipment'
 ELSEIF APB_ITEM = 29 then fill 'camping equipment'
 ELSEIF APB_ITEM = 30 then fill 'hunting and fishing equipment'
 ELSEIF APB_ITEM = 31 then fill 'winter sport equipment'
 ELSEIF APB_ITEM = 32 then fill 'water sport equipment'
 ELSEIF APB_ITEM = 33 then fill 'outboard motor'
 ELSEIF APB_ITEM = 34 then fill 'bicycle or bicycle equipment'
 ELSEIF APB_ITEM = 35 then fill 'tricycle or battery powered rider'
 ELSEIF APB_ITEM = 36 then fill 'playground equipment'
 ELSEIF APB_ITEM = 37 then fill 'other sport or recreation equipment'

Type: Set

Max Number of Values: 38

Length: 2

Answer List: TSec6bccltems

Value:	Mnemonic:	Description:
1	Small_kitchen_app	Small electrical kitchen appliances
2	Electric_personal_care	Electric personal care appliances
3	floor_equipment	Electric floor cleaning equipment
4	Other_appliances	Other household appliances
5	Sewing_machines	Sewing machines
6	GPS_Calc	GPS devices, calculators, and fax machines
7	DigitalReader	Digital book readers or tablets
8	Computers	Computers, computer systems, or related hardware
9	software	Computer software including computer games^FOR_NON_BUS
10	Computer_accessories	Computer accessories
11	Portable_memory	Portable memory such as flash drives, memory cards, and recordable discs and tapes
12	Game_Hardware	Video game hardware or accessories
13	Telephones	Telephones or accessories
14	Photographic	Photographic equipment
15	musical	Musical instruments, supplies, or accessories
16	Lawn	Lawn mowing machinery, or other yard equipment
17	PTools	Power Tools

18	Non_p_tools	Non-power tools
19	Conditioners	Window air conditioners
20	cooling_heating	Portable cooling or heating equipment
21	Televisions	Televisions, all types including those installed in vehicles
22	VCR	DVD Players, VCRs, DVRs, or video cameras
23	Satellite	Satellite dishes, receivers or accessories
24	Handheld_music	Handheld personal music players
25	Radio	Stereos, radios, speakers, and sound components, including those installed in vehicles
26	Other_sound	Other sound or video equipment, including accessories
27	General_sports	General sports equipment (exclude athletic shoes for sports related use, such as football, baseball, soccer or bowling)
28	Health	Health and exercise equipment
29	Camping	Camping equipment
30	Hunting	Hunting and fishing equipment, including all guns
31	Winter_sports	Winter sports equipment
32	Water_sports	Water sports equipment
33	Outboard	Outboard motors
34	Bicycles	Bicycles or bicycle equipment
35	Tricycle	Tricycles or battery powered riders
36	Playground	Playground equipment
37	Other_sports	Other sports or recreation equipment
77	Misc	Misc. combined (unable to specify/DK)

- Don't Know
- Refuse
- Empty

- On Input
- On Output

Store Instructions: For each item selected in APB_CMB, store the appropriate item code in MNAPPL1- MNAPPL38.

(The first entry in APB_CMB should be recoded and stored in MNAPPL1, the 2nd entry in MNAPPL2, etc.)

Set as follows:

```

If APB_CMB = 1 then set = '230'
elseif APB_CMB = 2 then set = '240'
elseif APB_CMB = 3 then set = '260'
elseif APB_CMB = 4 then set = '270'
elseif APB_CMB = 5 then set = '280'
elseif APB_CMB = 6 then set = '620'
elseif APB_CMB = 7 then set = '655'
    
```

```
elseif APB_CMB = 8 then set = '640'  
elseif APB_CMB = 9 then set = '650'  
elseif APB_CMB = 10 then set = '645'  
elseif APB_CMB = 11 then set = '750'  
elseif APB_CMB = 12 then set = '700'  
elseif APB_CMB = 13 then set = '660'  
elseif APB_CMB = 14 then set = '300'  
elseif APB_CMB = 15 then set = '460'  
elseif APB_CMB = 16 then set = '310'  
elseif APB_CMB = 17 then set = '320'  
elseif APB_CMB = 18 then set = '330'  
elseif APB_CMB = 19 then set = '340'  
elseif APB_CMB = 20 then set = '350'  
elseif APB_CMB = 21 then set = '365'  
elseif APB_CMB = 22 then set = '390'  
elseif APB_CMB = 23 then set = '670'  
elseif APB_CMB = 24 then set = '395'  
elseif APB_CMB = 25 then set = '425'  
elseif APB_CMB = 26 then set = '440'  
elseif APB_CMB = 27 then set = '470'  
elseif APB_CMB = 28 then set = '480'  
elseif APB_CMB = 29 then set = '490'  
elseif APB_CMB = 30 then set = '500'  
elseif APB_CMB = 31 then set = '510'  
elseif APB_CMB = 32 then set = '520'  
elseif APB_CMB = 33 then set = '530'  
elseif APB_CMB = 34 then set = '540'  
elseif APB_CMB = 35 then set = '550'  
elseif APB_CMB = 36 then set = '560'  
elseif APB_CMB = 37 then set = '570'  
elseif APB_CMB = 77 then set = '900'
```

Array:

Skip Instructions: IF APB_ITEM = 8, 21, 23, 25, or 26 then goto INSTLSCR

```
ELSEIF (GFTCMIN = 1 or 3) AND  
[[([RT10.POPGRP = 01 or 02] and (ITEM = 12, 15, 17, 18, 27-37)) or  
([RT10.POPGRP = 03 or 04] and (APB_ITEM = 1, 3-4, 19, 20)) or  
([RT10.POPGRP = 05 or 06] and (APB_ITEM = 14, 22 or 24)) or  
([RT10.POPGRP = 07 or 08] and (APB_ITEM = 6, 7, 9-11, 13)) or  
([RT10.POPGRP = 09 or 10] and APB_ITEM = 16) ] or  
([RT10.POPGRP = 11 or 12] and APB_ITEM = 2) or  
([RT10.POPGRP = 13 or 14] and APB_ITEM = 5) or  
([RT10.POPGRP = 17] and APB_ITEM = 1, 4, 12, 17-20, 22, 24, 27-37) or  
([RT10.POPGRP = 18] and APB_ITEM = 9-11, 13, 15) or  
([RT10.POPGRP = 19] and APB_ITEM = 14)]
```


then goto APBSTORE

ELSE goto APBMORE

Instrument SAS Name: APB_CMB

Destination Data Set: EAPB

Report Section: 06B

INSTLSCR

Field

BTABLEB.BROW.INSTLSCR

Description: Additional charges?

Form Pane Label: Add Chrg

SAS Name: INSTLSCR

Tag Name: INSTLSCR

Inherited Universe:

Universe: APB_ITEM = 8 OR APB_ITEM = 21 OR APB_ITEM = 23 OR APB_ITEM = 25 OR APB_ITEM = 26

Universe Description: APB_ITEM is computer hardware, TVs, Satellite dishes, Stereos or radios, or other sound or video equipment

Question Text: Were there any additional charges for installation or set-up?

<u>Description</u>	<u>Type</u>	<u>Month</u>	<u>Amount</u>
(MINTYPE)	(Purchased/ Rented)	(MIN_MO)	(MINPURX/ MINRENTX)

Type: Enumerated

Length: 1

Answer List: TYesNo

Value:	Mnemonic:	Description:
1	Yes	Yes
2	No	No

- Don't Know
- Refuse
- Empty

- On Input
- On Output

Array:

Skip Instructions: 1: Goto INSTLLEX

2,DK,RF: IF (GFTCMIN = 1 or 3) AND [((RT10.POPGRP = 05 or 06 or 17)and (APB_ITEM = 21, 23, 25, or 26)) OR

```
((RT10.POPGRP = 07 or 08 or 18) and APB_ITEM = 8 )  
  then goto APBSTORE  
ELSE goto APBMORE
```

Instrument SAS Name: INSTLSCR

Destination Data Set: EAPB

Sponsor Field Type: C

Report Section: 06B

INSTLLEX

Field

BTABLEB.BROW.INSTLLEX

Description: How much

Form Pane Label: How much?

SAS Name: INSTLLEX

Tag Name: INSTLLEX

Inherited Universe:

Universe: INSTLSCR = Yes {1}

Universe Description: Yes, there were additional charges for installation/set-up

Question Text: How much?

<u>Description</u>	<u>Type</u>	<u>Month</u>	<u>Amount</u>
(MINTYPE)	(Purchased/ Rented)	(MIN_MO)	(MINPURX/ MINRENTX)

Type: Integer

Length: 6

Min: 1

Max: 99999

Don't Know

Refuse

Empty

On Input

On Output

Store Instructions: IF INSTLLEX is in range or NONRESPONSE then set INST_LEX = EMPTY

Array:

Special Instructions: Display a \$ and comma in the entry field

Skip Instructions: IF INSTLLEX < 40 or INSTLLEX > 1000 then goto ERR1_INSTLLEX

ELSEIF (GFTCMIN= 1 or 3) AND [((RT10.POPGRP = 05 or 06 or 17)
and (APB_ITEM = 21, 23, 25, or 26)) OR
((RT10.POPGRP = 07 or 08 or 18) and APB_ITEM = 8)]
then goto APBSTORE

ELSE goto APBMORE

Instrument SAS Name: INSTLLEX

Destination Data Set: EAPB

Sponsor Field Type: N

Report Section: 06B

ERR1_INSTLLEX

Check

BTABLEB.BROW.ERR1_INSTLLEX

Description: Out of Range Check

Inherited Universe:

Universe: (INSTLLEX < 40 or INSTLLEX > 1000) AND INSTLLEX = RESPONSE

Universe Description: Installation/set-up charge was less than \$40 or more than \$1,000

Text: * THE VALUE ENTERED IS UNUSUALLY HIGH OR LOW

PLEASE VERIFY AND IF CORRECT, ENTER ITEM LEVEL NOTE

Check Instructions: If suppressed then set INST_LEX = 'A1'

Type: Soft

Skip Instructions: Suppress: IF (GFTCMIN = 1 or 3) AND [((RT10.POPGRP = 05 or 06 or 17) and (APB_ITEM = 21, 23, 25, or 26)) OR ((RT10.POPGRP = 07 or 08 or 18) and APB_ITEM = 8)]
then goto APBSTORE
ELSE goto APBMORE

All others, go back to INSTLLEX

Field

APBSTORE
BTABLEB.BROW.APBSTORE

Description: Where Purchased

Form Pane Label: Store

SAS Name: APBSTORE

Tag Name: APBSTORE

Inherited Universe:

Universe: (GFTCMIN = Purchased_FOR_CU {1}) or GFTCMIN = Purchased_for_NONCU {3})
AND
[((VAL(Rt10.POPGRP) = 1 or VAL(Rt10.POPGRP) = 2) and (APB_ITEM = 12, 15, 17, 18 or 27-37)) OR
((VAL(Rt10.POPGRP) = 3 or VAL(Rt10.POPGRP) = 4) and (APB_ITEM = 1, 3-4, 19, 20)) OR
((VAL(Rt10.POPGRP) = 5 or VAL(Rt10.POPGRP) = 6) and (APB_ITEM = 14, 21, 22, 23, 24, 25 or 26)) OR
((VAL(Rt10.POPGRP) = 7 or VAL(Rt10.POPGRP) = 8) and APB_ITEM = 6-11, 13)
OR
((VAL(Rt10.POPGRP) = 9 or VAL(Rt10.POPGRP) = 10) and APB_ITEM = 16) OR
((VAL(Rt10.POPGRP) = 11 or VAL(Rt10.POPGRP) = 12) and (APB_ITEM = 2)) OR
((VAL(Rt10.POPGRP) = 13 or VAL(Rt10.POPGRP) = 14) and APB_ITEM = 5)] OR
((VAL(Rt10.POPGRP) = 17) and APB_ITEM = 1, 4, 12, 17-37 OR
((VAL(Rt10.POPGRP) = 18) and APB_ITEM = 8-11, 13, 15) OR
((VAL(Rt10.POPGRP) = 19) and APB_ITEM = 14)

Universe Description:

Question Text: What is the name of the business where this was purchased?

• Enter store, website, or company name

Type: String

Length: 45

- Don't Know
- Refuse
- Empty

- On Input
- On Output

Array:

Special Instructions: If UPPERCASE ENTRY contains '.COM' then set APBPURCH = 1 and "keep" and "show"

Skip Instructions: IF uppercase entry = 'GROUPON' or 'GROUPON.COM' then goto ERR_GROUPON

ELSEIF UPPERCASE ENTRY contains '.COM' then goto APBMORE

ELSEIF ENTRY = DK or RF then goto APBMORE

ELSE goto APBPURCH

Instrument SAS Name: APBSTORE

Destination Data Set: EAPB

Sponsor Field Type: C

Report Section: 06B

Date Implemented (YYYY-MM-DD): April 2017

Check

ERR_GROUPON
BTABLEB.BROW.ERR_GROUPON

Description: Groupon Check

Inherited Universe:

Universe: UPPERCASE(APBSTORE) = 'GROUPON' or UPPERCASE(APBSTORE) = 'GROUPON.COM'

Universe Description: Groupon was entered for store

Text: * ENTER THE STORE OR COMPANY THAT THE GROUPON IS FOR.

DO NOT ENTER "GROUPON"

Check Instructions:

Type: Soft

Skip Instructions: Suppress: IF UPPERCASE(APBSTORE) contains '.COM' then goto APBMORE
ELSE goto APBPURCH

All others, go back to APBSTORE

APBPURCH

Field

BTABLEB.BROW.APBPURCH

Description: Purchased Online or in person

Form Pane Label: Online

SAS Name: APBPURCH

Tag Name: APBPURCH

Inherited Universe:

Universe: APBSTORE = RESPONSE AND (UPPERCASE(APBSTORE) does not contain
'COM')

Universe Description:

Question Text: Was this item paid for -

Type: Enumerated

Length: 1

Answer List: TOnline

Value:	Mnemonic:	Description:
1	Online	Online?
2	InPerson	In person?
3	MailTel	By mail or telephone order?
4	Other	Other

- Don't Know
- Refuse
- Empty

- On Input
- On Output

Array:

Special Instructions: Answer list descriptions for options 1-3 should be bold black

Skip Instructions: 1,3,4,DK,RF: Goto APBMORE

2: Goto APBLOC

Instrument SAS Name: APBPURCH

Destination Data Set: EAPB

Sponsor Field Type: C

Report Section: 06B

Date Implemented (YYYY-MM-DD): April 2017

APBLOC

Field

BTABLEB.BROW.APBLOC

Description: Purchase location - City

Form Pane Label: Location - City

SAS Name: APBLOC

Tag Name: APBLOC

Inherited Universe:

Universe: APBPURCH = InPerson {2}

Universe Description: Purchase was made in person

Question Text: In what city is ^APBSTORE_fill located?

Fills: APBSTORE_fill

Instructions: Fill entry in APBSTORE

Type: String

Length: 45

- Don't Know
- Refuse
- Empty

- On Input
- On Output

Array:

Skip Instructions: Goto APBLOCST

Instrument SAS Name: APBLOC

Destination Data Set: EAPB

Sponsor Field Type: C

Report Section: 06B

Date Implemented (YYYY-MM-DD): April 2017

Field

APBLOCST
BTABLEB.BROW.APBLOCST

Description: Purchase location - State

Form Pane Label: State

SAS Name: APBLOCST

Tag Name: APBLOCST

Inherited Universe:

Universe: APBPURCH = InPerson {2}

Universe Description: Purchase was made in person

Help Screen: H_DESTCODE

Question Text: ? [F1]

In what state is ^APBSTORE_fill located?

✦ Enter the two character state abbreviation

Fills: APBSTORE_fill

Instructions: Fill entry in APBSTORE

Type: String

Length: 2

Don't Know
 Refuse
 Empty

On Input
 On Output

Array:

Special Instructions: Use answer type TState - STRING[2], display width 4

Skip Instructions: IF entry is not a valid state abbreviation or 'XX' then goto CK_APBLOCST

ELSE goto APBMORE

Instrument SAS Name: APBLOCST

Destination Data Set: EAPB

Sponsor Field Type: C

Report Section: 06B

Date Implemented (YYYY-MM-DD): April 2017

Check

CK_APBLOCST
BTABLEB.BROW.CK_APBLOCST

Description: Not a valid state abbreviation

Inherited Universe:

Universe: (APBLOCST is not a valid state abbreviation) AND APBLOCST <> 'XX' AND
APBLOCST = RESPONSE

Universe Description: State abbreviation entered is not valid

Text: * [Not a valid state abbreviation](#)

Check Instructions:

Type: Hard

Skip Instructions: Go back to APBLOCST

APBMORE

Field

BTABLEB.BROW.APBMORE

Description: Purchase or rent any other

Form Pane Label: Any more

SAS Name:

Tag Name: APBMORE

Inherited Universe:

Universe: NOT(APB_ITEM IN [NoMore95,NoMore99,DeleteLine]) AND APB_ITEM <> EMPTY

Universe Description: All, except APB_ITEM = 95, 99 or 888

Question Text: Did you purchase^S6B_ORRENT any other ^Fills6B_DESC?

<u>Description</u>	<u>Type</u>	<u>Month</u>	<u>Amount</u>
(MINTYPE)	(Purchased/ Rented)	(MIN_MO)	(MINPURX/ MINRENTX)

Fills: S6B_ORRENT

Instructions: If (APB_ITEM >= 1 and APB_ITEM <= 3) OR (APB_ITEM >= 5 and APB_ITEM <= 9) OR (APB_ITEM >= 12 and APB_ITEM <= 32) OR (APB_ITEM >= 34 and APB_ITEM <= 37) then fill " or rent"
Else leave blank

Fills: Fills6B_DESC

Instructions: IF APB_ITEM = 1 then fill 'small electrical kitchen appliances'
ELSEIF APB_ITEM = 2 then fill 'electric personal appliances'
ELSEIF APB_ITEM = 3 then fill 'electric floor cleaning equipment'
ELSEIF APB_ITEM = 4 then fill 'household appliances'
ELSEIF APB_ITEM = 5 then fill 'sewing machines'
ELSEIF APB_ITEM = 6 then fill 'GPS devices, calculators, and fax machines'
ELSEIF APB_ITEM = 7 then fill 'digital book readers or tablets'
ELSEIF APB_ITEM = 8 then fill 'computers, computer systems or related hardware'
ELSEIF APB_ITEM = 9 then fill 'computer software including computer games^FOR_NON_BUS'
ELSEIF APB_ITEM = 10 then fill 'computer accessories'
ELSEIF APB_ITEM = 11 then fill 'portable memory, such as flash drives, memory cards, and recordable discs and tapes'
ELSEIF APB_ITEM = 12 then fill 'video game hardware or accessories'
ELSEIF APB_ITEM = 13 then fill 'telephones or accessories '

ELSEIF APB_ITEM = 14 then fill 'photographic equipment '
ELSEIF APB_ITEM = 15 then fill 'musical instruments, supplies, or accessories '
ELSEIF APB_ITEM = 16 then fill 'lawn mowing machinery or other yard
equipment'
ELSEIF APB_ITEM = 17 then fill 'power tools'
ELSEIF APB_ITEM = 18 then fill 'non-power tools'
ELSEIF APB_ITEM = 19 then fill 'window air conditioners'
ELSEIF APB_ITEM = 20 then fill 'portable cooling or heating equipment'
ELSEIF APB_ITEM = 21 then fill 'televisions, all types including those installed
in vehicles'
ELSEIF APB_ITEM = 22 then fill 'DVD Players, VCRs, DVRs, or video cameras '
ELSEIF APB_ITEM = 23 then fill 'satellite dishes, receivers or accessories '
ELSEIF APB_ITEM = 24 then fill 'handheld personal music players'
ELSEIF APB_ITEM = 25 then fill 'stereos, radios, speakers, and sound
components including those installed in vehicles'
ELSEIF APB_ITEM = 26 then fill 'sound or video equipment, including
accessories'
ELSEIF APB_ITEM = 27 then fill 'general sports equipment'
ELSEIF APB_ITEM = 28 then fill 'health and exercise equipment'
ELSEIF APB_ITEM = 29 then fill 'camping equipment'
ELSEIF APB_ITEM = 30 then fill 'hunting and fishing equipment, including all
guns'
ELSEIF APB_ITEM = 31 then fill 'winter sports equipment'
ELSEIF APB_ITEM = 32 then fill 'water sports equipment'
ELSEIF APB_ITEM = 33 then fill 'outboard motors'
ELSEIF APB_ITEM = 34 then fill 'bicycles or bicycle equipment'
ELSEIF APB_ITEM = 35 then fill 'tricycles or battery powered riders'
ELSEIF APB_ITEM = 36 then fill 'playground equipment'
ELSEIF APB_ITEM = 37 then fill 'sport or recreation equipment'

Fills: FOR_NON_BUS

Instructions: If BCeintro.BUSCREEN = 2 then leave blank
Else fill ", for non-business use"

Type: Enumerated

Length: 1

Answer List: TYesNo

Value:	Mnemonic:	Description:
1	Yes	Yes
2	No	No

- Don't Know
- Refuse

Empty

On Input

On Output

Store Instructions: Set record origin and record status:

IF APBMORE = RESPONSE or APBMORE = NONRESPONSE then
set APB_ORIG = '1'

IF MIN_MO = CUR_MONTHNUM {the current month} then

set APB_STAT = '2'

ELSE set APB_STAT = '1'

Array:

Special Instructions: If APBMORE = Yes {1} and row number <> 34 then prefill APB_ITEM and MINTYPE for the next row with the same information as the current row.

Skip Instructions: 1: IF Row number = 34 then goto ERR_MAX
ELSE goto APB_ITEM for the next row

2,DK,RF: IF row number = 34 then exit the table and goto S6B_END
ELSE goto APB_ITEM for the next row

Instrument SAS Name: APBMORE

Destination Data Set: EAPB

Report Section: 06B

Check

ERR_MAX
BTABLEB.BROW.ERR_MAX

Description: Max number of Rows Reached

Inherited Universe:

Universe: APBMORE = Yes {1} AND (ROW number = 34)

Universe Description: There are more expenses, but there are no more empty rows in the grid

Text: ♦ [No more rows can be added](#)

Check Instructions:

Type: Hard

Skip Instructions: Go back to APBMORE

MINPURX

Field

BTABLEB.BROW.MINPURX

Description: Total cost

Form Pane Label:

SAS Name: MINPURX

Tag Name:

Inherited Universe:

Universe:

Universe Description:

Question Text:

Type: Integer

Length: 7

Min: 1

Max: 999999

Don't Know

Refuse

Empty

On Input

On Output

Array:

Special Instructions: NOTE: See MIN_AMOUNT for how to set this field.

Instrument SAS Name: MINPURX

Destination Data Set: EAPB

Sponsor Field Type: N

Report Section: 06B

Field

MINRENTX
BTABLEB.BROW.MINRENTX

Description: Total rental expense

Form Pane Label:

SAS Name: MINRENTX

Tag Name:

Inherited Universe:

Universe:

Universe Description:

Question Text:

Type: Integer

Length: 7

Min: 1

Max: 999999

Don't Know

Refuse

Empty

On Input

On Output

Array:

Special Instructions: NOTE: See MIN_AMOUNT for how to set this field

Instrument SAS Name: MINRENTX

Destination Data Set: EAPB

Sponsor Field Type: N

Report Section: 06B

MINAPPLY

Field

BTABLEB.BROW.MINAPPLY

Description: 3 digit household appliance code

Form Pane Label:

SAS Name: MINAPPLY

Tag Name:

Inherited Universe:

Universe:

Universe Description:

Question Text:

Type: String

Length: 3

Don't Know

Refuse

Empty

On Input

On Output

Array:

Special Instructions: NOTE: See APB_ITEM for how to set this field

Valid Values: 230,240,260,270,280,
300,310,320,330,340,350,365,390,395
425,440,460,470,480,490
500,510,520,530,540,550,560,570
620,640,645,655,650,660,670
700,750

Instrument SAS Name: MINAPPLY

Destination Data Set: EAPB

Sponsor Field Type: C

Report Section: 06B

Field

MNAPPL1
BTABLEB.BROW.MNAPPL1

Description: Combined Expense - Code

Form Pane Label:

SAS Name: MNAPPL1

Tag Name:

Inherited Universe:

Universe:

Universe Description:

Question Text:

Type: String

Length: 3

- Don't Know
- Refuse
- Empty

- On Input
- On Output

Array:

Special Instructions: NOTE: See APB_CMB for how to set this field

Valid Values: 230,240,250,260,270,280,
300,310,320,330,340,350,365,390,395
425,440,460,470,480,490
500,510,520,530,540,550,560,570
620,640,645,655,650,660,670
700,750,900

Instrument SAS Name: MNAPPL1

Destination Data Set: EAPB

Sponsor Field Type: C

Report Section: 06B

MNAPPL2

Field

BTABLEB.BROW.MNAPPL2

Description:

Form Pane Label:

SAS Name: MNAPPL2

Tag Name:

Inherited Universe:

Universe:

Universe Description:

Question Text:

Type: String

Length: 3

- Don't Know
- Refuse
- Empty

- On Input
- On Output

Array:

Special Instructions: NOTE: See APB_CMB for how to set this field

Valid Values: 230,240,250,260,270,280,
300,310,320,330,340,350,365,390,395
425,440,460,470,480,490
500,510,520,530,540,550,560,570
620,640,645,655,650,660,670
700,750,900

Instrument SAS Name: MNAPPL2

Destination Data Set: EAPB

Sponsor Field Type: C

Report Section: 06B

Field

MNAPPL3
BTABLEB.BROW.MNAPPL3

Description:

Form Pane Label:

SAS Name: MNAPPL3

Tag Name:

Inherited Universe:

Universe:

Universe Description:

Question Text:

Type: String

Length: 3

- Don't Know
- Refuse
- Empty

- On Input
- On Output

Array:

Special Instructions: NOTE: See APB_CMB for how to set this field

Valid Values: 230,240,250,260,270,280,
300,310,320,330,340,350,365,390,395
425,440,460,470,480,490
500,510,520,530,540,550,560,570
620,640,645,655,650,660,670
700,750,900

Instrument SAS Name: MNAPPL3

Destination Data Set: EAPB

Sponsor Field Type: C

Report Section: 06B

MNAPPL4

Field

BTABLEB.BROW.MNAPPL4

Description:

Form Pane Label:

SAS Name: MNAPPL4

Tag Name:

Inherited Universe:

Universe:

Universe Description:

Question Text:

Type: String

Length: 3

- Don't Know
- Refuse
- Empty

- On Input
- On Output

Array:

Special Instructions: NOTE: See APB_CMB for how to set this field

Valid Values: 230,240,250,260,270,280,
300,310,320,330,340,350,365,390,395
425,440,460,470,480,490
500,510,520,530,540,550,560,570
620,640,645,655,650,660,670
700,750,900

Instrument SAS Name: MNAPPL4

Destination Data Set: EAPB

Sponsor Field Type: C

Report Section: 06B

Field

MNAPPL5
BTABLEB.BROW.MNAPPL5

Description:

Form Pane Label:

SAS Name: MNAPPL5

Tag Name:

Inherited Universe:

Universe:

Universe Description:

Question Text:

Type: String

Length: 3

Don't Know

Refuse

Empty

On Input

On Output

Array:

Special Instructions: NOTE: See APB_CMB for how to set this field

Valid Values: 230,240,250,260,270,280,
300,310,320,330,340,350,365,390,395
425,440,460,470,480,490
500,510,520,530,540,550,560,570
620,640,645,655,650,660,670
700,750,900

Instrument SAS Name: MNAPPL5

Destination Data Set: EAPB

Sponsor Field Type: C

Report Section: 06B

MNAPPL6

Field

BTABLEB.BROW.MNAPPL6

Description:

Form Pane Label:

SAS Name: MNAPPL6

Tag Name:

Inherited Universe:

Universe:

Universe Description:

Question Text:

Type: String

Length: 3

- Don't Know
- Refuse
- Empty

- On Input
- On Output

Array:

Special Instructions: NOTE: See APB_CMB for how to set this field

Valid Values: 230,240,250,260,270,280,
300,310,320,330,340,350,365,390,395
425,440,460,470,480,490
500,510,520,530,540,550,560,570
620,640,645,655,650,660,670
700,750,900

Instrument SAS Name: MNAPPL6

Destination Data Set: EAPB

Sponsor Field Type: C

Report Section: 06B

Field

MNAPPL7
BTABLEB.BROW.MNAPPL7

Description:

Form Pane Label:

SAS Name: MNAPPL7

Tag Name:

Inherited Universe:

Universe:

Universe Description:

Question Text:

Type: String

Length: 3

- Don't Know
- Refuse
- Empty

- On Input
- On Output

Array:

Special Instructions: NOTE: See APB_CMB for how to set this field

Valid Values: 230,240,250,260,270,280,
300,310,320,330,340,350,365,390,395
425,440,460,470,480,490
500,510,520,530,540,550,560,570
620,640,645,655,650,660,670
700,750,900

Instrument SAS Name: MNAPPL7

Destination Data Set: EAPB

Sponsor Field Type: C

Report Section: 06B

MNAPPL8

Field

BTABLEB.BROW.MNAPPL8

Description:

Form Pane Label:

SAS Name: MNAPPL8

Tag Name:

Inherited Universe:

Universe:

Universe Description:

Question Text:

Type: String

Length: 3

- Don't Know
- Refuse
- Empty

- On Input
- On Output

Array:

Special Instructions: NOTE: See APB_CMB for how to set this field

Valid Values: 230,240,250,260,270,280,
300,310,320,330,340,350,365,390,395
425,440,460,470,480,490
500,510,520,530,540,550,560,570
620,640,645,655,650,660,670
700,750,900

Instrument SAS Name: MNAPPL8

Destination Data Set: EAPB

Sponsor Field Type: C

Report Section: 06B

Field

MNAPPL9
BTABLEB.BROW.MNAPPL9

Description:

Form Pane Label:

SAS Name: MNAPPL9

Tag Name:

Inherited Universe:

Universe:

Universe Description:

Question Text:

Type: String

Length: 3

- Don't Know
- Refuse
- Empty

- On Input
- On Output

Array:

Special Instructions: NOTE: See APB_CMB for how to set this field

Valid Values: 230,240,250,260,270,280,
300,310,320,330,340,350,365,390,395
425,440,460,470,480,490
500,510,520,530,540,550,560,570
620,640,645,655,650,660,670
700,750,900

Instrument SAS Name: MNAPPL9

Destination Data Set: EAPB

Sponsor Field Type: C

Report Section: 06B

MNAPPL10

Field

BTABLEB.BROW.MNAPPL10

Description:

Form Pane Label:

SAS Name:

Tag Name:

Inherited Universe:

Universe:

Universe Description:

Question Text:

Type: String

Length: 3

- Don't Know
- Refuse
- Empty

- On Input
- On Output

Array:

Special Instructions: NOTE: See APB_CMB for how to set this field

Valid Values: 230,240,250,260,270,280,
300,310,320,330,340,350,365,390,395
425,440,460,470,480,490
500,510,520,530,540,550,560,570
620,640,645,655,650,660,670
700,750,900

Instrument SAS Name: MNAPPL10

Destination Data Set: EAPB

Sponsor Field Type: C

Report Section: 06B

Sponsor Edits: Dropped from BLSOUT June 2019

MNAPPL11

Field

BTABLEB.BROW.MNAPPL11

Description:

Form Pane Label:

SAS Name:

Tag Name:

Inherited Universe:

Universe:

Universe Description:

Question Text:

Type: String

Length: 3

Don't Know

Refuse

Empty

On Input

On Output

Array:

Special Instructions: NOTE: See APB_CMB for how to set this field

Valid Values: 230,240,250,260,270,280,
300,310,320,330,340,350,365,390,395
425,440,460,470,480,490
500,510,520,530,540,550,560,570
620,640,645,655,650,660,670
700,750,900

Instrument SAS Name: MNAPPL11

Destination Data Set: EAPB

Sponsor Field Type: C

Report Section: 06B

Field

MNAPPL12
BTABLEB.BROW.MNAPPL12

Description:

Form Pane Label:

SAS Name:

Tag Name:

Inherited Universe:

Universe:

Universe Description:

Question Text:

Type: String

Length: 3

Don't Know

Refuse

Empty

On Input

On Output

Array:

Special Instructions: NOTE: See APB_CMB for how to set this field

Valid Values: 230,240,250,260,270,280,
300,310,320,330,340,350,365,390,395
425,440,460,470,480,490
500,510,520,530,540,550,560,570
620,640,645,655,650,660,670
700,750,900

Instrument SAS Name: MNAPPL12

Destination Data Set: EAPB

Sponsor Field Type: C

Report Section: 06B

MNAPPL13

Field

BTABLEB.BROW.MNAPPL13

Description:

Form Pane Label:

SAS Name:

Tag Name:

Inherited Universe:

Universe:

Universe Description:

Question Text:

Type: String

Length: 3

Don't Know

Refuse

Empty

On Input

On Output

Array:

Special Instructions: NOTE: See APB_CMB for how to set this field

Valid Values: 230,240,250,260,270,280,
300,310,320,330,340,350,365,390,395
425,440,460,470,480,490
500,510,520,530,540,550,560,570
620,640,645,655,650,660,670
700,750,900

Instrument SAS Name: MNAPPL13

Destination Data Set: EAPB

Sponsor Field Type: C

Report Section: 06B

Field

MNAPPL14
BTABLEB.BROW.MNAPPL14

Description:

Form Pane Label:

SAS Name:

Tag Name:

Inherited Universe:

Universe:

Universe Description:

Question Text:

Type: String

Length: 3

- Don't Know
- Refuse
- Empty

- On Input
- On Output

Array:

Special Instructions: NOTE: See APB_CMB for how to set this field

Valid Values: 230,240,250,260,270,280,
300,310,320,330,340,350,365,390,395
425,440,460,470,480,490
500,510,520,530,540,550,560,570
620,640,645,655,650,660,670
700,750,900

Instrument SAS Name: MNAPPL14

Destination Data Set: EAPB

Sponsor Field Type: C

Report Section: 06B

MNAPPL15

Field

BTABLEB.BROW.MNAPPL15

Description:

Form Pane Label:

SAS Name:

Tag Name:

Inherited Universe:

Universe:

Universe Description:

Question Text:

Type: String

Length: 3

Don't Know

Refuse

Empty

On Input

On Output

Array:

Special Instructions: NOTE: See APB_CMB for how to set this field

Valid Values: 230,240,250,260,270,280,
300,310,320,330,340,350,365,390,395
425,440,460,470,480,490
500,510,520,530,540,550,560,570
620,640,645,655,650,660,670
700,750,900

Instrument SAS Name: MNAPPL15

Destination Data Set: EAPB

Sponsor Field Type: C

Report Section: 06B

Field

MNAPPL16
BTABLEB.BROW.MNAPPL16

Description:

Form Pane Label:

SAS Name:

Tag Name:

Inherited Universe:

Universe:

Universe Description:

Question Text:

Type: String

Length: 3

Don't Know

Refuse

Empty

On Input

On Output

Array:

Special Instructions: NOTE: See APB_CMB for how to set this field

Valid Values: 230,240,250,260,270,280,
300,310,320,330,340,350,365,390,395
425,440,460,470,480,490
500,510,520,530,540,550,560,570
620,640,645,655,650,660,670
700,750,900

Instrument SAS Name: MNAPPL16

Destination Data Set: EAPB

Sponsor Field Type: C

Report Section: 06B

MNAPPL17

Field

BTABLEB.BROW.MNAPPL17

Description:

Form Pane Label:

SAS Name:

Tag Name:

Inherited Universe:

Universe:

Universe Description:

Question Text:

Type: String

Length: 3

Don't Know

Refuse

Empty

On Input

On Output

Array:

Special Instructions: NOTE: See APB_CMB for how to set this field

Valid Values: 230,240,250,260,270,280,
300,310,320,330,340,350,365,390,395
425,440,460,470,480,490
500,510,520,530,540,550,560,570
620,640,645,655,650,660,670
700,750,900

Instrument SAS Name: MNAPPL17

Destination Data Set: EAPB

Sponsor Field Type: C

Report Section: 06B

Field

MNAPPL18
BTABLEB.BROW.MNAPPL18

Description:

Form Pane Label:

SAS Name:

Tag Name:

Inherited Universe:

Universe:

Universe Description:

Question Text:

Type: String

Length: 3

Don't Know

Refuse

Empty

On Input

On Output

Array:

Special Instructions: NOTE: See APB_CMB for how to set this field

Valid Values: 230,240,250,260,270,280,
300,310,320,330,340,350,365,390,395
425,440,460,470,480,490
500,510,520,530,540,550,560,570
620,640,645,655,650,660,670
700,750,900

Instrument SAS Name: MNAPPL18

Destination Data Set: EAPB

Sponsor Field Type: C

Report Section: 06B

MNAPPL19

Field

BTABLEB.BROW.MNAPPL19

Description:

Form Pane Label:

SAS Name:

Tag Name:

Inherited Universe:

Universe:

Universe Description:

Question Text:

Type: String

Length: 3

- Don't Know
- Refuse
- Empty

- On Input
- On Output

Array:

Special Instructions: NOTE: See APB_CMB for how to set this field

Valid Values: 230,240,250,260,270,280,
300,310,320,330,340,350,365,390,395
425,440,460,470,480,490
500,510,520,530,540,550,560,570
620,640,645,655,650,660,670
700,750,900

Instrument SAS Name: MNAPPL19

Destination Data Set: EAPB

Sponsor Field Type: C

Report Section: 06B

Field

MNAPPL20
BTABLEB.BROW.MNAPPL20

Description:

Form Pane Label:

SAS Name:

Tag Name:

Inherited Universe:

Universe:

Universe Description:

Question Text:

Type: String

Length: 3

- Don't Know
- Refuse
- Empty

- On Input
- On Output

Array:

Special Instructions: NOTE: See APB_CMB for how to set this field

Valid Values: 230,240,250,260,270,280,
300,310,320,330,340,350,365,390,395
425,440,460,470,480,490
500,510,520,530,540,550,560,570
620,640,645,655,650,660,670
700,750,900

Instrument SAS Name: MNAPPL20

Destination Data Set: EAPB

Sponsor Field Type: C

Report Section: 06B

MNAPPL21

Field

BTABLEB.BROW.MNAPPL21

Description:

Form Pane Label:

SAS Name:

Tag Name:

Inherited Universe:

Universe:

Universe Description:

Question Text:

Type: String

Length: 3

Don't Know

Refuse

Empty

On Input

On Output

Array:

Special Instructions: NOTE: See APB_CMB for how to set this field

Valid Values: 230,240,250,260,270,280,
300,310,320,330,340,350,365,390,395
425,440,460,470,480,490
500,510,520,530,540,550,560,570
620,640,645,655,650,660,670
700,750,900

Instrument SAS Name: MNAPPL21

Destination Data Set: EAPB

Sponsor Field Type: C

Report Section: 06B

Field

MNAPPL22
BTABLEB.BROW.MNAPPL22

Description:

Form Pane Label:

SAS Name:

Tag Name:

Inherited Universe:

Universe:

Universe Description:

Question Text:

Type: String

Length: 3

- Don't Know
- Refuse
- Empty

- On Input
- On Output

Array:

Special Instructions: NOTE: See APB_CMB for how to set this field

Valid Values: 230,240,250,260,270,280,
300,310,320,330,340,350,365,390,395
425,440,460,470,480,490
500,510,520,530,540,550,560,570
620,640,645,655,650,660,670
700,750,900

Instrument SAS Name: MNAPPL22

Destination Data Set: EAPB

Sponsor Field Type: C

Report Section: 06B

MNAPPL23

Field

BTABLEB.BROW.MNAPPL23

Description:

Form Pane Label:

SAS Name:

Tag Name:

Inherited Universe:

Universe:

Universe Description:

Question Text:

Type: String

Length: 3

Don't Know

Refuse

Empty

On Input

On Output

Array:

Special Instructions: NOTE: See APB_CMB for how to set this field

Valid Values: 230,240,250,260,270,280,
300,310,320,330,340,350,365,390,395
425,440,460,470,480,490
500,510,520,530,540,550,560,570
620,640,645,655,650,660,670
700,750,900

Instrument SAS Name: MNAPPL23

Destination Data Set: EAPB

Sponsor Field Type: C

Report Section: 06B

Field

MNAPPL24
BTABLEB.BROW.MNAPPL24

Description:

Form Pane Label:

SAS Name:

Tag Name:

Inherited Universe:

Universe:

Universe Description:

Question Text:

Type: String

Length: 3

- Don't Know
- Refuse
- Empty

- On Input
- On Output

Array:

Special Instructions: NOTE: See APB_CMB for how to set this field

Valid Values: 230,240,250,260,270,280,
300,310,320,330,340,350,365,390,395
425,440,460,470,480,490
500,510,520,530,540,550,560,570
620,640,645,655,650,660,670
700,750,900

Instrument SAS Name: MNAPPL24

Destination Data Set: EAPB

Sponsor Field Type: C

Report Section: 06B

MNAPPL25

Field

BTABLEB.BROW.MNAPPL25

Description:

Form Pane Label:

SAS Name:

Tag Name:

Inherited Universe:

Universe:

Universe Description:

Question Text:

Type: String

Length: 3

- Don't Know
- Refuse
- Empty

- On Input
- On Output

Array:

Special Instructions: NOTE: See APB_CMB for how to set this field

Valid Values: 230,240,250,260,270,280,
300,310,320,330,340,350,365,390,395
425,440,460,470,480,490
500,510,520,530,540,550,560,570
620,640,645,655,650,660,670
700,750,900

Instrument SAS Name: MNAPPL25

Destination Data Set: EAPB

Sponsor Field Type: C

Report Section: 06B

Field

MNAPPL26
BTABLEB.BROW.MNAPPL26

Description:

Form Pane Label:

SAS Name:

Tag Name:

Inherited Universe:

Universe:

Universe Description:

Question Text:

Type: String

Length: 3

Don't Know

Refuse

Empty

On Input

On Output

Array:

Special Instructions: NOTE: See APB_CMB for how to set this field

Valid Values: 230,240,250,260,270,280,
300,310,320,330,340,350,365,390,395
425,440,460,470,480,490
500,510,520,530,540,550,560,570
620,640,645,655,650,660,670
700,750,900

Instrument SAS Name: MNAPPL26

Destination Data Set: EAPB

Sponsor Field Type: C

Report Section: 06B

MNAPPL27

Field

BTABLEB.BROW.MNAPPL27

Description:

Form Pane Label:

SAS Name:

Tag Name:

Inherited Universe:

Universe:

Universe Description:

Question Text:

Type: String

Length: 3

Don't Know

Refuse

Empty

On Input

On Output

Array:

Special Instructions: NOTE: See APB_CMB for how to set this field

Valid Values: 230,240,250,260,270,280,
300,310,320,330,340,350,365,390,395
425,440,460,470,480,490
500,510,520,530,540,550,560,570
620,640,645,655,650,660,670
700,750,900

Instrument SAS Name: MNAPPL27

Destination Data Set: EAPB

Sponsor Field Type: C

Report Section: 06B

Field

MNAPPL28
BTABLEB.BROW.MNAPPL28

Description:

Form Pane Label:

SAS Name:

Tag Name:

Inherited Universe:

Universe:

Universe Description:

Question Text:

Type: String

Length: 3

Don't Know

Refuse

Empty

On Input

On Output

Array:

Special Instructions: NOTE: See APB_CMB for how to set this field

Valid Values: 230,240,250,260,270,280,
300,310,320,330,340,350,365,390,395
425,440,460,470,480,490
500,510,520,530,540,550,560,570
620,640,645,655,650,660,670
700,750,900

Instrument SAS Name: MNAPPL28

Destination Data Set: EAPB

Sponsor Field Type: C

Report Section: 06B

MNAPPL29

Field

BTABLEB.BROW.MNAPPL29

Description:

Form Pane Label:

SAS Name:

Tag Name:

Inherited Universe:

Universe:

Universe Description:

Question Text:

Type: String

Length: 3

Don't Know

Refuse

Empty

On Input

On Output

Array:

Special Instructions: NOTE: See APB_CMB for how to set this field

Valid Values: 230,240,250,260,270,280,
300,310,320,330,340,350,365,390,395
425,440,460,470,480,490
500,510,520,530,540,550,560,570
620,640,645,655,650,660,670
700,750,900

Instrument SAS Name: MNAPPL29

Destination Data Set: EAPB

Sponsor Field Type: C

Report Section: 06B

Field

MNAPPL30
BTABLEB.BROW.MNAPPL30

Description:

Form Pane Label:

SAS Name:

Tag Name:

Inherited Universe:

Universe:

Universe Description:

Question Text:

Type: String

Length: 3

- Don't Know
- Refuse
- Empty

- On Input
- On Output

Array:

Skip Instructions: NOTE: See APB_CMB for how to set this field

Valid Values: 230,240,250,260,270,280,
300,310,320,330,340,350,365,390,395
425,440,460,470,480,490
500,510,520,530,540,550,560,570
620,640,645,655,650,660,670
700,750,900

Instrument SAS Name: MNAPPL30

Destination Data Set: EAPB

Sponsor Field Type: C

Report Section: 06B

MNAPPL31

Field

BTABLEB.BROW.MNAPPL31

Description:

Form Pane Label:

SAS Name:

Tag Name:

Inherited Universe:

Universe:

Universe Description:

Question Text:

Type: String

Length: 3

- Don't Know
- Refuse
- Empty

- On Input
- On Output

Array:

Special Instructions: NOTE: See APB_CMB for how to set this field

Valid Values: 230,240,250,260,270,280,
300,310,320,330,340,350,365,390,395
425,440,460,470,480,490
500,510,520,530,540,550,560,570
620,640,645,655,650,660,670
700,750,900

Instrument SAS Name: MNAPPL31

Destination Data Set: EAPB

Sponsor Field Type: C

Report Section: 06B

Field

MNAPPL32
BTABLEB.BROW.MNAPPL32

Description:

Form Pane Label:

SAS Name:

Tag Name:

Inherited Universe:

Universe:

Universe Description:

Question Text:

Type: String

Length: 3

- Don't Know
- Refuse
- Empty

- On Input
- On Output

Array:

Special Instructions: NOTE: See APB_CMB for how to set this field

Valid Values: 230,240,250,260,270,280,
300,310,320,330,340,350,365,390,395
425,440,460,470,480,490
500,510,520,530,540,550,560,570
620,640,645,655,650,660,670
700,750,900

Instrument SAS Name: MNAPPL32

Destination Data Set: EAPB

Sponsor Field Type: C

Report Section: 06B

MNAPPL33

Field

BTABLEB.BROW.MNAPPL33

Description:

Form Pane Label:

SAS Name:

Tag Name:

Inherited Universe:

Universe:

Universe Description:

Question Text:

Type: String

Length: 3

Don't Know

Refuse

Empty

On Input

On Output

Array:

Special Instructions: NOTE: See APB_CMB for how to set this field

Valid Values: 230,240,250,260,270,280,
300,310,320,330,340,350,365,390,395
425,440,460,470,480,490
500,510,520,530,540,550,560,570
620,640,645,655,650,660,670
700,750,900

Instrument SAS Name: MNAPPL33

Destination Data Set: EAPB

Sponsor Field Type: C

Report Section: 06B

Field

MNAPPL34
BTABLEB.BROW.MNAPPL34

Description:

Form Pane Label:

SAS Name:

Tag Name:

Inherited Universe:

Universe:

Universe Description:

Question Text:

Type: String

Length: 3

Don't Know

Refuse

Empty

On Input

On Output

Array:

Special Instructions: NOTE: See APB_CMB for how to set this field

Valid Values: 230,240,250,260,270,280,
300,310,320,330,340,350,365,390,395
425,440,460,470,480,490
500,510,520,530,540,550,560,570
620,640,645,655,650,660,670
700,750,900

Instrument SAS Name: MNAPPL34

Destination Data Set: EAPB

Sponsor Field Type: C

Report Section: 06B

MNAPPL35

Field

BTABLEB.BROW.MNAPPL35

Description:

Form Pane Label:

SAS Name:

Tag Name:

Inherited Universe:

Universe:

Universe Description:

Question Text:

Type: String

Length: 3

Don't Know

Refuse

Empty

On Input

On Output

Array:

Special Instructions: NOTE: See APB_CMB for how to set this field

Valid Values: 230,240,250,260,270,280,
300,310,320,330,340,350,365,390,395
425,440,460,470,480,490
500,510,520,530,540,550,560,570
620,640,645,655,650,660,670
700,750,900

Instrument SAS Name: MNAPPL35

Destination Data Set: EAPB

Sponsor Field Type: C

Report Section: 06B

Field

MNAPPL36
BTABLEB.BROW.MNAPPL36

Description:

Form Pane Label:

SAS Name:

Tag Name:

Inherited Universe:

Universe:

Universe Description:

Question Text:

Type: String

Length: 3

- Don't Know
- Refuse
- Empty

- On Input
- On Output

Array:

Special Instructions: NOTE: See APB_CMB for how to set this field

Valid Values: 230,240,250,260,270,280,
300,310,320,330,340,350,365,390,395
425,440,460,470,480,490
500,510,520,530,540,550,560,570
620,640,645,655,650,660,670
700,750,900

Instrument SAS Name: MNAPPL36

Destination Data Set: EAPB

Sponsor Field Type: C

Report Section: 06B

MNAPPL37

Field

BTABLEB.BROW.MNAPPL37

Description:

Form Pane Label:

SAS Name:

Tag Name:

Inherited Universe:

Universe:

Universe Description:

Question Text:

Type: String

Length: 3

- Don't Know
- Refuse
- Empty

- On Input
- On Output

Array:

Special Instructions: NOTE: See APB_CMB for how to set this field

Valid Values: 230,240,250,260,270,280,
300,310,320,330,340,350,365,390,395
425,440,460,470,480,490
500,510,520,530,540,550,560,570
620,640,645,655,650,660,670
700,750,900

Instrument SAS Name: MNAPPL37

Destination Data Set: EAPB

Sponsor Field Type: C

Report Section: 06B

Field

MNAPPL38
BTABLEB.BROW.MNAPPL38

Description:

Form Pane Label:

SAS Name:

Tag Name:

Inherited Universe:

Universe:

Universe Description:

Question Text:

Type: String

Length: 3

- Don't Know
- Refuse
- Empty

- On Input
- On Output

Array:

Special Instructions: NOTE: See APB_CMB for how to set this field

Valid Values: 230,240,250,260,270,280,
300,310,320,330,340,350,365,390,395
425,440,460,470,480,490
500,510,520,530,540,550,560,570
620,640,645,655,650,660,670
700,750,900

Instrument SAS Name: MNAPPL38

Destination Data Set: EAPB

Sponsor Field Type: C

Report Section: 06B

MINPURX_

Field

BTABLEB.BROW.MINPURX_

Description: Range edit flag for MINPURX

Form Pane Label:

SAS Name: MINPURX_

Tag Name:

Inherited Universe:

Universe:

Universe Description:

Question Text:

Type: String

Length: 2

- Don't Know
- Refuse
- Empty

- On Input
- On Output

Array:

Special Instructions: NOTE: See ERR1_AMOUNT for how to set this field

Valid Values: A1 = Range edit failed
(ERR1 check was suppressed)
Blank = Range edit passed

Instrument SAS Name: MINPURX_

Destination Data Set: EAPB

Sponsor Field Type: C

Report Section: 06B

Sponsor Edits: FLAG

Field

MINR_NTX
BTABLEB.BROW.MINR_NTX

Description: Range edit flag for MINRENTX

Form Pane Label:

SAS Name: MINR_NTX

Tag Name:

Inherited Universe:

Universe:

Universe Description:

Question Text:

Type: String

Length: 2

- Don't Know
- Refuse
- Empty

- On Input
- On Output

Array:

Special Instructions: NOTE: See ERR1_AMOUNT for how to set this field

Valid Values: A1 = Range edit failed
(ERR1 check was suppressed)
Blank = Range edit passed

Instrument SAS Name: MINR_NTX

Destination Data Set: EAPB

Sponsor Field Type: C

Report Section: 06B

Sponsor Edits: FLAG

INST_LEX

Field

BTABLEB.BROW.INST_LEX

Description: Range Edit Flag for INSTLLEX

Form Pane Label:

SAS Name: INST_LEX

Tag Name:

Inherited Universe:

Universe:

Universe Description:

Question Text:

Type: String

Length: 2

Don't Know

Refuse

Empty

On Input

On Output

Array:

Special Instructions: NOTE: See ERR1_INSTLLEX for how to set this field

Valid Values: A1 = Range edit failed

(ERR1 check was suppressed)

Blank = Range edit passed

Instrument SAS Name: INST_LEX

Destination Data Set: EAPB

Sponsor Field Type: C

Report Section: 06B

Date Implemented (YYYY-MM-DD): April 2007

Sponsor Edits: FLAG

Field

APB_STAT
BTABLEB.BROW.APB_STAT

Description: Record status

Form Pane Label:

SAS Name: REC_STAT

Tag Name:

Inherited Universe:

Universe:

Universe Description:

Question Text:

Type: String

Length: 1

Don't Know

Refuse

Empty

On Input

On Output

Array:

Special Instructions: NOTE: See APBMORE for how to set this field

Valid Values: 1 = Active record

2 = Current month record

3 = Inactive record {set in processing}

Instrument SAS Name: APB_STAT

Destination Data Set: EAPB

Sponsor Field Type: C

Report Section: 06B

APB_ORIG

Field

BTABLEB.BROW.APB_ORIG

Description: Record origin

Form Pane Label:

SAS Name: REC_ORIG

Tag Name:

Inherited Universe:

Universe:

Universe Description:

Question Text:

Type: String

Length: 1

Don't Know

Refuse

Empty

On Input

On Output

Array:

Special Instructions: NOTE: See APBMORE for how to set this field

Valid Values: 1 = Data from current interview

2 = Data reported in previous quarter

3 = Duplicate record

Instrument SAS Name: APB_ORIG

Destination Data Set: EAPB

Sponsor Field Type: C

Report Section: 06B

Field

S6B_END
S6B_END

Description: End of Section B

Form Pane Label:

SAS Name:

Tag Name:

Inherited Universe:

Universe:

Universe Description: All

Question Text:

Type: Classification

Length: 0

Don't Know

Refuse

Empty

On Input

On Output

Store Instructions: Set section 6B end flag

IF (ANY BtableB.Brow.APB_ITEM = 99) OR (the table is full)
then set S6B_END = 'Yes'

Array:

Skip Instructions: Goto LP6B_Flag

Report Section: 06B

LP6B_Flag

LP6B_Flag

Field

Description: Section 6B Extended Recall Flag

Form Pane Label:

SAS Name:

Tag Name:

Inherited Universe:

Universe: S6B_END = Yes

Universe Description: Section 6B is complete

Question Text:

Type: Enumerated

Length: 1

Answer List: TYesNo

Value:	Mnemonic:	Description:
1	Yes	Yes
2	No	No

- Don't Know
- Refuse
- Empty

- On Input
- On Output

Store Instructions: FOR I:= 1 - 37 DO {# of ITEM answer options}
LP6B_Flag[I] = No
ENDDO

```
FOR I:= 1 TO 34 DO {Max # of rows for the table}
  IF Sect06.TableB.Row[I].APB_Item = 1 THEN LP6B_Flag[1] := Yes
  ELSEIF Sect06.TableB.Row[I].APB_Item = 2 THEN LP6B_Flag[2] := Yes
  ELSEIF Sect06.TableB.Row[I].APB_Item = 3 THEN LP6B_Flag[3] := Yes
  ELSEIF Sect06.TableB.Row[I].APB_Item = 4 THEN LP6B_Flag[4] := Yes
  ELSEIF Sect06.TableB.Row[I].APB_Item = 5 THEN LP6B_Flag[5] := Yes
  ELSEIF Sect06.TableB.Row[I].APB_Item = 6 THEN LP6B_Flag[6] := Yes
  ELSEIF Sect06.TableB.Row[I].APB_Item = 8 THEN LP6B_Flag[8] := Yes
  ELSEIF Sect06.TableB.Row[I].APB_Item = 9 THEN LP6B_Flag[9] := Yes
```

```
ELSEIF Sect06.TableB.Row[I].APB_Item = 10 THEN LP6B_Flag[10] := Yes
ELSEIF Sect06.TableB.Row[I].APB_Item = 11 THEN LP6B_Flag[11] := Yes
ELSEIF Sect06.TableB.Row[I].APB_Item = 12 THEN LP6B_Flag[12] := Yes
ELSEIF Sect06.TableB.Row[I].APB_Item = 13 THEN LP6B_Flag[13] := Yes
ELSEIF Sect06.TableB.Row[I].APB_Item = 14 THEN LP6B_Flag[14] := Yes
ELSEIF Sect06.TableB.Row[I].APB_Item = 15 THEN LP6B_Flag[15] := Yes
ELSEIF Sect06.TableB.Row[I].APB_Item = 16 THEN LP6B_Flag[16] := Yes
ELSEIF Sect06.TableB.Row[I].APB_Item = 17 THEN LP6B_Flag[17] := Yes
ELSEIF Sect06.TableB.Row[I].APB_Item = 18 THEN LP6B_Flag[18] := Yes
ELSEIF Sect06.TableB.Row[I].APB_Item = 19 THEN LP6B_Flag[19] := Yes
ELSEIF Sect06.TableB.Row[I].APB_Item = 20 THEN LP6B_Flag[20] := Yes
ELSEIF Sect06.TableB.Row[I].APB_Item = 21 THEN LP6B_Flag[21] := Yes
ELSEIF Sect06.TableB.Row[I].APB_Item = 22 THEN LP6B_Flag[22] := Yes
ELSEIF Sect06.TableB.Row[I].APB_Item = 23 THEN LP6B_Flag[23] := Yes
ELSEIF Sect06.TableB.Row[I].APB_Item = 24 THEN LP6B_Flag[24] := Yes
ELSEIF Sect06.TableB.Row[I].APB_Item = 25 THEN LP6B_Flag[25] := Yes
ELSEIF Sect06.TableB.Row[I].APB_Item = 26 THEN LP6B_Flag[26] := Yes
ELSEIF Sect06.TableB.Row[I].APB_Item = 27 THEN LP6B_Flag[27] := Yes
ELSEIF Sect06.TableB.Row[I].APB_Item = 28 THEN LP6B_Flag[28] := Yes
ELSEIF Sect06.TableB.Row[I].APB_Item = 29 THEN LP6B_Flag[29] := Yes
ELSEIF Sect06.TableB.Row[I].APB_Item = 30 THEN LP6B_Flag[30] := Yes
ELSEIF Sect06.TableB.Row[I].APB_Item = 31 THEN LP6B_Flag[31] := Yes
ELSEIF Sect06.TableB.Row[I].APB_Item = 32 THEN LP6B_Flag[32] := Yes
ELSEIF Sect06.TableB.Row[I].APB_Item = 33 THEN LP6B_Flag[33] := Yes
ELSEIF Sect06.TableB.Row[I].APB_Item = 34 THEN LP6B_Flag[34] := Yes
ELSEIF Sect06.TableB.Row[I].APB_Item = 35 THEN LP6B_Flag[35] := Yes
ELSEIF Sect06.TableB.Row[I].APB_Item = 36 THEN LP6B_Flag[36] := Yes
ELSEIF Sect06.TableB.Row[I].APB_Item = 37 THEN LP6B_Flag[37] := Yes
END
END DO
```

Array:

Number of Elements: 37

Skip Instructions: Goto S6_Sectcomp

Instrument SAS Name: LP6B_Flag

Report Section: 6B

Date Implemented (YYYY-MM-DD): April 2019

S6_Sectcomp

S6_Sectcomp

Field

Description: End of Section 6

Form Pane Label:

SAS Name:

Tag Name:

Inherited Universe:

Universe:

Universe Description: ALL

Question Text:

Type: Classification

Length: 0

Don't Know

Refuse

Empty

On Input

On Output

Store Instructions: Set section complete flag - SECTCOMP(6):

IF S6A_END = 'Yes' AND S6B_END = 'Yes' then

set SECTCOMP[6] = 'Yes'

ELSE set SECTCOMP[6] = 'No'

Array:

Skip Instructions: Exit block and goto Section 7 - BSECT7

Report Section: 06B

Block

BSECT7
BSECT7

Description: Household Item Repairs, Service Contracts, and Extended Warranties

Tab Name: S7

Fly Over Name: S7 - Item Repairs/Services

Universe Type: If

Inherited Universe:

Universe: bFront.START <> Transmit {3} AND bFront.START <> Quit {4} AND
bFront.START <> Noninterview {5} AND bFront.REPLACE_HH <> Yes {1} AND
bFront.REPLACE_SPAWN <> Continue {1} AND CE_INTRO = Continue {1}

Universe Description: ALL interviews

Array:

Block Instructions: 1. Max # of rows: 13

2. SECTION LABEL: Section 7 - Household Item Repairs, Service Contracts, and
Extended Warranties

3. This section is a laundry list. Follow the laundry list
standards. (See the attachment on the field
Laundry_List_Standards.)

4. Pre-chart
o Follow pre-chart standards. (See attachment on the
field Prechart_Standards.)

o See the attachment on the variable
Input_Setup_Specifications for specific prechart
information

S7_INTRO

S7_INTRO

Field

Description: Section 7 Introduction

Form Pane Label: Introduction

SAS Name:

Tag Name: S7_INTRO

Inherited Universe:

Universe:

Universe Description:

Question Text: ♦ Household Item Repairs, Service Contracts, and Extended Warranties

Description Month Amount
(RPRDESC) (SRVCMOB) (REPAIRX)

Type: Enumerated

Length: 1

Answer List: TContinue

Value:	Mnemonic:	Description:
1	Continue	Enter 1 to Continue

- Don't Know
- Refuse
- Empty

- On Input
- On Output

Array:

Skip Instructions: Goto BTable.Brow.EQB_ITEM

Instrument SAS Name: S7_INTRO

Destination Data Set: EEQB

Report Section: 07

Block

BTABLE
BTABLE

Description:

Tab Name:
Fly Over Name:
Universe Type: If

Inherited Universe:

Universe: S7_INTRO = Continue {1}

Universe Description:

Array:

Block Instructions:

BROW
BTABLE.BROW

Block

Description: Section 7 - Row Level

Tab Name:

Fly Over Name:

Universe Type: While

Inherited Universe:

Universe: (EQB_ITEM(previous row) <> 99) AND (ROW # < 14)

Universe Description: Loop through questions until EQB_ITEM = 99 or the max number of rows has been reached

Array:

Block Instructions:

Field

SoftLowerLimit
BTABLE.BROW.SoftLowerLimit

Description: Lower ranges for ERR1

Form Pane Label:

SAS Name:

Tag Name:

Inherited Universe:

Universe:

Universe Description:

Question Text:

Type: Integer

Length: 8

Min: 0

Max: 99999999

- Don't Know
- Refuse
- Empty

- On Input
- On Output

Store Instructions: SoftLowerLimit[1] := 1
SoftLowerLimit[2] := 1
SoftLowerLimit[3] := 1
SoftLowerLimit[4] := 1
SoftLowerLimit[5] := 1
SoftLowerLimit[6] := 1
SoftLowerLimit[7] := 1

Array:

Number of Elements: 40

Special Instructions: NOTE: Number of elements is set to 40 to be generic across sections and so if more options are added later this won't need to change

SoftUpperLimit

Field

BTABLE.BROW.SoftUpperLimit

Description: Upper ranges for ERR1

Form Pane Label:

SAS Name:

Tag Name:

Inherited Universe:

Universe:

Universe Description:

Question Text:

Type: Integer

Length: 8

Min: 0

Max: 99999999

- Don't Know
- Refuse
- Empty

- On Input
- On Output

Store Instructions: SoftUpperLimit[1] := 478
SoftUpperLimit[2] := 413
SoftUpperLimit[3] := 400
SoftUpperLimit[4] := 600
SoftUpperLimit[5] := 550
SoftUpperLimit[6] := 398
SoftUpperLimit[7] := 1332

Array:

Number of Elements: 40

Special Instructions: NOTE: Number of elements is set to 40 to be generic across sections and so if more options are added later this won't need to change

Field

EQB_ITEM
BTABLE.BROW.EQB_ITEM

Description: Repairs screener questions

Form Pane Label: Item

SAS Name:

Tag Name: EQB_ITEM

Inherited Universe:

Universe:

Universe Description:

Help Screen: H_S7

Question Text:  22 ? [F1]

Since the first of ^REF_MONTH, did ^You_Anyone2 pay for any SERVICE CONTRACTS, MAINTENANCE, or REPAIRS for any of the following items?

[* Read each item on list](#)

Fills: You_Anyone2

Instructions: IF NUMHOUSE = 1 then fill 'you'
ELSE fill 'anyone in your household'

Fills: REF_MONTH

Instructions: Set REF_MONTH = 3 months before the interview.
Calculated by taking the INTPER from record type 10 to come up with the base month to start from.

Type: Enumerated

Length: 3

Answer List: TSec7Items

Value:	Mnemonic:	Description:
1	Item1	Television, radio, video, or sound equipment, including those installed in autos or other vehicles
2	Item2	Computers, computer systems, or related equipment for non-business use
3	Item3	Lawn or garden equipment
4	Item4	Musical instruments or accessories
5	Item5	Hand or power tools

6	Item6	Photographic equipment
7	Item7	Sport or recreational equipment
99	NoMore99	None/No more entries
888	DeleteLine	Delete the line

- Don't Know
- Refuse
- Empty

- On Input
- On Output

Store Instructions: 1. Assign a code to APPRPRYB
IF EQB_ITEM = 1 then set APPRPRYB = '120'
ELSEIF EQB_ITEM = 2 then set APPRPRYB = '220'
ELSEIF EQB_ITEM = 3 then set APPRPRYB = '130'
ELSEIF EQB_ITEM = 4 then set APPRPRYB = '140'
ELSEIF EQB_ITEM = 5 then set APPRPRYB = '150'
ELSEIF EQB_ITEM = 6 then set APPRPRYB = '160'
ELSEIF EQB_ITEM = 7 then set APPRPRYB = '170'

2. Set Item2Shadow = EQB_ITEM

Array:

Special Instructions: 1. Answer list options should be in bold black except 99 and 888, they should be in regular black.
(Once an answer list option is selected and the "Any more" question is answered, the answer list description color should be changed to regular blue.)

2. IF EQB_ITEM = 888 then "SHOW" the fields in the row

Skip Instructions: 1-7: IF EQB_ITEM <> Item2Shadow then goto CK_ITEM
ELSE goto RPRDESC

95: Goto the next row

99: Exit block and goto S7_END

888: IF row number = 13 then exit block and goto S7_END
ELSE goto EQB_ITEM for the next row

Instrument SAS Name: EQB_ITEM

Destination Data Set: EEQB

Sponsor Field Type: C

Report Section: 07

CK_ITEM
BTABLE.BROW.CK_ITEM

Check

Description: Changed ITEM to a different selection, after completing the row

Inherited Universe:

Universe: EQB_ITEM <> Item2Shadow AND EQB_ITEM <> 888 AND EQB_ITEM <> 99

Universe Description: After a row is completed, the user has backed up and changed the item number to another valid item number

Text: * Press "S" to change this item code and enter new data

Press ENTER to re-enter the original item code: ^OldItem

Check Instructions: IF SUPPRESSED then set all fields in this row to EMPTY:
RPRDESC, SRVCMOB, REPAIRX, EQB_C, EQB_CMB, EQBSTORE, EQBPURCH,
EQBLOC, EQBLOCST, EQBMORE

Type: Soft

Skip Instructions: SUPPRESS: Goto RPRDESC

All others, go back to EQB_ITEM

Fills: OldItem

Instructions: Fill entry in Item2Shadow

Field

RPRDESC
BTABLE.BROW.RPRDESC

Description: Description of what was serviced/repaired.

Form Pane Label: Description

SAS Name: RPRDESC

Tag Name: RPRDESC

Inherited Universe:

Universe: NOT (EQB_ITEM IN [NoMore99,DeleteLine]) AND EQB_ITEM <> EMPTY

Universe Description: All, except EQB_ITEM = 99 or 888

Question Text: What did the service contract or repair cover?

<u>Description</u>	<u>Month</u>	<u>Amount</u>
(RPRDESC)	(SRVCMOB)	(REPAIRX)

Type: String

Length: 30

- Don't Know
- Refuse
- Empty

- On Input
- On Output

Store Instructions: Pre-Fill RPRDESC:

IF RPRDESC = EMPTY then:

If EQB_ITEM = 1 then set = "tv/radio/video or sound equip"

If EQB_ITEM = 2 then set = "computers/computer systems"

If EQB_ITEM = 3 then set = "lawn or garden equipment"

If EQB_ITEM = 4 then set = "musical instruments or accesso"

If EQB_ITEM = 5 then set = "hand or power tools"

If EQB_ITEM = 6 then set = "photographic equipment"

If EQB_ITEM = 7 then set = "sport or recreational equipmen"

Array:

Skip Instructions: Goto SRVCMOB

Instrument SAS Name: RPRDESC

Destination Data Set: EEQB

Sponsor Field Type: C

Report Section: 07

Field

SRVCMOB
BTABLE.BROW.SRVCMOB

Description: Month of service

Form Pane Label: Month

SAS Name: SRVCMOB

Tag Name: SRVCMOB

Inherited Universe:

Universe: NOT (EQB_ITEM IN [NoMore99,DeleteLine]) AND EQB_ITEM <> EMPTY

Universe Description: All, except EQB_ITEM = 99 or 888

Help Screen: H_SRVCMOB

Question Text: ? [F1]

In what month was the expense?

• Enter 13 for same amount each month of the reference period.

<u>Description</u>	<u>Month</u>	<u>Amount</u>
(RPRDESC)	(SRVCMOB)	(REPAIRX)

Type: Enumerated

Length: 2

Answer List: TMONTH_13

Value:	Mnemonic:	Description:
1	Jan	January
2	Feb	February
3	Mar	March
4	Apr	April
5	May	May
6	Jun	June
7	Jul	July
8	Aug	August
9	Sep	September
10	Oct	October
11	Nov	November
12	Dec	December

13	Cont	Same amount each month
----	------	------------------------

- Don't Know
- Refuse
- Empty

- On Input
- On Output

Array:

Special Instructions: Only display answer options 13 and the 4 months that are the reference month through the current month. (ref_monthnum, two_monthnum, last_monthnum, and cur_monthnum)

Note: Blaise does not allow non-displayed options to be selected

Skip Instructions: Goto REPAIRX

Instrument SAS Name: SRVCMOB

Destination Data Set: EEQB

Sponsor Field Type: C

Report Section: 07

Field

REPAIRX
BTABLE.BROW.REPAIRX

Description: Total cost of service.

Form Pane Label: Amount

SAS Name: REPAIRX

Tag Name: REPAIRX

Inherited Universe:

Universe: NOT (EQB_ITEM IN [NoMore99,DeleteLine]) AND EQB_ITEM <> EMPTY

Universe Description: All, except EQB_ITEM = 99 or 888

Question Text: What was ^S7AMOUNT_Fill? Please include any sales tax with the cost.

<u>Description</u>	<u>Month</u>	<u>Amount</u>
(RPRDESC)	(SRVCMOB)	(REPAIRX)

Fills: S7AMOUNT_Fill

Instructions: IF SRVCMOB = 13 then fill 'your monthly expense'
ELSE fill 'the total cost'

NOTE: Fill was added Oct 2022

Type: Integer

Length: 7

Min: 1

Max: 999999

Don't Know
 Refuse
 Empty

On Input
 On Output

Store Instructions: IF REPAIRX is in range, DK, or RF then set REPAIRX_ = EMPTY

Array:

Special Instructions: Display a \$ and comma in the entry field.

Skip Instructions: 1-999999: IF REPAIRX < SoftLowerLimit[EQB_ITEM] or

```
REPAIRX > SoftUpperLimit[EQB_ITEM]
  then goto ERR1_AMOUNT
ELSEIF SRVCMOB <> 13 AND (EQB_ITEM and REPAIRX for this record are
equal
  to any records data on the prechart/input) AND (that prechart
  records SRVCMOB <> 13) goto ERR_DUP
ELSE goto EQB_C
```

DK,RF: Goto EQB_C

Instrument SAS Name: REPAIRX

Destination Data Set: EEQB

Sponsor Field Type: N

Report Section: 07

Check

ERR1_REPAIRX
BTABLE.BROW.ERR1_REPAIRX

Description: Out of Range Check

Inherited Universe:

Universe: (REPAIRX < SoftLowerLimit[EQB_ITEM] or REPAIRX > SoftUpperLimit[EQB_ITEM])
AND REPAIRX = RESPONSE

Universe Description:

Text: * THE AMOUNT ENTERED IS UNUSUALLY HIGH OR LOW

PLEASE VERIFY AND IF CORRECT, ENTER ITEM LEVEL NOTE

Check Instructions: IF suppressed then set REPAIRX_ = 'A1'

Type: Soft

Skip Instructions: Suppress: Goto EQB_C

All others, go back to REPAIRX

ERR_DUP

Check

BTABLE.BROW.ERR_DUP

Description: Check for Possible Duplicate Reporting

Inherited Universe:

Universe: SRVCMOB.ord <> 13 AND REPAIRX = RESPONSE AND
(EQB_ITEM and REPAIRX equal any SCIF records EQB_ITEM and REPAIRX and
that SCIF's record has SRVCMOB <> 13)

Universe Description: Month is not 13 and amount is not DK/RF and (item and amount is the same as one
of the records on the SCIF and that SCIF record does not have Month = 13)

Text: ♦ This item appears to be the same one as reported last interview.

Please verify to avoid duplicate reporting
If this is a duplicate item, enter 888 to delete the line.

Check Instructions:

Type: Soft

Skip Instructions: Suppress: Goto EQB_C

All others, go back to REPAIRX

Field

EQB_C
BTABLE.BROW.EQB_C

Description: Is this acombined expense

Form Pane Label: C

SAS Name:

Tag Name: EQB_C

Inherited Universe:

Universe: NOT (EQB_ITEM IN [NoMore99,DeleteLine]) AND EQB_ITEM <> EMPTY

Universe Description: All, except EQB_ITEM = 99 or 888

Question Text: * Enter 'C' for a combined expense.

Type: String

Length: 1

- Don't Know
- Refuse
- Empty

- On Input
- On Output

Array:

Skip Instructions: C: Goto EQB_CMB

EMPTY: IF EQB_ITEM = 3 and RT10.POPGRP = 09 or 10 then goto EQBSTORE
ELSE goto EQBMORE

IF anything other than a 'C' or the Enter key is entered, goto CK_C

Instrument SAS Name: EQB_C

Destination Data Set: EEQB

Report Section: 07

CK_C
BTABLE.BROW.CK_C

Check

Description: C field can only contain a 'C' or EMPTY

Inherited Universe:

Universe: EQB_C <> 'C' AND EQB_C <> EMPTY

Universe Description:

Text: [✦ Not a Valid Entry](#)

Check Instructions:

Type: Hard

Skip Instructions: Go back to EQB_C

Field

EQB_CMB
BTABLE.BROW.EQB_CMB

Description: combined expenses

Form Pane Label: Combined Codes

SAS Name:

Tag Name: EQB_CMB

Inherited Universe:

Universe: EQB_C = 'C'

Universe Description:

Help Screen: H_S7

Question Text:  22 ? [F1]

What other service contracts, maintenance, or repairs was ^EQBMORE_fill combined with?

• Enter all that apply, separate with commas

<u>Description</u>	<u>Month</u>	<u>Amount</u>
(RPRDESC)	(SRVCMOB)	(REPAIRX)

Fills: EQBMORE_fill

Instructions: IF EQB_ITEM.ord = 1 then fill 'television, radio, video, or sound equipment, including those installed in autos or other vehicles'
ELSEIF EQB_ITEM.ord = 2 then fill 'computers, computer systems, or related equipment for non-business use'
ELSEIF EQB_ITEM.ord = 3 then fill 'lawn or garden equipment'
ELSEIF EQB_ITEM.ord = 4 then fill 'musical instruments or accessories'
ELSEIF EQB_ITEM.ord = 5 then fill 'hand or power tools'
ELSEIF EQB_ITEM.ord = 6 then fill 'photographic equipment'
ELSEIF EQB_ITEM.ord = 7 then fill 'sport or recreational equipment'

Type: Set

Max Number of Values: 12

Length: 2

Answer List: TREPAIRCM

Value:	Mnemonic:	Description:
1	CC3	Television, radio, video, or sound equipment, including those installed in autos

		or other vehicles
2	CC4	Computers, computer systems, or related equipment for non-business use
3	CC5	Lawn or garden equipment
4	CC6	Musical instruments or accessories
5	CC7	Hand or power tools
6	CC8	Photographic equipment
7	CC9	Sport or recreational equipment
77	CC12	Misc. Combined (unable to specify/DK)

- Don't Know
- Refuse
- Empty

- On Input
- On Output

Store Instructions: For each item selected in EQB_CMB, store the appropriate item code in APPRPB1- APPRPB12.

(The first entry in EQB_CMB should be recoded and stored in APPRPB1, the 2nd entry in APPRPB2, etc.)

Recode as follows:

- If EQB_CMB = 1 then set '120'
- If EQB_CMB = 2 then set '220'
- If EQB_CMB = 3 then set '130'
- If EQB_CMB = 4 then set '140'
- If EQB_CMB = 5 then set '150'
- If EQB_CMB = 6 then set '160'
- If EQB_CMB = 7 then set '170'
- If EQB_CMB = 77 then set '210'

Array:

Skip Instructions: IF EQB_ITEM = 3 and RT10.POPGRP = 09 or 10 then goto EQBSTORE

ELSE goto EQBMORE

Instrument SAS Name: EQB_CMB

Destination Data Set: EEQB

Report Section: 07

Field

EQBSTORE
BTABLE.BROW.EQBSTORE

Description: Where Purchased

Form Pane Label: Store

SAS Name: EQBSTORE

Tag Name: EQBSTORE

Inherited Universe:

Universe: ((VAL(Rt10.POPGRP) = 9 or VAL(Rt10.POPGRP) = 10) and EQB_ITEM.ord = 3

Universe Description:

Question Text: What is the name of the business that provided the service contract, maintenance, or repair?

✦ Enter store, website, or company name

Type: String

Length: 45

Don't Know
 Refuse
 Empty

On Input
 On Output

Array:

Special Instructions: IF UPPERCASE ENTRY contains '.COM' then set EQBPURCH = 1 and "keep"

Skip Instructions: IF uppercase entry = 'GROUPON' or 'GROUPON.COM' then goto ERR_GROUPON

ELSEIF UPPERCASE ENTRY contains '.COM' then goto EQBMORE

ELSEIF ENTRY = DK or RF then goto EQBMORE

ELSE goto EQBPURCH

Instrument SAS Name: EQBSTORE

Destination Data Set: EEQB

Sponsor Field Type: C

Report Section: 07

Date Implemented (YYYY-MM-DD): April 2017

Check

ERR_GROUPON
BTABLE.BROW.ERR_GROUPON

Description: Groupon Check

Inherited Universe:

Universe: UPPERCASE(EQBSTORE) = 'GROUPON' or UPPERCASE(EQBSTORE) = 'GROUPON.COM'

Universe Description:

Text: * ENTER THE STORE OR COMPANY THAT THE GROUPON IS FOR.

DO NOT ENTER "GROUPON"

Check Instructions:

Type: Soft

Skip Instructions: Suppress: IF UPPERCASE (EQBSTORE) contains '.COM' then goto EQBMORE
ELSE goto EQBPURCH

All others, go back to EQBSTORE

EQBPURCH

Field

BTABLE.BROW.EQBPURCH

Description: Purchased Online or in person

Form Pane Label: Online

SAS Name: EQBPURCH

Tag Name: EQBPURCH

Inherited Universe:

Universe: EQBSTORE = RESPONSE AND (UPPERCASE (EQBSTORE) does NOT contain
'COM')

Universe Description:

Question Text: Was this paid for -

Type: Enumerated

Length: 1

Answer List: TOnline

Value:	Mnemonic:	Description:
1	Online	Online?
2	InPerson	In person?
3	MailTel	By mail or telephone order?
4	Other	Other

- Don't Know
- Refuse
- Empty

- On Input
- On Output

Array:

Special Instructions: Answer list descriptions for options 1-3 should be bold black

Skip Instructions: 1,3,4,DK,RF: Goto EQBMORE

2: Goto EQBLOC

Instrument SAS Name: EQBPURCH

Destination Data Set: EEQB

Sponsor Field Type: C

Report Section: 07

Date Implemented (YYYY-MM-DD): April 2017

EQBLOC

Field

BTABLE.BROW.EQBLOC

Description: Purchase location - City

Form Pane Label: Location - City

SAS Name: EQBLOC

Tag Name: EQBLOC

Inherited Universe:

Universe: EQBPURCH = InPerson {2}

Universe Description: Purchase was made in person

Question Text: In what city is ^EQBSTORE_fill located?

Fills: EQBSTORE_fill

Instructions: Fill entry in EQBSTORE

Type: String

Length: 45

- Don't Know
- Refuse
- Empty

- On Input
- On Output

Array:

Skip Instructions: Goto EQBLOCST

Instrument SAS Name: EQBLOC

Destination Data Set: EEQB

Sponsor Field Type: C

Report Section: 07

Date Implemented (YYYY-MM-DD): April 2017

Field

EQBLOCST
BTABLE.BROW.EQBLOCST

Description: Outlet Location - State

Form Pane Label: State

SAS Name: EQBLOCST

Tag Name: EQBLOCST

Inherited Universe:

Universe: EQBPURCH = InPerson {2}

Universe Description: Purchase was made in person

Help Screen: H_DESTCODE

Question Text: ? [F1]

In what state is ^EQBSTORE_fill located?

✦ [Enter the two character state abbreviation](#)

Fills: EQBSTORE_fill

Instructions: Fill entry in EQBSTORE

Type: String

Length: 2

Don't Know

Refuse

Empty

On Input

On Output

Array:

Special Instructions: Use answer type TState - STRING[2], display width 4

Skip Instructions: IF entry is not a valid state abbreviation and entry <> XX then goto CK_EQBLOCST

ELSE goto EQBMORE

Instrument SAS Name: EQBLOCST

Destination Data Set: EEQB

Sponsor Field Type: C

Report Section: 07

Date Implemented (YYYY-MM-DD): July 2018

Check

CK_EQBLOCST
BTABLE.BROW.CK_EQBLOCST

Description: Not a valid state abbreviation

Inherited Universe:

Universe: (EQBLOCST is not a valid state abbreviation) AND EQBLOCST <> 'XX' AND EQBLOCST = RESPONSE

Universe Description: State abbreviation entered is not valid

Text: * [Not a valid state abbreviation](#)

Check Instructions:

Type: Hard

Skip Instructions: Go back to EQBLOCST

EQBMORE

Field

BTABLE.BROW.EQBMORE

Description: Pay for any other repair/contract

Form Pane Label: Any more

SAS Name:

Tag Name: EQBMORE

Inherited Universe:

Universe: NOT (EQB_ITEM IN [NoMore99,DeleteLine]) AND EQB_ITEM <> EMPTY

Universe Description: All, except EQB_ITEM = 99 or 888

Question Text: Did you pay for any other service contracts, maintenance, or repairs for ^
EQBMORE_fill ?

<u>Description</u>	<u>Month</u>	<u>Amount</u>
(RPRDESC)	(SRVCMOB)	(REPAIRX)

Type: Enumerated

Length: 1

Answer List: TYesNo

Value:	Mnemonic:	Description:
1	Yes	Yes
2	No	No

- Don't Know
- Refuse
- Empty

- On Input
- On Output

Store Instructions: Set record origin and record status

IF EQBMORE = RESPONSE or EQBMORE = NONRESPONSE then
set EQB_ORIG = '1'

IF SRVCMOB = current interview month then set EQB_STAT = '2'
ELSE set EQB_STAT = '1'

Array:

Special Instructions: If EQBMORE = Yes {1} and row number <> 13 then set EQB_ITEM and RPRDESC for the next row with the same information as the current row.

Skip Instructions: 1: IF ROW number = 13 then goto ERR_MAX
ELSE goto EQB_ITEM for the next row

2,DK,RF: IF row number = 13 then exit block and goto S7_END
ELSE goto EQB_ITEM for the next row

Instrument SAS Name: EQBMORE

Destination Data Set: EEQB

Report Section: 07

ERR_MAX

Check

BTABLE.BROW.ERR_MAX

Description: Max Number of Rows Reached

Inherited Universe:

Universe: EQBMORE = Yes {1} AND (ROW number = 13)

Universe Description: Yes, there are more expenses, but there are no more empty rows in the grid

Text: ♦ No more rows can be added.

Check Instructions:

Type: Hard

Skip Instructions: Go back to EQBMORE

Field

APPRPRYB
BTABLE.BROW.APPRPRYB

Description: Item code

Form Pane Label:

SAS Name: APPRPRYB

Tag Name:

Inherited Universe:

Universe:

Universe Description:

Question Text:

Type: String

Length: 3

- Don't Know
- Refuse
- Empty

- On Input
- On Output

Array:

Special Instructions: Note: See EQB_ITEM for how to set this field.

Valid Values: 120, 130, 140, 150, 160, 170, 220

Instrument SAS Name: APPRPRYB

Destination Data Set: EEQB

Sponsor Field Type: C

Report Section: 07

APPRPB1

Field

BTABLE.BROW.APPRPB1

Description: Combined expense - code

Form Pane Label:

SAS Name: APPRPB1

Tag Name:

Inherited Universe:

Universe:

Universe Description:

Question Text:

Type: String

Length: 3

- Don't Know
- Refuse
- Empty

- On Input
- On Output

Array:

Special Instructions: NOTE: See EQB_CMB for how to set this field.

Valid Values: 120, 130, 140, 150, 160, 170, 210, 220

Instrument SAS Name: APPRPB1

Destination Data Set: EEQB

Sponsor Field Type: C

Report Section: 07

Field

APPRPB2
BTABLE.BROW.APPRPB2

Description:

Form Pane Label:

SAS Name: APPRPB2

Tag Name:

Inherited Universe:

Universe:

Universe Description:

Question Text:

Type: String

Length: 3

- Don't Know
- Refuse
- Empty

- On Input
- On Output

Array:

Special Instructions: NOTE: See EQB_CMB for how to set this field.

Valid Values: 120, 130, 140, 150, 160, 170, 210, 220

Instrument SAS Name: APPRPB2

Destination Data Set: EEQB

Sponsor Field Type: C

Report Section: 07

APPRPB3
BTABLE.BROW.APPRPB3

Field

Description:

Form Pane Label:

SAS Name: APPRPB3

Tag Name:

Inherited Universe:

Universe:

Universe Description:

Question Text:

Type: String

Length: 3

- Don't Know
- Refuse
- Empty

- On Input
- On Output

Array:

Special Instructions: NOTE: See EQB_CMB for how to set this field.

Valid Values: 120, 130, 140, 150, 160, 170, 210, 220

Instrument SAS Name: APPRPB3

Destination Data Set: EEQB

Sponsor Field Type: C

Report Section: 07

Field

APRPB4
BTABLE.BROW.APRPB4

Description:

Form Pane Label:

SAS Name: APRPB4

Tag Name:

Inherited Universe:

Universe:

Universe Description:

Question Text:

Type: String

Length: 3

- Don't Know
- Refuse
- Empty

- On Input
- On Output

Array:

Special Instructions: NOTE: See EQB_CMB for how to set this field.

Valid Values: 120, 130, 140, 150, 160, 170, 210, 220

Instrument SAS Name: APRPB4

Destination Data Set: EEQB

Sponsor Field Type: C

Report Section: 07

APPRPB5
BTABLE.BROW.APPRPB5

Field

Description:

Form Pane Label:

SAS Name: APPRPB5

Tag Name:

Inherited Universe:

Universe:

Universe Description:

Question Text:

Type: String

Length: 3

- Don't Know
- Refuse
- Empty

- On Input
- On Output

Array:

Special Instructions: NOTE: See EQB_CMB for how to set this field.

Valid Values: 120, 130, 140, 150, 160, 170, 210, 220

Instrument SAS Name: APPRPB5

Destination Data Set: EEQB

Sponsor Field Type: C

Report Section: 07

Field

APPRPB6
BTABLE.BROW.APPRPB6

Description:

Form Pane Label:

SAS Name: APPRPB6

Tag Name:

Inherited Universe:

Universe:

Universe Description:

Question Text:

Type: String

Length: 3

- Don't Know
- Refuse
- Empty

- On Input
- On Output

Array:

Special Instructions: NOTE: See EQB_CMB for how to set this field.

Valid Values: 120, 130, 140, 150, 160, 170, 210, 220

Instrument SAS Name: APPRPB6

Destination Data Set: EEQB

Sponsor Field Type: C

Report Section: 07

APPRPB7
BTABLE.BROW.APPRPB7

Field

Description:

Form Pane Label:

SAS Name: APPRPB7

Tag Name:

Inherited Universe:

Universe:

Universe Description:

Question Text:

Type: String

Length: 3

- Don't Know
- Refuse
- Empty

- On Input
- On Output

Array:

Special Instructions: NOTE: See EQB_CMB for how to set this field.

Valid Values: 120, 130, 140, 150, 160, 170, 210, 220

Instrument SAS Name: APPRPB7

Destination Data Set: EEQB

Sponsor Field Type: C

Report Section: 07

Field

APRPB8
BTABLE.BROW.APRPB8

Description:

Form Pane Label:

SAS Name: APRPB8

Tag Name:

Inherited Universe:

Universe:

Universe Description:

Question Text:

Type: String

Length: 3

Don't Know

Refuse

Empty

On Input

On Output

Array:

Special Instructions: NOTE: See EQB_CMB for how to set this field.

Valid Values: 120, 130, 140, 150, 160, 170, 210, 220

Instrument SAS Name: APRPB8

Destination Data Set: EEQB

Sponsor Field Type: C

Report Section: 07

REPAIRX_

Field

BTABLE.BROW.REPAIRX_

Description: Range edit flag for REPAIRX

Form Pane Label:

SAS Name: REPAIRX_

Tag Name:

Inherited Universe:

Universe:

Universe Description:

Question Text:

Type: String

Length: 2

Don't Know

Refuse

Empty

On Input

On Output

Array:

Special Instructions: NOTE: See ERR1_REPAIRX for how to set this field

Valid Values: A1 = Range edit failed

(ERR1 check was suppressed)

Blank = Range edit passed

Instrument SAS Name: REPAIRX_

Destination Data Set: EEQB

Sponsor Field Type: C

Report Section: 07

Sponsor Edits: FLAG

Field

EQB_STAT
BTABLE.BROW.EQB_STAT

Description: Record status

Form Pane Label:

SAS Name: REC_STAT

Tag Name:

Inherited Universe:

Universe:

Universe Description:

Question Text:

Type: String

Length: 1

Don't Know

Refuse

Empty

On Input

On Output

Array:

Special Instructions: NOTE: See EQBMORE for how to set this field

Valid Values: 1 = Active record

2 = Current month record

3 = Inactive record {set in processing}

Instrument SAS Name: EQB_STAT

Destination Data Set: EEQB

Sponsor Field Type: C

Report Section: 07

EQB_ORIG

Field

BTABLE.BROW.EQB_ORIG

Description: Record origin

Form Pane Label:

SAS Name: REC_ORIG

Tag Name:

Inherited Universe:

Universe:

Universe Description:

Question Text:

Type: String

Length: 1

Don't Know

Refuse

Empty

On Input

On Output

Array:

Special Instructions: NOTE: See EQBMORE for how to set this field

Valid Values: 1 = Data from current interview
2 = Data reported in previous quarter

Instrument SAS Name: EQB_ORIG

Destination Data Set: EEQB

Sponsor Field Type: C

Report Section: 07

Field

S7_END
S7_END

Description: End of Section 7

Form Pane Label:

SAS Name:

Tag Name:

Inherited Universe:

Universe:

Universe Description: ALL

Question Text:

Type: Classification

Length: 0

Don't Know

Refuse

Empty

On Input

On Output

Store Instructions: Set S7 End Flag

IF (Any BlockA.Row.EQB_ITEM = 99) OR (the table is full)

THEN set S7_END = Yes

Array:

Skip Instructions: Goto LP7_FLAG

Report Section: 07

S7_Sectcomp

S7_Sectcomp

Field

Description: End of Section 7

Form Pane Label:

SAS Name:

Tag Name:

Inherited Universe:

Universe:

Universe Description:

Question Text:

Type: Classification

Length: 0

- Don't Know
- Refuse
- Empty

- On Input
- On Output

Store Instructions: Set section complete flag

IF S7_END = 'Yes' then set SECTCOMP[7] = 'Yes'
ELSE set SECTCOMP[7] = 'No'

Array:

Skip Instructions: Exit block and goto Section 8A - BSECT08

Report Section: 07

Block

BSECT8
BSECT8

Description: Home Furnishings and Related Household Items

Tab Name: S8

Fly Over Name: S8 - Furniture

Universe Type: If

Inherited Universe:

Universe: bFront.START <> Transmit {3} AND bFront.START <> Quit {4} AND
bFront.START <> Noninterview {5} AND bFront.REPLACE_HH <> Yes {1} AND
bFront.REPLACE_SPAWN <> Continue {1} AND CE_INTRO = Continue {1}

Universe Description: ALL

Array:

Block Instructions: Section Labels:

Section 8, Part A - Home Furnishings and Related Household Items

Section 8, Part B - Rental, Leasing, or Repair of Furniture

S8A_INTRO

S8A_INTRO

Field

Description:

Form Pane Label: Introduction

SAS Name:

Tag Name: S8A_INTRO

Inherited Universe:

Universe:

Universe Description:

Question Text: Now I am going to ask about expenses for home furnishings and related household items.

Item Month Amount
(FURNDESC) (FURNMO) (FURNPURX)

Type: Enumerated

Length: 1

Answer List: TContinue

Value:	Mnemonic:	Description:
1	Continue	Enter 1 to Continue

- Don't Know
- Refuse
- Empty

- On Input
- On Output

Array:

Skip Instructions: Goto Bsect08L1.BTableA.Brow.FRA_ITEM

Instrument SAS Name: S8A_INTRO

Destination Data Set: EFRA

Report Section: 08A

Block

BSECT08L1
BSECT08L1

Description: Section 8A Block

Tab Name:

Fly Over Name:

Universe Type: If

Inherited Universe:

Universe:

Universe Description: ALL

Array:

Block Instructions: 1. Max # of rows: 34

2. This section is a laundry list. Follow the laundry list standards. (See the attachment on the field Laundry_List_Standards.)

3. Pre-chart

o Follow pre-chart standards. (See attachment on the field Prechart_Standards.)

o See the attachment on the variable Input_Setup_Specifications for specific prechart information

BTABLEA
BSECT08L1.BTABLEA

Block

Description: Section 8A - Table Level

Tab Name:

Fly Over Name:

Universe Type: If

Inherited Universe:

Universe: S8A_INTRO = Continue {1}

Universe Description:

Array:

Block Instructions:

Block

BROW
BSECT08L1.BTABLEA.BROW

Description: Section 8A - Row Level

Tab Name:

Fly Over Name:

Universe Type: While

Inherited Universe:

Universe: (FRA_ITEM(previous row) <> 99) AND (ROW # < 35)

Universe Description: Loop through questions until FRA_ITEM = 99 or the max number of rows has been reached

Array:

Block Instructions:

SoftLowerLimit

Field

BSECT08L1.BTABLEA.BROW.SoftLowerLimit

Description: Lower ranges for ERR1

Form Pane Label:

SAS Name:

Tag Name:

Inherited Universe:

Universe:

Universe Description:

Question Text:

Type: Integer

Length: 8

Min: 0

Max: 99999999

- Don't Know
- Refuse
- Empty

- On Input
- On Output

Store Instructions: SoftLowerLimit[1] := 21
SoftLowerLimit[2] := 10
SoftLowerLimit[3] := 5
SoftLowerLimit[4] := 21
SoftLowerLimit[5] := 11
SoftLowerLimit[6] := 73
SoftLowerLimit[7] := 15
SoftLowerLimit[8] := 25
SoftLowerLimit[9] := 10
SoftLowerLimit[10] := 10
SoftLowerLimit[11] := 5
SoftLowerLimit[12] := 7
SoftLowerLimit[13] := 6
SoftLowerLimit[14] := 10
SoftLowerLimit[15] := 5
SoftLowerLimit[16] := 5

SoftLowerLimit[17] := 1
SoftLowerLimit[18] := 5
SoftLowerLimit[19] := 5
SoftLowerLimit[20] := 5
SoftLowerLimit[21] := 3
SoftLowerLimit[22] := 6
SoftLowerLimit[23] := 5
SoftLowerLimit[24] := 5
SoftLowerLimit[25] := 5
SoftLowerLimit[26] := 5
SoftLowerLimit[27] := 5
SoftLowerLimit[28] := 5

Array:

Number of Elements: 40

Special Instructions: NOTE: Number of elements is set to 40 to be generic across sections and so if more options are added later this won't need to change.

SoftUpperLimit

Field

BSECT08L1.BTABLEA.BROW.SoftUpperLimit

Description: Upper ranges for ERR1

Form Pane Label:

SAS Name:

Tag Name:

Inherited Universe:

Universe:

Universe Description:

Question Text:

Type: Integer

Length: 8

Min: 0

Max: 99999999

- Don't Know
- Refuse
- Empty

- On Input
- On Output

Store Instructions: SoftUpperLimit[1] := 4999
SoftUpperLimit[2] := 2999
SoftUpperLimit[3] := 1500
SoftUpperLimit[4] := 3500
SoftUpperLimit[5] := 3999
SoftUpperLimit[6] := 7000
SoftUpperLimit[7] := 4309
SoftUpperLimit[8] := 2999
SoftUpperLimit[9] := 6999
SoftUpperLimit[10] := 1065
SoftUpperLimit[11] := 500
SoftUpperLimit[12] := 5999
SoftUpperLimit[13] := 1799
SoftUpperLimit[14] := 2499
SoftUpperLimit[15] := 1499
SoftUpperLimit[16] := 999

SoftUpperLimit[17] := 1999
SoftUpperLimit[18] := 799
SoftUpperLimit[19] := 298
SoftUpperLimit[20] := 599
SoftUpperLimit[21] := 649
SoftUpperLimit[22] := 1499
SoftUpperLimit[23] := 499
SoftUpperLimit[24] := 300
SoftUpperLimit[25] := 290
SoftUpperLimit[26] := 4999
SoftUpperLimit[27] := 4999
SoftUpperLimit[28] := 9999

Array:

Number of Elements: 40

Special Instructions: NOTE: Number of elements is set to 40 to be generic across sections and so if more options are added later this won't need to change.

FRA_ITEM

Field

BSECT08L1.BTABLEA.BROW.FRA_ITEM

Description: Purchased any of the furniture or equipment items

Form Pane Label: Item

SAS Name:

Tag Name: FRA_ITEM

Inherited Universe:

Universe:

Universe Description: All

Help Screen: H_S8A

Question Text: SCREEN 1 -----

 23 ? [F1]

Since the first of ^REF_MONTH, have ^YOU_ANYMEM purchased for ^YOU_YRCU or for someone outside of your household any --

• [Read each item on list](#)

SCREEN 2 -----

 24 ? [F1]

Have ^YOU_ANYMEM purchased any --

• [Read each item on list](#)

SCREEN 3 -----

 25 ? [F1]

Have ^YOU_ANYMEM purchased any --

• [Read each item on list](#)

SCREEN 4 -----

 26 ? [F1]

Have ^YOU_ANYMEM purchased any --

✦ [Read each item on list](#)

Fills: REF_MONTH

Instructions: Set REF_MONTH = 3 months before the interview.
 Calculated by taking the INTPER from record type 10 to come up with the base month to start from.

Fills: YOU_ANYMEM

Instructions: IF NUMHOUSE = 1 then fill "you"
 ELSE fill "you or any members of your household"

Fills: YOU_YRCU

Instructions: IF NUMHOUSE = 1 then fill "you"
 ELSE fill "your household"

Type: Enumerated

Length: 3

Answer List: tsec8altems

Value:	Mnemonic:	Description:
1	SOFAS	Sofas?
2	CHAIRS	Living room chairs?
3	TABLES	Living room tables?
4	RECITEMS	Ping-pong, pool tables, or other similar recreation room items?
5	OTHERFURN	Other living, family, or recreation room furniture?
6	COMBOS	Living room furniture combinations?
7	DININGKITCH	Dining room or kitchen furniture?
8	MATTRESS	Mattresses or box springs?
9	OTHERBED	Bedroom furniture other than mattresses or box springs?
10	INFANTSFURN	Infants furniture?
11	INFANTSEQ	Infants equipment?
12	OUTDOORFURN	Patio, porch, or outdoor furniture?
13	OUTDOOREQ	Barbeque grills or outdoor decorative items?
14	OFFICE	Office furniture for home use?
15	LIGHTING	Lamps, lighting fixtures, or ceiling fans?
16	OTHERDEC	Other household decorative items?
17	STORAGE	Closet and storage items?
18	TRAVELITEMS	Travel items including luggage?
19	FLATWARE	Stainless, silver, or other flatware?

20	NONELECCOOK	Non-electric cookware?
21	DININGPCS	Dishes, glasses, or serving pieces?
22	BEDLINENS	Bedroom linens?
23	BATHLINENS	Bathroom linens?
24	OTHLINENS	Kitchen, dining room, or other linens?
25	SLIPORPILLOWS	Slipcovers, decorative pillows, or cushions?
26	RUGS	Rugs or other non-permanent floor coverings, including carpet squares?
27	CURTAINS	Curtains or drapes?
28	BLINDS	Blinds, shades or other window coverings?
95	NoMore95	Continue
99	None	None/No more entries
888	Delete	Delete the line

- Don't Know
- Refuse
- Empty

- On Input
- On Output

Store Instructions: 1. Set FURNPURY as follows:

```
IF FRA_ITEM >= 1 AND FRA_ITEM < 95 THEN:  
  If FRA_ITEM = 1 then set FURNPURY = '100'  
  If FRA_ITEM = 2 then set FURNPURY = '101'  
  If FRA_ITEM = 3 then set FURNPURY = '102'  
  If FRA_ITEM = 4 then set FURNPURY = '104'  
  IF FRA_ITEM = 5 then set FURNPURY = '107'  
  IF FRA_ITEM = 6 then set FURNPURY = '106'  
  IF FRA_ITEM = 7 then set FURNPURY = '110'  
  IF FRA_ITEM = 8 then set FURNPURY = '120'  
  IF FRA_ITEM = 9 then set FURNPURY = '121'  
  IF FRA_ITEM = 10 then set FURNPURY = '130'  
  IF FRA_ITEM = 11 then set FURNPURY = '131'  
  IF FRA_ITEM = 12 then set FURNPURY = '140'  
  IF FRA_ITEM = 13 then set FURNPURY = '141'  
  IF FRA_ITEM = 14 then set FURNPURY = '150'  
  IF FRA_ITEM = 15 then set FURNPURY = '171'  
  IF FRA_ITEM = 16 then set FURNPURY = '173'  
  IF FRA_ITEM = 17 then set FURNPURY = '180'  
  IF FRA_ITEM = 18 then set FURNPURY = '181'  
  IF FRA_ITEM = 19 then set FURNPURY = '192'  
  IF FRA_ITEM = 20 then set FURNPURY = '196'  
  IF FRA_ITEM = 21 then set FURNPURY = '199'  
  IF FRA_ITEM = 22 then set FURNPURY = '200'  
  IF FRA_ITEM = 23 then set FURNPURY = '201'
```

IF FRA_ITEM = 24 then set FURNPURY = '206'
IF FRA_ITEM = 25 then set FURNPURY = '205'
IF FRA_ITEM = 26 then set FURNPURY = '212'
IF FRA_ITEM = 27 then set FURNPURY = '214'
IF FRA_ITEM = 28 then set FURNPURY = '215'

2. Set Item2Shadow = FRA_ITEM

Array:

- Special Instructions:**
1. Answer list options should be in bold black except 95, 99 and 888, they should be in regular black.
(Once an answer list option is selected and the "Any more" question is answered, the answer list description color should be changed to regular blue.)
 2. For screen 1, display Answer list options 1-9, 95, 888
For screen 2, display Answer list options 10-14, 95, 888
For screen 3, display Answer list options 15-21, 95, 888
For screen 4, display Answer list options 22-28, 99, 888
 3. IF FRA_ITEM = 888 then "SHOW" the fields in the row

Skip Instructions: 1-28: IF FRA_ITEM <> Item2Shadow then goto CK_ITEM
Goto FURNDISC

95: Goto FRA_ITEM for the next row

99: Exit the table and goto S8A_END

888: IF ROW number = 34 then exit the table and goto S8A_END
ELSE goto FRA_ITEM for the next row

Instrument SAS Name: FRA_ITEM

Destination Data Set: EFRA

Sponsor Field Type: C

Report Section: 08A

CK_ITEM

Check

BSECT08L1.BTABLEA.BROW.CK_ITEM

Description: After a row is completed, the user has backed up and changed the item number to another valid item number

Inherited Universe:

Universe: FRA_ITEM was changed to another valid item number

Universe Description: After a row is completed, the user has backed up and changed the item number to another valid item number

Text: ♦ [Press "S" to change this item code and enter new data](#)

[Press ENTER to re-enter the original item code: ^OldItem](#)

Check Instructions: IF SUPPRESSED then set all fields in this row to EMPTY:
FURNDISC, FURNGFTC, FURNMO, FURNPURX, FRA_C, FRA_CMB,
FRASTORE,
FRAPURCH, FRALOC, FRALOCST, FRAMORE, EditResult_2, FURN_URX,
EditResult_3, FRA_STAT, FRA_ORIG

Type: Soft

Skip Instructions: SUPPRESS: Goto FURNDISC

All others, go back to FRA_ITEM

Fills: OldItem

Instructions: Fill entry in Item2Shadow

Field

FURNDESC
BSECT08L1.BTABLEA.BROW.FURNDESC

Description: What did you purchase?

Form Pane Label: Description

SAS Name: FURNDESC

Tag Name: FURNDESC

Inherited Universe:

Universe: NOT (FRA_ITEM IN [NoMore95, NoMore99,DeleteLine]) AND FRA_ITEM <> EMPTY

Universe Description: All, except FRA_ITEM = 95, 99 and 888

Question Text: What did you purchase?

<u>Item</u>	<u>Month</u>	<u>Amount</u>
(FURNDESC)	(FURNMO)	(FURNPURX)

Type: String

Length: 30

- Don't Know
- Refuse
- Empty

- On Input
- On Output

Store Instructions: Pre-Fill FURNDESC:

```
IF FURNDESC = EMPTY THEN
  If FRA_ITEM = 1 then set FURNDESC = 'Sofas'
  If FRA_ITEM = 2 then set FURNDESC = 'Living room chairs'
  If FRA_ITEM = 3 then set FURNDESC = 'Living room tables'
  If FRA_ITEM = 4 then set FURNDESC = 'Ping-pong, pool tables or othe'
  If FRA_ITEM = 5 then set FURNDESC = 'Other living room furniture'
  If FRA_ITEM = 6 then set FURNDESC = 'Living room furniture combinat'
  If FRA_ITEM = 7 then set FURNDESC = 'Dining room/Kitchen furn.'
  If FRA_ITEM = 8 then set FURNDESC = 'Mattresses/box springs'
  If FRA_ITEM = 9 then set FURNDESC = 'Bedroom furniture'
  If FRA_ITEM = 10 then set FURNDESC = 'Infants furniture'
  If FRA_ITEM = 11 then set FURNDESC = 'Infants equipment'
  If FRA_ITEM = 12 then set FURNDESC = 'Patio/porch/outdoor furn.'
  If FRA_ITEM = 13 then set FURNDESC = 'Barbeque grills or outdoor dec'
  If FRA_ITEM = 14 then set FURNDESC = 'Office furniture for home'
```

If FRA_ITEM = 15 then set FURNDESC = 'Lamps/lighting fixture/ceiling fan'
If FRA_ITEM = 16 then set FURNDESC = 'Other decorative items'
If FRA_ITEM = 17 then set FURNDESC = 'Closet and storage items'
If FRA_ITEM = 18 then set FURNDESC = 'Travel items including luggage'
If FRA_ITEM = 19 then set FURNDESC = 'Stainless/silver/other flatwar'
If FRA_ITEM = 20 then set FURNDESC = 'Non-electric cookware'
If FRA_ITEM = 21 then set FURNDESC = 'Dishes/glasses/serving pieces'
If FRA_ITEM = 22 then set FURNDESC = 'Bedroom linens'
If FRA_ITEM = 23 then set FURNDESC = 'Bathroom linens'
If FRA_ITEM = 24 then set FURNDESC = 'Kitchen/dining room/other linens'
If FRA_ITEM = 25 then set FURNDESC = 'Slipcovers/pillows/cushions'
If FRA_ITEM = 26 then set FURNDESC = 'Rugs/floor coverings'
If FRA_ITEM = 27 then set FURNDESC = 'Curtains/drapes'
If FRA_ITEM = 28 then set FURNDESC = 'Blinds/shades/coverings'

Array:

Skip Instructions: Goto FURNMO

Instrument SAS Name: FURNDESC

Destination Data Set: EFRA

Sponsor Field Type: C

Report Section: 08A

Field

FURNMO
BSECT08L1.BTABLEA.BROW.FURNMO

Description: In what month did you purchase it?

Form Pane Label: Month

SAS Name: FURNMO

Tag Name: FURNMO

Inherited Universe:

Universe: NOT (FRA_ITEM IN [NoMore95, NoMore99,DeleteLine]) AND FRA_ITEM <> EMPTY

Universe Description: All, except FRA_ITEM = 95, 99 and 888

Question Text: In what month did you purchase it?

Item Month Amount
(FURNDESC) (FURNMO) (FURNPURX)

Type: Enumerated

Length: 2

Answer List: TMONTH

Value:	Mnemonic:	Description:
1	Jan	January
2	Feb	February
3	Mar	March
4	Apr	April
5	May	May
6	Jun	June
7	Jul	July
8	Aug	August
9	Sep	September
10	Oct	October
11	Nov	November
12	Dec	December

Don't Know

Refuse

Empty

On Input
 On Output

Array:

Special Instructions: Only display answer options for the 4 months that are the reference month through the current month. (ref_monthnum, two_monthnum, last_monthnum, and cur_monthnum)

Note: Blaise does not allow non-displayed options to be selected

Skip Instructions: Goto FURNGFTC

Instrument SAS Name: FURNMO

Destination Data Set: EFRA

Sponsor Field Type: C

Report Section: 08A

Field

FURNGFTC

BSECT08L1.BTABLEA.BROW.FURNGFTC

Description: Was this purchased for someone inside or outside of your CU?

Form Pane Label: Who

SAS Name: FURNGFTC

Tag Name: FURNGFTC

Inherited Universe:

Universe: NOT (FRA_ITEM IN [NoMore95, NoMore99,DeleteLine]) AND FRA_ITEM <> EMPTY

Universe Description: All, except FRA_ITEM = 95, 99 and 888

Question Text: Was this purchased for your household or for someone outside of your household?

Item Month Amount
(FURNDESC) (FURNMO) (FURNPURX)

Type: Enumerated

Length: 1

Answer List: TUsedByCUOrOutside

Value:	Mnemonic:	Description:
1	CU	For use by household
2	NonCu	For someone outside the household

- Don't Know
- Refuse
- Empty

- On Input
- On Output

Array:

Skip Instructions: Goto FURNPURX

Instrument SAS Name: FURNGFTC

Destination Data Set: EFRA

Sponsor Field Type: C

Report Section: 08A

Field

FURNPURX
BSECT08L1.BTABLEA.BROW.FURNPURX

Description: What was the purchase price?

Form Pane Label: Amount

SAS Name: FURNPURX

Tag Name: FURNPURX

Inherited Universe:

Universe: NOT (FRA_ITEM IN [NoMore95, NoMore99,DeleteLine]) AND FRA_ITEM <> EMPTY

Universe Description: All, except FRA_ITEM = 95, 99 and 888

Question Text: What was the purchase price? Please include any sales tax with the cost, as well as any shipping and handling charges with the cost of any item that was shipped.

Item Month Amount
(FURNDISC) (FURNMO) (FURNPURX)

Type: Integer

Length: 7

Min: 1

Max: 999999

Don't Know
 Refuse
 Empty

On Input
 On Output

Store Instructions: IF FURNPURX is in range, DK or RF then set FURN_URX = EMPTY

Array:

Special Instructions: Display a \$ and comma in the entry field

Skip Instructions: 1-999999: IF FURNPURX < SoftLowerLimit[FRA_ITEM] or FURNPURX > SoftUpperLimit[FRA_ITEM]
then goto ERR1_FURNPURX
ELSEIF FRA_ITEM and FURNPURX for this record are equal to any records
data on

the pre-chart/input then goto ERR_DUP
ELSE goto FRA_C

DK,RF: Goto FRA_C

Instrument SAS Name: FURNPURX

Destination Data Set: EFRA

Sponsor Field Type: N

Report Section: 08A

Check

ERR1_FURNPURX
BSECT08L1.BTABLEA.BROW.ERR1_FURNPURX

Description: Out of Range Check

Inherited Universe:

Universe: (FURNPURX < SoftLowerLimit[FRA_ITEM] or FURNPURX >
SoftUpperLimit[FRA_ITEM])
AND FURNPURX = RESPONSE

Universe Description:

Text: ♦ THE VALUE ENTERED IS UNUSUALLY HIGH OR LOW

PLEASE VERIFY AND IF CORRECT, ENTER ITEM LEVEL NOTE

Check Instructions: IF Suppressed then set FURN_URX = 'A1'

Type: Soft

Skip Instructions: Suppress: Goto FRA_C

All others, go back to FURNPURX

ERR_DUP

Check

BSECT08L1.BTABLEA.BROW.ERR_DUP

Description: Check for Possible Duplicate Reporting

Inherited Universe:

Universe: FURNPURX = RESPONSE AND (FRA_ITEM and FURNPURX equal any SCIF records FRA_ITEM and FURNPURX)

Universe Description: Amount is not DK/RF and (item and amount is the same as one of the records on the SCIF)

Text: ♦ This item appears to be the same as one reported last interview.

Please verify to avoid duplicate reporting

If this is a duplicate item, enter 888 to delete line.

Check Instructions:

Type: Soft

Skip Instructions: Suppress: Goto FRA_C

All others, go back to FURNPURX

Field

FRA_C
BSECT08L1.BTABLEA.BROW.FRA_C

Description:

Form Pane Label: C

SAS Name:

Tag Name: FRA_C

Inherited Universe:

Universe: NOT (FRA_ITEM IN [NoMore95, NoMore99,DeleteLine]) AND FRA_ITEM <> EMPTY

Universe Description: All, except FRA_ITEM = 95, 99 and 888

Question Text: * Enter 'C' for a combined expense.

Type: String

Length: 1

- Don't Know
- Refuse
- Empty

- On Input
- On Output

Array:

Skip Instructions: C: IF [((FRA_ITEM = 1, 2, 3, 5, 7-10, 12, or 25-28) and (Rt10.POPGRP = 07 or 08))
OR

((FRA_ITEM = 4, 11 or 18) and (Rt10.POPGRP = 01 or 02)) OR

(FRA_ITEM = 13 and (Rt10.POPGRP = 09 or 10)) OR

((FRA_ITEM = 15, 16, or 19-21) and (Rt10.POPGRP = 03 or 04)) OR

((FRA_ITEM = 22-24) and (Rt10.POPGRP = 15 or 16)) OR

((FRA_ITEM = 4 or 20) and (Rt10.POPGRP = 17)) OR

((FRA_ITEM = 11) and (Rt10.POPGRP = 18)) OR

((FRA_ITEM = 1, 2, 3, 5, 7-10, 12, 22-28) and (Rt10.POPGRP = 19))] then goto

FRASTORE

ELSE goto FRA_CMB

Empty: Goto FRAMORE

IF anything other than an 'C' or the Enter key is entered
then goto CK_C

Instrument SAS Name: S8ACMB_S

Destination Data Set: EFRA

Report Section: 08A

Check

CK_C
BSECT08L1.BTABLEA.BROW.CK_C

Description: C field can only contain a 'C' or EMPTY

Inherited Universe:

Universe: FRA_C <> 'C' AND FRA_C <> EMPTY

Universe Description: Entry other than C or Enter

Text: * [Not a Valid Entry](#)

Check Instructions:

Type: Hard

Skip Instructions: Go back to FRA_C

FRA_CMB

Field

BSECT08L1.BTABLEA.BROW.FRA_CMB

Description: Combined codes

Form Pane Label: Combined codes

SAS Name:

Tag Name: FRA_CMB

Inherited Universe:

Universe: FRA_C = 'C'

Universe Description: Purchase was combined with others

Help Screen: H_S8A

Question Text:  23-26 ? [F1]

What was combined with ^FRA_CMB_Fill?

◆ Enter all that apply, separate with commas.

<u>Item</u>	<u>Month</u>	<u>Amount</u>
(FURNDESC)	(FURNMO)	(FURNPURX)

Fills: FRA_CMB_Fill

Instructions: IF FRA_ITEM = 1 then fill 'sofas'

ELSEIF FRA_ITEM = 2 then fill 'living room chairs'

ELSEIF FRA_ITEM = 3 then fill 'living room tables'

ELSEIF FRA_ITEM = 4 then fill 'ping-pong, pool tables, or other similar recreation room items'

ELSEIF FRA_ITEM = 5 then fill 'other living, family, or recreation room furniture'

ELSEIF FRA_ITEM = 6 then fill 'living room furniture combinations'

ELSEIF FRA_ITEM = 7 then fill 'dining room or kitchen furniture'

ELSEIF FRA_ITEM = 8 then fill 'mattresses or box springs'

ELSEIF FRA_ITEM = 9 then fill 'bedroom furniture'

ELSEIF FRA_ITEM = 10 then fill 'infants furniture'

ELSEIF FRA_ITEM = 11 then fill 'infants equipment'

ELSEIF FRA_ITEM = 12 then fill 'patio, porch or outdoor furniture'

ELSEIF FRA_ITEM = 13 then fill 'barbeque grills or outdoor decorative items'

ELSEIF FRA_ITEM = 14 then fill 'office furniture for home use'

ELSEIF FRA_ITEM = 15 then fill 'lamps, lighting fixtures, or ceiling fans'

ELSEIF FRA_ITEM = 16 then fill 'other household decorative items'

ELSEIF FRA_ITEM = 17 then fill 'closet and storage items'

ELSEIF FRA_ITEM = 18 then fill 'travel items including luggage'

ELSEIF FRA_ITEM = 19 then fill 'stainless, silver, or other flatware'

ELSEIF FRA_ITEM = 20 then fill 'non-electric cookware'
ELSEIF FRA_ITEM = 21 then fill 'dishes, glasses, or serving pieces'
ELSEIF FRA_ITEM = 22 then fill 'bedroom linens'
ELSEIF FRA_ITEM = 23 then fill 'bathroom linens'
ELSEIF FRA_ITEM = 24 then fill 'kitchen, dining room, or other linens'
ELSEIF FRA_ITEM = 25 then fill 'slipcovers, decorative pillows, or cushions'
ELSEIF FRA_ITEM = 26 then fill 'rugs'
ELSEIF FRA_ITEM = 27 then fill 'curtains or drapes'
ELSEIF FRA_ITEM = 28 then fill 'blinds, shades, or other window coverings'

Type: Set

Max Number of Values: 38

Length: 2

Answer List: TSec8aCCItems

Value:	Mnemonic:	Description:
1	Sofa	Sofas
2	Chairs	Living room chairs
3	Tables	Living room tables
4	RECITEMS	Ping-pong, pool tables, or other similar recreation room items
5	OTHERFURN	Other living room, family, or recreation room furniture including desks, wall units, and shelving
6	COMBO	Living room furniture combinations
7	DININGKITCH	Dining room or kitchen furniture
8	MATTRESS	Mattresses or box springs
9	OTHERBED	Bedroom furniture other than mattresses or box springs
10	INFANTSFURN	Infants furniture
11	INFANTSEQ	Infants equipment
12	OUTDOORFURN	Patio, porch, or outdoor furniture
13	OUTDOOREQ	Barbeque grills or outdoor decorative items
14	OFFICE	Office furniture for home use
15	LIGHTING	Lamps, lighting fixtures, or ceiling fans
16	OTHERDEC	Other household decorative items
17	STORAGE	Closet and storage items
18	TRAVELITEMS	Travel items including luggage
19	FLATWARE	Stainless, silver, or other flatware
20	NONELECCOOK	Non-electric cookware
21	DININGPCS	Dishes, glasses, or serving pieces
22	BEDLINENS	Bedroom linens
23	BATHLINENS	Bathroom linens
24	DININGKITLINENS	Kitchen, dining room, or other linens

25	SLIPORPILLOWS	Slipcovers, decorative pillows, or cushions
26	RUGS	Rugs or other non-permanent floor coverings, including carpet squares
27	CURTAINS	Curtains or drapes
28	BLINDS	Blinds, shades, or other window coverings
77	MISC	Misc. Combined (unable to specify/DK)

- Don't Know
- Refuse
- Empty

- On Input
- On Output

Store Instructions: For each item selected in FRA_CMB, store the appropriate item code in FRNPRY1 - FRNPRY29. (The first entry in FRA_CMB should be recoded and stored in FRNPRY1, the 2nd entry in FRNPRY2, and so forth.) Recode as follows:

```
IF FRA_CMBx = 1 then set FRNPRYx = '100'  
ELSEIF FRA_CMBx = 2 then set FRNPRYx = '101'  
ELSEIF FRA_CMBx = 3 then set FRNPRYx = '102'  
ELSEIF FRA_CMBx = 4 then set FRNPRYx = '104'  
ELSEIF FRA_CMBx = 5 then set FRNPRYx = '107'  
ELSEIF FRA_CMBx = 6 then set FRNPRYx = '106'  
ELSEIF FRA_CMBx = 7 then set FRNPRYx = '110'  
ELSEIF FRA_CMBx = 8 then set FRNPRYx = '120'  
ELSEIF FRA_CMBx = 9 then set FRNPRYx = '121'  
ELSEIF FRA_CMBx = 10 then set FRNPRYx = '130'  
ELSEIF FRA_CMBx = 11 then set FRNPRYx = '131'  
ELSEIF FRA_CMBx = 12 then set FRNPRYx = '140'  
ELSEIF FRA_CMBx = 13 then set FRNPRYx = '141'  
ELSEIF FRA_CMBx = 14 then set FRNPRYx = '150'  
ELSEIF FRA_CMBx = 15 then set FRNPRYx = '171'  
ELSEIF FRA_CMBx = 16 then set FRNPRYx = '173'  
ELSEIF FRA_CMBx = 17 then set FRNPRYx = '180'  
ELSEIF FRA_CMBx = 18 then set FRNPRYx = '181'  
ELSEIF FRA_CMBx = 19 then set FRNPRYx = '192'  
ELSEIF FRA_CMBx = 20 then set FRNPRYx = '196'  
ELSEIF FRA_CMBx = 21 then set FRNPRYx = '199'  
ELSEIF FRA_CMBx = 22 then set FRNPRYx = '200'  
ELSEIF FRA_CMBx = 23 then set FRNPRYx = '201'  
ELSEIF FRA_CMBx = 24 then set FRNPRYx = '206'  
ELSEIF FRA_CMBx = 25 then set FRNPRYx = '205'  
ELSEIF FRA_CMBx = 26 then set FRNPRYx = '212'  
ELSEIF FRA_CMBx = 27 then set FRNPRYx = '214'  
ELSEIF FRA_CMBx = 28 then set FRNPRYx = '215'  
ELSEIF FRA_CMBx = 77 then set FRNPRYx = '900'
```

Array:

Skip Instructions: IF [((FRA_ITEM = 1, 2, 3, 5, 7-10, 12, or 25-28) and (Rt10.POPGRP = 07 or 08)) OR
((FRA_ITEM = 4, 11 or 18) and (Rt10.POPGRP = 01 or 02)) OR
(FRA_ITEM = 13 and (Rt10.POPGRP = 09 or 10)) OR
((FRA_ITEM = 15, 16, or 19-21) and (Rt10.POPGRP = 03 or 04)) OR
((FRA_ITEM = 22-24) and (Rt10.POPGRP = 15 or 16)) OR
((FRA_ITEM = 4 or 20) and (Rt10.POPGRP = 17)) OR
((FRA_ITEM = 11) and (Rt10.POPGRP = 18)) OR
((FRA_ITEM = 1, 2, 3, 5, 7-10, 12, 22-28) and (Rt10.POPGRP = 19))] then goto
FRASTORE

ELSE goto FRAMORE

Instrument SAS Name: S8A_CMB

Destination Data Set: EFRA

Report Section: 08A

FRASTORE

Field

BSECT08L1.BTABLEA.BROW.FRASTORE

Description: Where Purchased

Form Pane Label: Store

SAS Name: FRASTORE

Tag Name: FRASTORE

Inherited Universe:

Universe: ((FRA_ITEM = 1-3, 5, 7-10, 12, or 25-28) and (VAL(Rt10.POPGRP) = 7 or VAL(Rt10.POPGRP) = 8)) OR
((FRA_ITEM = 4, 11 or 18) and (VAL(Rt10.POPGRP) = 1 or VAL(Rt10.POPGRP) = 2)) OR
(FRA_ITEM = 13 and (VAL(Rt10.POPGRP) = 9 or VAL(Rt10.POPGRP) = 10)) OR
((FRA_ITEM = 15, 16, or 19-21) and (VAL(Rt10.POPGRP) = 3 or VAL(Rt10.POPGRP) = 4)) OR
((FRA_ITEM = 22-24) and (VAL(Rt10.POPGRP) = 15 or VAL(Rt10.POPGRP) = 16)) OR
(FRA_ITEM = 4 or 20) and (VAL(Rt10.POPGRP) = 17)) OR
(FRA_ITEM = 11) and (VAL(Rt10.POPGRP) = 18)) OR
(FRA_ITEM = 1-3, 5, 7-10, 12, 22-28) and (VAL(Rt10.POPGRP) = 19))

Universe Description:

Question Text: What is the name of the business where this was purchased?

✦ [Enter store, website, or company name](#)

Type: String

Length: 45

Don't Know
 Refuse
 Empty

On Input
 On Output

Array:

Special Instructions: If UPPERCASE ENTRY contains '.COM' then set APBPURCH = 1 and "keep" and "Show"

Skip Instructions: ENTRY: IF uppercase entry = 'GROUPON' or 'GROUPON.COM' then

```
goto ERR_GROUPON  
ELSEIF UPPERCASE ENTRY contains '.COM' then goto FRAMORE  
ELSE goto FRAPURCH
```

DK,RF: Goto FRAMORE

Instrument SAS Name: FRASTORE

Destination Data Set: EFRA

Sponsor Field Type: C

Report Section: 08A

Date Implemented (YYYY-MM-DD): July 2018

ERR_GROUPON

Check

BSECT08L1.BTABLEA.BROW.ERR_GROUPON

Description: Groupon Check

Inherited Universe:

Universe: UPPERCASE(FRASTORE) = 'GROUPON' or 'GROUPON.COM'

Universe Description:

Text: * ENTER THE STORE OR COMPANY THAT THE GROUPON IS FOR.

DO NOT ENTER "GROUPON"

Check Instructions:

Type: Soft

Skip Instructions: Suppress: IF UPPERCASE entry in FRASTORE contains '.COM' then goto
FRAMORE
ELSE goto FRAPURCH

All others, go back to FRASTORE

Field

FRAPURCH
BSECT08L1.BTABLEA.BROW.FRAPURCH

Description: Purchased Online or in person

Form Pane Label: Online

SAS Name: FRAPURCH

Tag Name: FRAPURCH

Inherited Universe:

Universe: FRASTORE = RESPONSE AND (UPPERCASE(FRASTORE) does not contain
'COM')

Universe Description:

Question Text: Was this paid for -

Type: Enumerated

Length: 1

Answer List: TOnline

Value:	Mnemonic:	Description:
1	Online	Online?
2	InPerson	In person?
3	MailTel	By mail or telephone order?
4	Other	Other

- Don't Know
- Refuse
- Empty

- On Input
- On Output

Array:

Special Instructions: Answer list descriptions for options 1-3 should be bold black

Skip Instructions: 1,3,4,DK,RF: Goto FRAMORE

2: Goto FRALOC

Instrument SAS Name: FRAPURCH

Destination Data Set: EFRA

Sponsor Field Type: C

Report Section: 08A

Date Implemented (YYYY-MM-DD): July 2018

Field

FRALOC
BSECT08L1.BTABLEA.BROW.FRALOC

Description: Purchase location - City

Form Pane Label: Location - City

SAS Name: FRALOC

Tag Name: FRALOC

Inherited Universe:

Universe: FRAPURCH = InPerson {2}

Universe Description: Purchased in person

Question Text: In what city is ^FRASTORE_Fill located?

Fills: FRASTORE_Fill

Instructions: Fill entry in FRASTORE

Type: String

Length: 45

Don't Know
 Refuse
 Empty

On Input
 On Output

Array:

Skip Instructions: Goto FRALOCST

Instrument SAS Name: FRALOC

Destination Data Set: EFRA

Sponsor Field Type: C

Report Section: 08A

Date Implemented (YYYY-MM-DD): July 2018

FRALOCST

Field

BSECT08L1.BTABLEA.BROW.FRALOCST

Description: Purchase location - State

Form Pane Label: State

SAS Name: FRALOCST

Tag Name: FRALOCST

Inherited Universe:

Universe: FRAPURCH = InPerson {2}

Universe Description: Purchased in person

Help Screen: H_DESTCODE

Question Text: ? [F1]

In what state is ^FRASTORE_Fill located?

✦ [Enter the two character state abbreviation](#)

Fills: FRASTORE_Fill

Instructions: Fill entry in FRASTORE

Type: String

Length: 2

Don't Know
 Refuse
 Empty

On Input
 On Output

Array:

Special Instructions: Use answer type TState - STRING[2], display width 4

Skip Instructions: IF entry is not a valid state abbreviation and entry is not 'XX' then
goto CK_FRALOCST

ELSE goto FRAMORE

Instrument SAS Name: FRALOCST

Destination Data Set: EFRA

Sponsor Field Type: C

Report Section: 08A

Date Implemented (YYYY-MM-DD): July 2018

CK_FRALOCST

Check

BSECT08L1.BTABLEA.BROW.CK_FRALOCST

Description: Not a valid state abbreviation

Inherited Universe:

Universe: (FRALOCST is not a valid state abbreviation) AND FRALOCST <> 'XX' AND
FRALOCST = RESPONSE

Universe Description: State abbreviation entered is not valid

Text: * [Not a valid state abbreviation](#)

Check Instructions:

Type: Hard

Skip Instructions: Go back to FRALOCST

Field

FRAMORE
BSECT08L1.BTABLEA.BROW.FRAMORE

Description: Did you purchase any other

Form Pane Label: Any More

SAS Name:

Tag Name: FRAMORE

Inherited Universe:

Universe: NOT (FRA_ITEM IN [NoMore95, NoMore99,DeleteLine]) AND FRA_ITEM <> EMPTY

Universe Description: All except FRA_ITEM = 95, 99 and 888

Question Text: Did you purchase any other ^FRAMORE_Fill?

<u>Item</u>	<u>Month</u>	<u>Amount</u>
(FURNDESC)	(FURNMO)	(FURNPURX)

Fills: FRAMORE_Fill

Instructions: IF FRA_ITEM = 1 then fill 'sofas'

ELSEIF FRA_ITEM = 2 then fill 'living room chairs'

ELSEIF FRA_ITEM = 3 then fill 'living room tables'

ELSEIF FRA_ITEM = 4 then fill 'ping-pong, pool tables, or other similar recreation room items'

ELSEIF FRA_ITEM = 5 then fill 'living, family, or recreation room furniture'

ELSEIF FRA_ITEM = 6 then fill 'living room furniture combinations'

ELSEIF FRA_ITEM = 7 then fill 'dining room or kitchen furniture'

ELSEIF FRA_ITEM = 8 then fill 'mattresses or box springs'

ELSEIF FRA_ITEM = 9 then fill 'bedroom furniture other than mattresses or box springs'

ELSEIF FRA_ITEM = 10 then fill 'infants furniture'

ELSEIF FRA_ITEM = 11 then fill 'infants equipment'

ELSEIF FRA_ITEM = 12 then fill 'patio, porch or outdoor furniture'

ELSEIF FRA_ITEM = 13 then fill 'barbeque grills or outdoor decorative items'

ELSEIF FRA_ITEM = 14 then fill 'office furniture for home use'

ELSEIF FRA_ITEM = 15 then fill 'lamps, lighting fixtures, or ceiling fans'

ELSEIF FRA_ITEM = 16 then fill 'household decorative items'

ELSEIF FRA_ITEM = 17 then fill 'closet and storage items'

ELSEIF FRA_ITEM = 18 then fill 'travel items including luggage'

ELSEIF FRA_ITEM = 19 then fill 'stainless, silver, or other flatware'

ELSEIF FRA_ITEM = 20 then fill 'non-electric cookware'

ELSEIF FRA_ITEM = 21 then fill 'dishes, glasses, or serving pieces'

ELSEIF FRA_ITEM = 22 then fill 'bedroom linens'

ELSEIF FRA_ITEM = 23 then fill 'bathroom linens'

ELSEIF FRA_ITEM = 24 then fill 'kitchen, dining room, or other linens'
ELSEIF FRA_ITEM = 25 then fill 'slipcovers, decorative pillows or cushions'
ELSEIF FRA_ITEM = 26 then fill 'rugs or other non-permanent floor coverings, including carpet squares'
ELSEIF FRA_ITEM = 27 then fill 'curtains or drapes'
ELSEIF FRA_ITEM = 28 then fill 'blinds, shades, or other window coverings'

Type: Enumerated
Length: 1

Answer List: TYesNo

Value:	Mnemonic:	Description:
1	Yes	Yes
2	No	No

- Don't Know
- Refuse
- Empty

- On Input
- On Output

Store Instructions: Set Record Origin and Record Status

IF FRAMORE = RESPONSE or FRAMORE = NONRESPONSE then
set FRA_ORIG = '1'

IF FURNMO = current month then set FRA_STAT = '2'
ELSE set FRA_STAT = '1'
END

Array:

Special Instructions: IF FRAMORE = Yes {1} and row number <> 34 THEN
pre-fill FRA_ITEM and FURNDISC for the next
row with the same information as the current row.

Skip Instructions: 1: IF ROW number = 34 then goto ERR_MAX
ELSE goto FRA_ITEM for the next row

2,DK,RF: IF ROW number = 34 then exit the table and goto S8_END
ELSE goto FRA_ITEM for the next row

Instrument SAS Name: FRAMORE

Destination Data Set: EFRA

Report Section: 08A

ERR_MAX

Check

BSECT08L1.BTABLEA.BROW.ERR_MAX

Description: Max Number of Rows Reached

Inherited Universe:

Universe: FRAMORE = Yes {1} AND (Row Number = 34)

Universe Description: Yes, there are more expenses, but there are no more empty rows in the grid

Text: ♦ [No more rows can be added](#)

Check Instructions:

Type: Hard

Skip Instructions: Go back to FRAMORE

Field

FURNPURY
BSECT08L1.BTABLEA.BROW.FURNPURY

Description: 3 digit home furnishing code

Form Pane Label:

SAS Name: FURNPURY

Tag Name:

Inherited Universe:

Universe:

Universe Description:

Question Text:

Type: String

Length: 3

Don't Know

Refuse

Empty

On Input

On Output

Array:

Special Instructions: NOTE: See FRA_ITEM for how to set this field

Valid Values: 100-102, 104, 106, 107, 110, 120, 121, 130,
131, 140, 141, 150, 171, 173, 180, 181, 192,
196, 199,
200, 201, 205, 206, 212, 214, 215

Instrument SAS Name: FURNPURY

Destination Data Set: EFRA

Sponsor Field Type: C

Report Section: 08A

FRNPRY1

Field

BSECT08L1.BTABLEA.BROW.FRNPY1

Description: Combined expense - code

Form Pane Label:

SAS Name: FRNPRY1

Tag Name:

Inherited Universe:

Universe:

Universe Description:

Question Text:

Type: String

Length: 3

Don't Know

Refuse

Empty

On Input

On Output

Array:

Special Instructions: NOTE: See FRA_CMB for how to set this field

Valid Values: 100-102, 104, 106, 107, 110, 120, 121, 130,
131, 140, 141, 150, 171, 173, 180, 181, 192,
196, 199,
200, 201, 205, 206, 212, 214, 215, 900

Instrument SAS Name: FRNPRY1

Destination Data Set: EFRA

Sponsor Field Type: C

Report Section: 08A

Field

FRNPRY2
BSECT08L1.BTABLEA.BROW.FRNPY2

Description:

Form Pane Label:

SAS Name: FRNPRY2

Tag Name:

Inherited Universe:

Universe:

Universe Description:

Question Text:

Type: String

Length: 3

- Don't Know
- Refuse
- Empty

- On Input
- On Output

Array:

Special Instructions: NOTE: See FRA_CMB for how to set this field

Valid Values: 100-102, 104, 106, 107, 110, 120, 121, 130,
131, 140, 141, 150, 171, 173, 180, 181, 192,
196, 199,
200, 201, 205, 206, 212, 214, 215, 900

Instrument SAS Name: FRNPRY2

Destination Data Set: EFRA

Sponsor Field Type: C

Report Section: 08A

FRNPRY3

Field

BSECT08L1.BTABLEA.BROW.FRNPY3

Description:

Form Pane Label:

SAS Name: FRNPRY3

Tag Name:

Inherited Universe:

Universe:

Universe Description:

Question Text:

Type: String

Length: 3

- Don't Know
- Refuse
- Empty

- On Input
- On Output

Array:

Special Instructions: NOTE: See FRA_CMB for how to set this field

Valid Values: 100-102, 104, 106, 107, 110, 120, 121, 130,
131, 140, 141, 150, 171, 173, 180, 181, 192,
196, 199,
200, 201, 205, 206, 212, 214, 215, 900

Instrument SAS Name: FRNPRY3

Destination Data Set: EFRA

Sponsor Field Type: C

Report Section: 08A

Field

FRNPRY4
BSECT08L1.BTABLEA.BROW.FRNPY4

Description:

Form Pane Label:

SAS Name: FRNPRY4

Tag Name:

Inherited Universe:

Universe:

Universe Description:

Question Text:

Type: String

Length: 3

- Don't Know
- Refuse
- Empty

- On Input
- On Output

Array:

Special Instructions: NOTE: See FRA_CMB for how to set this field

Valid Values: 100-102, 104, 106, 107, 110, 120, 121, 130,
131, 140, 141, 150, 171, 173, 180, 181, 192,
196, 199,
200, 201, 205, 206, 212, 214, 215, 900

Instrument SAS Name: FRNPRY4

Destination Data Set: EFRA

Sponsor Field Type: C

Report Section: 08A

FRNPRY5

Field

BSECT08L1.BTABLEA.BROW.FRNPY5

Description:

Form Pane Label:

SAS Name: FRNPRY5

Tag Name:

Inherited Universe:

Universe:

Universe Description:

Question Text:

Type: String

Length: 3

- Don't Know
- Refuse
- Empty

- On Input
- On Output

Array:

Special Instructions: NOTE: See FRA_CMB for how to set this field

Valid Values: 100-102, 104, 106, 107, 110, 120, 121, 130,
131, 140, 141, 150, 171, 173, 180, 181, 192,
196, 199,
200, 201, 205, 206, 212, 214, 215, 900

Instrument SAS Name: FRNPRY5

Destination Data Set: EFRA

Sponsor Field Type: C

Report Section: 08A

Field

FRNPRY6
BSECT08L1.BTABLEA.BROW.FRNPY6

Description:

Form Pane Label:

SAS Name: FRNPRY6

Tag Name:

Inherited Universe:

Universe:

Universe Description:

Question Text:

Type: String

Length: 3

- Don't Know
- Refuse
- Empty

- On Input
- On Output

Array:

Special Instructions: NOTE: See FRA_CMB for how to set this field

Valid Values: 100-102, 104, 106, 107, 110, 120, 121, 130,
131, 140, 141, 150, 171, 173, 180, 181, 192,
196, 199,
200, 201, 205, 206, 212, 214, 215, 900

Instrument SAS Name: FRNPRY6

Destination Data Set: EFRA

Sponsor Field Type: C

Report Section: 08A

FRNPRY7

Field

BSECT08L1.BTABLEA.BROW.FRNPY7

Description:

Form Pane Label:

SAS Name: FRNPRY7

Tag Name:

Inherited Universe:

Universe:

Universe Description:

Question Text:

Type: String

Length: 3

- Don't Know
- Refuse
- Empty

- On Input
- On Output

Array:

Special Instructions: NOTE: See FRA_CMB for how to set this field

Valid Values: 100-102, 104, 106, 107, 110, 120, 121, 130,
131, 140, 141, 150, 171, 173, 180, 181, 192,
196, 199,
200, 201, 205, 206, 212, 214, 215, 900

Instrument SAS Name: FRNPRY7

Destination Data Set: EFRA

Sponsor Field Type: C

Report Section: 08A

Field

FRNPRY8
BSECT08L1.BTABLEA.BROW.FRNPY8

Description:

Form Pane Label:

SAS Name: FRNPRY8

Tag Name:

Inherited Universe:

Universe:

Universe Description:

Question Text:

Type: String

Length: 3

- Don't Know
- Refuse
- Empty

- On Input
- On Output

Array:

Special Instructions: NOTE: See FRA_CMB for how to set this field

Valid Values: 100-102, 104, 106, 107, 110, 120, 121, 130,
131, 140, 141, 150, 171, 173, 180, 181, 192,
196, 199,
200, 201, 205, 206, 212, 214, 215, 900

Instrument SAS Name: FRNPRY8

Destination Data Set: EFRA

Sponsor Field Type: C

Report Section: 08A

FRNPRY9

Field

BSECT08L1.BTABLEA.BROW.FRNPY9

Description:

Form Pane Label:

SAS Name: FRNPRY9

Tag Name:

Inherited Universe:

Universe:

Universe Description:

Question Text:

Type: String

Length: 3

- Don't Know
- Refuse
- Empty

- On Input
- On Output

Array:

Special Instructions: NOTE: See FRA_CMB for how to set this field

Valid Values: 100-102, 104, 106, 107, 110, 120, 121, 130,
131, 140, 141, 150, 171, 173, 180, 181, 192,
196, 199,
200, 201, 205, 206, 212, 214, 215, 900

Instrument SAS Name: FRNPRY9

Destination Data Set: EFRA

Sponsor Field Type: C

Report Section: 08A

Field

FRNPRY10
BSECT08L1.BTABLEA.BROW.FRNPY10

Description:

Form Pane Label:

SAS Name:

Tag Name:

Inherited Universe:

Universe:

Universe Description:

Question Text:

Type: String

Length: 3

- Don't Know
- Refuse
- Empty

- On Input
- On Output

Array:

Special Instructions: NOTE: See FRA_CMB for how to set this field

Valid Values: 100-102, 104, 106, 107, 110, 120, 121, 130,
131, 140, 141, 150, 171, 173, 180, 181, 192,
196, 199,
200, 201, 205, 206, 212, 214, 215, 900

Instrument SAS Name: FRNPRY10

Destination Data Set: EFRA

Sponsor Field Type: C

Report Section: 08A

FRNPRY11

Field

BSECT08L1.BTABLEA.BROW.FRNPY11

Description:

Form Pane Label:

SAS Name:

Tag Name:

Inherited Universe:

Universe:

Universe Description:

Question Text:

Type: String

Length: 3

- Don't Know
- Refuse
- Empty

- On Input
- On Output

Array:

Special Instructions: NOTE: See FRA_CMB for how to set this field

Valid Values: 100-102, 104, 106, 107, 110, 120, 121, 130,
131, 140, 141, 150, 171, 173, 180, 181, 192,
196, 199,
200, 201, 205, 206, 212, 214, 215, 900

Instrument SAS Name: FRNPRY11

Destination Data Set: EFRA

Sponsor Field Type: C

Report Section: 08A

Field

FRNPRY12
BSECT08L1.BTABLEA.BROW.FRNPY12

Description:

Form Pane Label:

SAS Name:

Tag Name:

Inherited Universe:

Universe:

Universe Description:

Question Text:

Type: String
Length: 3

- Don't Know
- Refuse
- Empty

- On Input
- On Output

Array:

Special Instructions: NOTE: See FRA_CMB for how to set this field

Valid Values: 100-102, 104, 106, 107, 110, 120, 121, 130,
131, 140, 141, 150, 171, 173, 180, 181, 192,
196, 199,
200, 201, 205, 206, 212, 214, 215, 900

Instrument SAS Name: FRNPRY12

Destination Data Set: EFRA

Sponsor Field Type: C

Report Section: 08A

FRNPRY13

Field

BSECT08L1.BTABLEA.BROW.FRNPY13

Description:

Form Pane Label:

SAS Name:

Tag Name:

Inherited Universe:

Universe:

Universe Description:

Question Text:

Type: String

Length: 3

- Don't Know
- Refuse
- Empty

- On Input
- On Output

Array:

Special Instructions: NOTE: See FRA_CMB for how to set this field

Valid Values: 100-102, 104, 106, 107, 110, 120, 121, 130,
131, 140, 141, 150, 171, 173, 180, 181, 192,
196, 199,
200, 201, 205, 206, 212, 214, 215, 900

Instrument SAS Name: FRNPRY13

Destination Data Set: EFRA

Sponsor Field Type: C

Report Section: 08A

Field

FRNPRY14
BSECT08L1.BTABLEA.BROW.FRNPY14

Description:

Form Pane Label:

SAS Name:

Tag Name:

Inherited Universe:

Universe:

Universe Description:

Question Text:

Type: String

Length: 3

Don't Know

Refuse

Empty

On Input

On Output

Array:

Special Instructions: NOTE: See FRA_CMB for how to set this field

Valid Values: 100-102, 104, 106, 107, 110, 120, 121, 130,
131, 140, 141, 150, 171, 173, 180, 181, 192,
196, 199,
200, 201, 205, 206, 212, 214, 215, 900

Instrument SAS Name: FRNPRY14

Destination Data Set: EFRA

Sponsor Field Type: C

Report Section: 08A

FRNPRY15

Field

BSECT08L1.BTABLEA.BROW.FRNPY15

Description:

Form Pane Label:

SAS Name:

Tag Name:

Inherited Universe:

Universe:

Universe Description:

Question Text:

Type: String

Length: 3

- Don't Know
- Refuse
- Empty

- On Input
- On Output

Array:

Special Instructions: NOTE: See FRA_CMB for how to set this field

Valid Values: 100-102, 104, 106, 107, 110, 120, 121, 130,
131, 140, 141, 150, 171, 173, 180, 181, 192,
196, 199,
200, 201, 205, 206, 212, 214, 215, 900

Instrument SAS Name: FRNPRY15

Destination Data Set: EFRA

Sponsor Field Type: C

Report Section: 08A

Field

FRNPRY16
BSECT08L1.BTABLEA.BROW.FRNPY16

Description:

Form Pane Label:

SAS Name:

Tag Name:

Inherited Universe:

Universe:

Universe Description:

Question Text:

Type: String

Length: 3

- Don't Know
- Refuse
- Empty

- On Input
- On Output

Array:

Special Instructions: NOTE: See FRA_CMB for how to set this field

Valid Values: 100-102, 104, 106, 107, 110, 120, 121, 130,
131, 140, 141, 150, 171, 173, 180, 181, 192,
196, 199,
200, 201, 205, 206, 212, 214, 215, 900

Instrument SAS Name: FRNPRY16

Destination Data Set: EFRA

Sponsor Field Type: C

Report Section: 08A

FRNPRY17

Field

BSECT08L1.BTABLEA.BROW.FRNPY17

Description:

Form Pane Label:

SAS Name:

Tag Name:

Inherited Universe:

Universe:

Universe Description:

Question Text:

Type: String

Length: 3

- Don't Know
- Refuse
- Empty

- On Input
- On Output

Array:

Special Instructions: NOTE: See FRA_CMB for how to set this field

Valid Values: 100-102, 104, 106, 107, 110, 120, 121, 130,
131, 140, 141, 150, 171, 173, 180, 181, 192,
196, 199,
200, 201, 205, 206, 212, 214, 215, 900

Instrument SAS Name: FRNPRY17

Destination Data Set: EFRA

Sponsor Field Type: C

Report Section: 08A

Field

FRNPRY18
BSECT08L1.BTABLEA.BROW.FRNPRY18

Description:

Form Pane Label:

SAS Name:

Tag Name:

Inherited Universe:

Universe:

Universe Description:

Question Text:

Type: String

Length: 3

- Don't Know
- Refuse
- Empty

- On Input
- On Output

Array:

Special Instructions: NOTE: See FRA_CMB for how to set this field

Valid Values: 100-102, 104, 106, 107, 110, 120, 121, 130,
131, 140, 141, 150, 171, 173, 180, 181, 192,
196, 199,
200, 201, 205, 206, 212, 214, 215, 900

Instrument SAS Name: FRNPRY18

Destination Data Set: EFRA

Sponsor Field Type: C

Report Section: 08A

FRNPRY19

Field

BSECT08L1.BTABLEA.BROW.FRNPY19

Description:

Form Pane Label:

SAS Name:

Tag Name:

Inherited Universe:

Universe:

Universe Description:

Question Text:

Type: String

Length: 3

- Don't Know
- Refuse
- Empty

- On Input
- On Output

Array:

Special Instructions: NOTE: See FRA_CMB for how to set this field

Valid Values: 100-102, 104, 106, 107, 110, 120, 121, 130,
131, 140, 141, 150, 171, 173, 180, 181, 192,
196, 199,
200, 201, 205, 206, 212, 214, 215, 900

Instrument SAS Name: FRNPRY19

Destination Data Set: EFRA

Sponsor Field Type: C

Report Section: 08A

Field

FRNPRY20
BSECT08L1.BTABLEA.BROW.FRNPY20

Description:

Form Pane Label:

SAS Name:

Tag Name:

Inherited Universe:

Universe:

Universe Description:

Question Text:

Type: String
Length: 3

- Don't Know
- Refuse
- Empty

- On Input
- On Output

Array:

Special Instructions: NOTE: See FRA_CMB for how to set this field

Valid Values: 100-102, 104, 106, 107, 110, 120, 121, 130,
131, 140, 141, 150, 171, 173, 180, 181, 192,
196, 199,
200, 201, 205, 206, 212, 214, 215, 900

Instrument SAS Name: FRNPRY20

Destination Data Set: EFRA

Sponsor Field Type: C

Report Section: 08A

FRNPRY21

Field

BSECT08L1.BTABLEA.BROW.FRNPY21

Description:

Form Pane Label:

SAS Name:

Tag Name:

Inherited Universe:

Universe:

Universe Description:

Question Text:

Type: String

Length: 3

- Don't Know
- Refuse
- Empty

- On Input
- On Output

Array:

Special Instructions: NOTE: See FRA_CMB for how to set this field

Valid Values: 100-102, 104, 106, 107, 110, 120, 121, 130,
131, 140, 141, 150, 171, 173, 180, 181, 192,
196, 199,
200, 201, 205, 206, 212, 214, 215, 900

Instrument SAS Name: FRNPRY21

Destination Data Set: EFRA

Sponsor Field Type: C

Report Section: 08A

Field

FRNPRY22
BSECT08L1.BTABLEA.BROW.FRNPRY22

Description:

Form Pane Label:

SAS Name:

Tag Name:

Inherited Universe:

Universe:

Universe Description:

Question Text:

Type: String
Length: 3

- Don't Know
- Refuse
- Empty

- On Input
- On Output

Array:

Special Instructions: NOTE: See FRA_CMB for how to set this field

Valid Values: 100-102, 104, 106, 107, 110, 120, 121, 130,
131, 140, 141, 150, 171, 173, 180, 181, 192,
196, 199,
200, 201, 205, 206, 212, 214, 215, 900

Instrument SAS Name: FRNPRY22

Destination Data Set: EFRA

Sponsor Field Type: C

Report Section: 08A

FRNPRY23

Field

BSECT08L1.BTABLEA.BROW.FRNPY23

Description:

Form Pane Label:

SAS Name:

Tag Name:

Inherited Universe:

Universe:

Universe Description:

Question Text:

Type: String

Length: 3

- Don't Know
- Refuse
- Empty

- On Input
- On Output

Array:

Special Instructions: NOTE: See FRA_CMB for how to set this field

Valid Values: 100-102, 104, 106, 107, 110, 120, 121, 130,
131, 140, 141, 150, 171, 173, 180, 181, 192,
196, 199,
200, 201, 205, 206, 212, 214, 215, 900

Instrument SAS Name: FRNPRY23

Destination Data Set: EFRA

Sponsor Field Type: C

Report Section: 08A

Field

FRNPRY24
BSECT08L1.BTABLEA.BROW.FRNPY24

Description:

Form Pane Label:

SAS Name:

Tag Name:

Inherited Universe:

Universe:

Universe Description:

Question Text:

Type: String

Length: 3

- Don't Know
- Refuse
- Empty

- On Input
- On Output

Array:

Special Instructions: NOTE: See FRA_CMB for how to set this field

Valid Values: 100-102, 104, 106, 107, 110, 120, 121, 130,
131, 140, 141, 150, 171, 173, 180, 181, 192,
196, 199,
200, 201, 205, 206, 212, 214, 215, 900

Instrument SAS Name: FRNPRY24

Destination Data Set: EFRA

Sponsor Field Type: C

Report Section: 08A

FRNPRY25

Field

BSECT08L1.BTABLEA.BROW.FRNPY25

Description:

Form Pane Label:

SAS Name:

Tag Name:

Inherited Universe:

Universe:

Universe Description:

Question Text:

Type: String

Length: 3

- Don't Know
- Refuse
- Empty

- On Input
- On Output

Array:

Special Instructions: NOTE: See FRA_CMB for how to set this field

Valid Values: 100-102, 104, 106, 107, 110, 120, 121, 130,
131, 140, 141, 150, 171, 173, 180, 181, 192,
196, 199,
200, 201, 205, 206, 212, 214, 215, 900

Instrument SAS Name: FRNPRY25

Destination Data Set: EFRA

Sponsor Field Type: C

Report Section: 08A

Field

FRNPRY26
BSECT08L1.BTABLEA.BROW.FRNPY26

Description:

Form Pane Label:

SAS Name:

Tag Name:

Inherited Universe:

Universe:

Universe Description:

Question Text:

Type: String

Length: 3

- Don't Know
- Refuse
- Empty

- On Input
- On Output

Array:

Special Instructions: NOTE: See FRA_CMB for how to set this field

Valid Values: 100-102, 104, 106, 107, 110, 120, 121, 130,
131, 140, 141, 150, 171, 173, 180, 181, 192,
196, 199,
200, 201, 205, 206, 212, 214, 215, 900

Instrument SAS Name: FRNPRY26

Destination Data Set: EFRA

Sponsor Field Type: C

Report Section: 08A

FRNPRY27

Field

BSECT08L1.BTABLEA.BROW.FRNPY27

Description:

Form Pane Label:

SAS Name:

Tag Name:

Inherited Universe:

Universe:

Universe Description:

Question Text:

Type: String

Length: 3

- Don't Know
- Refuse
- Empty

- On Input
- On Output

Array:

Special Instructions: NOTE: See FRA_CMB for how to set this field

Valid Values: 100-102, 104, 106, 107, 110, 120, 121, 130,
131, 140, 141, 150, 171, 173, 180, 181, 192,
196, 199,
200, 201, 205, 206, 212, 214, 215, 900

Instrument SAS Name: FRNPRY27

Destination Data Set: EFRA

Sponsor Field Type: C

Report Section: 08A

Field

FRNPRY28
BSECT08L1.BTABLEA.BROW.FRNPY28

Description:

Form Pane Label:

SAS Name:

Tag Name:

Inherited Universe:

Universe:

Universe Description:

Question Text:

Type: String

Length: 3

Don't Know

Refuse

Empty

On Input

On Output

Array:

Special Instructions: NOTE: See FRA_CMB for how to set this field

Valid Values: 100-102, 104, 106, 107, 110, 120, 121, 130,
131, 140, 141, 150, 171, 173, 180, 181, 192,
196, 199,
200, 201, 205, 206, 212, 214, 215, 900

Instrument SAS Name: FRNPRY28

Destination Data Set: EFRA

Sponsor Field Type: C

Report Section: 08A

FRNPRY29

Field

BSECT08L1.BTABLEA.BROW.FRNPY29

Description:

Form Pane Label:

SAS Name:

Tag Name:

Inherited Universe:

Universe:

Universe Description:

Question Text:

Type: String

Length: 3

- Don't Know
- Refuse
- Empty

- On Input
- On Output

Array:

Special Instructions: NOTE: See FRA_CMB for how to set this field

Valid Values: 100-102, 104, 106, 107, 110, 120, 121, 130,
131, 140, 141, 150, 171, 173, 180, 181, 192,
196, 199,
200, 201, 205, 206, 212, 214, 215, 900

Instrument SAS Name: FRNPRY29

Destination Data Set: EFRA

Sponsor Field Type: C

Report Section: 08A

Field

FURN_URX
BSECT08L1.BTABLEA.BROW.FURN_URX

Description: Range edit flag for FURNPURX

Form Pane Label:

SAS Name: FURN_URX

Tag Name:

Inherited Universe:

Universe:

Universe Description:

Question Text:

Type: String

Length: 2

- Don't Know
- Refuse
- Empty

- On Input
- On Output

Array:

Special Instructions: NOTE: See ERR1_FURNPURX for how to set this field

Valid Values: A1 = Range edit failed
(ERR1 check was suppressed)

Blank = Range edit passed

Instrument SAS Name: FURN_URX

Destination Data Set: EFRA

Sponsor Field Type: C

Report Section: 08A

Sponsor Edits: FLAG

FRA_STAT

Field

BSECT08L1.BTABLEA.BROW.FRA_STAT

Description: Record status

Form Pane Label:

SAS Name: REC_STAT

Tag Name:

Inherited Universe:

Universe:

Universe Description:

Question Text:

Type: String

Length: 1

- Don't Know
- Refuse
- Empty

- On Input
- On Output

Array:

Special Instructions: Note: See FRAMORE for how to set this field

Valid Values: 1 = Active record
2 = Current Month record
3 = Inactive record {set in processing}

Instrument SAS Name: FRA_STAT

Destination Data Set: EFRA

Sponsor Field Type: C

Report Section: 08A

Field

FRA_ORIG
BSECT08L1.BTABLEA.BROW.FRA_ORIG

Description: Record origin

Form Pane Label:

SAS Name: REC_ORIG

Tag Name:

Inherited Universe:

Universe:

Universe Description:

Question Text:

Type: String

Length: 1

- Don't Know
- Refuse
- Empty

- On Input
- On Output

Array:

Special Instructions: NOTE: See FRAMORE for how to set this field

Valid Values: 1 = Data from current interview
2 = Data reported in previous quarter

Instrument SAS Name: FRA_ORIG

Destination Data Set: EFRA

Sponsor Field Type: C

Report Section: 08A

S8A_END

S8A_END

Field

Description: End of Section 8A

Form Pane Label:

SAS Name:

Tag Name:

Inherited Universe:

Universe: (FRA_ITEM = 99) OR (the table is full)

Universe Description:

Question Text:

Type: Classification

Length: 0

- Don't Know
- Refuse
- Empty

- On Input
- On Output

Store Instructions: IF (FRA_CMBITEM = 99) OR (the table is full) then
set S8A_END = 'Yes'

Array:

Skip Instructions: Goto LP8A_Flag

Report Section: 08A

Field

LP8A_Flag
LP8A_Flag

Description: Section 8A Extended Recall Flag

Form Pane Label:

SAS Name:

Tag Name:

Inherited Universe:

Universe: S8A_END = 'Yes'

Universe Description:

Question Text:

Type: Enumerated

Length: 1

Answer List: TYesNo

Value:	Mnemonic:	Description:
1	Yes	Yes
2	No	No

- Don't Know
- Refuse
- Empty

- On Input
- On Output

Store Instructions: FOR I:= 1-28 DO {# of ITEM answer options}
 LP8A_Flag[I] = 2
ENDDO

```
FOR I:= 1 TO 34 DO {Max # of rows for the table}
  IF BSect8.BSect08L1.BtableA.Brow[I].FRA_ITEM = 1 THEN LP8A_Flag[1] = 1
  ELSEIF BSect8.BSect08L1.BtableA.Brow[I].FRA_ITEM = 2 THEN LP8A_Flag[2] =
1
  ELSEIF BSect8.BSect08L1.BtableA.Brow[I].FRA_ITEM = 3 THEN LP8A_Flag[3] =
1
  ELSEIF BSect8.BSect08L1.BtableA.Brow[I].FRA_ITEM = 4 THEN LP8A_Flag[4] =
1
  ELSEIF BSect8.BSect08L1.BtableA.Brow[I].FRA_ITEM = 5 THEN LP8A_Flag[5] =
```

```
1
  ELSEIF BSect8.BSect08L1.BtableA.Brow[I].FRA_ITEM = 6 THEN LP8A_Flag[6] =
1
  ELSEIF BSect8.BSect08L1.BtableA.Brow[I].FRA_ITEM = 7 THEN LP8A_Flag[7] =
1
  ELSEIF BSect8.BSect08L1.BtableA.Brow[I].FRA_ITEM = 8 THEN LP8A_Flag[8] =
1
  ELSEIF BSect8.BSect08L1.BtableA.Brow[I].FRA_ITEM = 9 THEN LP8A_Flag[9] =
1
    ELSEIF BSect8.BSect08L1.BtableA.Brow[I].FRA_ITEM = 10 THEN
LP8A_Flag[10] = 1
    ELSEIF BSect8.BSect08L1.BtableA.Brow[I].FRA_ITEM = 11 THEN
LP8A_Flag[11] = 1
    ELSEIF BSect8.BSect08L1.BtableA.Brow[I].FRA_ITEM = 12 THEN
LP8A_Flag[12] = 1
    ELSEIF BSect8.BSect08L1.BtableA.Brow[I].FRA_ITEM = 13 THEN
LP8A_Flag[13] = 1
    ELSEIF BSect8.BSect08L1.BtableA.Brow[I].FRA_ITEM = 15 THEN
LP8A_Flag[15] = 1
    ELSEIF BSect8.BSect08L1.BtableA.Brow[I].FRA_ITEM = 16 THEN
LP8A_Flag[16] = 1
    ELSEIF BSect8.BSect08L1.BtableA.Brow[I].FRA_ITEM = 18 THEN
LP8A_Flag[18] = 1
    ELSEIF BSect8.BSect08L1.BtableA.Brow[I].FRA_ITEM = 19 THEN
LP8A_Flag[19] = 1
    ELSEIF BSect8.BSect08L1.BtableA.Brow[I].FRA_ITEM = 20 THEN
LP8A_Flag[20] = 1
    ELSEIF BSect8.BSect08L1.BtableA.Brow[I].FRA_ITEM = 21 THEN
LP8A_Flag[21] = 1
    ELSEIF BSect8.BSect08L1.BtableA.Brow[I].FRA_ITEM = 22 THEN
LP8A_Flag[22] = 1
    ELSEIF BSect8.BSect08L1.BtableA.Brow[I].FRA_ITEM = 23 THEN
LP8A_Flag[23] = 1
    ELSEIF BSect8.BSect08L1.BtableA.Brow[I].FRA_ITEM = 24 THEN
LP8A_Flag[24] = 1
    ELSEIF BSect8.BSect08L1.BtableA.Brow[I].FRA_ITEM = 25 THEN
LP8A_Flag[25] = 1
    ELSEIF BSect8.BSect08L1.BtableA.Brow[I].FRA_ITEM = 26 THEN
LP8A_Flag[26] = 1
    ELSEIF BSect8.BSect08L1.BtableA.Brow[I].FRA_ITEM = 27 THEN
LP8A_Flag[27] = 1
    ELSEIF BSect8.BSect08L1.BtableA.Brow[I].FRA_ITEM = 28 THEN
LP8A_Flag[28] = 1
  END
END DO
```

Array:

Number of Elements: 28

Skip Instructions: Goto Section 8B - BlkSect08_Furniture

Instrument SAS Name: LP8A_Flag

Report Section: 8A

Date Implemented (YYYY-MM-DD): April 2019

BLKSECT08_FURNITURE

BLKSECT08_FURNITURE

Block

Description: Rental, Leasing or Repair of Furniture

Tab Name:

Fly Over Name:

Universe Type: If

Inherited Universe:

Universe:

Universe Description:

Array:

Block Instructions:

Field

FURNRNTL
BLKSECT08_FURNITURE.FURNRNTL

Description: Have you rented or leased any furniture?

Form Pane Label: Rent/Lease furniture

SAS Name: FURNRNTL

Tag Name: FURNRNTL

Inherited Universe:

Universe:

Universe Description: ALL

Question Text:  26

Since the first of ^REF_MONTH not including this month, have ^YOU_ANYMEM rented or leased any furniture?

Fills: REF_MONTH

Instructions: Set REF_MONTH = 3 months before the interview.

Calculated by taking the INTPER from record type 10 to come up with the base month to start from.

Fills: YOU_ANYMEM

Instructions: IF NUMHOUSE = 1 then fill "you"

ELSE fill "you or any members of your household"

Type: Enumerated

Length: 1

Answer List: TYesNo

Value:	Mnemonic:	Description:
1	Yes	Yes
2	No	No

- Don't Know
- Refuse
- Empty

- On Input
- On Output

Array:

Skip Instructions: 1: Goto FURNRNTX

2,DK,RF: Goto REPFURN

Instrument SAS Name: FURNRNTL

Destination Data Set: EFRB

Sponsor Field Type: C

Report Section: 08B

Field

FURNRNTX
BLKSECT08_FURNITURE.FURNRNTX

Description: What was the total expense?

Form Pane Label: \$ for Rent/lease furniture

SAS Name: FURNRNTX

Tag Name: FURNRNTX

Inherited Universe:

Universe: FURNRNTL = Yes {1}

Universe Description: Rented or leased furniture

Question Text: Since the first of ^REF_MONTH not including this month -

What was the total expense?

Fills: REF_MONTH

Instructions: Set REF_MONTH = 3 months before the interview.

Calculated by taking the INTPER from record type 10 to come up with the base month to start from.

Type: Integer

Length: 6

Min: 1

Max: 99999

Don't Know

Refuse

Empty

On Input

On Output

Store Instructions: Reset A1 Flag to EMPTY

IF FURNRNTX is in range, DK, or RF then set FURN_NTX = EMPTY

Array:

Special Instructions: Display a \$ and comma in the entry field

Skip Instructions: 1-99999: IF FURNRNTX < 5 or FURNRNTX > 1340 then goto ERR1_FURNRNTX
ELSE goto REPFURN

DK,RF: Goto REPFURN

Instrument SAS Name: FURNRNTX

Destination Data Set: EFRB

Sponsor Field Type: N

Report Section: 08B

Check

ERR1_FURNRNTX
BLKSECT08_FURNITURE.ERR1_FURNRNTX

Description: Out of Range Check

Inherited Universe:

Universe: (FURNRNTX < 5 or FURNRNTX > 1340) AND FURNRNTX = RESPONSE

Universe Description:

Text: * VALUE ENTERED IS UNUSUALLY HIGH OR LOW

PLEASE VERIFY AND IF CORRECT, ENTER ITEM LEVEL NOTE

Check Instructions: IF suppressed then set FURN_NTX = 'A1'

Type: Soft

Skip Instructions: Suppress: Goto REPFURN

All others, go back to FURNRNTX

REFFURN

Field

BLKSECT08_FURNITURE.REPFURN

Description: Expenses for repairs in the reference month

Form Pane Label: Furniture Repair

SAS Name: REPFURN

Tag Name: REPFURN

Inherited Universe:

Universe: ALL

Universe Description:

Question Text:  26

Since the first of ^REF_MONTH not including this month, have ^YOU_ANYMEM had any expenses for repairing, refinishing or reupholstering furniture, including the cost for fabric?

Fills: REF_MONTH

Instructions: Set REF_MONTH = 3 months before the interview.
Calculated by taking the INTPER from record type 10 to come up with the base month to start from.

Fills: YOU_ANYMEM

Instructions: IF NUMHOUSE = 1 then fill "you"
ELSE fill "you or any members of your household"

Type: Enumerated

Length: 1

Answer List: TYesNo

Value:	Mnemonic:	Description:
1	Yes	Yes
2	No	No

- Don't Know
- Refuse
- Empty

On Input

On Output

Array:

Skip Instructions: 1: Goto REPFURNX

2,DK,RF: Goto S8B_END

Instrument SAS Name: REPFURN

Destination Data Set: EFRB

Sponsor Field Type: C

Report Section: 08B

REPFURNX

Field

BLKSECT08_FURNITURE.REPFURNX

Description: Total cost of furniture repairs

Form Pane Label: \$ for furniture repair

SAS Name: REPFURNX

Tag Name: REPFURNX

Inherited Universe:

Universe: REPFURN = Yes {1}

Universe Description: Yes, had expenses for repairing, refinishing or reupholstering furniture

Question Text: Since the first of ^REF_MONTH not including this month -

What was the total expense?

Fills: REF_MONTH

Instructions: Set REF_MONTH = 3 months before the interview.

Calculated by taking the INTPER from record type 10 to come up with the base month to start from.

Type: Integer

Length: 7

Min: 1

Max: 999999

Don't Know

Refuse

Empty

On Input

On Output

Store Instructions: Set A1 flag to blank if amount is in range

IF REPFURNX is in range, DK, or RF then set REPF_RNX = EMPTY

Array:

Special Instructions: Display a \$ and comma in the entry field

Skip Instructions: 1-999999: IF REPFURNX < 5 or REPFURNX > 1900 then goto ERR1_REPFURNX
ELSEIF Rt10.POPGRP = 01, 02 or 17 then goto REPSTORE

ELSE goto S8B_END

DK,RF: IF Rt10.POPGRP = 01, 02 or 17 then goto REPSTORE
ELSE goto S8B_END

Instrument SAS Name: REPFURNX

Destination Data Set: EFRB

Sponsor Field Type: N

Report Section: 08B

ERR1_REPFURNX
BLKSECT08_FURNITURE.ERR1_REPFURNX

Check

Description: Out of Range Check

Inherited Universe:

Universe: (REPFURNX < 5 or REPFURNX > 1900) AND REPFURNX = RESPONSE

Universe Description:

Text: * VALUE ENTERED IS UNUSUALLY HIGH OR LOW

PLEASE VERIFY AND IF CORRECT, ENTER ITEM LEVEL NOTE

Check Instructions: IF suppressed then set REPF_RNX = 'A1'

Type: Soft

Skip Instructions: Suppress: IF Rt10.POPGRP = 01, 02 or 17 then goto REPSTORE
ELSE goto S8B_END

All others, go back to REPFURNX

Field

REPSTORE
BLKSECT08_FURNITURE.REPSTORE

Description: Where Purchased

Form Pane Label: Store

SAS Name: REPSTORE

Tag Name: REPSTORE

Inherited Universe:

Universe: (VAL(Rt10.POPGRP) = 1 or VAL(Rt10.POPGRP) = 2 or VAL(Rt10.POPGRP) = 17)
AND REPFURN = Yes {1}

Universe Description: HH had expenses for repairing, refinishing or reupholstering furniture and case was selected for pop group 1 or 2

Question Text: What is the name of the business that repaired, refinished, or reupholstered the furniture?

✦ Enter store, website, or company name

Type: String

Length: 45

Don't Know
 Refuse
 Empty

On Input
 On Output

Array:

Special Instructions: IF UPPERCASE ENTRY contains '.COM' then set REPPURCH = 1 and "keep" and "show"

Skip Instructions: IF ENTRY = DK or RF then goto S8B_END

ELSEIF uppercase entry = 'GROUPON' or 'GROUPON.COM' then goto ERR_GROUPON

ELSEIF UPPERCASE ENTRY contains '.COM' then goto S8B_END

ELSE goto REPPURCH

Instrument SAS Name: REPSTORE

Destination Data Set: EFRB

Sponsor Field Type: C

Report Section: 08B

Date Implemented (YYYY-MM-DD): April 2017

Check

ERR_GROUPON
BLKSECT08_FURNITURE.ERR_GROUPON

Description: Groupon Check

Inherited Universe:

Universe: UPPERCASE(REPSTORE) = 'GROUPON' or 'GROUPON.COM'

Universe Description:

Text: * ENTER THE STORE OR COMPANY THAT THE GROUPON IS FOR.

DO NOT ENTER "GROUPON"

Check Instructions:

Type: Soft

Skip Instructions: Suppress: IF UPPERCASE entry in REPSTORE contains '.COM' then goto S8B_END
ELSE goto REPPURCH

All others, go back to REPSTORE

REPPURCH

Field

BLKSECT08_FURNITURE.REPPURCH

Description: Purchased Online or in person

Form Pane Label: Online

SAS Name: REPPURCH

Tag Name: REPPURCH

Inherited Universe:

Universe: REPSTORE = RESPONSE AND (UPPERCASE(REPSTORE) does NOT contain '.COM')

Universe Description: REPSTORE is not DK, RF or .COM

Question Text: Was this service paid for -

Type: Enumerated

Length: 1

Answer List: TOnline

Value:	Mnemonic:	Description:
1	Online	Online?
2	InPerson	In person?
3	MailTel	By mail or telephone order?
4	Other	Other

- Don't Know
- Refuse
- Empty

- On Input
- On Output

Array:

Special Instructions: Answer list descriptions for options 1-3 should be bold black

Skip Instructions: 1,3,4,DK,RF: Goto S8B_END

2: Goto REPLOC

Instrument SAS Name: REPPURCH

Destination Data Set: EFRB

Sponsor Field Type: C

Report Section: 08B

Date Implemented (YYYY-MM-DD): April 2017

REPLOC

Field

BLKSECT08_FURNITURE.REPLOC

Description: Purchase location- City

Form Pane Label: Location - City

SAS Name: REPLOC

Tag Name: REPLOC

Inherited Universe:

Universe: REPPURCH = InPerson {2}

Universe Description: Purchase in person

Question Text: In what city is ^REPSTORE_fill located?

Fills: REPSTORE_fill

Instructions: Fill entry in REPSTORE

Type: String

Length: 45

- Don't Know
- Refuse
- Empty

- On Input
- On Output

Array:

Skip Instructions: Goto REPLOCST

Instrument SAS Name: REPLOC

Destination Data Set: EFRB

Sponsor Field Type: C

Report Section: 08B

Date Implemented (YYYY-MM-DD): April 2017

Field

REPLOCST
BLKSECT08_FURNITURE.REPLOCST

Description: Purchase location - State

Form Pane Label: State

SAS Name: REPLOCST

Tag Name: REPLOCST

Inherited Universe:

Universe: REPPURCH = InPerson {2}

Universe Description: Purchase in person

Help Screen: H_DESTCODE

Question Text: ? [F1]

In what state is ^REPSTORE_fill located?

✦ [Enter the two character state abbreviation](#)

Fills: REPSTORE_fill

Instructions: Fill entry in REPSTORE

Type: String

Length: 2

Don't Know
 Refuse
 Empty

On Input
 On Output

Array:

Special Instructions: Use answer type TState - STRING[2], display width 4

Skip Instructions: IF entry is not a valid state abbreviation and entry is not 'XX' then
goto CK_REPLOCST

ELSE goto S8B_END

Instrument SAS Name: REPLOCST

Destination Data Set: EFRB

Sponsor Field Type: C

Report Section: 08B

Date Implemented (YYYY-MM-DD): April 2017

Check

CK_REPLOCST
BLKSECT08_FURNITURE.CK_REPLOCST

Description: Not a valid state abbreviation

Inherited Universe:

Universe: (REPLOCST is not a valid state abbreviation) AND REPLOCST <> 'XX' AND
REPLOCST = RESPONSE

Universe Description: State abbreviation entered is not valid

Text: * [Not a valid state abbreviation](#)

Check Instructions:

Type: Hard

Skip Instructions: Go back to REPLOCST

S8B_END

Field

BLKSECT08_FURNITURE.S8B_END

Description: End of Section 8B

Form Pane Label:

SAS Name:

Tag Name:

Inherited Universe:

Universe:

Universe Description:

Question Text:

Type: Classification

Length: 0

- Don't Know
- Refuse
- Empty

- On Input
- On Output

Store Instructions: 1. IF (REPFURN = No {2} or REPFURN = NONRESPONSE) OR
(REPFURNX = RESPONSE or REPFURNX = NONRESPONSE) then
Set FRB_ORIG = '1'
Set FRB_STAT = '1'

2. IF (REPFURN = No {2} or REPFURN = NONRESPONSE) OR
(REPFURNX <> EMPTY) then set S8B_END = 'Yes'

Array:

Skip Instructions: Exit block and goto S8_Sectcomp

Report Section: 08B

Field

FURN_NTX
BLKSECT08_FURNITURE.FURN_NTX

Description: Range edit flag for FURNRNTX

Form Pane Label:

SAS Name: FURN_NTX

Tag Name:

Inherited Universe:

Universe:

Universe Description:

Question Text:

Type: String

Length: 2

- Don't Know
- Refuse
- Empty

- On Input
- On Output

Array:

Special Instructions: NOTE: See ERR1_FURNRNTX for how to set this field

Valid Values: A1 = Range edit failed
(ERR1 check was suppressed)

Blank = Range edit passed

Instrument SAS Name: FURN_NTX

Destination Data Set: EFRB

Sponsor Field Type: C

Report Section: 08B

Sponsor Edits: FLAG

REPF_RNX

Field

BLKSECT08_FURNITURE.REPF_RNX

Description: Range edit flag for REPFURNX

Form Pane Label:

SAS Name: REPF_RNX

Tag Name:

Inherited Universe:

Universe:

Universe Description:

Question Text:

Type: String

Length: 2

- Don't Know
- Refuse
- Empty

- On Input
- On Output

Array:

Special Instructions: NOTE: See ERR1_REPFURNX for how to set this field

Valid Values: A1 = Range edit failed
(ERR1 check was suppressed)

Blank = Range edit passed

Instrument SAS Name: REPF_RNX

Destination Data Set: EFRB

Sponsor Field Type: C

Report Section: 08B

Sponsor Edits: FLAG

Field

FRB_STAT
BLKSECT08_FURNITURE.FR_B_STAT

Description: Record status

Form Pane Label:

SAS Name: REC_STAT

Tag Name:

Inherited Universe:

Universe:

Universe Description:

Question Text:

Type: String

Length: 1

- Don't Know
- Refuse
- Empty

- On Input
- On Output

Array:

Special Instructions: NOTE: See S8B_END for how to set this field

Valid Value: 1 = Active record

Instrument SAS Name: FRB_STAT

Destination Data Set: EFRB

Sponsor Field Type: C

Report Section: 08B

FRB_ORIG

Field

BLKSECT08_FURNITURE.FR_B_ORIG

Description: Record origin**Form Pane Label:****SAS Name:** REC_ORIG**Tag Name:****Inherited Universe:****Universe:****Universe Description:****Question Text:****Type:** String**Length:** 1

- Don't Know
- Refuse
- Empty

- On Input
- On Output

Array: **Special Instructions:** NOTE: See S8B_END for how to set this field

Valid Value: 1 = Data from current month interview

Instrument SAS Name: FRB_ORIG**Destination Data Set:** EFRB**Sponsor Field Type:** C**Report Section:** 08B

Field

S8_SectComp
S8_SectComp

Description: End of Section 8

Form Pane Label:

SAS Name:

Tag Name:

Inherited Universe:

Universe:

Universe Description: All

Question Text:

Type: Classification

Length: 0

- Don't Know
- Refuse
- Empty

- On Input
- On Output

Store Instructions: Set section complete flag

```
IF S8A_END = 'Yes' AND S8B_END = 'Yes' then  
  set SECTCOMP[8] = 'Yes'  
ELSE set SECTCOMP[8] = 'No'
```

Array:

Skip Instructions: Exit block and goto section 9 - BSECT09

Report Section: 08B

BSECT9

BSECT9

Block

Description: Rented and Leased Vehicles

Tab Name: 9

Fly Over Name: S9 - Leased vehicles

Universe Type: If

Inherited Universe:

Universe: bFront.START <> Transmit {3} AND bFront.START <> Quit {4} AND
bFront.START <> Noninterview {5} AND bFront.REPLACE_HH <> Yes {1} AND
bFront.REPLACE_SPAWN <> Continue {1} AND CE_INTRO = Continue {1}

Universe Description: All

Array:

Block Instructions: Section Labels:

Section 9 - Rented Vehicles

Section 09 - Leased Vehicles, Inventory Chart

Section 09 - Leased Vehicles

Field

S9_INTRO
S9_INTRO

Description:

Form Pane Label: Introduction

SAS Name:

Tag Name: S9_INTRO

Inherited Universe:

Universe:

Universe Description: All

Question Text: Now I am going to ask about expenses for vehicle rentals and leases.

Vehicle number Vehicle year Vehicle make/model Business
(LSDNUM) (MODELYR) (MKMD_SCR) (ANYBUSIN)

Type: Enumerated

Length: 1

Answer List: TContinue

Value:	Mnemonic:	Description:
1	Continue	Enter 1 to Continue

- Don't Know
- Refuse
- Empty

- On Input
- On Output

Array:

- Special Instructions:**
1. Display pre-chart for INTNMBR 2-4 if there were previously reported vehicles.
 2. Display but gray out (instead of blue text) previously disposed of vehicles (8500.LSD_STAT = 3).

Skip Instructions: Goto RLV_ITEM in BSect9L1 Block

Instrument SAS Name: S9_INTRO

Destination Data Set: ELSD

Report Section: 09

Block

BSECT9L1
BSECT9L1

Description: Rented Vehicles

Tab Name:

Fly Over Name:

Universe Type: If

Inherited Universe:

Universe: S9_INTRO = Continue {1}

Universe Description:

Array:

Block Instructions: Max # of rows: 10

BTABLEA
BSECT9L1.BTABLEA

Block

Description:

Tab Name:

Fly Over Name:

Universe Type: lf

Inherited Universe:

Universe:

Universe Description:

Array:

Block Instructions:

Block

BROW
BSECT9L1.BTABLEA.BROW

Description:

Tab Name:
Fly Over Name:
Universe Type: While

Inherited Universe:

Universe: (RLV_ITEM(previous row) <> 99) AND (ROW # < 11)

Universe Description:

Array:

Block Instructions:

SoftLowerLimit

Field

BSECT9L1.BTABLEA.BROW.SoftLowerLimit

Description: Lower ranges for ERR1

Form Pane Label:

SAS Name:

Tag Name:

Inherited Universe:

Universe:

Universe Description:

Question Text:

Type: Integer

Length: 8

Min: 0

Max: 99999999

- Don't Know
- Refuse
- Empty

- On Input
- On Output

Store Instructions: SoftLowerLimit[1] := 10
SoftLowerLimit[2] := 10
SoftLowerLimit[3] := 10
SoftLowerLimit[4] := 10
SoftLowerLimit[5] := 10
SoftLowerLimit[6] := 10
SoftLowerLimit[7] := 10

Array:

Number of Elements: 40

Special Instructions: NOTE: Number of elements is set to 40 to be generic across sections and so if more options are added later this won't need to change

Field

SoftUpperLimit

BSECT9L1.BTABLEA.BROW.SoftUpperLimit

Description: Upper ranges for ERR1

Form Pane Label:

SAS Name:

Tag Name:

Inherited Universe:

Universe:

Universe Description:

Question Text:

Type: Integer

Length: 8

Min: 0

Max: 99999999

- Don't Know
- Refuse
- Empty

- On Input
- On Output

Store Instructions: SoftUpperLimit[1] := 1200
SoftUpperLimit[2] := 1200
SoftUpperLimit[3] := 1200
SoftUpperLimit[4] := 1200
SoftUpperLimit[5] := 1200
SoftUpperLimit[6] := 1200
SoftUpperLimit[7] := 1200

Array:

Number of Elements: 40

Special Instructions: NOTE: Number of elements is set to 40 to be generic across sections and so if more options are added later this won't need to change

RLV_ITEM

Field

BSECT9L1.BTABLEA.BROW.RLV_ITEM

Description: Vehicle rentals

Form Pane Label: Rented vehicle

SAS Name:

Tag Name: RLV_ITEM

Inherited Universe:

Universe:

Universe Description:

Help Screen: H_S9

Question Text:  27 ? [F1]

SCREEN 1 -----

Since the first of ^REF_MONTH, have ^YOU_ANYMEM rented any automobiles, trucks, minivans, vans, or SUVs, which were not used entirely for business?
Do not include leased vehicles.

SCREEN 2 -----

Since the first of ^REF_MONTH, have ^YOU_ANYMEM rented any other vehicles such as boats, aircraft, motorcycles, trailers, or recreational vehicles not used entirely for business?

- Do not include rentals of mopeds and motor scooters.

- IF YES -

Did you rent any -

Fills: REF_MONTH

Instructions: Set REF_MONTH = 3 months before the interview.

Calculated by taking the INTPER from record type 10 to come up with the base month to start from.

Fills: YOU_ANYMEM

Instructions: IF NUMHOUSE = 1 then fill "you"

ELSE fill "you or any members of your household"

Type: Enumerated

Length: 3

Answer List: TSec10altems

Value:	Mnemonic:	Description:
1	Automobile	Automobiles, trucks, minivans, vans, or SUVs'
2	MotorHome	Campers, motor homes, or RVs
3	Motorcycle	Motorcycles
4	Boat_motor	Boats, including kayaks or jet-skis
5	OtherTrailer	Trailers to tow boats or other cargo
6	Aircraft	Aircraft
7	OtherVehicle	Other vehicles
95	NoMore95	Continue list
99	NoMore99	None/No more entries
888	Delete line	Delete the line

- Don't Know
- Refuse
- Empty

- On Input
- On Output

Store Instructions: 1. Set RENTCODE as follows:

```
IF RLV_ITEM.ord = 1 then set RENTCODE = '105'  
ELSEIF RLV_ITEM.ord = 2 then set RENTCODE = '125'  
ELSEIF RLV_ITEM.ord = 3 then set RENTCODE = '150'  
ELSEIF RLV_ITEM.ord = 4 then set RENTCODE = '165'  
ELSEIF RLV_ITEM.ord = 5 then set RENTCODE = '180'  
ELSEIF RLV_ITEM.ord = 6 then set RENTCODE = '190'  
ELSEIF RLV_ITEM.ord = 7 then set RENTCODE = '200'
```

2. Set Item2Shadow = RLV_ITEM

Array:

- Special Instructions:**
1. Answer list options should be in bold black except 95, 99 and 888, they should be in regular black.
(Once an answer list option is selected and the "Any more" question is answered, the answer list description color should be changed to regular blue.)
 2. For SCREEN 1, display answer list options 1 95 and 888
For SCREEN 2, display answer list options 2-7, 99 and 888
 3. IF RLV_ITEM = 888 then "SHOW" the fields in the row

Skip Instructions: 1-7: IF RLV_ITEM <> Item2Shadow then goto CK_ITEM
ELSE goto ANYVACAT

95: Goto RLV_ITEM for the next row

99: Exit the table and goto S9A_END

888: IF row number = 10 THEN exit the table and goto S9A_END
ELSE goto RLV_ITEM for the next row

Instrument SAS Name: RLV_ITEM

Destination Data Set: ERLV

Sponsor Field Type: C

Report Section: 09

Check

CK_ITEM
BSECT9L1.BTABLEA.BROW.CK_ITEM

Description: Changed ITEM to a different selection, after completing the row

Inherited Universe:

Universe: RLV_ITEM <> Item2Shadow AND NOT (RLV_ITEM IN [NoMore95, NoMore99, DeleteLine]) AND RLV_ITEM <> EMPTY

Universe Description: After a row is completed, the user has backed up and changed the item number to another valid item number

Text: • [Press "S" to change this item code and enter new data](#)

[Press ENTER to re-enter the original item code: ^OldItem](#)

Check Instructions: IF SUPPRESSED then set all fields in this row to EMPTY:
RLVDESC, Anyvacat, Anybsnrm, Bsnsptcz, RENTEXPX, RLVSTORE, RLVPIKUP,
RLVPIKST, RLVRSRV, THRDPRTY, THRDPLC, THDPLCST, RLVPURCH,
RLVMORE,
Rlv_Orig, Rlv_Stat

Type: Soft

Skip Instructions: SUPPRESS: Goto ANYVACAT

All others, go back to RLV_ITEM

Fills: OldItem

Instructions: Fill entry in Item2Shadow

RLVDESC

Field

BSECT9L1.BTABLEA.BROW.RLVDESC

Description: Description - SHOW ONLY Field

Form Pane Label: Vehicle Type

SAS Name:

Tag Name:

Inherited Universe:

Universe:

Universe Description:

Question Text: ** SHOW ONLY **

Type: String

Length: 30

- Don't Know
- Refuse
- Empty

- On Input
- On Output

Store Instructions: Set RLVDESC

If RLV_ITEM.ord = 1 then set RLVDESC = 'Auto, truck, minivan, van'

If RLV_ITEM.ord = 2 then set RLVDESC = 'Camper/motor home/RV'

If RLV_ITEM.ord = 3 then set RLVDESC = 'Motorcycle'

If RLV_ITEM.ord = 4 then set RLVDESC = 'Boat'

If RLV_ITEM.ord = 5 then set RLVDESC = 'Trailer to tow boats/cargo'

If RLV_ITEM.ord = 6 then set RLVDESC = 'Aircraft'

If RLV_ITEM.ord = 7 then set RLVDESC = 'Other vehicle'

Array:

Destination Data Set: ERLV

Report Section: 09

Field

ANYVACAT
BSECT9L1.BTABLEA.BROW.ANYVACAT

Description: Vehicle rental for trip use

Form Pane Label: Used for trips?

SAS Name: ANYVACAT

Tag Name: ANYVACAT

Inherited Universe:

Universe: NOT (RLV_ITEM IN [NoMore95, NoMore99, DeleteLine]) AND RLV_ITEM <> EMPTY

Universe Description: All, except RLV_ITEM = 95, 99, or 888

Question Text: Was the ^S09_RentDesc rented solely for use on a vacation, overnight trip, or a trip of 75 miles or more one way?

Fills: S09_RentDesc

Instructions: If RLV_ITEM = 1 then fill 'auto, truck, minivan, van, or SUV'

Elseif RLV_ITEM = 2 then fill 'camper, motor home, or RV'

Elseif RLV_ITEM = 3 then fill 'motorcycle'

Elseif RLV_ITEM = 4 then fill 'boat'

Elseif RLV_ITEM = 5 then fill 'trailer, to tow boats or other cargo'

Elseif RLV_ITEM = 6 then fill 'aircraft'

Elseif RLV_ITEM = 7 then fill 'other vehicle'

Type: Enumerated

Length: 1

Answer List: TYesNo

Value:	Mnemonic:	Description:
1	Yes	Yes
2	No	No

- Don't Know
- Refuse
- Empty

- On Input
- On Output

Array:

Skip Instructions: Goto RENTEXPX

Instrument SAS Name: ANYVACAT

Destination Data Set: ERLV

Sponsor Field Type: C

Report Section: 09

Field

RENTEXPX
BSECT9L1.BTABLEA.BROW.RENTEXPX

Description: Vehicle rental expense

Form Pane Label: Rent \$

SAS Name: RENTEXPX

Tag Name: RENTEXPX

Inherited Universe:

Universe: NOT (RLV_ITEM IN [NoMore95, NoMore99, DeleteLine]) AND RLV_ITEM <> EMPTY

Universe Description: All, except RLV_ITEM = 95, 99, or 888

Help Screen: H_RENTEXPX

Question Text: ? [F1]

Since the first of ^REF_MONTH, not including ^CUR_MONTH, what has been your expense for renting this vehicle?

Fills: REF_MONTH

Instructions: Set REF_MONTH = 3 months before the interview.

Calculated by taking the INTPER from record type 10 to come up with the base month to start from.

Fills: CUR_MONTH

Instructions: Fill with current month.

Type: Integer

Length: 6

Min: 1

Max: 99999

- Don't Know
- Refuse
- Empty

- On Input
- On Output

Store Instructions: IF RENTEXPX is in range or NONRESPONSE then set RENT_XPX = EMPTY

Array:

Special Instructions: Display \$ and comma in the entry field.

Skip Instructions: IF RENTEXPX < SoftLowerLimit[RLV_ITEM] or RENTEXPX > SoftUpperLimit[RLV_ITEM] then goto ERR1_AMOUNT

ELSEIF BCeintro.BUSCREEN = 2 and RLV_ITEM = 1 and (Rt10.POPGRP = 05 or 06 or 19) then goto RLVSTORE

ELSEIF BCeintro.BUSCREEN = 2 then goto RLVMORE

ELSE goto ANYBSNRM

Instrument SAS Name: RENTEXPX

Destination Data Set: ERLV

Sponsor Field Type: N

Report Section: 09

Check

ERR1_AMOUNT
BSECT9L1.BTABLEA.BROW.ERR1_AMOUNT

Description: Out of Range Check

Inherited Universe:

Universe: (RENTEXPX < SoftLowerLimit[RLV_ITEM] or RENTEXPX > SoftUpperLimit[RLV_ITEM]) AND RENTEXPX = RESPONSE

Universe Description:

Text: * THE VALUE ENTERED IS UNUSALLY HIGH OR LOW

PLEASE VERIFY AND IF CORRECT, ENTER ITEM LEVEL NOTE

Check Instructions: If suppressed then set RENT_XPX = 'A1'

Type: Soft

Skip Instructions: Suppress: IF BCEintro.BUSCREEN = 2 and ITEM = 1 and
(Rt10.POPGRP = 05 or 06 or 19) then goto RLVSTORE
ELSEIF BCEintro.BUSCREEN = 2 then goto RLVMORE
ELSE goto ANYBSNRM

All others, go back to RENTEXPX

ANYBSNRM

Field

BSECT9L1.BTABLEA.BROW.ANYBSNRM

Description: Any expense deductions for rental?

Form Pane Label: Deducted/reimb

SAS Name: ANYBSNRM

Tag Name: ANYBSNRM

Inherited Universe:

Universe: NOT (RLV_ITEM IN [NoMore95, NoMore99, DeleteLine]) AND RLV_ITEM <> EMPTY AND bCeintro.BUSCREEN <> No {2}

Universe Description: household business screener is not "no"

Question Text: Were or will any of the rental expenses be deducted as business expenses, reimbursed, or paid by someone outside of the household?

Type: Enumerated

Length: 1

Answer List: TYesNo

Value:	Mnemonic:	Description:
1	Yes	Yes
2	No	No

- Don't Know
- Refuse
- Empty

- On Input
- On Output

Array:

Skip Instructions: 1: Goto BSNSPCTZ

```
2,DK,RF: IF RLV_ITEM = 1 and (Rt10.POPGRP = 05 or 06 or 19) then goto RLVSTORE  
          ELSE goto RLVMORE
```

Instrument SAS Name: ANYBSNRM

Destination Data Set: ERLV

Sponsor Field Type: C

Report Section: 09

BSNSPCTZ

Field

BSECT9L1.BTABLEA.BROW.BSNSPCTZ

Description: Percent of total expense

Form Pane Label: Percent

SAS Name: BSNSPCTZ

Tag Name: BSNSPCTZ

Inherited Universe:

Universe: ANYBSNRM = Yes {1}

Universe Description:

Question Text: What percent of the total expense will this cover?

Type: Integer

Length: 3

Min: 1

Max: 100

Don't Know

Refuse

Empty

On Input

On Output

Array:

Skip Instructions: 1-99,DK,RF: IF RLV_ITEM = 1 and (Rt10.POPGRP = 05 or 06 or 19) then goto
RLVSTORE
ELSE goto RLVMORE

100: Goto ERR2_BSNSPCTZ

Instrument SAS Name: BSNSPCTZ

Destination Data Set: ERLV

Sponsor Field Type: N

Report Section: 09

Check

ERR2_BSNSPCTZ
BSECT9L1.BTABLEA.BROW.ERR2_BSNSPCTZ

Description: 100% Business

Inherited Universe:

Universe: BSNSPCTZ = 100

Universe Description:

Text: * 100% WAS ENTERED

PLEASE VERIFY

Check Instructions:

Type: Soft

Skip Instructions: Suppress: Goto RLVMORE

All others, go back to BSNSPCTZ

RLVSTORE

Field

BSECT9L1.BTABLEA.BROW.RLVSTORE

Description: Name of rental company

Form Pane Label: Rental Comp.

SAS Name: RLVSTORE

Tag Name: RLVSTORE

Inherited Universe:

Universe: RLV_ITEM.ord = 1 AND (VAL(Rt10.POPGRP) = 5 or VAL(Rt10.POPGRP) = 6 or VAL(Rt10.POPGRP) = 19) AND BSNSPCTZ <> 100

Universe Description:

Question Text: What is the name of the rental car company used?

✦ Enter store, website, or company name

Type: String

Length: 45

Don't Know
 Refuse
 Empty

On Input
 On Output

Array:

Skip Instructions: ENTRY: IF uppercase entry = 'GROUPON' or 'GROUPON.COM' then goto ERR_GROUPON
ELSE goto RLVPIKUP

DK,RF: Goto RLVMORE

Instrument SAS Name: RLVSTORE

Destination Data Set: ERLV

Sponsor Field Type: C

Report Section: 09

Date Implemented (YYYY-MM-DD): July 2018

ERR_GROUPON

Check

BSECT9L1.BTABLEA.BROW.ERR_GROUPON

Description: Groupon Check

Inherited Universe:

Universe: UPPERCASE(RLVSTORE) = 'GROUPON' or 'GROUPON.COM'

Universe Description:

Text: * ENTER THE STORE OR COMPANY THAT THE GROUPON IS FOR.

DO NOT ENTER "GROUPON"

Check Instructions:

Type: Soft

Skip Instructions: Suppress: Goto RLVPIKUP

All others, go back to RLVSTORE

Field

RLVPIKUP
BSECT9L1.BTABLEA.BROW.RLVPIKUP

Description: Where Picked Up - City

Form Pane Label: Pk Up City

SAS Name: RLVPIKUP

Tag Name: RLVPIKUP

Inherited Universe:

Universe: RLVSTORE = RESPONSE

Universe Description:

Question Text: In what city was the vehicle picked up?

Type: String

Length: 45

Don't Know

Refuse

Empty

On Input

On Output

Array:

Skip Instructions: Goto RLVPIKST

Instrument SAS Name: RLVPIKUP

Destination Data Set: ERLV

Sponsor Field Type: C

Report Section: 09

Date Implemented (YYYY-MM-DD): July 2018

RLVPIKST

Field

BSECT9L1.BTABLEA.BROW.RLVPIKST

Description: Where Picked Up - State

Form Pane Label: State

SAS Name: RLVPIKST

Tag Name: RLVPIKST

Inherited Universe:

Universe: RLVSTORE = RESPONSE

Universe Description:

Help Screen: H_DESTCODE

Question Text: ? [F1]

In what state was the vehicle picked up?

✦ Enter the two character state abbreviation or "XX" for foreign country

Type: String

Length: 2

Don't Know

Refuse

Empty

On Input

On Output

Array:

Special Instructions: Use answer type TState - STRING[2], display width 4

Skip Instructions: IF entry is not a valid state abbreviation and entry <> XX then goto CK_RLVPIKST

ELSEIF entry = XX then goto RLVPIKCT

ELSE goto RLVRSRV

Instrument SAS Name: RLVPIKST

Destination Data Set: ERLV

Sponsor Field Type: C

Report Section: 09

Date Implemented (YYYY-MM-DD): July 2018

CK_RLVPIKST

Check

BSECT9L1.BTABLEA.BROW.CK_RLVPIKST

Description: Not a valid state abbreviation

Inherited Universe:

Universe: (RLVPIKST is not a valid state abbreviation) AND RLVPIKST <> 'XX' AND RLVPIKST = RESPONSE

Universe Description: State abbreviation entered is not valid

Text: * [Not a valid state abbreviation](#)

Check Instructions:

Type: Hard

Skip Instructions: Go back to RLVPIKST

Field

RLVPIKCT
BSECT9L1.BTABLEA.BROW.RLVPIKCT

Description: Where Picked Up - Country

Form Pane Label: Pk Up Country

SAS Name: RLVPIKCT

Tag Name: RLVPIKCT

Inherited Universe:

Universe: RLVPIKST = 'XX'

Universe Description: Picked up in a foreign country

Question Text: In what country was the vehicle picked up?

✦ Enter country name

Type: String

Length: 45

Don't Know

Refuse

Empty

On Input

On Output

Array:

Skip Instructions: Goto RLVRSRV

Instrument SAS Name: RLVPIKCT

Destination Data Set: ERLV

Sponsor Field Type: C

Report Section: 09

Date Implemented (YYYY-MM-DD): April 2023

RLVRSRV

Field

BSECT9L1.BTABLEA.BROW.RLVRSRV

Description: Direct or Third Party

Form Pane Label: Direct

SAS Name: RLVRSRV

Tag Name: RLVRSRV

Inherited Universe:

Universe: RLVSTORE = RESPONSE

Universe Description:

Question Text: Was the reservation made directly with ^RLVSTORE_FILL or through a third party?

Fills: RLVSTORE_FILL

Instructions: Fill entry in RLVSTORE

Type: Enumerated

Length: 1

Answer List: TDirectThird

Value:	Mnemonic:	Description:
1	Direct	Direct
2	Third	Third Party

Don't Know

Refuse

Empty

On Input

On Output

Array:

Special Instructions: IF (RLVRSRV = Direct {1} or RLVRSRV = NONRESPONSE) AND uppercase entry in RLVSTORE contains '.COM' then set RLVPURCH = 1 and "keep" and "show"

Skip Instructions: 1,DK,RF: IF uppercase entry in RLVSTORE contains '.COM'
then goto RLVMORE
ELSE goto RLVPURCH

2: Goto THRDPTY

Instrument SAS Name: RLVRSRV

Destination Data Set: ERLV

Sponsor Field Type: C

Report Section: 09

Date Implemented (YYYY-MM-DD): July 2018

THRDPRTY

Field

BSECT9L1.BTABLEA.BROW.THRDPRTY

Description: Reservation Company

Form Pane Label: Resv Company

SAS Name: THRDPRTY

Tag Name: THRDPRTY

Inherited Universe:

Universe: RLVRSRV = Third {2}

Universe Description: Reservation made through a third party

Question Text: What is the name of the company you used to make your reservation?

✦ Enter store, website, or company name.

Type: String

Length: 45

Don't Know

Refuse

Empty

On Input

On Output

Store Instructions: If UPPERCASE ENTRY contains '.COM' then set RLVPURCH = 1 and "keep" and "show"

Array:

Skip Instructions: IF UPPERCASE ENTRY contains '.COM,' DK, or RF then goto RLVMORE

ELSE goto RLVPURCH

Instrument SAS Name: THRDPRTY

Destination Data Set: ERLV

Sponsor Field Type: C

Report Section: 09

Date Implemented (YYYY-MM-DD): July 2018

RLVPURCH

Field

BSECT9L1.BTABLEA.BROW.RLVPURCH

Description: Purchased Online or in person

Form Pane Label: Online

SAS Name: RLVPURCH

Tag Name: RLVPURCH

Inherited Universe:

Universe: ((RLVRSRV = Direct {1} or RLVRSRV = NONRESPONSE) and
RLVSTORE = RESPONSE and
(UPPERCASE(RLVSTORE) does not contain '.COM'))
OR
(THRDPRTY = RESPONSE and
(UPPERCASE(THRDPRTY) does not contain '.COM'))

Universe Description:

Question Text: Was this reservation made -

Type: Enumerated

Length: 1

Answer List: TOnline

Value:	Mnemonic:	Description:
1	Online	Online?
2	InPerson	In person?
3	MailTel	By mail or telephone order?
4	Other	Other

- Don't Know
- Refuse
- Empty

- On Input
- On Output

Array:

Special Instructions: Answer list options 1-3 should be bold black

Skip Instructions: 1,3,4, DK,RF: Goto RLVMORE

2: IF THRDPRTY = RESPONSE then goto THRDPLC
ELSE goto RLVMORE

Instrument SAS Name: RLVPURCH

Destination Data Set: ERLV

Sponsor Field Type: C

Report Section: 09

Date Implemented (YYYY-MM-DD): July 2018

THRDPLOC

Field

BSECT9L1.BTABLEA.BROW.THRDPLOC

Description: Reservation Company Location - City

Form Pane Label: 3rd Party Loc

SAS Name: THRDPLOC

Tag Name: THRDPLOC

Inherited Universe:

Universe: RLVPURCH = InPerson {2} AND THRDPRTY = RESPONSE

Universe Description: Reservation was made in person through a third party

Question Text: In what city is ^THRDPRTY_FILL located?

Fills: THRDPRTY_FILL

Instructions: Fill entry in THRDPRTY

Type: String

Length: 45

- Don't Know
- Refuse
- Empty

- On Input
- On Output

Array:

Skip Instructions: Goto THDPLCST

Instrument SAS Name: THRDPLOC

Destination Data Set: ERLV

Sponsor Field Type: C

Report Section: 09

Date Implemented (YYYY-MM-DD): July 2018

Field

THDPLCST
BSECT9L1.BTABLEA.BROW.THDPCLCST

Description: Reservation Company Location - State

Form Pane Label: State

SAS Name: THDPLCST

Tag Name: THDPLCST

Inherited Universe:

Universe: RLVPURCH = InPerson {2} AND THRDPRTY = RESPONSE

Universe Description: Reservation was made in person through a third party

Help Screen: H_DESTCODE

Question Text: ? [F1]

In what state is ^THRDPRTY_FILL located?

• Enter the two character state abbreviation

Fills: THRDPRTY_FILL

Instructions: Fill entry in THRDPRTY

Type: String

Length: 2

Don't Know
 Refuse
 Empty

On Input
 On Output

Array:

Special Instructions: Use answer type TState - STRING[2], display width 4

Skip Instructions: IF entry is not a valid state abbreviation and entry <> XX then
goto CK_THDPLCST

ELSE goto RLVMORE

Instrument SAS Name: THDPLCST

Destination Data Set: ERLV

Sponsor Field Type: C

Report Section: 09

Date Implemented (YYYY-MM-DD): July 2018

Check

CK_THDPLCST
BSECT9L1.BTABLEA.BROW.CK_THDPLCST

Description: Not a valid state abbreviation

Inherited Universe:

Universe: (THDPLCST is not a valid state abbreviation) AND THDPLCST <> 'XX' AND THDPLCST = RESPONSE

Universe Description: State abbreviation entered is not valid

Text: * [Not a valid state abbreviation](#)

Check Instructions:

Type: Hard

Skip Instructions: Go back to THDPLCST

RLVMORE

Field

BSECT9L1.BTABLEA.BROW.RLVMORE

Description:

Form Pane Label: Any More

SAS Name:

Tag Name: RLVMORE

Inherited Universe:

Universe: NOT (RLV_ITEM IN [NoMore95, NoMore99, DeleteLine]) AND RLV_ITEM <> EMPTY

Universe Description: All, except RLV_ITEM = 95, 99, or 888

Question Text: Did you rent any other ^RENT_MORE_FILL?

Fills: RENT_MORE_FILL

Instructions: If RLV_ITEM.ord = 1 then fill 'autos, trucks, minivans, vans, or SUVs'

Elseif RLV_ITEM.ord = 2 then fill 'campers, motor homes, or RVs'

Elseif RLV_ITEM.ord = 3 then fill 'motorcycles'

Elseif RLV_ITEM.ord = 4 then fill 'boats'

Elseif RLV_ITEM.ord = 5 then fill 'trailers, to tow boats or other cargo'

Elseif RLV_ITEM.ord = 6 then fill 'aircraft'

Elseif RLV_ITEM.ord = 7 then fill 'vehicles'

Type: Enumerated

Length: 1

Answer List: TYesNo

Value:	Mnemonic:	Description:
1	Yes	Yes
2	No	No

Don't Know

Refuse

Empty

On Input

On Output

Store Instructions: Set Record Origin and Record Status

IF RLVMORE = RESPONSE or RLVMORE = NONRESPONSE THEN

Set RLV_ORIG = '1'

Set RLV_STAT = '1'

Array:

Special Instructions: If RLVMORE = Yes {1} and row number <> 10 THEN
pre-fill RLV_ITEM and RLVDESC for the next row with
the same information as the current row.

Skip Instructions: 1: IF row number = 10 then goto ERR_MAX
ELSE goto RLV_ITEM for the next row

2,DK,RF: IF row number = 10 then exit the table and goto S9A_END
ELSE goto RLV_ITEM for the next row

Instrument SAS Name: RLVMORE

Destination Data Set: ERLV

Report Section: 09

ERR_MAX

Check

BSECT9L1.BTABLEA.BROW.ERR_MAX

Description: Max Number of Rows Reached

Inherited Universe:

Universe: RLVMORE = Yes {1} AND (row number = 10)

Universe Description:

Text: ♦ [No more rows can be added](#)

Check Instructions:

Type: Hard

Skip Instructions: Go back to RLVMORE

Field

RENTCODE
BSECT9L1.BTABLEA.BROW.RENTCODE

Description: 3 digit item code

Form Pane Label:

SAS Name: RENTCODE

Tag Name:

Inherited Universe:

Universe:

Universe Description:

Question Text:

Type: String
Length: 3

- Don't Know
- Refuse
- Empty

- On Input
- On Output

Array:

Special Instructions: NOTE: See RLV_ITEM for how to set this field.

Valid Values: 105, 120, 135, 150, 160, 170, 180, 190, 200

Instrument SAS Name: RENTCODE

Destination Data Set: ERLV

Sponsor Field Type: C

Report Section: 09

RENT_XPX

Field

BSECT9L1.BTABLEA.BROW.RENT_XPX

Description: Range edit flag for RENTEXPX

Form Pane Label:

SAS Name: RENT_XPX

Tag Name:

Inherited Universe:

Universe:

Universe Description:

Question Text:

Type: String

Length: 2

Don't Know

Refuse

Empty

On Input

On Output

Array:

Special Instructions: NOTE: See ERR1_AMOUNT for how to set this field.

Valid Values: A1 = Range edit failed

(ERR1 check was suppressed)

Blank = Range edit passed

Instrument SAS Name: RENT_XPX

Destination Data Set: ERLV

Sponsor Field Type: C

Report Section: 09

Sponsor Edits: FLAG

Field

RLV_STAT
BSECT9L1.BTABLEA.BROW.RLV_STAT

Description: Record status

Form Pane Label:

SAS Name: REC_STAT

Tag Name:

Inherited Universe:

Universe:

Universe Description:

Question Text:

Type: String

Length: 1

- Don't Know
- Refuse
- Empty

- On Input
- On Output

Array:

Special Instructions: NOTE: See RLVMORE for how to set this field

Valid Values: 1 = Active Record

Instrument SAS Name: RLV_STAT

Destination Data Set: ERLV

Sponsor Field Type: C

Report Section: 09

RLV_ORIG

Field

BSECT9L1.BTABLEA.BROW.RLV_ORIG

Description: Record Origin

Form Pane Label:

SAS Name: REC_ORIG

Tag Name:

Inherited Universe:

Universe:

Universe Description:

Question Text:

Type: String

Length: 1

- Don't Know
- Refuse
- Empty

- On Input
- On Output

Array:

Special Instructions: NOTE: See RLVMORE for how to set this field

Valid Value: 1 = Data from current month interview.

Instrument SAS Name: RLV_ORIG

Destination Data Set: ERLV

Sponsor Field Type: C

Report Section: 09

Field

S9A_END
S9A_END

Description: End of Section 9 - Rentals

Form Pane Label:

SAS Name:

Tag Name:

Inherited Universe:

Universe: (BSect9L1.BTableA.Brow.RLV_ITEM = 99) OR (the table is full)

Universe Description:

Question Text:

Type: Classification

Length: 0

Don't Know

Refuse

Empty

On Input

On Output

Array:

Special Instructions: IF Any BSect9L1.BTableA.Brow.RLV_ITEM = 99 or the table is full
then Set S9A_END = Yes

Skip Instructions: Goto LP9R_Flag

Report Section: 09

LP9R_Flag

LP9R_Flag

Field

Description: Section 9 Extended Recall Flag - Rental Cars

Form Pane Label:

SAS Name:

Tag Name:

Inherited Universe:

Universe: S9A_END = "Yes"

Universe Description: Rental car section is complete

Question Text:

Type: Enumerated

Length: 1

Answer List: TYesNo

Value:	Mnemonic:	Description:
1	Yes	Yes
2	No	No

- Don't Know
- Refuse
- Empty

- On Input
- On Output

Store Instructions: FOR I:= 1-7 DO {# of ITEM answer options}
LP9R_Flag[I] = 2
ENDDO

```
FOR I:= 1 TO 10 DO {Max # of rows for the table}
  IF BSect9.BSect9L1.BTableA.Brow[I].RLV_ITEM = 1 THEN
    LP9R_Flag[1] := 1
  END
END DO
```

Array:

Number of Elements: 7

Skip Instructions: IF no vehicles on inventory chart or all vehicles have 8500.LSD_STAT = 3 then goto
BLEASE.BROW.LSD_ITEM
ELSE goto TblInventory block

Instrument SAS Name: LP9R_Flag

Report Section: 09

Date Implemented (YYYY-MM-DD): April 2019

TBLINVENTORY

TBLINVENTORY

Block

Description: Update Questions for leased cars reported last quarter

Tab Name:

Fly Over Name:

Universe Type: If

Inherited Universe:

Universe: ((BSECT09L1.BTABLEA.BROW.RLV_ITEM = 99) OR (Rent table is full))
AND (there are vehicles on the inventory table were 8500.LSD_STAT = 1)

Universe Description:

Array:

Block Instructions: 1. Max # of table rows: 24

2. The first four columns in the table should be pre-filled with data from the input file.
 - 8500.LSDNUM (vehicle number)
 - 8500.MODELYR (vehicle year)
 - 8500.MKMD_SCR (vehicle make/model)
 - If 8500.MKMD_SCR is XXXXX, then display 8500.OTHMODEL (other make/model)
 - 8500.ANYBUSIN (business use)
 - If 1, display "yes",
 - If 2, display "no".
3. Gray out the first four columns of the table
They should be "show only".
4. Do not display previously disposed of vehicles
(8500.LST_STAT = 3)
5. Place the cursor on the fifth column (LVIHAVE).
This is the first question to be asked.

Block

BLKROW
TBLINVENTORY.BLKROW

Description: Row Level Block

Tab Name:

Fly Over Name:

Universe Type: While

Inherited Universe:

Universe: LSDNUM <> EMPTY

Universe Description: Ask questions for all active inventory vehicles

Array:

Block Instructions:

LSDNUM

Field

TBLINVENTORY.BLKROW.LSDNUM

Description: Vehicle Number - SHOW Field ONLY

Form Pane Label: Vehicle Number

SAS Name:

Tag Name:

Inherited Universe:

Universe:

Universe Description:

Question Text: ** SHOW VARIABLE **

Type: Integer

Length: 2

Min: 1

Max: 24

- Don't Know
- Refuse
- Empty

- On Input
- On Output

Store Instructions: Set = 8500.LSDNUM

Array:

Special Instructions: Valid Values: 1-24

Instrument SAS Name: LSDNUM

Destination Data Set: ELSD

Report Section: 09

Field

MODEL YR
TBLINVENTORY.BLKROW.MODEL YR

Description: Model Year - SHOW ONLY

Form Pane Label: Vehicle Year

SAS Name:

Tag Name:

Inherited Universe:

Universe:

Universe Description:

Question Text: ** SHOW ONLY **

Type: Integer

Length: 5

Min: 1900

Max: 9999

Don't Know

Refuse

Empty

On Input

On Output

Array:

Special Instructions: Set = 8500.MODEL YR

Instrument SAS Name: MODEL YR

Report Section: 09

MKMD_SCR

Field

TBLINVENTORY.BLKROW.MKMD_SCR

Description: Make/Model - SHOW ONLY

Form Pane Label: Vehicle Make/Model

SAS Name:

Tag Name:

Inherited Universe:

Universe:

Universe Description:

Question Text: ** SHOW ONLY **

Type: String

Length: 30

- Don't Know
- Refuse
- Empty

- On Input
- On Output

Store Instructions: IF 8500.MKMD_SCR = XXXXX then set = 8500.OTHMODEL
ELSE Set = 8500.MKMD_SCR

Array:

Instrument SAS Name: MKMD_SCR

Report Section: 09

Field

OTHMODEL
TBLINVENTORY.BLKROW.OTHMODEL

Description: Other Make/Model - SHOW ONLY

Form Pane Label: Other Make/Model

SAS Name:

Tag Name:

Inherited Universe:

Universe:

Universe Description:

Question Text: ** SHOW VARIABLE **

Type: String

Length: 30

- Don't Know
- Refuse
- Empty

- On Input
- On Output

Array:

Instrument SAS Name: OTHMODEL

Report Section: 09

ANYBUSIN

Field

TBLINVENTORY.BLKROW.ANYBUSIN

Description: Business Use - SHOW ONLY

Form Pane Label: Business use

SAS Name:

Tag Name:

Inherited Universe:

Universe:

Universe Description:

Question Text: ** SHOW ONLY **

Type: Enumerated

Length: 1

Answer List: TYesNo

Value:	Mnemonic:	Description:
1	Yes	Yes
2	No	No

- Don't Know
- Refuse
- Empty

- On Input
- On Output

Store Instructions: Set = 8500.ANYBUSIN

Array:

Instrument SAS Name: ANYBUSIN

Report Section: 09

Field

LVIHAVE
TBLINVENTORY.BLKROW.LVIHAVE

Description: Still have leased vehicle?

Form Pane Label: Still have?

SAS Name: LVIHAVE

Tag Name: LVIHAVE

Inherited Universe:

Universe: 8500.LSD_STAT <> 3

Universe Description:

Question Text: Now I am going to ask about leased vehicles you mentioned previously.

Are you still leasing the ^8500_MODEL_YR ^fillLvihave?

* If the vehicle was purchased at the end of the lease, collect the new vehicle in Section 10

<u>Vehicle Number</u>	<u>Vehicle Year</u>	<u>Vehicle Make/Model</u>	<u>Business</u>
(LSDNUM)	(MODEL_YR)	(MKMD_SCR)	(ANYBUSIN)

Fills: 8500_MODEL_YR

Instructions: Fill entry in 8500.MODEL_YR

Fills: fillLvihave

Instructions: IF 8500.MKMD_SCR = XXXXX then fill entry in 8500.OTHMODEL
ELSE fill entry in 8500.MKMD_SCR.

Type: Enumerated

Length: 1

Answer List: TYesNo

Value:	Mnemonic:	Description:
1	Yes	Yes
2	No	No

- Don't Know
- Refuse
- Empty

- On Input
- On Output

Array:

Special Instructions: For 2nd and subsequent times this question is displayed, dark gray out the intro "Now I am going to ask about leased vehicles you mentioned previously."

Skip Instructions: 1,DK,RF: Goto S09INV_END

2: Goto LVIENDMO

Instrument SAS Name: LVIHAVE

Destination Data Set: ELSD

Sponsor Field Type: C

Report Section: 09

Field

LVIENDMO
TBLINVENTORY.BLKROW.LVIENDMO

Description: Month of lease termination

Form Pane Label: Month

SAS Name: LVIENDMO

Tag Name: LVIENDMO

Inherited Universe:

Universe: LVIHAVE = No {2}

Universe Description: No, not still leasing the vehicle

Question Text: What month was the lease terminated?

Vehicle Number Vehicle Year Vehicle Make/Model Business
(LSDNUM) (MODELYR) (MKMD_SCR) (ANYBUSIN)

Type: Enumerated

Length: 2

Answer List: TMONTH

Value:	Mnemonic:	Description:
1	Jan	January
2	Feb	February
3	Mar	March
4	Apr	April
5	May	May
6	Jun	June
7	Jul	July
8	Aug	August
9	Sep	September
10	Oct	October
11	Nov	November
12	Dec	December

- Don't Know
- Refuse
- Empty

On Input
 On Output

Array:

Special Instructions: Only display ref_month - Cur_month answer list options.

Skip Instructions: Goto TERMFEE

Instrument SAS Name: LVIENDMO

Destination Data Set: ELSD

Sponsor Field Type: C

Report Section: 09

Field

TERMFEE
TBLINVENTORY.BLKROW.TERMFEE

Description: Fees incurred at lease termination

Form Pane Label: Fees

SAS Name: TERMFEE

Tag Name: TERMFEE

Inherited Universe:

Universe: LVIHAVE = No {2}

Universe Description: Not still leasing the vehicle

Help Screen: H_ANYFEES

Question Text: ? [F1]

Were any fees incurred at the termination of the lease?

Vehicle Number Vehicle Year Vehicle Make/Model Business
(LSDNUM) (MODELYR) (MKMD_SCR) (ANYBUSIN)

Type: Enumerated

Length: 1

Answer List: TYesNo

Value:	Mnemonic:	Description:
1	Yes	Yes
2	No	No

- Don't Know
- Refuse
- Empty

- On Input
- On Output

Array:

Skip Instructions: 1: Goto TERMFEEX

2,DK,RF: Goto S09INV_END

Instrument SAS Name: TERMFEE

Destination Data Set: ELSD

Sponsor Field Type: C

Report Section: 09

Field

TERMFEEEX
TBLINVENTORY.BLKROW.TERMFEEEX

Description: Amount of fees accrued

Form Pane Label: Amount

SAS Name: TERMFEEEX

Tag Name: TERMFEEEX

Inherited Universe:

Universe: TERMFEE = Yes {1}

Universe Description: Yes, fess incurred at lease termination

Question Text: How much?

Vehicle Number Vehicle Year Vehicle Make/Model Business
(LSDNUM) (MODELYR) (MKMD_SCR) (ANYBUSIN)

Type: Integer

Length: 6

Min: 1

Max: 99999

Don't Know

Refuse

Empty

On Input

On Output

Store Instructions: IF TERMFEEEX is in range or NONRESPONSE then set TERM_EEX = EMPTY

Array:

Special Instructions: Display \$ and comma in the entry field.

Skip Instructions: 1-99999: IF TERMFEEEX < 25 or TERMFEEEX > 7000 then
goto ERR1_TERMFEEEX
ELSE goto S09INV_END

DK,RF: Goto S09INV_END

Instrument SAS Name: TERMFEEEX

Destination Data Set: ELSD

Sponsor Field Type: N

Report Section: 09

Check

ERR1_TERMFEEX
TBLINVENTORY.BLKROW.ERR1_TERMFEEX

Description: Out of Range Check

Inherited Universe:

Universe: (TERMFEEX < 25 or TERMFEEX > 7000) AND TERMFEEX = RESPONSE

Universe Description:

Text: * THE VALUE ENTERED IS UNUSUALLY HIGH OR LOW

PLEASE VERIFY AND IF CORRECT, ENTER ITEM LEVEL NOTE

Check Instructions: IF suppressed then set TERM_EEX = 'A1'

Type: Soft

Skip Instructions: Suppress: Goto S09INV_END

All others, go back to TERMFEEX

S09INV_END

Field

TBLINVENTORY.BLKROW.S09INV_END

Description:

Form Pane Label:

SAS Name:

Tag Name:

Inherited Universe:

Universe: TERMFEE = No {2} OR TERMFEE = NONRESPONSE OR
TERMFEEX = RESPONSE OR TERMFEEX = NONRESPONSE OR
LVIHAVE = Yes {1} or LVIHAVE = NONRESPONSE

Universe Description:

Question Text:

Type: Classification

Length: 0

- Don't Know
- Refuse
- Empty

- On Input
- On Output

Array:

Skip Instructions: IF no more vehicles on the inventory table then exit block and goto the BSECT09L2
Block

ELSE goto LVIHAVE for next appropriate vehicle on the
inventory table

Report Section: 09

Field

TERM_EEX
TBLINVENTORY.BLKROW.TERM_EEX

Description: Range edit flag for TERMFEEEX

Form Pane Label:

SAS Name: TERM_EEX

Tag Name:

Inherited Universe:

Universe:

Universe Description:

Question Text:

Type: String

Length: 2

- Don't Know
- Refuse
- Empty

- On Input
- On Output

Array:

Special Instructions: NOTE: See ERR1_TERMFEEEX for how to set this field.

Valid Values: A1 = Range edit failed
(ERR1 check was suppressed)
Blank = Range edit passed

Instrument SAS Name: TERM_EEX

Destination Data Set: ELSD

Sponsor Field Type: C

Report Section: 09

Sponsor Edits: FLAG

MATCHID

Field

TBLINVENTORY.BLKROW.MATCHID

Description: Vehicle Match ID - Output Only Field

Form Pane Label:

SAS Name:

Tag Name:

Inherited Universe:

Universe:

Universe Description:

Question Text:

Type: Integer

Length: 2

Min: 1

Max: 99

- Don't Know
- Refuse
- Empty

- On Input
- On Output

Store Instructions: Set = 850014.MATCHID

Array:

Special Instructions: Valid Values: 1-99

Instrument SAS Name: MATCHID

Destination Data Set: ELSD

Sponsor Field Type: N

Report Section: 09

Block

BSECT9L2
BSECT9L2

Description: New Leased Vehicles

Tab Name:

Fly Over Name:

Universe Type: If

Inherited Universe:

Universe: S9_INTRO = Continue {1}

Universe Description: ALL

Array:

Block Instructions: Max # of rows: 6

BLEASE
BSECT9L2.BLEASE

Block

Description:

Tab Name:

Fly Over Name:

Universe Type:

Inherited Universe:

Universe:

Universe Description:

Array:

Block Instructions:

Block

BROW
BSECT9L2.BLEASE.BROW

Description:

Tab Name:
Fly Over Name:
Universe Type: While

Inherited Universe:

Universe: (LSD_ITEM(previous row) <> 99) AND (ROW # < 7)

Universe Description: Ask questions until LSD_ITEM = 99 or row number = 7

Array:

Block Instructions:

SoftLowerLimit

Field

BSECT9L2.BLEASE.BROW.SoftLowerLimit

Description: Lower ranges for ERR1s for NUMPAY, PAYEXPX, EMPYEXP, TRADEEXP, DOWNEXP, DNEMPEXP, and FEESEXP

Form Pane Label:

SAS Name:

Tag Name:

Inherited Universe:

Universe:

Universe Description:

Question Text:

Type: Integer

Length: 8

Min: 0

Max: 99999999

- Don't Know
- Refuse
- Empty

- On Input
- On Output

Store Instructions:

SoftLowerLimit[1] := 12	{Numpay}
SoftLowerLimit[2] := 158	{payexp}
SoftLowerLimit[3] := 5	{emptyexp}
SoftLowerLimit[4] := 400	{tradeexp}
SoftLowerLimit[5] := 262	{downexp}
SoftLowerLimit[6] := 5	{dnempexp}
SoftLowerLimit[7] := 50	{feesexp}

Array:

Number of Elements: 40

Special Instructions: NOTE: Number of elements is set to 40 to be generic across sections and so if more options are added later this won't need to change

Field

SoftUpperLimit
BSECT9L2.BLEASE.BROW.SoftUpperLimit

Description: Upper ranges for ERR1s for NUMPAY, PAYEXPX, EMPYEXP, TRADEEXP, DOWNEXP, DNEMPEXP, and FEESEXP

Form Pane Label:

SAS Name:

Tag Name:

Inherited Universe:

Universe:

Universe Description:

Question Text:

Type: Integer

Length: 8

Min: 0

Max: 99999999

- Don't Know
- Refuse
- Empty

- On Input
- On Output

Store Instructions: SoftUpperLimit[1] := 48 {Numpay}
SoftUpperLimit[2] := 700 {payexpx}
SoftUpperLimit[3] := 525 {emptyexp}
SoftUpperLimit[4] := 26000 {tradeexp}
SoftUpperLimit[5] := 10000 {downexp}
SoftUpperLimit[6] := 2500 {dnempexp}
SoftUpperLimit[7] := 3000 {feesexp}

Array:

Number of Elements: 40

Special Instructions: NOTE: Number of elements is set to 40 to be generic across sections and so if more options are added later this won't need to change

SoftLowerLimitP

Field

BSECT9L2.BLEASE.BROW.SoftLowerLimitP

Description: Lower ranges for ERR1_PAYTIME (PAYEXPX/PAYTIME)

Form Pane Label:

SAS Name:

Tag Name:

Inherited Universe:

Universe:

Universe Description:

Question Text:

Type: Integer

Length: 8

Min: 0

Max: 99999999

- Don't Know
- Refuse
- Empty

- On Input
- On Output

Store Instructions: PAYEXPX/PAYTIME:

SoftLowerLimitP[1] := 40	{Paytime = 1}
SoftLowerLimitP[2] := 79	{Paytime = 2}
SoftLowerLimitP[3] := 158	{Paytime = 3}
SoftLowerLimitP[4] := 474	{Paytime = 4}
SoftLowerLimitP[5] := 948	{Paytime = 5}
SoftLowerLimitP[6] := 1500	{Paytime = 6}
SoftLowerLimitP[7] := 5000	{Paytime = 7}
SoftLowerLimitP[8] := 5	{Paytime = 8}
SoftLowerLimitP[9] := 5	{Paytime = DK/RF}

Array:

Number of Elements: 40

Special Instructions: NOTE: Number of elements is set to 40 to be generic across sections and so if more options are added later this won't need to change

Field

SoftUpperLimitP

BSECT9L2.BLEASE.BROW.SoftUpperLimitP

Description: Upper ranges for ERR1_PAYTIME (PAYEXPX/PAYTIME)

Form Pane Label:

SAS Name:

Tag Name:

Inherited Universe:

Universe:

Universe Description:

Question Text:

Type: Integer

Length: 8

Min: 0

Max: 99999999

- Don't Know
- Refuse
- Empty

- On Input
- On Output

Store Instructions: PAYEXPX/PAYTIME:

SoftUpperLimitP[1] := 189	{Paytime = 1}
SoftUpperLimitP[2] := 377	{Paytime = 2}
SoftUpperLimitP[3] := 700	{Paytime = 3}
SoftUpperLimitP[4] := 2262	{Paytime = 4}
SoftUpperLimitP[5] := 4524	{Paytime = 5}
SoftUpperLimitP[6] := 9000	{Paytime = 6}
SoftUpperLimitP[7] := 10000	{Paytime = 7}
SoftUpperLimitP[8] := 9000	{Paytime = 8}
SoftUpperLimitP[9] := 9000	{Paytime = DK/RF}

Array:

Number of Elements: 40

Special Instructions: NOTE: Number of elements is set to 40 to be generic across sections and so if more options are added later this won't need to change

SoftLowerLimitE

Field

BSECT9L2.BLEASE.BROW.SoftLowerLimitE

Description: Lower ranges for ERR1_EXTRAEXP

Form Pane Label:

SAS Name:

Tag Name:

Inherited Universe:

Universe:

Universe Description:

Question Text:

Type: Integer

Length: 8

Min: 0

Max: 99999999

- Don't Know
- Refuse
- Empty

- On Input
- On Output

Store Instructions: EXTRAEXP/PAYTIME:

SoftLowerLimitE[1] := 5	{Paytime = 1}
SoftLowerLimitE[2] := 5	{Paytime = 2}
SoftLowerLimitE[3] := 5	{Paytime = 3}
SoftLowerLimitE[4] := 5	{Paytime = 4}
SoftLowerLimitE[5] := 5	{Paytime = 5}
SoftLowerLimitE[6] := 5	{Paytime = 6}
SoftLowerLimitE[7] := 5	{Paytime = 7}
SoftLowerLimitE[8] := 5	{Paytime = 8}
SoftLowerLimitE[9] := 5	{Paytime = DK/RF}

Array:

Number of Elements: 40

Special Instructions: NOTE: Number of elements is set to 40 to be generic across sections and so if more options are added later this won't need to change

Field

SoftUpperLimitE
BSECT9L2.BLEASE.BROW.SoftUpperLimitE

Description: Upper ranges for ERR1_EXTRAEXP

Form Pane Label:

SAS Name:

Tag Name:

Inherited Universe:

Universe:

Universe Description:

Question Text:

Type: Integer

Length: 8

Min: 0

Max: 99999999

- Don't Know
- Refuse
- Empty

- On Input
- On Output

Store Instructions: EXTRAEXP/PAYTIME:

SoftUpperLimitE[1] := 100	{Paytime = 1}
SoftUpperLimitE[2] := 200	{Paytime = 2}
SoftUpperLimitE[3] := 400	{Paytime = 3}
SoftUpperLimitE[4] := 1200	{Paytime = 4}
SoftUpperLimitE[5] := 2400	{Paytime = 5}
SoftUpperLimitE[6] := 4800	{Paytime = 6}
SoftUpperLimitE[7] := 3000	{Paytime = 7}
SoftUpperLimitE[8] := 3000	{Paytime = 8}
SoftUpperLimitE[9] := 3000	{Paytime = DK/RF}

Array:

Number of Elements: 40

Special Instructions: NOTE: Number of elements is set to 40 to be generic across sections and so if more options are added later this won't need to change

LSD_ITEM

Field

BSECT9L2.BLEASE.BROW.LSD_ITEM

Description: Any leased vehicles?

Form Pane Label: Any leased vehicles?

SAS Name:

Tag Name: LSD_ITEM

Inherited Universe:

Universe:

Universe Description:

Question Text: Since the first of ^REF_MONTH, have ^YOU_ANYMEM ^LSD_ITEM_FILL

Fills: REF_MONTH

Instructions: Set REF_MONTH = 3 months before the interview.

Calculated by taking the INTPER from record type 10 to come up with the base month to start from.

Fills: YOU_ANYMEM

Instructions: IF NUMHOUSE = 1 then fill "you"

ELSE fill "you or any members of your household"

Fills: LSD_ITEM_FILL

Instructions: IF INTNMBR = 1 OR NEWCU = 1, fill "made any lease payments or begun leasing any automobiles, trucks, minivans, vans, or SUVs not used entirely for business?"

ELSE Fill "begun leasing any automobiles, trucks, minivans, vans, or SUVs not used entirely for business?"

Type: Enumerated

Length: 3

Answer List: TSect9L2Item

Value:	Mnemonic:	Description:
1	Automobile	Automobiles, trucks, minivans, vans, or SUVs
99	NoMore99	None/No more entries
888	DeleteLine	Delete the line

- Don't Know
- Refuse
- Empty

- On Input
- On Output

Store Instructions: 1. IF entry of 1, store 105 in LSDCODE.

2. Set LSDNUM

Assign LSDNUM to each record.

IF INTNMBR = 1 or INTNMBR = 2-4, and no previously reported vehicles then start with '01'.

else start with the last 8500.LSDNUM from the inventory chart + 1.

Array:

- Special Instructions:** 1. Answer list option 1 should be in regular black
(Once an answer list option is selected and the "Any more" question is answered, the answer list description color should be changed to regular blue.)
2. For Screen 2: Display a question mark at the end of the answer list descriptions.

Skip Instructions: 1: Goto MODEL_YR

99: Exit block and goto S9_END

888: IF no more rows then exit block and goto S9_END
ELSE goto LSD_ITEM - next row of the table

Instrument SAS Name: LSD_ITEM

Destination Data Set: ELSD

Sponsor Field Type: C

Report Section: 09

LSDNUM

Field

BSECT9L2.BLEASE.BROW.LSDNUM

Description: Vehicle Number SHOW/OUT FIELD

Form Pane Label: Vehicle Number

SAS Name: LSDNUM

Tag Name:

Inherited Universe:

Universe:

Universe Description:

Question Text: ** SHOW/OUT Field **

Type: Integer

Length: 2

Min: 0

Max: 30

- Don't Know
- Refuse
- Empty

- On Input
- On Output

Array:

Special Instructions: NOTE: See LSD_ITEM for how to set this field.

Instrument SAS Name: LSDNUM

Destination Data Set: ELSD

Sponsor Field Type: C

Report Section: 09

Field

MODELYR
BSECT9L2.BLEASE.BROW.MODELYR

Description: Vehicle model year

Form Pane Label: Vehicle Year

SAS Name: MODELYR

Tag Name: MODELYR

Inherited Universe:

Universe: NOT (LSD_ITEM IN [NoMore99,DeleteLine]) AND LSD_ITEM <> EMPTY

Universe Description: LSD_ITEM = 1

Question Text: * [Ask if necessary](#)

What is the model year of the vehicle?

Type: Integer

Length: 5

Min: 1900

Max: 9999

Don't Know

Refuse

Empty

On Input

On Output

Array:

Skip Instructions: 1900-current year + 1: IF MODELYR < (current year + 1) then goto CK_MODELYR
ELSEIF MODELYR < current year - 5 then goto
CK2_MODELYR
ELSE goto MKMD_SCR

DK,RF: Goto MKMD_SCR

Instrument SAS Name: MODELYR

Destination Data Set: ELSD

Sponsor Field Type: C

Report Section: 09

Check

CK_MODEL_YR
BSECT9L2.BLEASE.BROW.CK_MODEL_YR

Description: Model Year is greater than the current year + 1

Inherited Universe:

Universe: MODEL_YR > (current year + 1)

Universe Description:

Text: [✦ Model year is not valid.](#)

Check Instructions:

Type: Hard

Skip Instructions: Go back to MODEL_YR

CK2_MODEL_YR

Check

BSECT9L2.BLEASE.BROW.CK2_MODEL_YR

Description: Model year is to old

Inherited Universe:

Universe: MODEL_YR < (current year - 5) AND MODEL_YR = RESPONSE

Universe Description:

Text: [✦ This model year is too old to be a current lease. Move it to Section 10.](#)

Check Instructions:

Type: Hard

Skip Instructions: Go back to MODEL_YR

Field

MKMD_SCR
BSECT9L2.BLEASE.BROW.MKMD_SCR

Description: Vehicle Make/Model

Form Pane Label: Vehicle Make/Model

SAS Name: MKMLDESC

Tag Name: MKMD_SCR

Inherited Universe:

Universe: NOT (LSD_ITEM IN [NoMore99,DeleteLine {888}]) AND LSD_ITEM <> EMPTY

Universe Description: LSD_ITEM = 1

Question Text: What is the make and model of this vehicle?

✦ If vehicle make and model is not found, key X

Type: String

Length: 30

Don't Know
 Refuse
 Empty

On Input
 On Output

Array:

Special Instructions: 1. Insert a Blaise alpha search function.
Give the FR the option of switching to an tri-gram search.

Display the list of vehicle make/models and allow the interviewer to highlight and select the appropriate make/model. On the grid, replace the keyed-in characters under the "Vehicle make" column with the FULL make/model selected from the list. Then store the appropriate make/model code in MKMDEL.

Skip Instructions: X: Goto OTHMODEL

ENTRY besides X, DK, RF: IF Bceintro.BUSCREEN = 2 then goto NUMPAY
ELSE goto ANYBUSIN

Instrument SAS Name: MKMD_SCR

Destination Data Set: ELSD

Sponsor Field Type: C

Report Section: 09

Field

OTHMODEL
BSECT9L2.BLEASE.BROW.OTHMODEL

Description: Make/model other specify

Form Pane Label: Other Make/Model

SAS Name: OTHMODEL

Tag Name: OTHMODEL

Inherited Universe:

Universe: UPPERCASE(Mkmdl) = 'XXXXX'

Universe Description: Vehicle not found on look-up list

Question Text: * Specify other make and model

Type: String

Length: 30

- Don't Know
- Refuse
- Empty

- On Input
- On Output

Array:

Skip Instructions: IF BCeintro.BUSCREEN = 2 then goto NUMPAY

ELSE goto ANYBUSIN

Instrument SAS Name: OTHMODEL

Destination Data Set: ELSD

Sponsor Field Type: C

Report Section: 09

ANYBUSIN

Field

BSECT9L2.BLEASE.BROW.ANYBUSIN

Description: Is it used for business?

Form Pane Label: Business use

SAS Name: ANYBUSIN

Tag Name: ANYBUSIN

Inherited Universe:

Universe: (MKMD_SCR = RESPONSE or MKMD_SCR = NONRESPONSE) AND
bCeintro.BUSCREEN <> No {2}

Universe Description:

Question Text: Is it used for business?

Type: Enumerated

Length: 1

Answer List: TYesNo

Value:	Mnemonic:	Description:
1	Yes	Yes
2	No	No

- Don't Know
- Refuse
- Empty

- On Input
- On Output

Array:

Skip Instructions: 1: Goto PRCBSNSZ

2,DK,RF: Goto NUMPAY

Instrument SAS Name: ANYBUSIN

Destination Data Set: ELSD

Sponsor Field Type: C

Report Section: 09

PRCBSNSZ

Field

BSECT9L2.BLEASE.BROW.PRCBSNSZ

Description: Percentage of mileage for business.

Form Pane Label: Percent business expense

SAS Name: PRCBSNSZ

Tag Name: PRCBSNSZ

Inherited Universe:

Universe: ANYBUSIN = Yes {1}

Universe Description:

Question Text: What percentage of the mileage is counted as a business expense?

Type: Integer

Length: 3

Min: 1

Max: 100

Don't Know

Refuse

Empty

On Input

On Output

Array:

Skip Instructions: 1-99,DK,RF: Goto NUMPAY

100: Goto ERR2_PRCBSNSZ

Instrument SAS Name: PRCBSNSZ

Destination Data Set: ELSD

Sponsor Field Type: N

Report Section: 09

Check

ERR2_PRCBSNSZ
BSECT9L2.BLEASE.BROW.ERR2_PRCBSNSZ

Description: 100% Business

Inherited Universe:

Universe: PRCBSNSZ = 100

Universe Description:

Text: * 100% WAS ENTERED

PLEASE VERIFY

Check Instructions:

Type: Soft

Skip Instructions: Suppress: Goto LSDMORE

All others, go back to PRCBSNSZ

NUMPAY

Field

BSECT9L2.BLEASE.BROW.NUMPAY

Description: Total number of payments

Form Pane Label: Number of payments

SAS Name: NUMPAY

Tag Name: NUMPAY

Inherited Universe:

Universe: PRCBSNSZ <> 100 AND NOT (LSD_ITEM IN [NoMore99,DeleteLine {888}]) AND
LSD_ITEM <> EMPTY

Universe Description: Not 100 percent business OR not a business expense

Help Screen: H_NUMPAY

Question Text: ? [F1]

What was the number of payments contracted for?

Type: Integer

Length: 4

Min: 1

Max: 999

Don't Know

Refuse

Empty

On Input

On Output

Store Instructions: IF NUMPAY is in range or NUMPAY = NONRESPONSE then set NUMPAY_ =
EMPTY

Array:

Special Instructions: IF NUMPAY >= 12 then set PAYTIME = 3

Skip Instructions: 1-999: IF NUMPAY < SoftLowerLimit[1] or NUMPAY > SoftUpperLimit[1] then goto
ERR1_NUMPAY
ELSE goto PMTMONTH

DK,RF: Goto PMTMONTH

Instrument SAS Name: NUMPAY

Destination Data Set: ELSD

Sponsor Field Type: N

Report Section: 09

ERR1_NUMPAY

Check

BSECT9L2.BLEASE.BROW.ERR1_NUMPAY

Description: Out of Range Check

Inherited Universe:

Universe: (NUMPAY < SoftLowerLimit[1] or NUMPAY > SoftUpperLimit[1]) AND NUMPAY = RESPONSE

Universe Description:

Text: * ^Fill_ERR1_NUMPAY

Check Instructions: If suppressed then set NUMPAY_ = 'A1'

Type: Soft

Skip Instructions: Suppress: Goto PMTMONTH

All others, go back to NUMPAY

Fills: Fill_ERR1_NUMPAY

Instructions: If NUMPAY < 12 then fill "THE VALUE ENTERED IS UNUSUALLY LOW
PLEASE VERIFY AND IF CORRECT, ENTER ITEM LEVEL NOTE"

ELSE fill "THE VALUE ENTERED IS UNUSUALLY HIGH

PLEASE CONFIRM THIS IS NOT AN OWNED VEHICLE OR A FINANCED CAR
PAYMENT.

IF IT IS AN OWNED VEHICLE, DELETE THE VEHICLE FROM THIS SECTION AND
RE-COLLECT IT IN SECTION 10."

Field

PMTMONTH
BSECT9L2.BLEASE.BROW.PMTMONTH

Description: Month of first payment

Form Pane Label: First pmt mo

SAS Name: PMTMONTH

Tag Name: PMTMONTH

Inherited Universe:

Universe: PRCBSNSZ <> 100 AND NOT (LSD_ITEM IN [NoMore99,DeleteLine {888}]) AND
LSD_ITEM <> EMPTY

Universe Description: Not 100 percent business

Question Text: In what month was or will the first payment be made?

Type: Enumerated

Length: 2

Answer List: TMONTH

Value:	Mnemonic:	Description:
1	Jan	January
2	Feb	February
3	Mar	March
4	Apr	April
5	May	May
6	Jun	June
7	Jul	July
8	Aug	August
9	Sep	September
10	Oct	October
11	Nov	November
12	Dec	December

- Don't Know
- Refuse
- Empty

- On Input
- On Output

Array:

Skip Instructions: Goto PMTYEAR

Instrument SAS Name: PMTMONTH

Destination Data Set: ELSD

Sponsor Field Type: C

Report Section: 09

Field

PMTYEAR
BSECT9L2.BLEASE.BROW.PMTYEAR

Description: Year of first payment

Form Pane Label: First pmt yr

SAS Name: PMTYEAR

Tag Name: PMTYEAR

Inherited Universe:

Universe: PRCBSNSZ <> 100 AND NOT (LSD_ITEM IN [NoMore99,DeleteLine {888}]) AND
LSD_ITEM <> EMPTY

Universe Description: Not 100 percent business

Question Text: In what year was or will the first payment be made?

Type: Integer

Length: 5

Min: 1900

Max: 9999

Don't Know

Refuse

Empty

On Input

On Output

Array:

Skip Instructions: IF pmtyear < current year + 1 then goto CK_PMTYEAR
ELSEIF PMTYEAR < (MODEL_YR - 2) then goto CK2_PMTYEAR
ELSE goto PAYEXPX

Instrument SAS Name: PMTYEAR

Destination Data Set: ELSD

Sponsor Field Type: C

Report Section: 09

CK_PMTYEAR

Check

BSECT9L2.BLEASE.BROW.CK_PMTYEAR

Description: Payment year is more than 1 year in the future

Inherited Universe:

Universe: PMTYEAR > (current year + 1)

Universe Description:

Text: * [INVALID YEAR](#)

Check Instructions:

Type: Hard

Skip Instructions: Go back to PMTYEAR

Check

CK2_PMTYEAR
BSECT9L2.BLEASE.BROW.CK2_PMTYEAR

Description: Go to Payment year

Inherited Universe:

Universe: PMTYEAR < (MODELYR - 2) AND PMTYEAR = RESPONSE AND MODELYR = RESPONSE

Universe Description:

Text: * THE YEAR OF THE FIRST PAYMENT CANNOT BE MORE THAN TWO YEARS BEFORE THE VEHICLE MODEL YEAR

Check Instructions:

Type: Hard

Skip Instructions: Go back to PMTYEAR

PAYEXPX

Field

BSECT9L2.BLEASE.BROW.PAYEXPX

Description: Amount of each payment

Form Pane Label: Amount

SAS Name: PAYEXPX

Tag Name: PAYEXPX

Inherited Universe:

Universe: PRCBSNSZ <> 100 AND NOT (LSD_ITEM IN [NoMore99,DeleteLine {888}]) AND
LSD_ITEM <> EMPTY

Universe Description: Not 100% business

Question Text: ^Payexpx_Fill

Fills: Payexpx_Fill

Instructions: IF NUMPAY >= 12 then fill "What is your monthly payment amount?"
ELSE fill "What is the amount of each payment?"

Type: Integer

Length: 6

Min: 1

Max: 99999

Don't Know

Refuse

Empty

On Input

On Output

Store Instructions: IF PAYEXPX is in range or PAYEXPX = NONRESPONSE then set PAYEXPX_ =
EMPTY

Array:

Special Instructions: Display a \$ and comma in the entry field.

Skip Instructions: IF NUMPAY >= 12 AND (PAYEXPX < SoftLowerLimit[2] or PAYEXPX >
SoftUpperLimit[2]) then
goto ERR1_PAYEXPX

ELSEIF NUMPAY < 12 then goto PAYTIME

ELSE goto ANYEXTRA

Instrument SAS Name: PAYEXPX

Destination Data Set: ELSD

Sponsor Field Type: N

Report Section: 09

ERR1_PAYEXPX

Check

BSECT9L2.BLEASE.BROW.ERR1_PAYEXPX

Description: Out of Range Check

Inherited Universe:

Universe: NUMPAY >= 12 AND (PAYEXPX < SoftLowerLimit[2] or PAYEXPX > SoftUpperLimit[2] AND PAYEXPX = RESPONSE

Universe Description:

Text: * THE VALUE ENTERED IS UNUSUALLY HIGH OR LOW

PLEASE VERIFY AND IF CORRECT, ENTER ITEM LEVEL NOTE

Check Instructions: NOTE: No A1 FLAG

Type: Soft

Skip Instructions: Suppress: Goto PAYTIME

All others, go back to PAYEXPX

Field

PAYTIME
BSECT9L2.BLEASE.BROW.PAYTIME

Description: Period of each payment

Form Pane Label: Payment period

SAS Name: PAYTIME

Tag Name: PAYTIME

Inherited Universe:

Universe: PAYEXPX <> EMPTY AND NUMPAY < 12

Universe Description:

Question Text: What period is covered by each payment?

Type: Enumerated

Length: 2

Answer List: TPaymentPD

Value:	Mnemonic:	Description:
1	Weekly	Week
2	Biweekly	2 Weeks
3	Monthly	Month
4	Quarterly	Quarter
5	SemiAnnually	Semiannually
6	Annually	Annually
7	Onetime	One time payment
8	Other	Other

Don't Know

Refuse

Empty

On Input

On Output

Store Instructions: IIF PAYEXPX is in range or NONRESPONSE then set PAYEXPX = EMPTY

Array:

Skip Instructions: IF PAYEXPX = NONRESPONSE then goto ANYEXTRA

ELSEIF PAYTIME = 1-8 AND (PAYEXPX < SoftLowerLimitP[PAYTIME] or PAYEXPX > SoftUpperLimitP[PAYTIME]) then goto ERR1_PAYTIME

ELSEIF PAYTIME = NONRESPONSE AND (PAYEXPX < SoftLowerLimitP[9] or PAYEXPX > SoftUpperLimitP[9]) then goto ERR1_PAYTIME

ELSE goto ANYEXTRA

Instrument SAS Name: PAYTIME

Destination Data Set: ELSD

Sponsor Field Type: C

Report Section: 09

Check

ERR1_PAYTIME
BSECT9L2.BLEASE.BROW.ERR1_PAYTIME

Description: Out of Range Check

Inherited Universe:

Universe: [(PAYTIME = RESPONSE AND (PAYEXPX < SoftLowerLimitP[PAYTIME] or
PAYEXPX > SoftUpperLimitP[PAYTIME])) OR
(PAYTIME = NONRESPONSE AND (PAYEXPX < SoftLowerLimitP[9] or PAYEXPX >
SoftUpperLimitP[9]))] AND PAYEXPX = RESPONSE

Universe Description:

Text: * THE VALUE ENTERED IS UNUSUALLY HIGH OR LOW

PLEASE VERIFY AND IF CORRECT, ENTER ITEM LEVEL NOTE

Check Instructions: If suppressed then set PAYEXPX_ = 'A1'

Type: Soft

Skip Instructions: Suppress: IF PAYTIME = 1-7, DK or RF then goto ANYEXTRA
ELSE goto PAYOTH

All others, go back to PAYTIME

PAYOTH

Field

BSECT9L2.BLEASE.BROW.PAYOTH

Description: Pay period other specify

Form Pane Label: Pay period specify

SAS Name: PAYOTH

Tag Name: PAYOTH

Inherited Universe:

Universe: PAYTIME = Other {8}

Universe Description:

Question Text: * Specify:

Type: String

Length: 30

- Don't Know
- Refuse
- Empty

- On Input
- On Output

Array:

Skip Instructions: Goto ANYEXTRA

Instrument SAS Name: PAYOTH

Destination Data Set: ELSD

Sponsor Field Type: C

Report Section: 09

Field

ANYEXTRA
BSECT9L2.BLEASE.BROW.ANYEXTRA

Description: Other charges included in payment

Form Pane Label: Any other charges

SAS Name: ANYEXTRA

Tag Name: ANYEXTRA

Inherited Universe:

Universe: Paytime >= 1 AND Paytime <= 7) OR
Paytime = NONRESPONSE OR Payoth = RESPONSE OR Payoth =
NONRESPONSE OR Numpay >= 12

Universe Description:

Question Text: Does the ^PAYEXPX_FILL include any charges other than the lease amount
such as auto insurance or maintenance?

Fills: PAYEXPX_FILL

Instructions: If PAYEXPX = NONRESPONSE then fill "payment"
ELSE fill "\$^PAYEXPX payment" (display commas as appropriate.)

Fills: PAYEXPX

Instructions: Fill entry in PAYEXPX

Type: Enumerated

Length: 1

Answer List: TYesNo

Value:	Mnemonic:	Description:
1	Yes	Yes
2	No	No

- Don't Know
- Refuse
- Empty

- On Input
- On Output

Array:

Skip Instructions: 1: Goto EXTRAEXP

2,DK,RF: Goto ANYEMPLY

Instrument SAS Name: ANYEXTRA

Destination Data Set: ELSD

Sponsor Field Type: C

Report Section: 09

Field

EXTRAEXP

BSECT9L2.BLEASE.BROW.EXTRAEXP

Description: How much for extra charges?

Form Pane Label: Extra charges

SAS Name: EXTRAEXP

Tag Name: EXTRAEXP

Inherited Universe:

Universe: ANYEXTRA = Yes {1}

Universe Description:

Question Text: How much of the payment is for these extra charges?

Type: Integer

Length: 6

Min: 1

Max: 99999

Don't Know

Refuse

Empty

On Input

On Output

Store Instructions: IF EXTRAEXP is in range or NONRESPONSE then set EXTR_EXP = EMPTY

Array:

Special Instructions: Display a \$ and comma in the entry field.

Skip Instructions: 1-99999: IF EXTRAEXP > PAYEXPX then goto CK_EXTRA

IF PAYTIME = 1-8 AND (EXTRAEXP < SoftLowerLimitE[PAYTIME] or EXTRAEXP > SoftUpperLimitE[PAYTIME]) then goto ERR1_EXTRAEXP

ELSEIF PAYTIME = NONRESPONSE AND (EXTRAEXP < SoftLowerLimitE[9] or EXTRAEXP > SoftUpperLimitE[9]) then goto ERR1_EXTRAEXP

NOTE: If PAYTIME is not asked because NUMPAY >= 12 then PAYTIME is set to 3 and will follow the range checks for that.

DK,RF: Goto ANYEMPLY

Instrument SAS Name: EXTRAEXP

Destination Data Set: ELSD

Sponsor Field Type: N

Report Section: 09

Check

CK_EXTRAEXP
BSECT9L2.BLEASE.BROW.CK_EXTRAEXP

Description: Extra Charge \$ exceeds total payment \$

Inherited Universe:

Universe: EXTRAEXP > PAYEXPX AND EXTRAEXP = RESPONSE AND
PAYEXP = RESPONSE

Universe Description:

Text: * [Extra charges cannot exceed the total lease payment.](#)

Check Instructions:

Type: Hard

Skip Instructions: Go back to EXTRAEXP

ERR1_EXTRAEXP

Check

BSECT9L2.BLEASE.BROW.ERR1_EXTRAEXP

Description: Out of Range Check

Inherited Universe:

Universe: (((PAYTIME = RESPONSE AND (EXTRAEXP < SoftLowerLimitE[PAYTIME] or
EXTRAEXP > SoftUpperLimitE[PAYTIME])) OR
(PAYTIME = NONRESPONSE AND (EXTRAEXP < SoftLowerLimitE[9] or
EXTRAEXP > SoftUpperLimitE[9])) AND
EXTRAEXP = RESPONSE) OR
(NUMPAY >= 12 and EXTRAEXP = RESPONSE and (EXTRAEXP <
SoftLowerLimitE[3] or EXTRAEXP > SoftUpperLimitE[3]))

Universe Description: (NUMPAY < 12) AND (PAYTIME = RESPONSE)) AND (EXTRAEXP = RESPONSE)

Text: ♦ THE VALUE ENTERED IS UNUSUALLY HIGH OR LOW

PLEASE VERIFY AND IF CORRECT, ENTER ITEM LEVEL NOTE

Check Instructions: If suppressed then set EXTR_EXP = 'A1'

Type: Soft

Skip Instructions: Suppress: Goto ANYEMPTY

All others, go back to EXTRAEXP

Field

ANYEMPLY
BSECT9L2.BLEASE.BROW.ANYEMPLY

Description: Any amount of lease paid by employer?

Form Pane Label: Employer

SAS Name: ANYEMPLY

Tag Name: ANYEMPLY

Inherited Universe:

Universe: PRCBSNSZ <> 100 AND NOT (LSD_ITEM IN [NoMore99,DeleteLine {888}]) AND LSD_ITEM <> EMPTY

Universe Description:

Help Screen: H_ANYEMPLY

Question Text: ? [F1]

Is any of the ^PAYEXPX FILL lease payment paid by an employer?

Fills: PAYEXPX FILL

Instructions: IF PAYEXPX = NONRESPONSE then fill blank
ELSE fill "\$" and entry PAYEXPX (display commas as appropriate.)

Type: Enumerated

Length: 1

Answer List: TYesNo

Value:	Mnemonic:	Description:
1	Yes	Yes
2	No	No

- Don't Know
- Refuse
- Empty

- On Input
- On Output

Array:

Skip Instructions: 1: Goto EMPLYEXP

2,DK,RF: Goto ANYTRADE

Instrument SAS Name: ANYEMPLY

Destination Data Set: ELSD

Sponsor Field Type: C

Report Section: 09

Field

EMPLYEXP
BSECT9L2.BLEASE.BROW.EMPLYEXP

Description: Amount paid by employer

Form Pane Label: Amount

SAS Name: EMPLYEXP

Tag Name: EMPLYEXP

Inherited Universe:

Universe: ANYEMPLY = Yes {1}

Universe Description:

Question Text: How much?

Type: Integer

Length: 6

Min: 1

Max: 99999

Don't Know

Refuse

Empty

On Input

On Output

Store Instructions: IF EMPLYEXP is in range or NONRESPONSE then set EMPL_EXP = EMPTY

Array:

Special Instructions: Display a \$ and comma in the entry field.

Skip Instructions: 1-99999: IF EMPLYEXP < SoftLowerLimit[3] or EMPLYEXP > SoftUpperLimit[3] then
goto ERR1_EMPLYEXP
ELSEIF EMPLYEXP > PAYEXPX then goto CK_EMPLYEXP
ELSE goto ANYTRADE

DK,RF: Goto ANYTRADE

Instrument SAS Name: EMPLYEXP

Destination Data Set: ELSD

Sponsor Field Type: N

Report Section: 09

Check

CK_EMPLYEXP
BSECT9L2.BLEASE.BROW.CK_EMPLYEXP

Description: Amount paid by employer exceeds total lease payment

Inherited Universe:

Universe: (EMPLYEXP > PAYEXPX) AND EMPLYEXP = RESPONSE AND
PAYEXPX = RESPONSE

Universe Description:

Text: * Amount paid by employer cannot exceed the total lease payment.

Check Instructions:

Type: Hard

Skip Instructions: Go back to EMPLYEXP

ERR1_EMPLYEXP
BSECT9L2.BLEASE.BROW.ERR1_EMPLYEXP

Check

Description: Out of Range Check

Inherited Universe:

Universe: (EMPLYEXP < SoftLowerLimit[3] or EMPLYEXP > SoftUpperLimit[3])
AND EMPLYEXP = RESPONSE

Universe Description:

Text: * THE VALUE ENTERED IS UNUSUALLY HIGH OR LOW

PLEASE VERIFY AND IF CORRECT, ENTER ITEM LEVEL NOTE

Check Instructions: IF suppressed then set EMPL_EXP = 'A1'

Type: Soft

Skip Instructions: Suppress: Goto ANYTRADE

All others, go back to EMPLYEXP

Field

ANYTRADE
BSECT9L2.BLEASE.BROW.ANYTRADE

Description: Any trade in allowance?

Form Pane Label: Trade allowance

SAS Name: ANYTRADE

Tag Name: ANYTRADE

Inherited Universe:

Universe: PRCBSNSZ <> 100 AND NOT (LSD_ITEM IN [NoMore99,DeleteLine {888}]) AND
LSD_ITEM <> EMPTY

Universe Description: Not 100 percent business

Question Text: Was a trade-in allowance received?

Type: Enumerated

Length: 1

Answer List: TYesNo

Value:	Mnemonic:	Description:
1	Yes	Yes
2	No	No

- Don't Know
- Refuse
- Empty

- On Input
- On Output

Array:

Skip Instructions: 1: Goto TRADEEXP

2,DK,RF: Goto ANYDOWN

Instrument SAS Name: ANYTRADE

Destination Data Set: ELSD

Sponsor Field Type: C

Report Section: 09

Field

TRADEEXP
BSECT9L2.BLEASE.BROW.TRADEEXP

Description: Amount of trade in allowance

Form Pane Label: Amount

SAS Name: TRADEEXP

Tag Name: TRADEEXP

Inherited Universe:

Universe: ANYTRADE = Yes {1}

Universe Description: Trade-in allowance was received

Question Text: How much?

Type: Integer

Length: 7

Min: 1

Max: 999999

Don't Know

Refuse

Empty

On Input

On Output

Store Instructions: IF TRADEEXP is in range or NONRESPONSE then set TRAD_EXP = EMPTY

Array:

Special Instructions: Display a \$ and comma in the entry field.

Skip Instructions: 1-999999: IF TRADEEXP < SoftLowerLimit[4] or TRADEEXP > SoftUpperLimit[4]
then goto ERR1_TRADEEXP
ELSE goto ANYDOWN

DK,RF: Goto ANYDOWN

Instrument SAS Name: TRADEEXP

Destination Data Set: ELSD

Sponsor Field Type: N

Report Section: 09

Check

ERR1_TRADEEXP
BSECT9L2.BLEASE.BROW.ERR1_TRADEEXP

Description: Out of Range Check

Inherited Universe:

Universe: (TRADEEXP < SoftLowerLimit[4] or TRADEEXP > SoftUpperLimit[4])
AND TRADEEXP = RESPONSE

Universe Description:

Text: * THE VALUE ENTERED IS UNUSUALLY HIGH OR LOW

PLEASE VERIFY AND IF CORRECT, ENTER ITEM LEVEL NOTE

Check Instructions: IF suppressed then set TRAD_EXP = 'A1'

Type: Soft

Skip Instructions: Suppress: Goto ANYDOWN

All others, go back to TRADEEXP

ANYDOWN

Field

BSECT9L2.BLEASE.BROW.ANYDOWN

Description: Any down payment made?

Form Pane Label: Down Payment?

SAS Name: ANYDOWN

Tag Name: ANYDOWN

Inherited Universe:

Universe: PRCBSNSZ <> 100 AND NOT (LSD_ITEM IN [NoMore99,DeleteLine {888}]) AND
LSD_ITEM <> EMPTY

Universe Description: Not 100% business

Help Screen: H_ANYDOWN

Question Text: ? [F1]

Was a cash down payment made?

• [Read if necessary -](#)

Your lease agreement may list this as a capitalized cost reduction.

Type: Enumerated

Length: 1

Answer List: TYesNo

Value:	Mnemonic:	Description:
1	Yes	Yes
2	No	No

- Don't Know
- Refuse
- Empty

- On Input
- On Output

Array:

Skip Instructions: 1: Goto DOWNEXP

2,DK,RF: Goto ANYHAVE

Instrument SAS Name: ANYDOWN

Destination Data Set: ELSD

Sponsor Field Type: C

Report Section: 09

DOWNEXP

Field

BSECT9L2.BLEASE.BROW.DOWNEXP

Description: Amount of down payment

Form Pane Label: Amount

SAS Name: DOWNEXP

Tag Name: DOWNEXP

Inherited Universe:

Universe: ANYDOWN = Yes {1}

Universe Description:

Question Text: How much?

Type: Integer

Length: 7

Min: 1

Max: 999999

Don't Know

Refuse

Empty

On Input

On Output

Store Instructions: IF DOWNEXP is in range, DK, or RF THEN set DOWNEXP_ = A1

Array:

Special Instructions: Display a \$ and comma in the entry field.

Skip Instructions: 1-999999: IF DOWNEXP < SoftLowerLimit[5] or DOWNEXP > SoftUpperLimit[5]
then goto ERR1_DOWNEXP
ELSE goto ANYDNEMP

DK,RF: Goto ANYDNEMP

Instrument SAS Name: DOWNEXP

Destination Data Set: ELSD

Sponsor Field Type: N

Report Section: 09

ERR1_DOWNEXP

Check

BSECT9L2.BLEASE.BROW.ERR1_DOWNEXP

Description: Out of Range Check

Inherited Universe:

Universe: (DOWNEXP < SoftLowerLimit[5] or DOWNEXP > SoftUpperLimit[5])
AND DOWNEXP = RESPONSE

Universe Description:

Text: * THE VALUE ENTERED IS UNUSUALLY HIGH OR LOW

PLEASE VERIFY AND IF CORRECT, ENTER ITEM LEVEL NOTE

Check Instructions: IF suppressed then set DOWNEXP_ = 'A1'

Type: Soft

Skip Instructions: Suppress: Goto ANYDNEMP

All others, go back to DOWNEXP

Field

ANYDNEMP
BSECT9L2.BLEASE.BROW.ANYDNEMP

Description: Any amount paid by employer?

Form Pane Label: Cash down

SAS Name: ANYDNEMP

Tag Name: ANYDNEMP

Inherited Universe:

Universe: PRCBSNSZ <> 100 AND NOT (LSD_ITEM IN [NoMore99,DeleteLine {888}]) AND
LSD_ITEM <> EMPTY

Universe Description:

Question Text: Was any portion of the cash down payment paid by an employer?

Type: Enumerated

Length: 1

Answer List: TYesNo

Value:	Mnemonic:	Description:
1	Yes	Yes
2	No	No

- Don't Know
- Refuse
- Empty

- On Input
- On Output

Array:

Skip Instructions: 1: Goto DNEMPEXP

2,DK,RF: Goto ANYHAVE

Instrument SAS Name: ANYDNEMP

Destination Data Set: ELSD

Sponsor Field Type: C

Report Section: 09

Field

DNEMPEXP
BSECT9L2.BLEASE.BROW.DNEMPEXP

Description: How much was paid by employer?

Form Pane Label: Amount

SAS Name: DNEMPEXP

Tag Name: DNEMPEXP

Inherited Universe:

Universe: ANYDNEMP = Yes {1}

Universe Description:

Question Text: How much?

Type: Integer

Length: 7

Min: 1

Max: 999999

Don't Know

Refuse

Empty

On Input

On Output

Store Instructions: IF DNEMPEXP is in range or NONRESPONSE THEN set DNEM_EXP = A1

Array:

Special Instructions: Display a \$ and comma in the entry field.

Skip Instructions: 1-999999: IF DNEMPEXP < SoftLowerLimit[6] or DNEMPEXP > SoftUpperLimit[6]
then goto ERR1_DNEMPEXP
ELSEIF DNEMPEXP > DOWNEXP then goto CK_DNEMPEXP
ELSE goto ANYHAVE

DK,RF: Goto ANYHAVE

Instrument SAS Name: DNEMPEXP

Destination Data Set: ELSD

Sponsor Field Type: N

Report Section: 09

Check

CK_DNEMPEXP
BSECT9L2.BLEASE.BROW.CK_DNEMPEXP

Description: Amount paid by employer exceeds total down payment

Inherited Universe:

Universe: (DNEMPEXP > DOWNEXP) AND DNEMPEXP RESPONSE AND DOWNEXP = RESPONSE

Universe Description:

Text: * Amount paid by employer cannot exceed the total down payment.

Check Instructions:

Type: Hard

Skip Instructions: Go back to DNEMPEXP

ERR1_DNEMPEXP

BSECT9L2.BLEASE.BROW.ERR1_DNEMPEXP

Check

Description: Out of Range Check

Inherited Universe:

Universe: (DNEMPEXP < SoftLowerLimit[6] or DNEMPEXP > SoftUpperLimit[6])
AND DNEMPEXP = RESPONSE

Universe Description:

Text: * THE VALUE ENTERED IS UNUSUALLY HIGH OR LOW

PLEASE VERIFY AND IF CORRECT, ENTER ITEM LEVEL NOTE

Check Instructions: IF suppressed then set DNEM_EXP = 'A1'

Type: Soft

Skip Instructions: Suppress: Goto ANYHAVE

All others, go back to DNEMPEXP

Field

ANYHAVE
BSECT9L2.BLEASE.BROW.ANYHAVE

Description: Do you still have the vehicle?

Form Pane Label: Still have?

SAS Name: ANYHAVE

Tag Name: ANYHAVE

Inherited Universe:

Universe: DNEMPEXP = RESPONSE OR DNEMPEXP = NONRESPONSE OR ANYDOWN = No {2} OR ANYDOWN = NONRESPONSE OR ANYDNEMP = No {2} OR ANYDNEMP = NONRESPONSE

Universe Description:

Question Text: Are you still leasing this vehicle?

• If the vehicle was purchased at the end of the lease, collect the new vehicle in Section 10.

Type: Enumerated

Length: 1

Answer List: TYesNo

Value:	Mnemonic:	Description:
1	Yes	Yes
2	No	No

Don't Know

Refuse

Empty

On Input

On Output

Array:

Skip Instructions: 1,DK,RF: IF RT10.POPGRP = 01-16 then goto LSDSTORE
ELSE goto LSDMORE

2: Goto LSDENDMO

Instrument SAS Name: ANYHAVE

Destination Data Set: ELSD

Sponsor Field Type: C

Report Section: 09

Field

LSDENDMO
BSECT9L2.BLEASE.BROW.LSDENDMO

Description: Month lease terminated

Form Pane Label: Month

SAS Name: LSDENDMO

Tag Name: LSDENDMO

Inherited Universe:

Universe: ANYHAVE = No {2}

Universe Description:

Question Text: In what month was the lease terminated?

Type: Enumerated

Length: 2

Answer List: TMONTH

Value:	Mnemonic:	Description:
1	Jan	January
2	Feb	February
3	Mar	March
4	Apr	April
5	May	May
6	Jun	June
7	Jul	July
8	Aug	August
9	Sep	September
10	Oct	October
11	Nov	November
12	Dec	December

- Don't Know
- Refuse
- Empty

- On Input
- On Output

Array:

Skip Instructions: Goto LSDENDYR

Instrument SAS Name: LSDENDMO

Destination Data Set: ELSD

Sponsor Field Type: C

Report Section: 09

Field

LSDENDYR
BSECT9L2.BLEASE.BROW.LSDENDYR

Description: Year the lease was terminated.

Form Pane Label: Year

SAS Name: LSDENDYR

Tag Name: LSDENDYR

Inherited Universe:

Universe: ANYHAVE = No {2}

Universe Description: Not still leasing this vehicle

Question Text: In what year was the lease terminated?

Type: Integer

Length: 5

Min: 1950

Max: 9999

Don't Know

Refuse

Empty

On Input

On Output

Array:

Special Instructions: Do not allow a max value greater than current year + 1

Skip Instructions: IF lsdendyr > current year + 1 then goto CK_LSDENDYR

ELSEIF LSDENDMO/ LSDENDYR is before PMTMONTH/PMTYEAR then goto

CK2_LSDENDYR

ELSE goto ANYFEES

Instrument SAS Name: LSDENDYR

Destination Data Set: ELSD

Sponsor Field Type: C

Report Section: 09

CK_LSDENDYR

Check

BSECT9L2.BLEASE.BROW.CK_LSDENDYR

Description: Lease terminated more than 1 year in the future

Inherited Universe:

Universe: LSDENDYR > current year + 1

Universe Description:

Text: * [Lease end year is not valid](#)

Check Instructions:

Type: Hard

Skip Instructions: Go back to LSDENDYR

Check

CK2_LSDENDYR
BSECT9L2.BLEASE.BROW.CK2_LSDENDYR

Description: Lease end year cannot be before the first payment

Inherited Universe:

Universe: (LSDENDMO/ LSDENDYR is before PMTMONTH/PMTYEAR) AND
LSDENDMO = RESPONSE AND LSDENDYR = RESPONSE AND PMTMONTH =
RESPONSE
AND PMTYEAR = RESPONSE

Universe Description:

Text: * Lease end year cannot be before the first payment. Check that this is not an owned vehicle. Owned vehicles should be reported in Section 10.

Check Instructions:

Type: Hard

Skip Instructions: Go back to LSDENDYR

ANYFEES

Field

BSECT9L2.BLEASE.BROW.ANYFEES

Description: fees during termination of lease

Form Pane Label: Fees

SAS Name: ANYFEES

Tag Name: ANYFEES

Inherited Universe:

Universe: ANYHAVE = No {2}

Universe Description: Not still leasing this vehicle

Help Screen: H_ANYFEES

Question Text: ? [F1]

Were any fees incurred at the termination of the lease?

Type: Enumerated

Length: 1

Answer List: TYesNo

Value:	Mnemonic:	Description:
1	Yes	Yes
2	No	No

Don't Know

Refuse

Empty

On Input

On Output

Array:

Skip Instructions: 1: Goto FEESEXP

2,DK,RF: IF RT10.POPGRP = 01-16 then goto LSDSTORE
ELSE goto LSDMORE

Instrument SAS Name: ANYFEES

Destination Data Set: ELSD

Sponsor Field Type: C

Report Section: 09

FESEXP

Field

BSECT9L2.BLEASE.BROW.FESEXP

Description: How much?

Form Pane Label: Amount

SAS Name: FESEXP

Tag Name: FESEXP

Inherited Universe:

Universe: ANYFEES = Yes {1}

Universe Description:

Question Text: How much?

Type: Integer

Length: 7

Min: 1

Max: 999999

Don't Know

Refuse

Empty

On Input

On Output

Store Instructions: IF FESEXP is in range or NONRESPONSE then set FESEXP_ = EMPTY

Array:

Special Instructions: Display a \$ and comma in the entry field.

Skip Instructions: IF FESEXP < SoftLowerLimit[7] or FESEXP > SoftUpperLimit[7] then goto
ERR1_FESEXP

ELSEIF RT10.POPGRP = 01-16 then goto LSDSTORE

ELSE goto LSDMORE

Instrument SAS Name: FESEXP

Destination Data Set: ELSD

Sponsor Field Type: N

Report Section: 09

ERR1_FEESEXP

Check

BSECT9L2.BLEASE.BROW.ERR1_FEESEXP

Description: Out of Range Check

Inherited Universe:

Universe: (FEESEXP < SoftLowerLimit[7] or FEESEXP > SoftUpperLimit[7])
AND FEESEXP = RESPONSE

Universe Description:

Text: * THE VALUE ENTERED IS UNUSUALLY HIGH OR LOW

PLEASE VERIFY AND IF CORRECT, ENTER ITEM LEVEL NOTE

Check Instructions: IF suppressed then set FEESEXP_ = 'A1'

Type: Soft

Skip Instructions: Suppress: IF RT10.POPGRP = 01-16 then goto LSDSTORE
ELSE goto LSDMORE

All others, go back to FEESEXP

Field

LSDSTORE
BSECT9L2.BLEASE.BROW.LSDSTORE

Description: Leased Vehicle Store

Form Pane Label: Store

SAS Name: LSDSTORE

Tag Name: LSDSTORE

Inherited Universe:

Universe: (ANYHAVE = RESPONSE or ANYHAVE = NONRESPONSE) AND
VAL(Rt10.POPGRP) >= 1 AND VAL(Rt10.POPGRP) <= 16

Universe Description:

Question Text: What is the name of the business that provided this leased vehicle?

✦ Enter store, website, or company name

Type: String

Length: 45

Don't Know
 Refuse
 Empty

On Input
 On Output

Store Instructions: If UPPERCASE ENTRY contains '.COM' then set LSDPURCH = 1 and "keep" and "show"

Array:

Skip Instructions: ENTRY: IF UPPERCASE ENTRY contains '.COM' then goto LSDMORE
ELSE goto LSDPURCH

DK,RF: Goto LSDMORE

Instrument SAS Name: LSDSTORE

Destination Data Set: ELSD

Sponsor Field Type: C

Report Section: 09

Date Implemented (YYYY-MM-DD): July 2018

Field

LSDPURCH
BSECT9L2.BLEASE.BROW.LSDPURCH

Description: Purchased Online or in person

Form Pane Label: Online

SAS Name: LSDPURCH

Tag Name: LSDPURCH

Inherited Universe:

Universe: LSDSTORE = RESPONSE AND UPPERCASE(LSDSTORE) does NOT contain
'COM'

Universe Description:

Question Text: Was this leased -

Type: Enumerated

Length: 1

Answer List: TOnline

Value:	Mnemonic:	Description:
1	Online	Online?
2	InPerson	In person?
3	MailTel	By mail or telephone order?
4	Other	Other

- Don't Know
- Refuse
- Empty

- On Input
- On Output

Array:

Special Instructions: Answer list descriptions for options 1-3 should be bold black

Skip Instructions: 1,3,4,DK,RF: Goto LSDMORE

2: Goto LSDLOC

Instrument SAS Name: LSDPURCH

Destination Data Set: ELSD

Sponsor Field Type: C

Report Section: 09

Date Implemented (YYYY-MM-DD): July 2018

Field

LSDLOC
BSECT9L2.BLEASE.BROW.LSDLOC

Description: Where Leased - City

Form Pane Label: Location - City

SAS Name: LSDLOC

Tag Name: LSDLOC

Inherited Universe:

Universe: LSDPURCH = InPerson {2}

Universe Description:

Question Text: In what city is ^LSDSTORE_Fill located?

Fills: LSDSTORE_Fill

Instructions: Fill entry in LSDSTORE

Type: String

Length: 45

Don't Know
 Refuse
 Empty

On Input
 On Output

Array:

Skip Instructions: Goto LSDLOCST

Instrument SAS Name: LSDLOC

Destination Data Set: ELSD

Sponsor Field Type: C

Report Section: 09

Date Implemented (YYYY-MM-DD): July 2018

LSDLOCST

Field

BSECT9L2.BLEASE.BROW.LSDLOCST

Description: Where Leased - State

Form Pane Label: State

SAS Name: LSDLOCST

Tag Name: LSDLOCST

Inherited Universe:

Universe: LSDPURCH = InPerson {2}

Universe Description:

Help Screen: H_DESTCODE

Question Text: ? [F1]

In what state is ^LSDSTORE_Fill located?

✦ [Enter the two character state abbreviation](#)

Fills: LSDSTORE_Fill

Instructions: Fill entry in LSDSTORE

Type: String

Length: 2

Don't Know
 Refuse
 Empty

On Input
 On Output

Array:

Special Instructions: Use answer type TState - STRING[2], display width 4

Skip Instructions: IF entry is not a valid state abbreviation then
goto CK_LSDLOCST

ELSE goto LSDMORE

Instrument SAS Name: LSDLOCST

Destination Data Set: ELSD

Sponsor Field Type: C

Report Section: 09

Date Implemented (YYYY-MM-DD): July 2018

CK_LSDLOCST

Check

BSECT9L2.BLEASE.BROW.CK_LSDLOCST

Description: Not a valid state abbreviation

Inherited Universe:

Universe: (LSDLOCST is not a valid state abbreviation) AND LSDLOCST = RESPONSE

Universe Description: State abbreviation entered is not valid

Text: * [Not a valid state abbreviation](#)

Check Instructions:

Type: Hard

Skip Instructions: Go back to LSDLOCST

Field

LSDMORE
BSECT9L2.BLEASE.BROW.LSDMORE

Description:

Form Pane Label: Any More

SAS Name:

Tag Name: LSDMORE

Inherited Universe:

Universe: NOT (LSD_ITEM IN [NoMore99,DeleteLine {888}]) AND LSD_ITEM <> EMPTY

Universe Description:

Question Text: Did you lease any other automobiles, trucks, minivans, vans, or SUVs?

Type: Enumerated

Length: 1

Answer List: TYesNo

Value:	Mnemonic:	Description:
1	Yes	Yes
2	No	No

- Don't Know
- Refuse
- Empty

- On Input
- On Output

Store Instructions: 1. IF LSDMORE = RESPONSE or LSDMORE = NONRESPONSE then
Set LSD_ORIG = 1
Set LSD_STAT = 1

Array:

Special Instructions: If LSDMORE = Yes {1} and row number <> 6 then pre-fill LSD_ITEM for the next row with the same information as the current row.

Skip Instructions: 1: IF ROW number = 6 then goto ERR_MAX
ELSE goto LSD_ITEM for the next row

2,DK,RF: If row number = 6 then exit the block and goto S09_END
ELSE goto LSD_ITEM for the next row

Instrument SAS Name: LSDMORE

Destination Data Set: ELSD

Report Section: 09

Check

ERR_MAX
BSECT9L2.BLEASE.BROW.ERR_MAX

Description: Max Number of Rows Reached

Inherited Universe:

Universe: LSDMORE = Yes {1} and ROW number = 6

Universe Description:

Text: ♦ [No more rows can be added](#)

Check Instructions:

Type: Hard

Skip Instructions: Go back to LSDMORE

LSDCODE

Field

BSECT9L2.BLEASE.BROW.LSDCODE

Description: 3 digit item code

Form Pane Label:

SAS Name: LSDCODE

Tag Name:

Inherited Universe:

Universe:

Universe Description:

Question Text:

Type: String

Length: 3

- Don't Know
- Refuse
- Empty

- On Input
- On Output

Array:

Special Instructions: NOTE: See LSD_ITEM for how to set this field.

Valid Values: 105

Instrument SAS Name: LSDCODE

Destination Data Set: ELSD

Sponsor Field Type: C

Report Section: 09

Field

MKMDEL
BSECT9L2.BLEASE.BROW.MKMDEL

Description: Vehicle make and model

Form Pane Label:

SAS Name: MKMDEL

Tag Name:

Inherited Universe:

Universe:

Universe Description:

Question Text:

Type: String

Length: 5

- Don't Know
- Refuse
- Empty

- On Input
- On Output

Array:

Special Instructions: NOTE: See MKMD_SCR for how to set this field.

Instrument SAS Name: MKMDEL

Destination Data Set: ELSD

Sponsor Field Type: C

Report Section: 09

NUMPAY_

Field

BSECT9L2.BLEASE.BROW.NUMPAY_

Description: Range edit flag for NUMPAY

Form Pane Label:

SAS Name: NUMPAY_

Tag Name:

Inherited Universe:

Universe:

Universe Description:

Question Text:

Type: String

Length: 2

- Don't Know
- Refuse
- Empty

- On Input
- On Output

Array:

Special Instructions: NOTE: See ERR1_NUMPAY for how to set this field.

Valid Values: A1 = Range edit failed
(ERR1 check was suppressed)
Blank = Range edit passed

Instrument SAS Name: NUMPAY_

Destination Data Set: ELSD

Sponsor Field Type: C

Report Section: 09

Sponsor Edits: FLAG

Field

PAYEXPX_
BSECT9L2.BLEASE.BROW.PAYEXPX_

Description: Range edit flag for PAYEXPX

Form Pane Label:

SAS Name: PAYEXPX_

Tag Name:

Inherited Universe:

Universe:

Universe Description:

Question Text:

Type: String

Length: 2

- Don't Know
- Refuse
- Empty

- On Input
- On Output

Array:

Special Instructions: NOTE: See ERR1_PAYTIME for how to set this field.

Valid Values: A1 = Range edit failed
(ERR1 check was suppressed)
Blank = Range edit passed

Instrument SAS Name: PAYEXPX_

Destination Data Set: ELSD

Sponsor Field Type: C

Report Section: 09

Sponsor Edits: FLAG

EXTR_EXP

Field

BSECT9L2.BLEASE.BROW.EXTR_EXP

Description: Range edit flag for EXTRAEXP

Form Pane Label:

SAS Name: EXTR_EXP

Tag Name:

Inherited Universe:

Universe:

Universe Description:

Question Text:

Type: String

Length: 2

- Don't Know
- Refuse
- Empty

- On Input
- On Output

Array:

Special Instructions: NOTE: See ERR1_EXTRAEXP for how to set this field.

Valid Values: A1 = Range edit failed
(ERR1 check was suppressed)

Blank = Range edit passed

Instrument SAS Name: EXTR_EXP

Destination Data Set: ELSD

Sponsor Field Type: C

Report Section: 09

Sponsor Edits: FLAG

Field

EMPL_EXP
BSECT9L2.BLEASE.BROW.EMPL_EXP

Description: Range edit flag for EMPLYEXP

Form Pane Label:

SAS Name: EMPL_EXP

Tag Name:

Inherited Universe:

Universe:

Universe Description:

Question Text:

Type: String

Length: 2

- Don't Know
- Refuse
- Empty

- On Input
- On Output

Array:

Special Instructions: NOTE: See ERR1_EMPLYEXP for how to set this field.

Valid Values: A1 = Range edit failed
(ERR1 check was suppressed)

Blank = Range edit passed

Instrument SAS Name: EMPL_EXP

Destination Data Set: ELSD

Sponsor Field Type: C

Report Section: 09

Sponsor Edits: FLAG

TRAD_EXP

Field

BSECT9L2.BLEASE.BROW.TRAD_EXP

Description: Range edit flag for TRADEEXP

Form Pane Label:

SAS Name: TRAD_EXP

Tag Name:

Inherited Universe:

Universe:

Universe Description:

Question Text:

Type: String

Length: 2

- Don't Know
- Refuse
- Empty

- On Input
- On Output

Array:

Special Instructions: NOTE: See ERR1_TRADEXP for how to set this field.

Valid Values: A1 = Range edit failed
(ERR1 check was suppressed)
Blank = Range edit passed

Instrument SAS Name: TRAD_EXP

Destination Data Set: ELSD

Sponsor Field Type: C

Report Section: 09

Sponsor Edits: FLAG

Field

DOWNEXP_
BSECT9L2.BLEASE.BROW.DOWNEXP_

Description: Range edit flag for DOWNEXP

Form Pane Label:

SAS Name: DOWNEXP_

Tag Name:

Inherited Universe:

Universe:

Universe Description:

Question Text:

Type: String

Length: 2

- Don't Know
- Refuse
- Empty

- On Input
- On Output

Array:

Special Instructions: NOTE: See ERR1_DOWNEXP for how to set this field.

Valid Values: A1 = Range edit failed
(ERR1 check was suppressed)

Blank = Range edit passed

Instrument SAS Name: DOWNEXP_

Destination Data Set: ELSD

Sponsor Field Type: C

Report Section: 09

Sponsor Edits: FLAG

DNEM_EXP

Field

BSECT9L2.BLEASE.BROW.DNEM_EXP

Description: Range edit flag for DNEMPEXP

Form Pane Label:

SAS Name: DNEM_EXP

Tag Name:

Inherited Universe:

Universe:

Universe Description:

Question Text:

Type: String

Length: 2

- Don't Know
- Refuse
- Empty

- On Input
- On Output

Array:

Special Instructions: NOTE: See ERR1_DNEMPEXP for how to set this field.

Valid Values: A1 = Range edit failed
(ERR1 check was suppressed)

Blank = Range edit passed

Instrument SAS Name: DNEM_EXP

Destination Data Set: ELSD

Sponsor Field Type: C

Report Section: 09

Sponsor Edits: FLAG

Field

FEESEXP_
BSECT9L2.BLEASE.BROW.FEESEXP_

Description: Range edit flag for FEESEXP

Form Pane Label:

SAS Name: FEESEXP_

Tag Name:

Inherited Universe:

Universe:

Universe Description:

Question Text:

Type: String

Length: 2

- Don't Know
- Refuse
- Empty

- On Input
- On Output

Array:

Special Instructions: NOTE: See ERR1_FEESEXP for how to set this field.

Valid Values: A1 = Range edit failed
(ERR1 check was suppressed)

Blank = Range edit passed

Instrument SAS Name: FEESEXP_

Destination Data Set: ELSD

Sponsor Field Type: C

Report Section: 09

Sponsor Edits: FLAG

LSD_STAT

Field

BSECT9L2.BLEASE.BROW.LSD_STAT

Description: Record status

Form Pane Label:

SAS Name: REC_STAT

Tag Name:

Inherited Universe:

Universe:

Universe Description:

Question Text:

Type: String

Length: 1

Don't Know

Refuse

Empty

On Input

On Output

Array:

Special Instructions: NOTE: See LSDMORE for how to set this field

Valid Values: 1 = Active Record

3 = Inactive Record

Instrument SAS Name: LSD_STAT

Destination Data Set: ELSD

Sponsor Field Type: C

Report Section: 09

Field

LSD_ORIG
BSECT9L2.BLEASE.BROW.LSD_ORIG

Description: Record origin

Form Pane Label:

SAS Name: REC_ORIG

Tag Name:

Inherited Universe:

Universe:

Universe Description:

Question Text:

Type: String

Length: 1

- Don't Know
- Refuse
- Empty

- On Input
- On Output

Array:

Special Instructions: NOTE: See LSDMORE for how to set this field

Valid Values: 1 = Data from current month interview.

4 = Inventory record, no updates

5 = Inventory record, updated made

Instrument SAS Name: LSD_ORIG

Destination Data Set: ELSD

Sponsor Field Type: C

Report Section: 09

MATCHID

Field

BSECT9L2.BLEASE.BROW.MATCHID

Description: Vehicle Match ID - Output Only Field

Form Pane Label:

SAS Name:

Tag Name:

Inherited Universe:

Universe:

Universe Description:

Question Text:

Type: Integer

Length: 2

Min: 1

Max: 99

- Don't Know
- Refuse
- Empty

On Input

On Output

Array:

Special Instructions: Valid Values: 1-99

Instrument SAS Name: MATCHID

Destination Data Set: ELSD

Sponsor Field Type: N

Report Section: 09

Field

S9_END
S9_END

Description: End of Section 9

Form Pane Label:

SAS Name:

Tag Name:

Inherited Universe:

Universe: (BSECT9L2.BLease.Brow.LSD_ITEM = 99) OR (the table is full)

Universe Description:

Question Text:

Type: Classification

Length: 0

- Don't Know
- Refuse
- Empty

- On Input
- On Output

Array:

Special Instructions: IF (Any BSect9L1.BTableA.Brow.RLV_ITEM = 99 or the table is full AND ((Any TblInventory.BlkRow.TERMFEE = 2, DK, RF or TblInventory.BlkRow.TERMFEEEX = 0-99999, DK, RF or TblInventory.BlkRow.LVIMILE = 1-999999, DK, RF) for all vehicles on the inventory table with 8500.LSD_STAT <> 3) AND (ANY BSECT9L2.BLease.Brow.LSD_ITEM = 99 or the table is full) then Set section complete flag.
(Store "Yes" in Sectcomp(9))

Skip Instructions: Exit block and goto BSect10 (Section 10)

Report Section: 09

ELVI_Fields

ELVI_Fields

Block

Description: Documentation for BLS

Tab Name:

Fly Over Name:

Universe Type: If

Inherited Universe:

Universe:

Universe Description:

Array:

Block Instructions: The fields in this block are just for documentation on the control file for BLS. (At BLS's request, all datasets sent to BLS should be documented on the control file.) The processing programs do not use any of the information about the fields in this block.

Field

LVINUM
ELVI_Fields.LVINUM

Description: Vehicle Number

Form Pane Label:

SAS Name:

Tag Name:

Inherited Universe:

Universe:

Universe Description:

Question Text:

Type: String

Length: 2

- Don't Know
- Refuse
- Empty

- On Input
- On Output

Array:

Special Instructions: Valid Values: 1-24

Destination Data Set: ELVI

Report Section: 9A

LVICODE
ELVI_Fields.LVICODE

Field

Description: 3 digit item code

Form Pane Label:

SAS Name:

Tag Name:

Inherited Universe:

Universe:

Universe Description:

Question Text:

Type: String

Length: 3

- Don't Know
- Refuse
- Empty

- On Input
- On Output

Array:

Special Instructions: Valid Values: 105

Destination Data Set: ELVI

Report Section: 9A

Field

LVIHAVE
ELVI_Fields.LVIHAVE

Description: Still have leased vehicle?

Form Pane Label:

SAS Name:

Tag Name:

Inherited Universe:

Universe:

Universe Description:

Question Text:

Type: String

Length: 1

Don't Know

Refuse

Empty

On Input

On Output

Array:

Destination Data Set: ELVI

Report Section: 9A

LVIENDMO
ELVI_Fields.LVIENDMO

Field

Description: Month of lease termination

Form Pane Label:

SAS Name:

Tag Name:

Inherited Universe:

Universe:

Universe Description:

Question Text:

Type: String

Length: 2

Don't Know

Refuse

Empty

On Input

On Output

Array:

Destination Data Set: ELVI

Report Section: 9A

Field

TERMFEE
ELVI_Fields.TERMFEE

Description: Fees incurred at lease termination

Form Pane Label:

SAS Name:

Tag Name:

Inherited Universe:

Universe:

Universe Description:

Question Text:

Type: String

Length: 1

- Don't Know
- Refuse
- Empty

- On Input
- On Output

Array:

Destination Data Set: ELVI

Report Section: 9A

TERMFEEEX

Field

ELVI_Fields.TERMFEEEX

Description: Amount of fees accrued

Form Pane Label:

SAS Name:

Tag Name:

Inherited Universe:

Universe:

Universe Description:

Question Text:

Type: Integer

Length: 6

Min: 1

Max: 99999

Don't Know

Refuse

Empty

On Input

On Output

Array:

Destination Data Set: ELVI

Report Section: 9A

Field

TERM_EEX
ELVI_Fields.TERM_EEX

Description:

Form Pane Label:

SAS Name:

Tag Name:

Inherited Universe:

Universe:

Universe Description:

Question Text:

Type: String

Length: 2

- Don't Know
- Refuse
- Empty

- On Input
- On Output

Array:

Destination Data Set: ELVI

Report Section: 9A

REC_STAT
ELVI_Fields.REC_STAT

Field

Description: Record status

Form Pane Label:

SAS Name:

Tag Name:

Inherited Universe:

Universe:

Universe Description:

Question Text:

Type: String

Length: 1

- Don't Know
- Refuse
- Empty

- On Input
- On Output

Array:

Special Instructions: Valid values: 1 = Active Record
3 = Inactive Record

Destination Data Set: ELVI

Report Section: 9A

Field

REC_ORIG
ELVI_Fields.REC_ORIG

Description: Record origin

Form Pane Label:

SAS Name:

Tag Name:

Inherited Universe:

Universe:

Universe Description:

Question Text:

Type: String

Length: 1

- Don't Know
- Refuse
- Empty

- On Input
- On Output

Array:

Special Instructions: Valid values: 1 = Data from current month interview

Destination Data Set: ELVI

Report Section: 9A

BSECT10

BSECT10

Block

Description: Owned Vehicles

Tab Name: S10

Fly Over Name: S10 - Owned Vehicles

Universe Type: If

Inherited Universe:

Universe: bFront.START <> Transmit {3} AND bFront.START <> Quit {4} AND
bFront.START <> Noninterview {5} AND bFront.REPLACE_HH <> Yes {1} AND
bFront.REPLACE_SPAWN <> Continue {1} AND CE_INTRO = Continue {1}

Universe Description: ALL

Array:

Block Instructions: 1. Input variables are denoted by "8500." in front of the variable name.

2. Section labels:

Section 10 - Owned Vehicles - Inventory Chart

Section 10 - Owned Vehicles

Field

S10_INTRO
S10_INTRO

Description: Introduction

Form Pane Label: Introduction

SAS Name:

Tag Name: S10_INTRO

Inherited Universe:

Universe: INTNMBR = 1-4

Universe Description: All

Question Text: Now I'm going to ask about owned vehicles.

<u>Vehicle</u>	<u>Vehicle</u>	<u>Vehicle</u>	<u>Business</u>
<u>Number</u>	<u>Year</u>	<u>Make/Model</u>	<u>Use</u>
(VEHICIB)	(VEHICYR)	(MKMDL_SC)	(VEHBSNS)

Type: Enumerated

Length: 1

Answer List: TContinue

Value:	Mnemonic:	Description:
1	Continue	Enter 1 to Continue

- Don't Know
- Refuse
- Empty

- On Input
- On Output

Array:

Skip Instructions: IF there are vehicles on the chart with 8500.OVB_STAT <> 3
then goto TBLInv.Binv.OVAHAVE

ELSE goto BVehicle.Brow.ITEM

Instrument SAS Name: S10_INTRO

Destination Data Set: EOVB

Report Section: 10

Block

TBLINV
TBLINV

Description:

Tab Name:
Fly Over Name:
Universe Type: If

Inherited Universe:

Universe: (S10_INTRO = Continue {1} AND there is at least one vehicle on the inventory chart with 8500.OVB_STAT <> 3)

Universe Description:

Array:

Block Instructions: 1. Max # of rows: 99

2. Build an inventory table according to the Inventory Chart form pane.
3. The first four columns should be pre-filled with data from the input file.

8500.VEHICIB (vehicle number)
8500.VEHICYR (vehicle year)
8500.MKMDL_SC (vehicle make/model)
8500.VEHBSNS (business use)
If 1, display "yes"
If 2, display "no"

4. Gray out the first four columns.
They should be "show only."
Place the cursor on the fifth column (OVAHAVE).
This is the first question to be asked.
5. Display but gray out (instead of blue text) previously disposed of vehicles (S11.inv.ovb_stat = 3).

BINV
TBLINV.BINV

Block

Description:

Tab Name:
Fly Over Name:
Universe Type:

Inherited Universe:

Universe:

Universe Description:

Array:

Block Instructions:

Field

VEHICIB
TBLINV.BINV.VEHICIB

Description: Vehicle number (SHOW ONLY)

Form Pane Label: Vehicle Number

SAS Name:

Tag Name:

Inherited Universe:

Universe:

Universe Description:

Question Text: ** SHOW VARIABLE **

Type: Integer

Length: 3

Min: 1

Max: 999

- Don't Know
- Refuse
- Empty

- On Input
- On Output

Array:

Special Instructions: NOTE: Vehicle Line number for 8500 policies

Instrument SAS Name: VEHICIB

Report Section: 10

VEHICYR
TBLINV.BINV.VEHICYR

Field

Description: Vehicle Model Year (SHOW ONLY)

Form Pane Label: Model year

SAS Name:

Tag Name:

Inherited Universe:

Universe:

Universe Description:

Question Text: ** SHOW Variable **

Type: String

Length: 5

- Don't Know
- Refuse
- Empty

- On Input
- On Output

Array:

Special Instructions: NOTE: Vehicle model year for 8500 policies

Instrument SAS Name: VEHICYR

Report Section: 10

Field

OWNMAKEMODEL
TBLINV.BINV.OWNMAKEMODEL

Description: Vehicle make and model (SHOW ONLY)

Form Pane Label: Vehicle make/model

SAS Name:

Tag Name:

Inherited Universe:

Universe:

Universe Description:

Question Text: ** SHOW ONLY **

Type: String

Length: 30

- Don't Know
- Refuse
- Empty

- On Input
- On Output

Array:

Special Instructions: NOTE: Vehicle make and model from 8500 policies

Instrument SAS Name: OWNMAKEMODEL

Report Section: 10

VEHBSNS
TBLINV.BINV.VEHBSNS

Field

Description: Vehicle used for business (SHOW ONLY)

Form Pane Label: Business

SAS Name:

Tag Name:

Inherited Universe:

Universe:

Universe Description:

Question Text: ** SHOW ONLY **

Type: String

Length: 3

- Don't Know
- Refuse
- Empty

- On Input
- On Output

Array:

Special Instructions: NOTE: Vehicle used for business for 8500 policies

This field is 3 characters so that it can display
'Yes' or 'No' instead of '1' and '2'.

Instrument SAS Name: VEHBSNS

Report Section: 10

Field

OVAHAVE
TBLINV.BINV.OVAHAVE

Description: Still have vehicle?

Form Pane Label: Still have?

SAS Name: OVAHAVE

Tag Name: OVAHAVE

Inherited Universe:

Universe: Vehicle was reported in previous quarter and 8500.OVB_STAT <> 3 for this vehicle.

Universe Description:

Question Text: ^DoDoes_C ^YOU_YRCU still have the ^CarDesc_Fill?

<u>Vehicle</u>	<u>Vehicle</u>	<u>Vehicle</u>	<u>Business</u>
<u>Number</u>	<u>Year</u>	<u>Make/Model</u>	<u>Use</u>
(VEHICIB)	(VEHICYR)	(MKMDL_SC)	(VEHBSNS)

Fills: DoDoes_C

Instructions: IF NUMHOUSE = 1 then fill "Do"
ELSE fill "Does"

Fills: YOU_YRCU

Instructions: IF NUMHOUSE = 1 then fill "you"
ELSE fill "your household"

Fills: CarDesc_Fill

Instructions: IF ((VEHICYR <> DONTKNOW) AND (VEHICYR <> REFUSAL)) AND
((UPPERCASE (OWNMAKEMODEL) <> 'DON'TKNOW') AND (UPPERCASE
(OWNMAKEMODEL) <> 'DONTKNOW')) THEN
IF (VEHICYB = '100' OR VEHICYB = '110' OR VEHICYB = '105') THEN fill
VEHICYR and OWNMAKEMODEL
ELSE Fill OWNMAKEMODEL
ENDIF
ELSE fill 'vehicle'
ENDIF

Type: Enumerated

Length: 1

Answer List: TYesNo

Value:	Mnemonic:	Description:
1	Yes	Yes
2	No	No

- Don't Know
- Refuse
- Empty

- On Input
- On Output

Store Instructions: Set disposed of flag
IF OVAHAVE = Yes {1} then set DISPOSED = EMPTY
IF OVAHAVE = No {2} then set DISPOSED = 1

Array:

Skip Instructions: 1,DK,RF: Goto OVAHAVE for next appropriate vehicle on chart, if no more vehicles exit block and goto ITEM

2: Goto BDisposed.VEHDISP

Instrument SAS Name: OVAHAVE

Destination Data Set: EOVB

Sponsor Field Type: C

Report Section: 10

Field

MATCHID
TBLINV.BINV.MATCHID

Description: Vehicle Match ID - Output Only Field

Form Pane Label:

SAS Name:

Tag Name:

Inherited Universe:

Universe:

Universe Description:

Question Text:

Type: Integer

Length: 2

Min: 1

Max: 99

- Don't Know
- Refuse
- Empty

- On Input
- On Output

Store Instructions: Set = 850015.MATCHID

Array:

Special Instructions: Valid Values: 1-99

Instrument SAS Name: MATCHID

Destination Data Set: EOVB

Sponsor Field Type: N

Report Section: 10

BDISPOSED

Block

TBLINV.BINV.BDISPOSED

Description: Disposed of Vehicles

Tab Name:

Fly Over Name:

Universe Type: If

Inherited Universe:

Universe: OVAHAVE = No {2}

Universe Description:

Array:

Block Instructions: 1. Max # of rows: 25

2. Section Label: Section 10, Disposed Vehicles

Field

INCLUDE_DISPOSED
TBLINV.BINV.BDISPOSED.INCLUDE_DISPOSED

Description: Include fields/checks from Block BSECT10.BVehicle.Brow.BDisposed

Form Pane Label:

SAS Name:

Tag Name:

Inherited Universe:

Universe:

Universe Description:

Question Text:

Type: Classification

Length: 0

- Don't Know
- Refuse
- Empty

- On Input
- On Output

Array:

Special Instructions: Include all fields/checks from Block BSECT10.BVehicle.Brow.BDisposed here

Report Section: 10

BVEHICLE

BVEHICLE

Block

Description:

Tab Name:
Fly Over Name:
Universe Type: If

Inherited Universe:

Universe: S10_INTRO = Continue {1}

Universe Description:

Array:

Block Instructions: 1. Max # of rows: 25

2. Pre-chart

o Follow pre-chart standards. (See attachment on the field Prechart_Standards.)

o See the attachment on the variable Input_Setup_Specifications for specific prechart information

Block

BROW
BVEHICLE.BROW

Description:

Tab Name:
Fly Over Name:
Universe Type:

Inherited Universe:

Universe:

Universe Description:

Array:

Block Instructions:

SoftLowerLimit

Field

BVEHICLE.BROW.SoftLowerLimit

Description: Lower ranges for ERR1s for TRADEX, VINRATE, REIMBURX, EXREIMBX, and FINPAYMX

Form Pane Label:

SAS Name:

Tag Name:

Inherited Universe:

Universe:

Universe Description:

Question Text:

Type: Integer

Length: 8

Min: 0

Max: 99999999

- Don't Know
- Refuse
- Empty

- On Input
- On Output

Store Instructions:

SoftLowerLimit[1] := 200	{TRADEX}
SoftLowerLimit[2] := 0	{VINRATE}
SoftLowerLimit[3] := 20	{REIMBURX}
SoftLowerLimit[4] := 300	{EXREIMBX}
SoftLowerLimit[5] := 384	{FINPAYMX}

Array:

Number of Elements: 40

Special Instructions: NOTE: Number of elements is set to 40 to be generic across sections and so if more options are added later this won't need to change

Field

SoftUpperLimit
BVEHICLE.BROW.SoftUpperLimit

Description: Upper ranges for ERR1s for TRADEX, VINRATE, REIMBURX, EXREIMBX, and FINPAYMX

Form Pane Label:

SAS Name:

Tag Name:

Inherited Universe:

Universe:

Universe Description:

Question Text:

Type: Integer

Length: 8

Min: 0

Max: 99999999

- Don't Know
- Refuse
- Empty

- On Input
- On Output

Store Instructions: SoftUpperLimit[1] := 39999 {TRADEX}
SoftUpperLimit[2] := 20 {VINRATE}
SoftUpperLimit[3] := 23742 {REIMBURX}
SoftUpperLimit[4] := 9000 {EXREIMBX}
SoftUpperLimit[5] := 26500 {FINPAYMX}

Array:

Number of Elements: 40

Special Instructions: NOTE: Number of elements is set to 40 to be generic across sections and so if more options are added later this won't need to change

SoftLowerLimitN

Field

BVEHICLE.BROW.SoftLowerLimitN

Description: Lower ranges for ERR1_NETPURX

Form Pane Label:

SAS Name:

Tag Name:

Inherited Universe:

Universe:

Universe Description:

Question Text:

Type: Integer

Length: 8

Min: 0

Max: 99999999

- Don't Know
- Refuse
- Empty

- On Input
- On Output

Store Instructions: NETPURX:

SoftLowerLimitN[1] := 500

SoftLowerLimitN[2] := 533

SoftLowerLimitN[3] := 420

SoftLowerLimitN[4] := 200

SoftLowerLimitN[5] := 240

SoftLowerLimitN[6] := 4000

SoftLowerLimitN[7] := 250

Array:

Number of Elements: 40

Special Instructions: NOTE: Number of elements is set to 40 to be generic across sections and so if more options are added later this won't need to change

Field

SoftUpperLimitN
BVEHICLE.BROW.SoftUpperLimitN

Description: Upper ranges for ERR1_NETPURX

Form Pane Label:

SAS Name:

Tag Name:

Inherited Universe:

Universe:

Universe Description:

Question Text:

Type: Integer

Length: 8

Min: 0

Max: 99999999

- Don't Know
- Refuse
- Empty

- On Input
- On Output

Store Instructions: NETPURX:

SoftUpperLimitN[1] := 99999

SoftUpperLimitN[2] := 127500

SoftUpperLimitN[3] := 29999

SoftUpperLimitN[4] := 99999

SoftUpperLimitN[5] := 29999

SoftUpperLimitN[6] := 120000

SoftUpperLimitN[7] := 29999

Array:

Number of Elements: 40

Special Instructions: NOTE: Number of elements is set to 40 to be generic across sections and so if more options are added later this won't need to change

SoftLowerLimitD

Field

BVEHICLE.BROW.SoftLowerLimitD

Description: Lower ranges for ERR1_DNPAYMTX

Form Pane Label:

SAS Name:

Tag Name:

Inherited Universe:

Universe:

Universe Description:

Question Text:

Type: Integer

Length: 8

Min: 0

Max: 99999999

- Don't Know
- Refuse
- Empty

- On Input
- On Output

Store Instructions: NDNPAYMTX:

SoftLowerLimitD[1] := 1

SoftLowerLimitD[2] := 1

SoftLowerLimitD[3] := 1

SoftLowerLimitD[4] := 1

SoftLowerLimitD[5] := 1

SoftLowerLimitD[6] := 1

SoftLowerLimitD[7] := 1

Array:

Number of Elements: 40

Special Instructions: NOTE: Number of elements is set to 40 to be generic across sections and so if more options are added later this won't need to change

Field

SoftUpperLimitD
BVEHICLE.BROW.SoftUpperLimitD

Description: Upper ranges for ERR1_DNPAYMTX

Form Pane Label:

SAS Name:

Tag Name:

Inherited Universe:

Universe:

Universe Description:

Question Text:

Type: Integer

Length: 8

Min: 0

Max: 99999999

- Don't Know
- Refuse
- Empty

- On Input
- On Output

Store Instructions: DNPAYMTX:

SoftUpperLimitD[1] := 25000

SoftUpperLimitD[2] := 50000

SoftUpperLimitD[3] := 15000

SoftUpperLimitD[4] := 26000

SoftUpperLimitD[5] := 10000

SoftUpperLimitD[6] := 15000

SoftUpperLimitD[7] := 15000

Array:

Number of Elements: 40

Special Instructions: NOTE: Number of elements is set to 40 to be generic across sections and so if more options are added later this won't need to change

SoftLowerLimitP

Field

BVEHICLE.BROW.SoftLowerLimitP

Description: Lower ranges for ERR1_PAYMENTX

Form Pane Label:

SAS Name:

Tag Name:

Inherited Universe:

Universe:

Universe Description:

Question Text:

Type: Integer

Length: 8

Min: 0

Max: 99999999

- Don't Know
- Refuse
- Empty

- On Input
- On Output

Store Instructions: PAYMENTX:

SoftLowerLimitP[1] := 150

SoftLowerLimitP[2] := 59

SoftLowerLimitP[3] := 70

SoftLowerLimitP[4] := 77

SoftLowerLimitP[5] := 77

SoftLowerLimitP[6] := 77

SoftLowerLimitP[7] := 100

Array:

Number of Elements: 40

Special Instructions: NOTE: Number of elements is set to 40 to be generic across sections and so if more options are added later this won't need to change

Field

SoftUpperLimitP

BVEHICLE.BROW.SoftUpperLimitP

Description: Upper ranges for ERR1_PAYMENTX

Form Pane Label:

SAS Name:

Tag Name:

Inherited Universe:

Universe:

Universe Description:

Question Text:

Type: Integer

Length: 8

Min: 0

Max: 99999999

- Don't Know
- Refuse
- Empty

- On Input
- On Output

Store Instructions: PAYMENTX:

SoftUpperLimitP[1] := 1200

SoftUpperLimitP[2] := 1999

SoftUpperLimitP[3] := 721

SoftUpperLimitP[4] := 721

SoftUpperLimitP[5] := 340

SoftUpperLimitP[6] := 1999

SoftUpperLimitP[7] := 362

Array:

Number of Elements: 40

Special Instructions: NOTE: Number of elements is set to 40 to be generic across sections and so if more options are added later this won't need to change

SoftLowerLimitS

Field

BVEHICLE.BROW.SoftLowerLimitS

Description: Lower ranges for ERR1_SALEX

Form Pane Label:

SAS Name:

Tag Name:

Inherited Universe:

Universe:

Universe Description:

Question Text:

Type: Integer

Length: 8

Min: 0

Max: 99999999

- Don't Know
- Refuse
- Empty

- On Input
- On Output

Store Instructions: SALEX:

SoftLowerLimitS[1] := 5
SoftLowerLimitS[2] := 35
SoftLowerLimitS[3] := 35
SoftLowerLimitS[4] := 35
SoftLowerLimitS[5] := 35
SoftLowerLimitS[6] := 35
SoftLowerLimitS[7] := 35

Array:

Number of Elements: 40

Special Instructions: NOTE: Number of elements is set to 40 to be generic across sections and so if more options are added later this won't need to change

Field

SoftUpperLimitS

BVEHICLE.BROW.SoftUpperLimitS

Description: Upper ranges for ERR1_SALEX

Form Pane Label:

SAS Name:

Tag Name:

Inherited Universe:

Universe:

Universe Description:

Question Text:

Type: Integer

Length: 8

Min: 0

Max: 99999999

- Don't Know
- Refuse
- Empty

- On Input
- On Output

Store Instructions: SALEX:

SoftUpperLimitS[1] := 17400

SoftUpperLimitS[2] := 23000

SoftUpperLimitS[3] := 23000

SoftUpperLimitS[4] := 23000

SoftUpperLimitS[5] := 23000

SoftUpperLimitS[6] := 23000

SoftUpperLimitS[7] := 23000

Array:

Number of Elements: 40

Special Instructions: NOTE: Number of elements is set to 40 to be generic across sections and so if more options are added later this won't need to change

OVB_ITEM

Field

BVEHICLE.BROW.OVB_ITEM

Description: type of owned vehicle

Form Pane Label: ITEM

SAS Name:

Tag Name: OVB_ITEM

Inherited Universe:

Universe:

Universe Description:

Help Screen: H_S9

Question Text:  27 ? [F1]

SCREEN 1A -----

^S10_Screen1A

◆ **IF YES - What kind of vehicle was it?**

SCREEN 1B -----

^DoDoes_C ^YOU_YRCU own any automobiles, trucks, minivans, vans or SUV's which were not used entirely for business?

SCREEN 2 -----

^DoDoes_C ^YOU_YRCU own any other types of vehicles such as boats, aircraft, motorcycles, trailers, or recreational vehicles not used entirely for business?

◆ **IF YES- Read each item on list**

Do you own any. . .

SCREEN 3-----

^HaveHas_C ^YOU_YRCU purchased any ^other vehicles since the first of ^REF_MONTH for someone outside of your household?

◆ **IF YES -**

What kind of vehicle(s) did you purchase?

SCREEN 4 -----

^HaveHas_C ^YOU_YRCU disposed of ^Any_anyauto other vehicles since the first of ^REF_MONTH?

*** IF YES -**

Which kind of vehicle(s) did you dispose of?

Fills: S10_Screen1A

Instructions: The 1st time Screen 1A is displayed then fill

"Since the first of ^REF_MONTH, ^have_has2 ^YOU_YRCU purchased or acquired any vehicle that is not used entirely for business? Include those vehicles purchased for your own use or for someone outside your household."

The 2nd and subsequent times Screen 1A is displayed then fill:

"^HaveHas_C ^YOU_YRCU purchased or acquired any other vehicles since the first of ^REF_MONTH?"

Fills: REF_MONTH

Instructions: Set REF_MONTH = 3 months before the interview.

Calculated by taking the INTPER from record type 10 to come up with the base month to start from.

Fills: have_has2

Instructions: IF NUMHOUSE = 1 then fill "have"
ELSE fill "has"

Fills: YOU_YRCU

Instructions: IF NUMHOUSE = 1 then fill "you"
ELSE fill "your household"

Fills: HaveHas_C

Instructions: IF NUMHOUSE = 1 then fill then fill "Have",
ELSE fill "Has"

Fills: DoDoes_C

Instructions: IF NUMHOUSE = 1 then fill "Do"
ELSE fill "Does"

Fills: YOU_YRCU

Instructions: IF NUMHOUSE = 1 then fill "you"
ELSE fill "your household"

Fills: HaveHas_C

Instructions: IF NUMHOUSE = 1 then fill then fill "Have",
ELSE fill "Has"

Fills: other

Instructions: The 1st time screen 3 is displayed, do not use the fill.
ELSE fill "other"

Fills: REF_MONTH

Instructions: Set REF_MONTH = 3 months before the interview.
Calculated by taking the INTPER from record type 10 to come up with the base
month to start from.

Fills: Any_anyauto

Instructions: The 1st time SCREEN 4 is displayed fill "any automobiles or"
ELSE fill "any"

Type: Enumerated

Length: 3

Answer List: TSec10altems

Value:	Mnemonic:	Description:
1	Automobile	Automobiles, trucks, minivans, vans, or SUVs'
2	MotorHome	Campers, motor homes, or RVs
3	Motorcycle	Motorcycles
4	Boat_motor	Boats, including kayaks or jet-skis
5	OtherTrailer	Trailers to tow boats or other cargo
6	Aircraft	Aircraft
7	OtherVehicle	Other vehicles
95	NoMore95	Continue list
99	NoMore99	None/No more entries
888	Delete line	Delete the line

- Don't Know
- Refuse
- Empty

- On Input
- On Output

Store Instructions: 1. Set VEHICYB

NOTE: IF OVB_ITEM = 1 then VEHICYB is set in MKMDL_SC or OTHMDLY
IF OVB_ITEM >= 1 AND OVB_ITEM < 95 THEN:
IF OVB_ITEM = 2 then set VEHICYB = '125'
IF OVB_ITEM = 3 then set VEHICYB = '150'
IF OVB_ITEM = 4 then set VEHICYB = '165'
IF OVB_ITEM = 5 then set VEHICYB = '180'
IF OVB_ITEM = 6 then set VEHICYB = '190'
IF OVB_ITEM = 7 then set VEHICYB = '200'

2. Set DISPOSED = 1 for each selection made from screen 4, disposed of vehicle.
3. Set Kind = which screener question was displayed
Set Kind = 1 if Screen 1A or 1B
Set Kind = 2 if Screen 2
Set Kind = 3 if Screen 3
Set Kind = 4 if Screen 4
4. Set Item2Shadow = OVB_ITEM

Array:

Special Instructions: 1. Answer list options on Screen 2 should be bold black, except 95, 99, and 888. Answer list options on Screens 1A, 1B, 3, and 4 should be regular black. (Once an answer list option is selected and the "Any more" question is answered, the answer list description color should be changed to regular blue.)

2. Set VEHICIB
Assign VEHICIB to each record.
If INTNMBR = 1 or (NEWCU = 1 and prechart is blank) or
INTNMBR = 2-4 and no previously reported vehicles then start with "01".
Else start with the last 8500.VEHICIB from the inventory chart + 1.
3. For Screen 1A, display Answer list options 1-7, 99, 888
For Screen 1B, display Answer list options 1, 95, 888
For Screen 2, display Answer list options 2-7, 95, 888
For Screen 3, display Answer list options 1-7, 95, 888
For Screen 4, display Answer list options 1-7, 99, 888
5. For screen 1B and 2, add a "?" to the end of the answer list option.
6. If INTNMBR = 2-4 and (NEWCU <> 1 or (newcu = 1 and prechart isn't blank)) then display ONLY SCREEN 1A.
ELSE display screens 1B, 2, 3, and 4

Skip Instructions: 1: IF OVB_ITEM <> Item2Shadow then goto CK_ITEM
ELSE goto VEHICYR

2-7: IF OVB_ITEM <> Item2Shadow then goto CK_ITEM
ELSE goto OTHMDLY

95: Goto OVB_ITEM for the next row

99: Exit the table and goto LP10_Flag

888: IF row number = 25 then exit the table and goto LP10_Flag
ELSE goto OVB_ITEM for the next row

Instrument SAS Name: OVB_ITEM

Destination Data Set: EOVB

Sponsor Field Type: C

Report Section: 10

Check

CK_ITEM
BVEHICLE.BROW.CK_ITEM

Description: Changed ITEM to a different selection, after completing the row

Inherited Universe:

Universe: OVB_ITEM <> Item2Shadow AND NOT (OVB_ITEM IN [NoMore95, NoMore99, DeleteLine]) AND OVB_ITEM <> EMPTY

Universe Description: After a row is completed, the user has backed up and changed the item number to another valid item number

Text: • Press "S" to change this item code and enter new data

Press ENTER to re-enter the original item code: ^OldItem

Check Instructions: IF SUPPRESSED then set all fields in this row to EMPTY:
VEHICYR, MKMDL_SC, OTHMDLY, FUELTYPE, FUELOTH, VEHBSNS, VEHBSNZ,
VEHNEWU, VEHGFTC, VPURINDV, VHPURMO, VHPURYR, OVBSTORE,
OVBPURCH, OVBLOC, OVBLOCST, VFINANCE, VLOANST, TRADE, TRADEX,
NETPURX, DNPAYMTX, All fields in the bFinanced and bDisposed blocks,
OVBMORE

Type: Soft

Skip Instructions: SUPPRESS: Goto VEHICYR

All others, go back to OVB_ITEM

Fills: OldItem

Instructions: Fill entry in Item2Shadow

VEHICYR

Field

BVEHICLE.BROW.VEHICYR

Description: year of vehicle

Form Pane Label: Model year

SAS Name: VEHICYR

Tag Name: VEHICYR

Inherited Universe:

Universe: OVB_ITEM = 1

Universe Description:

Question Text: What ^S10B_WasIs the model year of the vehicle?

Fills: S10B_WasIs

Instructions: IF KIND = 4 {coming from OVB_ITEM, screen 4} then fill "Was"
ELSE fill "Is".

Type: Integer

Length: 5

Min: 1900

Max: 9999

- Don't Know
- Refuse
- Empty

- On Input
- On Output

Array:

Skip Instructions: 1900-current year + 2: IF entry > (current year+2) then goto CK_VEHICYR
ELSE goto MKMDL_SC

DK,RF: Goto MKMDL_SC

Instrument SAS Name: VEHICYR

Destination Data Set: EOV B

Sponsor Field Type: C

Report Section: 10

CK_VEHICYR

Check

BVEHICLE.BROW.CK_VEHICYR

Description: Cannot exceed next year model

Inherited Universe:

Universe: VEHICYR > (current year + 2)

Universe Description:

Text: [✦ Cannot exceed next year for model year.](#)

Check Instructions:

Type: Hard

Skip Instructions: Go back to VEHICYR

Field

MKMDL_SC
BVEHICLE.BROW.MKMDL_SC

Description: make/model of vehicle

Form Pane Label: Make/Model

SAS Name: MKMDESC

Tag Name: MKMDL_SC

Inherited Universe:

Universe: OVB_ITEM = 1

Universe Description:

Question Text: What ^S10B_WasIs the make and model of this vehicle?

✦ If vehicle make and model is not found, key X.

Fills: S10B_WasIs

Instructions: IF KIND = 4 {coming from OVB_ITEM, screen 4} then fill "Was"
ELSE fill "Is".

Type: String

Length: 30

Don't Know

Refuse

Empty

On Input

On Output

Store Instructions: 1. Set MKMDL_SC = the FULL make/model selected from column
"AUTOMOBILE: MAKE/MODEL".

2. IF CarList.Name <> EMPTY THEN

MKMDLY := CarList.Code {5 character code in column "CODES"}

VEHICYB := CarList.CarTruck {3 digit code in column "Car (100)/ truck (110)"}

3. If MKMDLY(4:5) <> 'XX' AND MKMDLY(4:5) <> 'ZZ' AND MKMDL_SC =
RESPONSE then set OTHMDLY = EMPTY

Array:

Special Instructions: 1. Insert a Blaise tri-gram search function.

Give the FR the option of switching to an alphabetic search. Display the list of vehicle make/models and allow the FR to highlight and select the appropriate make/model.

2. See attachment on BSECT9.BSECT9L2.BLEASE.BROW.MKMD_SCR in Section 9 for the list of cars and car codes

Skip Instructions: 30 characters: IF MKMDLY(4:5) = XX or ZZ then goto OTHMDLY
ELSE goto FUELTYPE

DK,RF,X: Goto OTHMDLY

Instrument SAS Name: MKMDL_SC

Destination Data Set: EOV B

Sponsor Field Type: C

Report Section: 10

Field

OTHMDLY
BVEHICLE.BROW.OTHMDLY

Description: Other vehicle type

Form Pane Label: Other

SAS Name: OTHMDLY

Tag Name: OTHMDLY

Inherited Universe:

Universe: MKMDLY(4:5) = 'XX' or MKMDLY(4:5) = 'ZZ' OR MKMDLY = 'XXXXX' OR MKMDL_SC = NONRESPONSE OR (OVB_ITEM >= 2 and OVB_ITEM <= 7)

Universe Description: Vehicle not found on look-up list, Dk, or RF or vehicle is something other than a car or truck.

Question Text: [Specify:](#)

Type: String

Length: 30

Don't Know
 Refuse
 Empty

On Input
 On Output

Store Instructions: 1. Set VEHICYB for OVB_ITEM = 1
IF OVB_ITEM = 1 AND (OTHMDLY = RESPONSE or OTHMDLY = NONRESPONSE)
then set VEHICYB = '105'

2. IF MKMDLY[4:5] = 'XX' or 'ZZ' OR MKMDLY = 'XXXXX' OR OVB_ITEM = 2-9
THEN
IF OTHMDLY = EMPTY then:
IF OVB_ITEM = 2 then set OTHMDLY = 'Camper/motor home/RV'
ELSEIF OVB_ITEM = 3 then set OTHMDLY = 'Motorcycle'
ELSEIF OVB_ITEM = 4 then set OTHMDLY = 'Boat'
ELSEIF OVB_ITEM = 5 then set OTHMDLY = 'Trailer to tow boat/cargo'
ELSEIF OVB_ITEM = 6 then set OTHMDLY = 'Aircraft'
ELSEIF OVB_ITEM = 7 then set OTHMDLY = 'Any other vehicle'

Array:

Skip Instructions: IF OVB_ITEM = 2-7 THEN:
 IF BCeintro.BUSCREEN = 2 goto VEHNEWU
 ELSE goto VEHBSNS

 ELSE goto FUELTYPE

Instrument SAS Name: OTHMDLY

Destination Data Set: EOVB

Sponsor Field Type: C

Report Section: 10

Field

FUELTYPE
BVEHICLE.BROW.FUELTYPE

Description: Fueled by

Form Pane Label: Fuel Type

SAS Name: FUELTYPE

Tag Name: FUELTYPE

Inherited Universe:

Universe: MKMDL_SC <> EMPTY OR MKMDL_SC = DONTKNOW OR MKMDL_SC = REFUSAL

Universe Description:

Question Text: Is it fueled by -

• [Read each item on list.](#)

Type: Enumerated

Length: 1

Answer List: TFUELTYPE

Value:	Mnemonic:	Description:
1	T01	Gasoline only?
2	T02	Diesel fuel?
3	T03	Hybrid electric/gasoline?
4	T04	Electric only?
5	T05	FlexFuel/E85?
6	T06	Other - specify?

Don't Know
 Refuse
 Empty

On Input
 On Output

Array:

Special Instructions: Answer list options 1-5 should be in bold black.
(Answer list option 6 should be regular black)

Skip Instructions: 1-5,DK,RF: IF BCeintro.BUSCREEN = 2 goto VEHNEWU
ELSE goto VEHBSNS

6: Goto FUELOTH

Instrument SAS Name: FUELTYPE

Destination Data Set: EOVB

Sponsor Field Type: C

Report Section: 10

Field

FUELOTH
BVEHICLE.BROW.FUELOTH

Description: Other type of Fuel

Form Pane Label: Fuel Specify

SAS Name: FUELOTH

Tag Name: FUELOTH

Inherited Universe:

Universe: FUELTYPE = T06 {6}

Universe Description: Vehicle uses some other type of fuel

Question Text: * Specify:

Type: String

Length: 30

Don't Know

Refuse

Empty

On Input

On Output

Array:

Skip Instructions: IF BCeintro.BUSCREEN = 2 goto VEHNEWU

ELSE goto VEHBSNS

Instrument SAS Name: FUELOTH

Destination Data Set: EOVB

Sponsor Field Type: C

Report Section: 10

VEHBSNS

Field

BVEHICLE.BROW.VEHBSNS

Description: business vehicle

Form Pane Label: Business use

SAS Name: VEHBSNS

Tag Name: VEHBSNS

Inherited Universe:

Universe: bCeintro.BUSCREEN <> No {2} AND NOT (OVB_ITEM IN [NoMore95, NoMore99, DeleteLine]) AND OVB_ITEM <> EMPTY

Universe Description:

Help Screen: H_VEHBSNS

Question Text: ? [F1]

^S10B_WasIs it used for business?

Fills: S10B_WasIs

Instructions: IF KIND = 4 {coming from OVB_ITEM, screen 4} then fill "Was"
ELSE fill "Is".

Type: Enumerated

Length: 1

Answer List: TVEHBSNS

Value:	Mnemonic:	Description:
1	Yes	Yes
2	No	No

Don't Know
 Refuse
 Empty

On Input
 On Output

Array:

Skip Instructions: 1: Goto VEHBSNZ

2,DK,RF: Goto VEHNEWU

Instrument SAS Name: VEHBSNS

Destination Data Set: EOVB

Sponsor Field Type: C

Report Section: 10

VEHBSNZ

Field

BVEHICLE.BROW.VEHBSNZ

Description: mileage for business

Form Pane Label: Percent business

SAS Name: VEHBSNZ

Tag Name: VEHBSNZ

Inherited Universe:

Universe: VEHBSNS = Yes {1}

Universe Description: Vehicle was used for business

Question Text: What percentage of the mileage ^S10B_iswas counted as a business expense?

Fills: S10B_iswas

Instructions: IF coming from OVB_ITEM, screen 4 then fill "was"
ELSE fill "is"

Type: Integer

Length: 3

Min: 1

Max: 100

- Don't Know
- Refuse
- Empty

- On Input
- On Output

Array:

Skip Instructions: 1-99,DK,RF: Goto VEHNEWU

100: Goto ERR2_VEHBSNZ

Instrument SAS Name: VEHBSNZ

Destination Data Set: EOVB

Sponsor Field Type: N

Report Section: 10

ERR2_VEHBSNZ
BVEHICLE.BROW.ERR2_VEHBSNZ

Check

Description: 100% mileage for business

Inherited Universe:

Universe: VEHBSNZ = 100

Universe Description: 100% of the mileage was for business

Text: * 100% WAS ENTERED

* PLEASE VERIFY

Check Instructions:

Type: Soft

Skip Instructions: Suppressed: Gray this row in the grid and goto OVBMORE

All others, go back to VEHBSNZ

Field

VEHNEWU
BVEHICLE.BROW.VEHNEWU

Description: new/used vehicle

Form Pane Label: New or used

SAS Name: VEHNEWU

Tag Name: VEHNEWU

Inherited Universe:

Universe: VEHBSNZ <> 100 AND NOT (OVB_ITEM IN [NoMore95, NoMore99, DeleteLine])
AND OVB_ITEM <> EMPTY

Universe Description:

Help Screen: H_VEHNEWU

Question Text: ? [F1]

Was it new or used when acquired?

Type: Enumerated

Length: 1

Answer List: TVEHNEWU

Value:	Mnemonic:	Description:
1	New	New
2	Used	Used

Don't Know

Refuse

Empty

On Input

On Output

Store Instructions: 1. If Kind = 3 then store 2 in VEHGFTC.

2. If VEHNEWU = 1 then store 2 in VPURINDV and "SHOW/KEEP"
VPURINDV

Array:

Skip Instructions: 1: IF Kind = 1, 2, or 4 then goto VEHGFTC

ELSE goto VEHPURMO

2,DK,RF: IF Kind = 1, 2, or 4 then goto VEHGFTC
ELSE goto VPURINDV

Instrument SAS Name: VEHNEWU

Destination Data Set: EOVB

Sponsor Field Type: C

Report Section: 10

Field

VEHGFTC
BVEHICLE.BROW.VEHGFTC

Description: vehicle bought for who

Form Pane Label: Acquired how

SAS Name: VEHGFTC

Tag Name: VEHGFTC

Inherited Universe:

Universe: (VEHNEWU = RESPONSE or VEHNEWU = DONTKNOW or VEHNEWU = REFUSAL) AND (Kind = 1 or Kind = 2 or Kind = 4)

Universe Description: Coming from OVB_ITEM, screen 1A, 1B, 2 or 4

Question Text: Was this vehicle -

Type: Enumerated

Length: 1

Answer List: TGFTC2

Value:	Mnemonic:	Description:
1	Own	Purchase for own use?
2	OutSide	Purchased for someone outside of your household?
3	Gift	Received as a gift?

- Don't Know
- Refuse
- Empty

- On Input
- On Output

Array:

Skip Instructions: 1,2,DK,RF: IF VEHNEWU = 1 then goto VEHPURMO
ELSE goto VPURINDV

3: IF DISPOSED = 1 then goto VEHDISP
ELSE goto OVBMORE

Instrument SAS Name: VEHGFTC

Destination Data Set: EOVB

Sponsor Field Type: C

Report Section: 10

Field

VPURINDV
BVEHICLE.BROW.VPURINDV

Description: where vehicle bought

Form Pane Label: Private indiv.

SAS Name: VPURINDV

Tag Name: VPURINDV

Inherited Universe:

Universe: ((VEHGFTC = Own {1} or VEHGFTC = Outside {2} or VEHGFTC = NONRESPONSE)
and
(VEHNEWU = UsedVehicle {2} or VEHNEWU = NONRESPONSE)) OR
(VEHNEWU = RESPONSE or VEHNEWU = NONRESPONSE) and Kind = 3)

Universe Description:

Question Text: Was this vehicle purchased from a private individual?

Type: Enumerated

Length: 1

Answer List: TYesNo

Value:	Mnemonic:	Description:
1	Yes	Yes
2	No	No

- Don't Know
- Refuse
- Empty

- On Input
- On Output

Array:

Skip Instructions: Goto VEHPURMO

Instrument SAS Name: VPURINDV

Destination Data Set: EOVB

Sponsor Field Type: C

Report Section: 10

Field

VEHPURMO
BVEHICLE.BROW.VEHPURMO

Description: month vehicle bought

Form Pane Label: Month purchased

SAS Name: VEHPURMO

Tag Name: VEHPURMO

Inherited Universe:

Universe: (VEHNEWU = 1 and Kind = 3) OR
((VEHGFTC = 1 or VEHGFTC = 2 or VEHGFTC = NONRESPONSE) and VEHNEWU = 1) OR
((VPURINDV = 1 or VPURINDV = 2 or VPURINDV = NONRESPONSE) and (VEHGFTC = 1 or VEHGFTC = 2 or VEHGFTC = NONRESPONSE or VEHGFTC = EMPTY))

Universe Description:

Question Text: In what month was it purchased?

Type: Enumerated

Length: 2

Answer List: TMONTH

Value:	Mnemonic:	Description:
1	Jan	January
2	Feb	February
3	Mar	March
4	Apr	April
5	May	May
6	Jun	June
7	Jul	July
8	Aug	August
9	Sep	September
10	Oct	October
11	Nov	November
12	Dec	December

Don't Know

Refuse
 Empty

On Input
 On Output

Array:

Skip Instructions: Goto VEHPURYR

Instrument SAS Name: VEHPURMO

Destination Data Set: EOVB

Sponsor Field Type: C

Report Section: 10

Field

VEHPURYR
BVEHICLE.BROW.VEHPURYR

Description: year vehicle bought

Form Pane Label: Year purchased

SAS Name: VEHPURYR

Tag Name: VEHPURYR

Inherited Universe:

Universe: (VEHNEWU = 1 and Kind = 3) OR
((VEHGFTC = 1 or VEHGFTC = 2 or VEHGFTC = NONRESPONSE) and VEHNEWU = 1) OR
((VPURINDV = 1 or VPURINDV = 2 or VPURINDV = NONRESPONSE) and
(VEHGFTC = 1 or VEHGFTC = 2 or VEHGFTC = NONRESPONSE or VEHGFTC = EMPTY))

Universe Description:

Question Text: In what year was it purchased?

Type: Integer

Length: 4

Min: 1900

Max: 9997

Don't Know
 Refuse
 Empty

On Input
 On Output

Array:

Skip Instructions: 1900-current year: IF the month and year (VEHPURMO and VEHPURYR) are more than one month

in the future then goto CK_VEHPURYR
ELSEIF (VPURINDV = 2, DK or RF) AND
(CURRENT YEAR - VEHPURYR <= 5) AND
((OVB_ITEM = 2, 4, or 5) OR (VEHNEWU = 1 and OVB_ITEM = 1))
AND (Rt10.POPGRP = 01-16) OR (VEHNEWU = 1 and OVB_ITEM =
3))
AND (Rt10.POPGRP = 01-16 or 19)

then goto OVBSTORE
ELSE goto VFINANCE

DK,RF: Goto VFINANCE

Instrument SAS Name: VEHPUYR

Destination Data Set: EOVB

Sponsor Field Type: C

Report Section: 10

Check

CK_VEHPURYR
BVEHICLE.BROW.CK_VEHPURYR

Description: month and year are more than 1 mo in the future

Inherited Universe:

Universe: ((VEHPURMO AND VEHPURYR are more than one month in the future) or (VEHPURYR > current year)) AND VEHPURMO = RESPONSE AND VEHPURYR = RESPONSE

Universe Description:

Text: ♦ Purchase can't be in the future.

Check Instructions:

Type: Hard

Skip Instructions: Go back to VEHPURYR

OVBSTORE

Field

BVEHICLE.BROW.OVBSTORE

Description: Where Purchased

Form Pane Label: Store

SAS Name: OVBSTORE

Tag Name: OVBSTORE

Inherited Universe:

Universe: (VPURINDV = No {2} or VPURINDV = NONRESPONSE) AND
((CURRENT YEAR - VEHPUYR) <= 5) AND
(((OVB_ITEM = 2 or OVB_ITEM = 4 or OVB_ITEM = 5) or (VEHNEWU = NewVehicle
{1} and (OVB_ITEM = Automobile {1} or OVB_ITEM = Motorcycle {3})))
AND VEHPUYR = RESPONSE AND (VAL(Rt10.POPGRP) >= 1 AND
VAL(Rt10.POPGRP) <= 16)) or (OVB_ITEM = Motorcycle {3} AND
VAL(Rt10.POPGRP) = 19)

Universe Description:

Question Text: What is the name of the business where this vehicle was purchased?

✦ [Enter store, website, or company name](#)

Type: String

Length: 45

Don't Know
 Refuse
 Empty

On Input
 On Output

Array:

Special Instructions: If UPPERCASE(OVBSTORE) contains '.COM' then set OVBPURCH = 1 and "keep" and "show"

Skip Instructions: IF UPPERCASE(OVBSTORE) = 'GROUPON' or 'GROUPON.COM' then goto ERR_GROUPON

ELSEIF UPPERCASE(OVBSTORE) contains '.COM' then goto VFINANCE

ELSEIF ENTRY = DK or RF then goto VFINANCE

ELSE goto OVBPURCH

Instrument SAS Name: OVBSTORE

Destination Data Set: EOVB

Sponsor Field Type: C

Report Section: 10

Date Implemented (YYYY-MM-DD): April 2017

ERR_GROUPON
BVEHICLE.BROW.ERR_GROUPON

Check

Description: Groupon Check

Inherited Universe:

Universe: UPPERCASE(OVBSTORE) = 'GROUPON' or 'GROUPON.COM'

Universe Description:

Text: * ENTER THE STORE OR COMPANY THAT THE GROUPON IS FOR.

DO NOT ENTER "GROUPON"

Check Instructions:

Type: Soft

Skip Instructions: Suppress: IF UPPERCASE(OVBSTORE) contains '.COM' then goto VFINANCE
ELSE goto OVBPURCH

All others, go back to OVBSTORE

Field

OVBPURCH
BVEHICLE.BROW.OVBPURCH

Description: Purchased Online or in person

Form Pane Label: Online

SAS Name: OVBPURCH

Tag Name: OVBPURCH

Inherited Universe:

Universe: (UPPERCASE(OVBSTORE) does NOT contain '.COM') AND OVBSTORE = RESPONSE

Universe Description:

Question Text: Was this paid for -

Type: Enumerated

Length: 1

Answer List: TOnline

Value:	Mnemonic:	Description:
1	Online	Online?
2	InPerson	In person?
3	MailTel	By mail or telephone order?
4	Other	Other

- Don't Know
- Refuse
- Empty

- On Input
- On Output

Array:

Special Instructions: Answer list descriptions for options 1-3 should be bold black

Skip Instructions: 1,3,4,DK,RF: Goto VFINANCE

2: Goto OVBLOC

Instrument SAS Name: OVBPURCH

Destination Data Set: EOVB

Sponsor Field Type: C

Report Section: 10

Date Implemented (YYYY-MM-DD): April 2017

Field

OVBLOC
BVEHICLE.BROW.OVBLOC

Description: Purchase location - City

Form Pane Label: Location - City

SAS Name: OVBLOC

Tag Name: OVBLOC

Inherited Universe:

Universe: OVBPURCH = InPerson {2}

Universe Description:

Question Text: In what city is ^OVBSTORE_fill located?

Fills: OVBSTORE_fill

Instructions: Fill entry in OVBSTORE

Type: String

Length: 45

Don't Know
 Refuse
 Empty

On Input
 On Output

Array:

Skip Instructions: Goto OVBLOCST

Instrument SAS Name: OVBLOC

Destination Data Set: EOVB

Sponsor Field Type: C

Report Section: 10

Date Implemented (YYYY-MM-DD): July 2016

OVBLOCST

Field

BVEHICLE.BROW.OVBLOCST

Description: Purchase location - State

Form Pane Label: State

SAS Name: OVBLOCST

Tag Name: OVBLOCST

Inherited Universe:

Universe: OVBPURCH = InPerson {2}

Universe Description:

Help Screen: H_DESTCODE

Question Text: ? [F1]

In what state is ^OVBSTORE_fill located?

✦ [Enter the two character state abbreviation](#)

Fills: OVBSTORE_fill

Instructions: Fill entry in OVBSTORE

Type: String

Length: 2

Don't Know
 Refuse
 Empty

On Input
 On Output

Array:

Special Instructions: Use answer type TState - STRING[2], display width 4

Skip Instructions: IF entry is not a valid state abbreviation then goto CK_OVBLOCST

ELSE goto VFINANCE

Instrument SAS Name: OVBLOCST

Destination Data Set: EOVB

Sponsor Field Type: C

Report Section: 10

Date Implemented (YYYY-MM-DD): July 2016

CK_OVBLOCST

Check

BVEHICLE.BROW.CK_OVBLOCST

Description: Not a valid state abbreviation

Inherited Universe:

Universe: (OVBLOCST is not a valid state abbreviation) AND OVBLOCST = RESPONSE

Universe Description: State abbreviation entered is not valid

Text: [✦ Not a valid state abbreviation](#)

Check Instructions:

Type: Hard

Skip Instructions: Go back to OVBLOCST

Field

VFINANCE
BVEHICLE.BROW.VFINANCE

Description: finance for vehicle

Form Pane Label: Financed

SAS Name: VFINANCE

Tag Name: VFINANCE

Inherited Universe:

Universe: (VEHPURMO = RESPONSE or VEHPURMO = NONRESPONSE) AND (VEHPURYR = RESPONSE or VEHPURYR = NONRESPONSE)

Universe Description:

Question Text: Was any portion of the purchase price financed?

Type: Enumerated

Length: 1

Answer List: TYesNo

Value:	Mnemonic:	Description:
1	Yes	Yes
2	No	No

- Don't Know
- Refuse
- Empty

- On Input
- On Output

Array:

Skip Instructions: 1: Goto VLOANST

2,DK,RF: IF VEHPURMO + VEHPURYR is prior to 3 months ago AND
DISPOSED = 1 then goto VEHDISP
ELSIF VEHPURMO + VEHPURYR is prior to 3 months ago
AND DISPOSED <> 1 then goto OVBMORE
ELSE goto TRADE

Instrument SAS Name: VFINANCE

Destination Data Set: EOVB

Sponsor Field Type: C

Report Section: 10

Field

VLOANST
BVEHICLE.BROW.VLOANST

Description: loans remaining on vehicle

Form Pane Label: Loan status

SAS Name:

Tag Name: VLOANST

Inherited Universe:

Universe: VFINANCE = Yes {1}

Universe Description:

Question Text: On the first of ^REF_MONTH, were there remaining loan payments?

Fills: REF_MONTH

Instructions: Set REF_MONTH = 3 months before the interview.

Calculated by taking the INTPER from record type 10 to come up with the base month to start from.

Type: Enumerated

Length: 1

Answer List: TYesNo

Value:	Mnemonic:	Description:
1	Yes	Yes
2	No	No

Don't Know

Refuse

Empty

On Input

On Output

Array:

Special Instructions: If VLOANST = Yes {1} then set VFINSTAT = 2

If VLOANST = No {2} then set VFINSTAT = 1

If VLOANST = DONTKNOW then set VFINSTAT = DK

If VLOANST = REFUSAL then set VFINSTAT = RF

Skip Instructions: 1,DK,RF: Goto TRADE

2: IF VEHPURMO + VEHPURYR is prior to 3 months ago AND
DISPOSED = 1 then goto VEHDISP
ELSEIF VEHPURMO + VEHPURYR is prior to 3 months ago AND
DISPOSED <> 1 then goto OVBMORE
ELSE goto TRADE

Instrument SAS Name: VLOANST

Report Section: 10

Date Implemented (YYYY-MM-DD): April 2006

Field

TRADE
BVEHICLE.BROW.TRADE

Description: trade-in vehicle

Form Pane Label: Trade-in

SAS Name: TRADE

Tag Name: TRADE

Inherited Universe:

Universe: (VLOANST = Yes {1} or VLOANST = NONRESPONSE) OR
((VLOANST = No {2} or VFINANCE = No {2} or VFINANCE = NONRESPONSE) and
VEHPURMO and VEHPURYR = 1-3 months ago)

Universe Description:

Question Text: Was a trade-in allowance received?

Type: Enumerated

Length: 1

Answer List: TYesNo

Value:	Mnemonic:	Description:
1	Yes	Yes
2	No	No

- Don't Know
- Refuse
- Empty

- On Input
- On Output

Array:

Skip Instructions: 1: Goto TRADEX

2,DK,RF: Goto NETPURX

Instrument SAS Name: TRADE

Destination Data Set: EOVb

Sponsor Field Type: C

Report Section: 10

Field

TRADEX
BVEHICLE.BROW.TRADEX

Description: how much trade-in vehicle

Form Pane Label: Trade-in value

SAS Name: TRADEX

Tag Name: TRADEX

Inherited Universe:

Universe: TRADE = Yes {1}

Universe Description:

Help Screen: H_TRADEX

Question Text: ? [F1]

How much?

Type: Integer

Length: 7

Min: 1

Max: 999999

Don't Know

Refuse

Empty

On Input

On Output

Store Instructions: IF TRADEX is in range or NONRESPONSE then set TRADEX_ = EMPTY

Array:

Special Instructions: Display a \$ and a comma in the entry field.

Skip Instructions: 0-999999: IF TRADEX < SoftLowerLimt[1] or TRADEX > SoftUpperLimt[1] then goto
ERR1_TRADEX
ELSE goto NETPURX

DK,RF: Goto NETPURX

Instrument SAS Name: TRADEX

Destination Data Set: EOVB

Sponsor Field Type: N

Report Section: 10

Check

ERR1_TRADEX
BVEHICLE.BROW.ERR1_TRADEX

Description: Out of Range Check

Inherited Universe:

Universe: (TRADEX < SoftLowerLimt[1] or TRADEX > SoftUpperLimt[1]) AND TRADEX = RESPONSE

Universe Description:

Text: * THE VALUE ENTERED IS UNUSUALLY HIGH OR LOW

PLEASE VERIFY AND IF CORRECT, ENTER ITEM LEVEL NOTE

Check Instructions: IF suppressed then set TRADEX_ = 'A1'

Type: Soft

Skip Instructions: Suppress: Goto NETPURX

All others, go back to TRADEX

NETPURX

Field

BVEHICLE.BROW.NETPURX

Description: paid for vehicle after trade-in

Form Pane Label: Amount Paid

SAS Name: NETPURX

Tag Name: NETPURX

Inherited Universe:

Universe: (VLOANST = Yes {1} or VLOANST = NONRESPONSE) OR
(VLOANST = No {2} or VFINANCE = No {2} or VFINANCE = NONRESPONSE) and
VEHPURMO and VEHPURYR = 1-3 months ago)

Universe Description:

Help Screen: H_NETPURX

Question Text: ? [F1]

**What was the amount paid for the vehicle after ^trade_in rebate, and discount?
Please include any sales tax in the amount paid.**

◆ Include destination fee in the price.

Fills: trade_in

Instructions: If TRADE = Yes {1} then fill "trade-in allowance,"

Type: Integer

Length: 7

Min: 0

Max: 999999

Don't Know
 Refuse
 Empty

On Input
 On Output

Store Instructions: IF NETPURX is in range or NONRESPONSE then set NETPURX_ = EMPTY

Array:

Special Instructions: Display a \$ and comma in the entry field.

Skip Instructions: 0-999999: IF NETPURX < SoftLowerLimitN[OVB_ITEM] or NETPURX >
SoftUpperLimitN[OVB_ITEM]
then goto ERR1_NETPURX
ELSE IF VLOANST = 1 then goto DNPAYMTX
ELSE goto OVBMORE

DK,RF: IF VLOANST = 1 then goto DNPAYMTX
ELSE goto OVBMORE

Instrument SAS Name: NETPURX

Destination Data Set: EOVB

Sponsor Field Type: N

Report Section: 10

ERR1_NETPURX

BVEHICLE.BROW.ERR1_NETPURX

Check

Description: Out of Range Check

Inherited Universe:

Universe: (NETPURX < SoftLowerLimitN[OVB_ITEM] or NETPURX > SoftUpperLimitN[OVB_ITEM]) AND NETPURX = RESPONSE

Universe Description:

Text: * THE VALUE ENTERED IS UNUSUALLY HIGH OR LOW

PLEASE VERIFY AND IF CORRECT, ENTER ITEM LEVEL NOTE

Check Instructions: IF suppressed then set NETPURX_ = 'A1'

Type: Soft

Skip Instructions: Suppressed: IF VLOANST = 1 then goto DNPAYMTX
ELSE goto OVBMORE

All others, go back to NETPURX

Field

DNPAYMTX
BVEHICLE.BROW.DNPAYMTX

Description: cash down payment on vehicle

Form Pane Label: Down Payment

SAS Name: DNPAYMTX

Tag Name: DNPAYMTX

Inherited Universe:

Universe: VLOANST = 1

Universe Description: There are remaining payments

Question Text: What was the amount of the cash down payment?

Type: Integer

Length: 7

Min: 0

Max: 999999

Don't Know

Refuse

Empty

On Input

On Output

Store Instructions: IF DNPAYMTX is in range or NONRESPONSE then set DNPA_MTX = EMPTY

Array:

Special Instructions: Display a \$ and comma in the entry field.

Skip Instructions: 0-999999: IF DNPAYMTX = SoftLowerLimitD[OVB_ITEM] or DNPAYMTX > SoftUpperLimitD[OVB_ITEM]
then goto ERR1_DNPAYMTX
ELSEIF DNPAYMTX > NETPURX then goto CK_DNPAYMTX
ELSE goto VEHEQTLN

DK,RF: Goto VEHEQTLN

Instrument SAS Name: DNPAYMTX

Destination Data Set: EOVB

Sponsor Field Type: N

Report Section: 10

Check

ERR1_DNPAYMTX
BVEHICLE.BROW.ERR1_DNPAYMTX

Description: Out of Range Check

Inherited Universe:

Universe: (DNPAYMTX = SoftLowerLimitD[OVB_ITEM] or DNPAYMTX > SoftUpperLimitD[OVB_ITEM]) AND DNPAYMTX = RESPONSE

Universe Description:

Text: * THE VALUE ENTERED IS UNUSUALLY HIGH OR LOW

PLEASE VERIFY AND IF CORRECT, ENTER ITEM LEVEL NOTE

Check Instructions: IF suppressed then set DNPA_MTX = 'A1'

Type: Soft

Skip Instructions: Suppress: Goto VEHEQTLN

All others, go back to DNPAYMTX

CK_DNPAYMTX

Check

BVEHICLE.BROW.CK_DNPAYMTX

Description: Down payment exceeds total cost

Inherited Universe:

Universe: (DNPAYMTX > NETPURX) AND DNPAYMTX = RESPONSE AND NETPURX = RESPONSE

Universe Description:

Text: * [Payment for down payment exceeds total cost](#)

Check Instructions:

Type: Hard

Skip Instructions: Go back to DNPAYMTX

Block

BFINANCED
BVEHICLE.BROW.BFINANCED

Description:

Tab Name:
Fly Over Name:
Universe Type: lf

Inherited Universe:

Universe:

Universe Description:

Array:

Block Instructions:

VEHEQTLN

Field

BVEHICLE.BROW.BFINANCED.VEHEQTLN

Description: home equity loan for vehicle

Form Pane Label: Home equity loan

SAS Name: VEHEQTLN

Tag Name: VEHEQTLN

Inherited Universe:

Universe: DNPAYMTX = RESPONSE OR DNPAYMTX = NONRESPONSE

Universe Description:

Help Screen: H_VEHEQTLN

Question Text: ? [F1]

Was the source of credit a Home Equity Loan?

Type: Enumerated

Length: 1

Answer List: TYesNo

Value:	Mnemonic:	Description:
1	Yes	Yes
2	No	No

- Don't Know
- Refuse
- Empty

- On Input
- On Output

Array:

Skip Instructions: Goto PRINCIPX

Instrument SAS Name: VEHEQTLN

Destination Data Set: EOV B

Sponsor Field Type: C

Report Section: 10

PRINCIPX

Field

BVEHICLE.BROW.BFINANCED.PRINCIPX

Description: amount borrowed for vehicle

Form Pane Label: Amount

SAS Name: PRINCIPX

Tag Name: PRINCIPX

Inherited Universe:

Universe: DNPAYMTX = RESPONSE OR DNPAYMTX = NONRESPONSE

Universe Description:

Question Text: How much was borrowed, excluding any interest?

Type: Integer

Length: 7

Min: 1

Max: 999999

Don't Know

Refuse

Empty

On Input

On Output

Store Instructions: IF PRINCIPX is in range or NONRESPONSE THEN set PRIN_IPX = EMPTY

Array:

Special Instructions: Display a \$ and a comma in the entry field.

Skip Instructions: 1-99: Goto CK_PRINCIPX

100-999999: IF [PRINCIPX > ((NETPURX * 1.10) - DNPAYMTX)] OR
[PRINCIPX < ((NETPURX * 0.90) - DNPAYMTX)]
then goto ERR1_PRINCIPX
ELSE goto VINTRATE

DK,RF: Goto VINTRATE

Instrument SAS Name: PRINCIPX

Destination Data Set: EOVB

Sponsor Field Type: N

Report Section: 10

CK_PRINCIPX

Check

BVEHICLE.BROW.BFINANCED.CK_PRINCIPX

Description: Starting TOTAL loan amount is low

Inherited Universe:

Universe: PRINCIPX >= 1 AND PRINCIPX <= 99 AND PRINCIPX = RESPONSE

Universe Description:

Text: ♦ Starting TOTAL loan amount is low.

Do NOT enter the monthly payment amount here.

Enter the starting loan amount.

If the starting loan amount is not known, enter Ctrl + D for "Don't know."

Check Instructions:

Type: Hard

Skip Instructions: Go back to PRINCIPX

Check

ERR1_PRINCIPX
BVEHICLE.BROW.BFINANCED.ERR1_PRINCIPX

Description: Out of Range Check

Inherited Universe:

Universe: $[(PRINCIPX > ((NETPURX * 1.10) - DNPAYMTX)) \text{ or } (PRINCIPX < ((NETPURX * 0.90) - DNPAYMTX))]$
AND PRINCIPX = RESPONSE

Universe Description:

Text: ♦ THE VALUE ENTERED IS UNUSUALLY HIGH OR LOW

PLEASE VERIFY AND IF CORRECT, ENTER ITEM LEVEL NOTE

Check Instructions: IF suppressed then set PRIN_IPX = 'A1'

Type: Soft

Skip Instructions: Suppress: Goto VINRATE

All others, go back to PRINCIPX

VINTRATE

Field

BVEHICLE.BROW.BFINANCED.VINTRATE

Description: What was the interest rate

Form Pane Label: Interest Rate

SAS Name: VINTRATE

Tag Name: VINTRATE

Inherited Universe:

Universe: PRINCIPX = RESPONSE OR PRINCIPX = NONRESPONSE

Universe Description:

Question Text: What was the interest rate?

✦ Enter percent including decimal.

Type: Real / decimal

Length: 6

Min: 0

Max: 99.99

Don't Know

Refuse

Empty

On Input

On Output

Store Instructions: IF VINTRATE is in range or NONRESPONSE THEN set VINT_ATE = EMPTY

Array:

Skip Instructions: 00.000-99.999: IF VINTRATE > SoftUpperLimit[2] then goto ERR1_VINTRATE
ELSE goto PMT1YR

DK,RF: Goto PMT1YR

Instrument SAS Name: VINTRATE

Destination Data Set: EOVB

Sponsor Field Type: N

Report Section: 10

ERR1_VINRATE

Check

BVEHICLE.BROW.BFINANCED.ERR1_VINRATE

Description: Out of Range Check

Inherited Universe:

Universe: VINRATE > SoftUpperLimit[2] AND VINRATE = RESPONSE

Universe Description:

Text: * THE VALUE ENTERED IS UNUSUALLY HIGH OR LOW

PLEASE VERIFY AND IF CORRECT, ENTER ITEM LEVEL NOTE

Check Instructions: IF suppressed then set VINT_ATE = 'A1'

Type: Soft

Skip Instructions: Suppress: Goto PMT1YR

All others, go back to VINRATE

Field

PMT1YR
BVEHICLE.BROW.BFINANCED.PMT1YR

Description: year first payment vehicle

Form Pane Label: First pmt year

SAS Name: PMT1YR

Tag Name: PMT1YR

Inherited Universe:

Universe: VINRATE >= 0 or VINRATE <= 99.999 OR VINRATE = NONRESPONSE

Universe Description:

Question Text: In what year was or will the first payment be made?

Type: Integer

Length: 4

Min: 1900

Max: 9997

Don't Know

Refuse

Empty

On Input

On Output

Array:

Skip Instructions: IF PMT1YR > current year +1 then goto CK_FutureDate

ELSEIF PMT1YR < VEHPURYR then goto CK_VEHPURYR

ELSE goto PMT1MO

Instrument SAS Name: PMT1YR

Destination Data Set: EOVB

Sponsor Field Type: C

Report Section: 10

CK_FutureDate

Check

BVEHICLE.BROW.BFINANCED.CK_FutureDate

Description: First payment year is more than 1 year in the future

Inherited Universe:

Universe: $\text{PMT1YR} > \text{Current YEAR} + 1$ AND $\text{PMT1YR} = \text{RESPONSE}$

Universe Description: Payment start year is more than 1 year in the future

Text: ♦ [First payment year cannot be more than 1 year in the future.](#)

Check Instructions:

Type: Hard

Skip Instructions: Go back to PMT1YR

Check

CK_PMT1YR
BVEHICLE.BROW.BFINANCED.CK_PMT1YR

Description: Payment year prior to vehicle purchase year

Inherited Universe:

Universe: PMT1YR < VEHPURYR and PMT1YR = RESPONSE

Universe Description: Payment start year is before vehicle purchase year

Text: ♦ [First payment year cannot be before year vehicle purchased.](#)

Check Instructions:

Type: Hard

Skip Instructions: Go back to PMT1YR

PMT1MO

Field

BVEHICLE.BROW.BFINANCED.PMT1MO

Description: month fist payment vehicle

Form Pane Label: First pmt month

SAS Name: PMT1MO

Tag Name: PMT1MO

Inherited Universe:

Universe: VINRATE >= 0 OR VINRATE <= 99.999 OR VINRATE NONRESPONSE

Universe Description:

Question Text: In what month was or will the first payment be made?

Type: Enumerated

Length: 2

Answer List: TMONTH

Value:	Mnemonic:	Description:
1	Jan	January
2	Feb	February
3	Mar	March
4	Apr	April
5	May	May
6	Jun	June
7	Jul	July
8	Aug	August
9	Sep	September
10	Oct	October
11	Nov	November
12	Dec	December

Don't Know

Refuse

Empty

On Input

On Output

Array:

Skip Instructions: IF PMT1MO + PMT1YR is before VEHPURMO + VEHPURYR then goto CK_PMT1MO

ELSE goto VEHPQMT

Instrument SAS Name: PMT1MO

Destination Data Set: EOVB

Sponsor Field Type: C

Report Section: 10

CK_PMT1MO

Check

BVEHICLE.BROW.BFINANCED.CK_PMT1MO

Description: payment month cannot be before purchase month

Inherited Universe:

Universe: (PMT1MO + PMT1YR is before VEHPURMO + VEHPURYR) AND PMT1MO = RESPONSE AND PMT1YR = RESPONSE and VEHPURMO = RESPONSE and VEHPURYR = RESPONSE

Universe Description:

Text: ♦ [Payment month and year can't be before purchase month and year](#)

Check Instructions: List PMT1MO, PMT1YR, VEHPURMO and VEHPURYR as jumping points

Type: Hard

Skip Instructions: Go back to PMT1MO

Field

VEHQPMT
BVEHICLE.BROW.BFINANCED.VEHQPMT

Description: number of payments for vehicle

Form Pane Label: Number of payments

SAS Name: VEHQPMT

Tag Name: VEHQPMT

Inherited Universe:

Universe: VINRATE >= 0 OR VINRATE <= 99.999 OR VINRATE = NONRESPONSE

Universe Description:

Help Screen: H_VEHQPMT

Question Text: ? [F1]

For how many months was the payment contract?

Type: Integer

Length: 4

Min: 1

Max: 999

Don't Know

Refuse

Empty

On Input

On Output

Store Instructions: IF VEHQPMT is in range or NONRESPONSE THEN set VEHQPMT_ = EMPTY

Array:

Skip Instructions: 1-999: IF VEHQPMT = 1-11, 13-23, 25-35, 37-47, 49-59, 61-71,
73-83, 85-95, 97-107, 109-119, 121-131, or 133-143
then goto ERR1_VEHQPMT
ELSE goto PAYMENTX

DK,RF: Goto PAYMENTX

Instrument SAS Name: VEHQPMT

Destination Data Set: EOVB

Sponsor Field Type: N

Report Section: 10

Check

ERR1_VEHQPMT
BVEHICLE.BROW.BFINANCED.ERR1_VEHQPMT

Description: Out of Range Check

Inherited Universe:

Universe: [(VEHQPMT >= 1 and VEHQPMT <= 11) OR (VEHQPMT >= 13 and VEHQPMT <= 23) OR (VEHQPMT >= 25 and VEHQPMT <= 35) OR (VEHQPMT >= 37 and VEHQPMT <= 47) OR (VEHQPMT >= 49 and VEHQPMT <= 59) OR (VEHQPMT >= 61 and VEHQPMT <= 71) OR (VEHQPMT >= 73 and VEHQPMT <= 83) OR (VEHQPMT >= 85 or VEHQPMT <= 95) OR (VEHQPMT >= 97 and VEHQPMT <= 107) OR (VEHQPMT >= 109 and VEHQPMT <= 119) OR (VEHQPMT >= 121 and VEHQPMT <= 131) OR (VEHQPMT >= 133 and VEHQPMT <= 143)] AND VEHQPMT = RESPONSE

Universe Description:

Text: * THE VALUE ENTERED IS UNUSUALLY HIGH OR LOW

PLEASE VERIFY AND IF CORRECT, ENTER ITEM LEVEL NOTE

Check Instructions: IF suppressed then set VEHQPMT_ = 'A1'

Type: Soft

Skip Instructions: Suppress: IF DISPOSED = 1 then goto BDisposed.VEHDISP
ELSE goto PAYMENTX

All others, go back to VEHQPMT

PAYMENTX

Field

BVEHICLE.BROW.BFINANCED.PAYMENTX

Description: amount payment for vehicle

Form Pane Label: Payment amount

SAS Name: PAYMENTX

Tag Name: PAYMENTX

Inherited Universe:

Universe: DNPAYMTX = RESPONSE OR DNPAYMTX = NONRESPONSE

Universe Description:

Help Screen: H_PAYMENTX

Question Text: ? [F1]

What is your monthly payment amount?

Type: Integer

Length: 6

Min: 1

Max: 99999

Don't Know

Refuse

Empty

On Input

On Output

Store Instructions: IF PAYMENTX is in range or NONRESPONSE THEN set PAYM_NTX = EMPTY

Array:

Special Instructions: Display a \$ and comma in the entry field.

Skip Instructions: 1-99999: IF PAYMENTX < SoftLowerLimit[OVB_ITEM] or
PAYMENTX > SoftUpperLimit[OVB_ITEM]
then goto ERR1_PAYMENTX
ELSEIF PAYMENTX > PRINCIPX then goto CK_PAYMENTX
ELSEIF DISPOSED = 1 then goto VEHDISP
ELSE goto OVBMORE

DK,RF: IF DISPOSED = 1 then goto VEHDISP
ELSE goto OVBMORE

Instrument SAS Name: PAYMENTX

Destination Data Set: EOVB

Sponsor Field Type: N

Report Section: 10

ERR1_PAYMENTX

Check

BVEHICLE.BROW.BFINANCED.ERR1_PAYMENTX

Description: Out of Range Check

Inherited Universe:

Universe: (PAYMENTX < SoftLowerLimitP[OVB_ITEM] or PAYMENTX >
SoftUpperLimitP[OVB_ITEM]) AND PAYMENTX = RESPONSE

Universe Description:

Text: * THE VALUE ENTERED IS UNUSUALLY HIGH OR LOW

PLEASE VERIFY AND IF CORRECT, ENTER ITEM LEVEL NOTE

Check Instructions: IF suppressed then set PAYM_NTX = 'A1'

Type: Soft

Skip Instructions: Suppress: Goto OVBMORE

All others, go back to PAYMENTX

Check

CK_PAYMENTX
BVEHICLE.BROW.BFINANCED.CK_PAYMENTX

Description: Monthly payment amount is greater than total loan amount

Inherited Universe:

Universe: PAYMENTX > PRINCIPX AND PAYMENTX = RESPONSE AND PRINCIPX = RESPONSE

Universe Description: Monthly payment amount is greater than total loan amount

Text: ♦ The monthly payment amount of ^PAYMENTX_Fill is greater than the TOTAL loan amount of ^PRINCIPX_Fill.

Check Instructions:

Type: Hard

Skip Instructions: Go back to PAYMENTX or PRINCIPX

Fills: PAYMENTX_Fill

Instructions: Fill entry in PAYMENTX

Fills: PRINCIPX_Fill

Instructions: Fill entry in PRINCIPX

PRIN_IPX

Field

BVEHICLE.BROW.BFINANCED.PRIN_IPX

Description: Range edit flag for PRINCIPX

Form Pane Label:

SAS Name: PRIN_IPX

Tag Name:

Inherited Universe:

Universe:

Universe Description:

Question Text:

Type: String

Length: 2

- Don't Know
- Refuse
- Empty

- On Input
- On Output

Array:

Special Instructions: NOTE: See ERR1_PRINCIPX for how to set this field.

Valid Values: A1 = Range edit failed
(ERR1 check was suppressed)

Blank = Range edit passed

Instrument SAS Name: PRIN_IPX

Destination Data Set: EOVB

Sponsor Field Type: C

Report Section: 10

Sponsor Edits: FLAG

Field

VINT_ATE
BVEHICLE.BROW.BFINANCED.VINT_ATE

Description: Range edit flag for VINTRATE

Form Pane Label:

SAS Name: VINT_ATE

Tag Name:

Inherited Universe:

Universe:

Universe Description:

Question Text:

Type: String

Length: 2

Don't Know

Refuse

Empty

On Input

On Output

Array:

Special Instructions: NOTE: See ERR1_VINTRATE for how to set this field.

Valid Values: A1 = Range edit failed
(ERR1 check was suppressed)

Blank = Range edit passed

Instrument SAS Name: VINT_ATE

Destination Data Set: EOVB

Sponsor Field Type: C

Report Section: 10

Sponsor Edits: FLAG

VEHQPMT_
BVEHICLE.BROW.BFINANCED.VEHQPMT_

Field

Description: Range edit flag for VEHQPMT

Form Pane Label:

SAS Name: VEHQPMT_

Tag Name:

Inherited Universe:

Universe:

Universe Description:

Question Text:

Type: String

Length: 2

Don't Know

Refuse

Empty

On Input

On Output

Array:

Special Instructions: NOTE: See ERR1_VEHQPMT for how to set this field.

Valid Values: A1 = Range edit failed
(ERR1 check was suppressed)

Blank = Range edit passed

Instrument SAS Name: VEHQPMT_

Destination Data Set: EOVB

Sponsor Field Type: C

Report Section: 10

Sponsor Edits: FLAG

Field

PAYM_NTX
BVEHICLE.BROW.BFINANCED.PAYM_NTX

Description: Range edit flag for PAYMENTX

Form Pane Label:

SAS Name: PAYM_NTX

Tag Name:

Inherited Universe:

Universe:

Universe Description:

Question Text:

Type: String

Length: 2

- Don't Know
- Refuse
- Empty

- On Input
- On Output

Array:

Special Instructions: NOTE: See ERR1_PAYMENTX for how to set this field.

Valid Values: A1 = Range edit failed
(ERR1 check was suppressed)

Blank = Range edit passed

Instrument SAS Name: PAYM_NTX

Destination Data Set: EOVB

Sponsor Field Type: C

Report Section: 10

Sponsor Edits: FLAG

BDISPOSED

Block

BVEHICLE.BROW.BDISPOSED

Description: Disposed of Vehicles

Tab Name:

Fly Over Name:

Universe Type: If

Inherited Universe:

Universe: DISPOSED = 1

Universe Description: Disposed of Vehicles

Array:

Block Instructions:

Field

VEHDISP
BVEHICLE.BROW.BDISPOSED.VEHDISP

Description: way of disposal of old vehicle

Form Pane Label: Disposed of how

SAS Name: VEHDISP

Tag Name: VEHDISP

Inherited Universe:

Universe:

Universe Description:

Help Screen: H_VEHDISP

Question Text: ? [F1]

How did you dispose of the ^AutoDesc_Fill?

Fills: AutoDesc_Fill

Instructions: IF OTHMDLY <> EMPTY then fill entry in OTHMDLY
ELSE fill entry in MKMDL_SC

Type: Enumerated

Length: 1

Answer List: TDISPOSITION

Value:	Mnemonic:	Description:
1	Sold	Sold
2	TradeIn	Traded in
3	GivenAway	Given away or donated to someone outside the household, including students away at school
4	Damaged	Totaled (damaged beyond repair)
5	Stolen	Stolen
6	Other	Other

- Don't Know
- Refuse
- Empty

On Input

On Output

Store Instructions: Store VEHICIB in VEHICIC and store VEHICYB in VEHICYC

Array:

Special Instructions: Answer list descriptions should be in bold black.

Skip Instructions: 1-5,DK,RF: Goto VDISPMO

6: Goto DISPOTHV

Instrument SAS Name: VEHDISP

Destination Data Set: EOVC

Sponsor Field Type: C

Report Section: 10

Field

DISPOTHV
BVEHICLE.BROW.BDISPOSED.DISPOTHV

Description: other way of vehicle disposal

Form Pane Label: Specify

SAS Name: VDISPOTH

Tag Name: DISPOTHV

Inherited Universe:

Universe: VEHDISP = Other {6}

Universe Description:

Question Text: * Specify:

Type: String

Length: 30

- Don't Know
- Refuse
- Empty

- On Input
- On Output

Array:

Skip Instructions: Goto VDISPMO

Instrument SAS Name: DISPOTHV

Destination Data Set: EOVC

Sponsor Field Type: C

Report Section: 10

VDISPMO

Field

BVEHICLE.BROW.BDISPOSED.VDISPMO

Description: month disposed old vehicle

Form Pane Label: Month disposed

SAS Name: VDISPMO

Tag Name: VDISPMO

Inherited Universe:

Universe:

Universe Description:

Question Text: In what month was it ^VEHDISP_Fill?

Fills: VEHDISP_Fill

Instructions: IF VEHDISP = 1 then fill "sold"

ELSEIF VEHDISP = 2 then fill "traded in"

ELSEIF VEHDISP = 3 then fill "given away to someone outside the household"

ELSEIF VEHDISP = 4 then fill "totaled (damaged beyond repair)"

ELSEIF VEHDISP = 5 then fill "stolen"

ELSEIF VEHDISP = 6 then fill "disposed of"

Type: Enumerated

Length: 2

Answer List: TMONTH

Value:	Mnemonic:	Description:
1	Jan	January
2	Feb	February
3	Mar	March
4	Apr	April
5	May	May
6	Jun	June
7	Jul	July
8	Aug	August
9	Sep	September
10	Oct	October
11	Nov	November
12	Dec	December

Don't Know
 Refuse
 Empty

On Input
 On Output

Store Instructions: 1. IF VDISPMO is within the reference period or NONRESPONSE THEN set
VDISPMO_ = EMPTY

2. Set Record Origin and Record Status
IF VDISPMO = current month then set OVC_STAT = 2
ELSE set OVC_STAT = 1

Set OVC_ORIG = 1

Array:

Skip Instructions: IF VDISPMO is not within the reference period then goto ERR3_VDISPMO
ELSEIF VEHDISP = 1 then goto SALEX
ELSEIF VEHDISP = 2, 3, 6, DK or RF then goto LOANSTAT
ELSEIF VEHDISP = 4 or 5 then goto REIMBURS

Instrument SAS Name: VDISPMO

Destination Data Set: EOVC

Sponsor Field Type: C

Report Section: 10

ERR3_VDISPMO

Check

BVEHICLE.BROW.BDISPOSED.ERR3_VDISPMO

Description: Month not within reference period

Inherited Universe:

Universe: DISPMO is not within the reference period

Universe Description:

Text: * MONTH ENTERED IS NOT IN REFERENCE PERIOD

Check Instructions: IF suppressed then set VDISPMO_ = 'A1'

Type: Soft

Skip Instructions: Suppress: IF VEHDISP = 1 then goto SALEX
ELSEIF VEHDISP = 2, 3, 6, DK or RF then goto LOANSTAT
ELSEIF VEHDISP = 4 or 5 then goto REIMBURS

All others, go back to VDISPMO

Field

SALEX
BVEHICLE.BROW.BDISPOSED.SALEX

Description: selling price old vehicle

Form Pane Label: Selling price

SAS Name: SALEX

Tag Name: SALEX

Inherited Universe:

Universe: VEHDISP = Sold {1}

Universe Description:

Help Screen: H_SALEX

Question Text: ? [F1]

How much did you sell it for?

Type: Integer

Length: 7

Min: 1

Max: 999999

Don't Know

Refuse

Empty

On Input

On Output

Store Instructions: IF SALEX is in range or NONRESPONSE THEN set SALEX_ = EMPTY

Array:

Special Instructions: Display a \$ and comma in the entry field.

Skip Instructions: 1-999999: IF SALEX < SoftLowerLimitS[OVB_ITEM] or SALEX >
SoftUpperLimitS[OVB_ITEM] then goto ERR1_SALEX
ELSE goto LOANSTAT

DK,RF: Goto LOANSTAT

Instrument SAS Name: SALEX

Destination Data Set: EOVC

Sponsor Field Type: N

Report Section: 10

Check

ERR1_SALEX
BVEHICLE.BROW.BDISPOSED.ERR1_SALEX

Description: Out of Range Check

Inherited Universe:

Universe: (SALEX < SoftLowerLimitS[OVB_ITEM] or SALEX > SoftUpperLimitS[OVB_ITEM])
AND SALEX = RESPONSE

Universe Description:

Text: * THE VALUE ENTERED IS UNUSUALLY HIGH OR LOW

PLEASE VERIFY AND IF CORRECT, ENTER ITEM LEVEL NOTE

Check Instructions: IF suppressed then set SALEX_ = 'A1'

Type: Soft

Skip Instructions: Suppress: Goto LOANSTAT

All others, go back to SALEX

REIMBURS

Field

BVEHICLE.BROW.BDISPOSED.REIMBURS

Description: reimbursed for old vehicle

Form Pane Label: Reimbursed

SAS Name: REIMBURS

Tag Name: REIMBURS

Inherited Universe:

Universe: (VEHDISP = Damaged {4} or VEHDISP = Stolen {5}) AND VDISPMO <> EMPTY

Universe Description:

Question Text: Were you reimbursed for the value of the ^AutoDesc_Fill?

Fills: AutoDesc_Fill

Instructions: IF OTHMDLY <> EMPTY then fill entry in OTHMDLY
ELSE fill entry in MKMDL_SC

Type: Enumerated

Length: 1

Answer List: TYesNo

Value:	Mnemonic:	Description:
1	Yes	Yes
2	No	No

Don't Know

Refuse

Empty

On Input

On Output

Array:

Skip Instructions: 1: Goto REIMBURX

2,DK,RF: Goto EXREIMB

Instrument SAS Name: REIMBURS

Destination Data Set: EOVC

Sponsor Field Type: C

Report Section: 10

REIMBURX

Field

BVEHICLE.BROW.BDISPOSED.REIMBURX

Description: amount reimbursed old vehicle

Form Pane Label: Amount

SAS Name: REIMBURX

Tag Name: REIMBURX

Inherited Universe:

Universe: REIMBURS = Yes {1}

Universe Description:

Help Screen: H_REIMBURX

Question Text: ? [F1]

How much did you receive?

Type: Integer

Length: 7

Min: 1

Max: 999999

Don't Know

Refuse

Empty

On Input

On Output

Store Instructions: If REIMBURX is in range or NONRESPONSE then set REIM_URX = EMPTY

Array:

Special Instructions: Display a \$ and comma in the entry field.

Skip Instructions: 1-999999: IF REIMBURX < SoftLowerLimit[3] or REIMBURX > SoftUpperLimit[3]
then goto ERR1_REIMBURX
ELSE goto LOANSTAT

DK,RF: Goto LOANSTAT

Instrument SAS Name: REIMBURX

Destination Data Set: EOVC

Sponsor Field Type: N

Report Section: 10

ERR1_REIMBURX

Check

BVEHICLE.BROW.BDISPOSED.ERR1_REIMBURX

Description: Out of Range Check

Inherited Universe:

Universe: (REIMBURX < SoftLowerLimit[3] or REIMBURX > SoftUpperLimit[3]) AND
REIMBURX = RESPONSE

Universe Description:

Text: * THE VALUE ENTERED IS UNUSUALLY HIGH OR LOW

PLEASE VERIFY AND IF CORRECT, ENTER ITEM LEVEL NOTE

Check Instructions: IF suppressed then set REIM_URX = 'A1'

Type: Soft

Skip Instructions: Suppress: Goto LOANSTAT

All others, go back to REIMBURX

Field

EXREIMB
BVEHICLE.BROW.BDISPOSED.EXREIMB

Description: expect reimbursed for vehicle

Form Pane Label: Expect reimbursement

SAS Name: EXREIMB

Tag Name: EXREIMB

Inherited Universe:

Universe: REIMBURS = No {2} or REIMBURS = NONRESPONSE

Universe Description:

Question Text: Do you expect to be reimbursed for the value of the ^AutoDesc_Fill?

Fills: AutoDesc_Fill

Instructions: IF OTHMDLY <> EMPTY then fill entry in OTHMDLY
ELSE fill entry in MKMDL_SC

Type: Enumerated

Length: 1

Answer List: TYesNo

Value:	Mnemonic:	Description:
1	Yes	Yes
2	No	No

Don't Know

Refuse

Empty

On Input

On Output

Array:

Skip Instructions: 1: Goto EXREIMBX

2,DK,RF: Goto LOANSTAT

Instrument SAS Name: EXREIMB

Destination Data Set: EOVC

Sponsor Field Type: C

Report Section: 10

Field

EXREIMBX
BVEHICLE.BROW.BDISPOSED.EXREIMBX

Description: amount reimbursed old vehicle

Form Pane Label: Amt expected

SAS Name: EXREIMBX

Tag Name: EXREIMBX

Inherited Universe:

Universe: EXREIMB = Yes {1}

Universe Description:

Question Text: How much will you receive?

Type: Integer

Length: 7

Min: 1

Max: 999999

Don't Know

Refuse

Empty

On Input

On Output

Store Instructions: IF EXREIMBX is in range or NONRESPONSE then set EXRE_MBX = EMPTY

Array:

Special Instructions: Display a \$ and comma in the entry field.

Skip Instructions: 1-999999: IF EXREIMBX < SoftLowerLimit[4] or EXREIMBX > SoftUpperLimit[4]
then goto ERR1_EXTREIMBX
ELSE goto LOANSTAT

DK,RF: Goto LOANSTAT

Instrument SAS Name: EXREIMBX

Destination Data Set: EOVC

Sponsor Field Type: N

Report Section: 10

Check

ERR1_EXREIMBX
BVEHICLE.BROW.BDISPOSED.ERR1_EXREIMBX

Description: Out of Range Check

Inherited Universe:

Universe: (EXREIMBX < SoftLowerLimit[4] or EXREIMBX > SoftUpperLimit[4]) AND
EXREIMBX = RESPONSE

Universe Description:

Text: * THE VALUE ENTERED IS UNUSUALLY HIGH OR LOW

PLEASE VERIFY AND IF CORRECT, ENTER ITEM LEVEL NOTE

Check Instructions: IF suppressed then set EXRE_MBX = 'A1'

Type: Soft

Skip Instructions: Suppress: Goto LOANSTAT

All others, go back to EXREIMBX

LOANSTAT

Field

BVEHICLE.BROW.BDISPOSED.LOANSTAT

Description: loans on old vehicle

Form Pane Label: Outstanding

SAS Name: LOANSTAT

Tag Name: LOANSTAT

Inherited Universe:

Universe:

Universe Description:

Question Text: Were there any outstanding loans on the ^AutoDesc_Fill when it was ^VEHDISP_Fill?

Fills: VEHDISP_Fill

Instructions: IF VEHDISP = 1 then fill "sold"

ELSEIF VEHDISP = 2 then fill "traded in"

ELSEIF VEHDISP = 3 then fill "given away to someone outside the household"

ELSEIF VEHDISP = 4 then fill "totaled (damaged beyond repair)"

ELSEIF VEHDISP = 5 then fill "stolen"

ELSEIF VEHDISP = 6 then fill "disposed of"

Fills: AutoDesc_Fill

Instructions: IF OTHMDLY <> EMPTY then fill entry in OTHMDLY

ELSE fill entry in MKMDL_SC

Type: Enumerated

Length: 1

Answer List: TYesNo

Value:	Mnemonic:	Description:
1	Yes	Yes
2	No	No

Don't Know

Refuse

Empty

On Input

On Output

Array:

Skip Instructions: 1: Goto FINPAYMT

2,DK,RF: Goto OVBMORE

Instrument SAS Name: LOANSTAT

Destination Data Set: EOVC

Sponsor Field Type: C

Report Section: 10

FINPAYMT

Field

BVEHICLE.BROW.BDISPOSED.FINPAYMT

Description: Final payments on old vehicle

Form Pane Label: Final pmt

SAS Name: FINPAYMT

Tag Name: FINPAYMT

Inherited Universe:

Universe: LOANSTAT = Yes {1}

Universe Description:

Question Text: Were any final payments made on the loan?

Type: Enumerated

Length: 1

Answer List: TYesNo

Value:	Mnemonic:	Description:
1	Yes	Yes
2	No	No

- Don't Know
- Refuse
- Empty

- On Input
- On Output

Array:

Skip Instructions: 1: Goto FINPAYMX

2,DK,RF: Goto OVBMORE

Instrument SAS Name: FINPAYMT

Destination Data Set: EOVC

Sponsor Field Type: C

Report Section: 10

FINPAYMX

Field

BVEHICLE.BROW.BDISPOSED.FINPAYMX

Description: amount final payment old vehicle

Form Pane Label: Amount final pmt

SAS Name: FINPAYMX

Tag Name: FINPAYMX

Inherited Universe:

Universe: FINPAYMT = Yes {1}

Universe Description:

Question Text: How much was the final payment?

Type: Integer

Length: 7

Min: 1

Max: 999999

Don't Know

Refuse

Empty

On Input

On Output

Store Instructions: IF FINPAYMX is in range or NONRESPONSE then set FINP_YMX = EMPTY

Array:

Special Instructions: Display a \$ and comma in the entry field.

Skip Instructions: 1-999999: IF FINPAYMX < SoftLowerLimit[5] or FINPAYMX > SoftUpperLimit[5]
then goto ERR1_FINPAYMX
ELSE goto OVBMORE

DK,RF: Goto OVBMORE

Instrument SAS Name: FINPAYMX

Destination Data Set: EOVC

Sponsor Field Type: N

Report Section: 10

ERR1_FINPAYMX

Check

BVEHICLE.BROW.BDISPOSED.ERR1_FINPAYMX

Description: Out of Range Check

Inherited Universe:

Universe: (FINPAYMX < SoftLowerLimit[5] or FINPAYMX > SoftUpperLimit[5]) AND FINPAYMX = RESPONSE

Universe Description:

Text: * THE VALUE ENTERED IS UNUSUALLY HIGH OR LOW

PLEASE VERIFY AND IF CORRECT, ENTER ITEM LEVEL NOTE

Check Instructions: IF suppressed then set FINP_YMX = 'A1'

Type: Soft

Skip Instructions: Suppress: Goto OVBMORE

All others, go back to FINPAYMX

Field

VEHICIC
BVEHICLE.BROW.BDISPOSED.VEHICIC

Description: vehicle number

Form Pane Label:

SAS Name: VEHICIC

Tag Name:

Inherited Universe:

Universe:

Universe Description:

Question Text:

Type: Integer

Length: 3

Min: 1

Max: 125

- Don't Know
- Refuse
- Empty

- On Input
- On Output

Array:

Special Instructions: NOTE: See VEHDISP for how to set this field

Instrument SAS Name: VEHICIC

Destination Data Set: EOVC

Sponsor Field Type: C

Report Section: 10

VEHICYC

Field

BVEHICLE.BROW.BDISPOSED.VEHICYC

Description: 3 digit vehicle code for disposed vehicles

Form Pane Label:

SAS Name: VEHICYC

Tag Name:

Inherited Universe:

Universe:

Universe Description:

Question Text:

Type: String

Length: 3

- Don't Know
- Refuse
- Empty

- On Input
- On Output

Array:

Special Instructions: NOTE: See VEHDISP for how to set this field

Valid Values: 100, 105, 110, 120, 130, 140, 150, 160, 170,
180, 190, 200

Instrument SAS Name: VEHICYC

Destination Data Set: EOVC

Sponsor Field Type: C

Report Section: 10

Field

SALEX_
BVEHICLE.BROW.BDISPOSED.SALEX_

Description: Range edit flag for SALEX

Form Pane Label:

SAS Name: SALEX_

Tag Name:

Inherited Universe:

Universe:

Universe Description:

Question Text:

Type: String

Length: 2

- Don't Know
- Refuse
- Empty

- On Input
- On Output

Array:

Special Instructions: NOTE: See ERR1_SALEX for how to set this field.

Valid Values: A1 = Range edit failed
(ERR1 check was suppressed)

Blank = Range edit passed

Instrument SAS Name: SALEX_

Destination Data Set: EOVC

Sponsor Field Type: C

Report Section: 10

Sponsor Edits: FLAG

REIM_URX

Field

BVEHICLE.BROW.BDISPOSED.REIM_URX

Description: Range edit flag for REIMBURX

Form Pane Label:

SAS Name: REIM_URX

Tag Name:

Inherited Universe:

Universe:

Universe Description:

Question Text:

Type: String

Length: 2

- Don't Know
- Refuse
- Empty

- On Input
- On Output

Array:

Special Instructions: NOTE: See ERR1_REIMBURX for how to set this field.

Valid Values: A1 = Range edit failed
(ERR1 check was suppressed)

Blank = Range edit passed

Instrument SAS Name: REIM_URX

Destination Data Set: EOVC

Sponsor Field Type: C

Report Section: 10

Sponsor Edits: FLAG

Field

EXRE_MBX
BVEHICLE.BROW.BDISPOSED.EXRE_MBX

Description: Range edit flag EXREIMBX

Form Pane Label:

SAS Name: EXRE_MBX

Tag Name:

Inherited Universe:

Universe:

Universe Description:

Question Text:

Type: String

Length: 2

- Don't Know
- Refuse
- Empty

- On Input
- On Output

Array:

Special Instructions: NOTE: See ERR1_EXREIMBX for how to set this field.

Valid Values: A1 = Range edit failed
(ERR1 check was suppressed)

Blank = Range edit passed

Instrument SAS Name: EXRE_MBX

Destination Data Set: EOVC

Sponsor Field Type: C

Report Section: 10

Sponsor Edits: FLAG

FINP_YMX

Field

BVEHICLE.BROW.BDISPOSED.FINP_YMX

Description: Range edit flag for FINPAYMX

Form Pane Label:

SAS Name: FINP_YMX

Tag Name:

Inherited Universe:

Universe:

Universe Description:

Question Text:

Type: String

Length: 2

- Don't Know
- Refuse
- Empty

- On Input
- On Output

Array:

Special Instructions: NOTE: See ERR1_FINPAYMX for how to set this field.

Valid Values: A1 = Range edit failed
(ERR1 check was suppressed)

Blank = Range edit passed

Instrument SAS Name: FINP_YMX

Destination Data Set: EOVC

Sponsor Field Type: C

Report Section: 10

Sponsor Edits: FLAG

Field

VDISPMO_
BVEHICLE.BROW.BDISPOSED.VDISPMO_

Description: Range edit flag for VDISPMO

Form Pane Label:

SAS Name: VDISPMO_

Tag Name:

Inherited Universe:

Universe:

Universe Description:

Question Text:

Type: String

Length: 2

- Don't Know
- Refuse
- Empty

- On Input
- On Output

Array:

Special Instructions: NOTE: See ERR3_VDISPMO for how to set this field.

Valid Values: A1 = Range edit failed
(ERR1 check was suppressed)

Blank = Range edit passed

Instrument SAS Name: VDISPMO_

Destination Data Set: EOVC

Sponsor Field Type: C

Report Section: 10

Date Implemented (YYYY-MM-DD): October 2004

Sponsor Edits: FLAG

Field

OVC_STAT
BVEHICLE.BROW.BDISPOSED.OVC_STAT

Description: Record Status

Form Pane Label:

SAS Name: REC_STAT

Tag Name:

Inherited Universe:

Universe:

Universe Description:

Question Text:

Type: String

Length: 1

- Don't Know
- Refuse
- Empty

- On Input
- On Output

Array:

Special Instructions: NOTE: See LOANSTAT, FINPAYMT and FINPAYMX for how to set this field

Valid Values: 1 = Active Record
2 = Current month Record
3 = Inactive Record

Instrument SAS Name: OVC_STAT

Destination Data Set: EOVC

Sponsor Field Type: C

Report Section: 10

OVC_ORIG

Field

BVEHICLE.BROW.BDISPOSED.OVC_ORIG

Description: Record Origin

Form Pane Label:

SAS Name: REC_ORIG

Tag Name:

Inherited Universe:

Universe:

Universe Description:

Question Text:

Type: String

Length: 1

Don't Know

Refuse

Empty

On Input

On Output

Array:

Special Instructions: NOTE: See LOANSTAT, FINPAYMT and FINPAYMX for how to set this field

Valid Values: 1 = Data from current month interview

2 = data reported in previous quarter

Instrument SAS Name: OVC_ORIG

Destination Data Set: EOVC

Sponsor Field Type: C

Report Section: 10

Field

DISPOSED
BVEHICLE.BROW.BDISPOSED.DISPOSED

Description: Vehicle disposed of - Set in Processing

Form Pane Label:

SAS Name: DISPOSED

Tag Name:

Inherited Universe:

Universe:

Universe Description:

Question Text:

Type: String

Length: 1

- Don't Know
- Refuse
- Empty

- On Input
- On Output

Array:

Special Instructions: Valid values: Blank = Still has vehicle
1 = vehicle disposed of

Instrument SAS Name: DISPOSED

Destination Data Set: EOVC

Sponsor Field Type: C

Report Section: 10

OVBMORE

Field

BVEHICLE.BROW.OVBMORE

Description: Any other vehicles

Form Pane Label: Any more

SAS Name:

Tag Name: OVBMORE

Inherited Universe:

Universe: NOT (OVB_ITEM IN [NoMore95, NoMore99, DeleteLine]) AND OVB_ITEM <> EMPTY

Universe Description:

Question Text: ^OVBMORE_Fill

Fills: OVBMORE_Fill

Instructions: IF ScrAorB = A {SCREEN 1A} then fill "Did ^YOU_YRCU purchase or acquire any other ^AutoDesc_Fill2?"
ELSEIF KIND = 1 or 2 {SCREEN 1B or 2} then fill "^DoDoes_C ^YOU_YRCU own any other ^AutoDesc_Fill2?"
ELSEIF KIND = 3 {SCREEN 3} then fill "Did ^YOU_YRCU purchase any other ^AutoDesc_Fill2 for someone outside your household?"
ELSEIF KIND = 4 {SCREEN 4} then fill "Did ^YOU_YRCU dispose of any other ^AutoDesc_Fill2?"

Fills: YOU_YRCU

Instructions: IF NUMHOUSE = 1 then fill "you"
ELSE fill "your household"

Fills: AutoDesc_Fill2

Instructions: If VEHICYB = '100' then fill "automobiles"
If VEHICYB = '105' then fill "automobiles, trucks, minivans, vans, or SUVs"
If VEHICYB = '110' then fill "trucks, minivans, vans, or SUVs"
If OVB_ITEM = 2 then fill "campers, motor homes, or RVs"
If OVB_ITEM = 3 then fill "motorcycles"
If OVB_ITEM = 4 then fill "boats"
If OVB_ITEM = 5 then fill "trailers to tow boats or other cargo"
If OVB_ITEM = 6 then fill "Aircraft"
If OVB_ITEM = 7 then fill "vehicles"

Fills: DoDoes_C

Instructions: IF NUMHOUSE = 1 then fill "Do"

ELSE fill "Does"

Type: Enumerated
Length: 1

Answer List: TYesNo

Value:	Mnemonic:	Description:
1	Yes	Yes
2	No	No

- Don't Know
- Refuse
- Empty

- On Input
- On Output

Store Instructions: Set Record origin and Record status
IF OVBMORE = RESPONSE or OVBMORE = NONRESPONSE then
Set OVB_ORIG = '1'
Set OVB_STAT = '1'

Array:

Special Instructions: IF entry = 1 and row number <> 25 then pre-fill OVB_ITEM for the next row with the same information as the current row.

Skip Instructions: 1: IF Row number = 25 then goto ERR_MAX
ELSE goto OVB_ITEM for the next row

2,DK,RF: IF row number = 25 then exit the table and goto LP10_Flag
ELSE goto OVB_ITEM for the next row

Instrument SAS Name: OVBMORE

Destination Data Set: EOVB

Report Section: 10

ERR_MAX

Check

BVEHICLE.BROW.ERR_MAX

Description: Max Number of Rows Reached

Inherited Universe:

Universe: OVBMORE = Yes {1} AND (ROW number = 25)

Universe Description: Yes, there are more expenses, but there are no more empty rows in the grid

Text: ♦ [No more rows can be added](#)

Check Instructions:

Type: Hard

Skip Instructions: Go back to OVBMORE

Field

VEHICIB
BVEHICLE.BROW.VEHICIB

Description: Vehicle number

Form Pane Label:

SAS Name: VEHICIB

Tag Name:

Inherited Universe:

Universe:

Universe Description:

Question Text:

Type: Integer

Length: 3

Min: 1

Max: 999

- Don't Know
- Refuse
- Empty

- On Input
- On Output

Array:

Special Instructions: NOTE: See OVB_ITEM for how to set this field

Instrument SAS Name: VEHICIB

Destination Data Set: EOVB

Sponsor Field Type: C

Report Section: 10

VEHICYB

Field

BVEHICLE.BROW.VEHICYB

Description: 3 digit vehicle code

Form Pane Label:

SAS Name: VEHICYB

Tag Name:

Inherited Universe:

Universe:

Universe Description:

Question Text:

Type: String

Length: 3

- Don't Know
- Refuse
- Empty

- On Input
- On Output

Array:

Special Instructions: NOTE: See OVB_ITEM for how to set this field

Valid values: 100, 105, 110, 125, 150, 165, 180, 190, 200

Instrument SAS Name: VEHICYB

Destination Data Set: EOVB

Sponsor Field Type: C

Report Section: 10

Field

DISPOSED
BVEHICLE.BROW.DISPOSED

Description: Vehicle disposed of

Form Pane Label:

SAS Name:

Tag Name:

Inherited Universe:

Universe:

Universe Description:

Question Text:

Type: String

Length: 1

- Don't Know
- Refuse
- Empty

- On Input
- On Output

Array:

Special Instructions: NOTE: See OVB_ITEM for how to set this field

Valid values: Blank = Still has vehicle
1 = vehicle disposed of

Instrument SAS Name: DISPOSED

Destination Data Set: EOVB

Sponsor Field Type: C

Report Section: 10

MKMDLY
BVEHICLE.BROW.MKMDLY

Field

Description: vehicle make and model

Form Pane Label:

SAS Name: MKMODEL

Tag Name:

Inherited Universe:

Universe:

Universe Description:

Question Text:

Type: String

Length: 5

- Don't Know
- Refuse
- Empty

- On Input
- On Output

Array:

Special Instructions: NOTE: See MKMDL_SC for how to set this field

Instrument SAS Name: MKMDLY

Destination Data Set: EOVB

Sponsor Field Type: C

Report Section: 10

Field

VFINSTAT
BVEHICLE.BROW.VFINSTAT

Description:

Form Pane Label:

SAS Name: VFINSTAT

Tag Name:

Inherited Universe:

Universe:

Universe Description:

Question Text:

Type: String

Length: 1

- Don't Know
- Refuse
- Empty

- On Input
- On Output

Array:

Special Instructions: NOTE: See VLOANSTAT for how to set this field

Valid values: 1 = VLOANST = 2 (No remaing loan payments)

2 = VLOANST = 1 (yes, remaing loan payments)

DK = VLOANST = DK

RF = VLOANST = RF

Instrument SAS Name: VFINSTAT

Destination Data Set: EOVB

Sponsor Field Type: C

Report Section: 10

Date Implemented (YYYY-MM-DD): April 2007

TRADEX_
BVEHICLE.BROW.TRADEX_

Field

Description: Range edit flag for TRADEX

Form Pane Label:

SAS Name: TRADEX_

Tag Name:

Inherited Universe:

Universe:

Universe Description:

Question Text:

Type: String

Length: 2

- Don't Know
- Refuse
- Empty

- On Input
- On Output

Array:

Special Instructions: NOTE: See ERR1_TRADEX for how to set this field.

Valid Values: A1 = Range edit failed
(ERR1 check was suppressed)

Blank = Range edit passed

Instrument SAS Name: TRADEX_

Destination Data Set: EOVB

Sponsor Field Type: C

Report Section: 10

Sponsor Edits: FLAG

Field

NETPURX_
BVEHICLE.BROW.NETPURX_

Description: Range edit flag for NETPURX

Form Pane Label:

SAS Name: NETPURX_

Tag Name:

Inherited Universe:

Universe:

Universe Description:

Question Text:

Type: String

Length: 2

- Don't Know
- Refuse
- Empty

- On Input
- On Output

Array:

Special Instructions: NOTE: See ERR1_NETPURX for how to set this field.

Valid Values: A1 = Range edit failed
(ERR1 check was suppressed)

Blank = Range edit passed

Instrument SAS Name: NETPURX_

Destination Data Set: EOVB

Sponsor Field Type: C

Report Section: 10

Sponsor Edits: FLAG

DNPA_MTX

Field

BVEHICLE.BROW.DNPA_MTX

Description: Range edit flag for DNPAYMTX

Form Pane Label:

SAS Name: DNPA_MTX

Tag Name:

Inherited Universe:

Universe:

Universe Description:

Question Text:

Type: String

Length: 2

- Don't Know
- Refuse
- Empty

- On Input
- On Output

Array:

Special Instructions: NOTE: See ERR1_DNPAYMTX for how to set this field.

Valid Values: A1 = Range edit failed
(ERR1 check was suppressed)

Blank = Range edit passed

Instrument SAS Name: DNPA_MTX

Destination Data Set: EOVB

Sponsor Field Type: C

Report Section: 10

Sponsor Edits: FLAG

Field

OVB_STAT
BVEHICLE.BROW.OVB_STAT

Description: Record status

Form Pane Label:

SAS Name: REC_STAT

Tag Name:

Inherited Universe:

Universe:

Universe Description:

Question Text:

Type: String

Length: 1

Don't Know

Refuse

Empty

On Input

On Output

Array:

Special Instructions: NOTE: See OVBMORE for how to set this field

Valid values: 1 = Active Record

3 = Inactive Record

Instrument SAS Name: OVB_STAT

Destination Data Set: EOVB

Sponsor Field Type: C

Report Section: 10

OVB_ORIG

Field

BVEHICLE.BROW.OVB_ORIG

Description: Record origin

Form Pane Label:

SAS Name: REC_ORIG

Tag Name:

Inherited Universe:

Universe:

Universe Description:

Question Text:

Type: String

Length: 1

Don't Know

Refuse

Empty

On Input

On Output

Array:

Special Instructions: NOTE: See OVBMORE for how to set this field

Valid values: 1 = Data from current month interview

4 = Inventory data - no update

5 = Inventory data - updates

Instrument SAS Name: OVB_ORIG

Destination Data Set: EOVB

Sponsor Field Type: C

Report Section: 10

Field

MATCHID
BVEHICLE.BROW.MATCHID

Description: Vehicle Match ID - Output Only Field

Form Pane Label:

SAS Name:

Tag Name:

Inherited Universe:

Universe:

Universe Description:

Question Text:

Type: Integer

Length: 2

Min: 1

Max: 99

- Don't Know
- Refuse
- Empty

On Input

On Output

Array:

Special Instructions: Valid Values: 1-99

Instrument SAS Name: MATCHID

Destination Data Set: EOVB

Sponsor Field Type: N

Report Section: 10

Kind

Field

BVEHICLE.BROW.Kind

Description: Which screener question was asked

Form Pane Label:

SAS Name:

Tag Name:

Inherited Universe:

Universe:

Universe Description:

Question Text:

Type: Integer

Length: 1

Min: 0

Max: 4

- Don't Know
- Refuse
- Empty

- On Input
- On Output

Array:

Special Instructions: Values: 1 = Coming from Item Screen 1A or 1B

2 = Coming from Item Screen 2

3 = Coming from Item Screen 3

4 = Coming from Item Screen 4

Field

LP10_Flag
LP10_Flag

Description: Section 10 Extended Recall Flag

Form Pane Label:

SAS Name:

Tag Name:

Inherited Universe:

Universe: Section 10 is complete

Universe Description:

Question Text:

Type: Enumerated

Length: 1

Answer List: TYesNo

Value:	Mnemonic:	Description:
1	Yes	Yes
2	No	No

- Don't Know
- Refuse
- Empty

- On Input
- On Output

Store Instructions: FOR I:= 1-7 DO {# of ITEM answer options}
LP10_Flag[I] = 2
ENDDO

FOR I:= 1 TO 25 DO {Max # of rows for the table}
IF BVehicle.Brow[I].OVB_ITEM = 2 or
TBLInv.BINV[I].VEHICYB = '125' THEN LP10_Flag[2] := 1
ENDIF

IF BVehicle.Brow[I].OVB_ITEM = 3 or
TBLInv.BINV[I].VEHICYB = '150' THEN LP10_Flag[3] := 1
ENDIF

```
IF BVehicle.Brow[I].OVB_ITEM = 4 or  
  TBLInv.BINV[I].VEHICYB = '165' THEN LP10_Flag[4] := 1  
ENDIF
```

```
IF BVehicle.Brow[I].OVB_ITEM = 5 or  
  TBLInv.BINV[I].VEHICYB = '180' THEN LP10_Flag[5] := 1  
ENDIF
```

```
IF BVehicle.Brow[I].OVB_ITEM = 7 or  
  TBLInv.BINV[I].VEHICYB = '200' THEN LP10_Flag[7] := 1  
ENDIF  
END DO
```

Array:

Number of Elements: 7

Skip Instructions: Goto S10_END

Instrument SAS Name: LP10_Flag

Report Section: 10

Date Implemented (YYYY-MM-DD): April 2019

Field

S10_End
S10_End

Description: End of Section 10

Form Pane Label:

SAS Name:

Tag Name:

Inherited Universe:

Universe: OVB_ITEM = 99 OR (table is full)

Universe Description:

Question Text:

Type: Classification

Length: 0

Don't Know

Refuse

Empty

On Input

On Output

Store Instructions: IF (Any OVB_ITEM = 99 OR (the table is full) then set section complete flag. (Store "Yes" in Sectcomp (10)).

Array:

Skip Instructions: Goto section 11 - BSect11

Report Section: 10

EOVA_Fields

EOVA_Fields

Block

Description: Documentation for BLS

Tab Name:

Fly Over Name:

Universe Type: If

Inherited Universe:

Universe:

Universe Description:

Array:

Block Instructions: The fields in this block are just for documentation on the control file for BLS. (At BLS's request, all datasets sent to BLS should be documented on the control file.) The processing programs do not use any of the information about the fields in this block.

Field

OVANUM
EOVA_Fields.OVANUM

Description: Vehicle number

Form Pane Label:

SAS Name:

Tag Name:

Inherited Universe:

Universe:

Universe Description:

Question Text:

Type: String

Length: 2

- Don't Know
- Refuse
- Empty

- On Input
- On Output

Array:

Destination Data Set: EOVA

Report Section: 10A

OVACODE

Field

EOVA_Fields.OVACODE

Description: 3 digit vehicle code

Form Pane Label:

SAS Name:

Tag Name:

Inherited Universe:

Universe:

Universe Description:

Question Text:

Type: String

Length: 3

- Don't Know
- Refuse
- Empty

- On Input
- On Output

Array:

Special Instructions: Valid values: 100, 105, 110, 120, 130, 140, 150, 160, 170,
180, 190, 200

Destination Data Set: EOVA

Report Section: 10A

Field

OVAHAVE
EOVA_Fields.OVAHAVE

Description: Still have vehicle?

Form Pane Label:

SAS Name:

Tag Name:

Inherited Universe:

Universe: Vehicle was reported in previous quarter and 8500.OVB_STAT <> 3 for this vehicle.

Universe Description:

Question Text:

Type: String

Length: 1

Don't Know

Refuse

Empty

On Input

On Output

Array:

Special Instructions: Valid Values:

1 = Yes

2 = No

F = Don't know

R = Refused

Destination Data Set: EOVA

Report Section: 10A

REC_STAT
EOVA_Fields.REC_STAT

Field

Description: Record status

Form Pane Label:

SAS Name:

Tag Name:

Inherited Universe:

Universe:

Universe Description:

Question Text:

Type: String

Length: 1

- Don't Know
- Refuse
- Empty

- On Input
- On Output

Array:

Special Instructions: Valid values: 1 = Active Record
3 = Inactive Record

Destination Data Set: EOVA

Report Section: 10A

Field

REC_ORIG
EOVA_Fields.REC_ORIG

Description: Record origin

Form Pane Label:

SAS Name:

Tag Name:

Inherited Universe:

Universe:

Universe Description:

Question Text:

Type: String

Length: 1

- Don't Know
- Refuse
- Empty

- On Input
- On Output

Array:

Special Instructions: Valid values: 1 = Data from current month interview

Destination Data Set: EOVA

Report Section: 10A

BSECT11

BSECT11

Block

Description: Transportation

Tab Name: S11

Fly Over Name: S11 - Transportation

Universe Type: If

Inherited Universe:

Universe: bFront.START <> Transmit {3} AND bFront.START <> Quit {4} AND
bFront.START <> Noninterview {5} AND bFront.REPLACE_HH <> Yes {1} AND
bFront.REPLACE_SPAWN <> Continue {1} AND CE_INTRO = Continue {1}
AND SECTCOMP[10] = Yes {1}

Universe Description: Section 10 must be complete

Array:

Block Instructions: 1. Section labels:

Section 11, Part A - Gas and Electric Charging Away from Home

Section 11, Part B - Vehicle Operating Expenses

Section 11, Part C - Taxis, Rideshare, and Bikeshare

Section 11, Part D - Public Transportation

2. Create new flag variable S10Electric_Flag:

See S10Electric_flag field for instructions.

3. Create new flag variable S10FlexFuel_Flag

See S10FlexFuel_flag field for instructions.

Field

S10FlexFuel_Flag

S10FlexFuel_Flag

Description: Flex Fuel Vehicle Flag. (AuxFuelType_5)

Form Pane Label:

SAS Name:

Tag Name:

Inherited Universe:

Universe:

Universe Description:

Question Text:

Type: Integer

Length: 1

Min: 0

Max: 1

- Don't Know
- Refuse
- Empty

- On Input
- On Output

Store Instructions: 1. Set flag for any Inventory (8500) records
FOR J:= 1 TO 125 DO
IF (Sect10.Inv.Inv[J].FUELTYPE = 5) AND
(Sect10.Inv.Inv[J].VEHgrey <> '1') THEN
Set S10FlexFuel_Flag (AuxFuelType_5)= 1
ENDIF
ENDDO

2. Set flag for newly reported vehicles
FOR J:= 1 TO 100 DO
IF (Sect10.Vehicle.Row[J].FUELTYPE = T05 {5}) AND
(Sect10.Vehicle.Row[J].OVB_ITEM = 1) THEN
Set S10FlexFuel_Flag (AuxVehFuelType_5) = 1
ENDIF
ENDDO

Array:

Special Instructions: Values: 1 = This household owns at least 1 FlexFuel vehicle

Report Section: 11

Field

S10Electric_Flag

S10Electric_Flag

Description: Electric Vehicle Flag. (AuxFuelType_34)

Form Pane Label:

SAS Name:

Tag Name:

Inherited Universe:

Universe:

Universe Description:

Question Text:

Type: Integer

Length: 1

Min: 0

Max: 1

- Don't Know
- Refuse
- Empty

- On Input
- On Output

Store Instructions: 1. Set flag for Inventory Vehicles:

```
FOR J:= 1 TO 125 DO
  IF (Sect10.Inv.Inv[J].FUELTYPE = 3 or 4) AND
    (Sect10.Inv.Inv[J].Vehgrey <> '1') THEN
    set S10Electric_Flag (AuxFuelType_34) = 1
  ENDIF
ENDDO
```

2. Set flag for newly reported vehicles

```
FOR J:= 1 TO 100 DO
  IF (Sect10.Vehicle.Row[J].FUELTYPE = T03 {3} or T04 {4})
    AND (Sect10.Vehicle.Row[J].OVB_ITEM = 1) THEN
    set S10Electric_Flag (AuxVehFuelType_34) = 1
  ENDIF
ENDDO
```

Array:

Special Instructions: Values: 1 = This household owns at least 1 Hybrid electric or electric only vehicle

Report Section: 11

Field

S11A_INTRO
S11A_INTRO

Description: Introduction

Form Pane Label: Introduction

SAS Name:

Tag Name: S11A_INTRO

Inherited Universe:

Universe:

Universe Description: ALL

Question Text: I will now ask about expenses for vehicles. Please think about all vehicle expenses paid by ^YOU_YRCU, regardless of who owns the vehicle.
^S11A_INTRO_FILL Please only report your final out-of-pocket payments.

Fills: YOU_YRCU

Instructions: IF NUMHOUSE = 1 then fill "you"
ELSE fill "your household"

Fills: S11A_INTRO_FILL

Instructions: IF BCEINTRO.BUSCREEN <> No {2} then fill 'Do not include expenses for vehicles used entirely for business.'
ELSE do not fill anything

Type: Enumerated

Length: 1

Answer List: TContinue

Value:	Mnemonic:	Description:
1	Continue	Enter 1 to Continue

- Don't Know
- Refuse
- Empty

- On Input
- On Output

Array:

Skip Instructions: Goto BPartA.VOPGASX

Instrument SAS Name: S11A_INTRO

Destination Data Set: EVOT

Report Section: 11A

Block

BPartA
BPartA

Description: Gas and Electric Charging Away from Home

Tab Name:

Fly Over Name:

Universe Type: If

Inherited Universe:

Universe: S11A_INTRO = Continue {1}

Universe Description: All

Array:

Block Instructions: New block for 2023
(MOVED VOPGASX through CHGPURCH from BSECT11 into this new block)

VOPGASX
BPartA.VOPGASX

Field

Description: How much was the expense for gas and other fuels

Form Pane Label: \$ Gas/fuel monthly exp

SAS Name: VOPGASX

Tag Name: VOPGASX

Inherited Universe:

Universe:

Universe Description: All

Question Text: Since the first of ^REF_MONTH not including this month --

What has been ^YR_YRCUS AVERAGE MONTHLY expense for gasoline and other fuels for all vehicles?

Fills: REF_MONTH

Instructions: Set REF_MONTH = 3 months before the interview.

Calculated by taking the INTPER from record type 10 to come up with the base month to start from.

Fills: YR_YRCUS

Instructions: IF NUMHOUSE = 1 then fill "your"

ELSE fill "your household's"

Type: Integer

Length: 5

Min: 0

Max: 9999

Don't Know

Refuse

Empty

On Input

On Output

Store Instructions: IF VOPGASX is in range, DK, or RF then store EMPTY in VOPGASX_

Array:

Special Instructions: Display \$ and comma in the entry field

Skip Instructions: 0,RF: IF S10Electric_Flag = 1 then goto VOPELEC
ELSE goto S11A_END

1-9999: IF VOPGASX > 1599 then goto ERR1_VOPGASX
ELSE goto VOPDIES

DK: Goto VOPDIES

Instrument SAS Name: VOPGASX

Destination Data Set: EVOT

Sponsor Field Type: N

Report Section: 11A

ERR1_VOPGASX
BPartA.ERR1_VOPGASX

Check

Description: Out of Range Check

Inherited Universe:

Universe: (VOPGASX > 1599) AND VOPGASX = RESPONSE

Universe Description: Average monthly expense for gas is out of range

Text: * THE VALUE ENTERED IS UNUSUALLY HIGH

PLEASE VERIFY AND IF CORRECT, ENTER ITEM LEVEL NOTE

Check Instructions: IF suppressed then set VOPGASX_ = 'A1'

Type: Soft

Skip Instructions: Suppress: Goto VOPDIES

All others, go back to VOPGASX

Field

VOPDIES
BPartA.VOPDIES

Description: Was any of this expense for the purchase of diesel fuel?

Form Pane Label: Diesel?

SAS Name: VOPDIES

Tag Name: VOPDIES

Inherited Universe:

Universe: (VOPGASX >= 1 and VOPGASX <= 9999) OR VOPGSAX = DONTKNOW

Universe Description: Average monthly expense for gas is \$1-\$9,999 or respondent doesn't know the average monthly expense for gas

Question Text: Was any of this expense for diesel fuel?

Type: Enumerated

Length: 1

Answer List: TYesNo

Value:	Mnemonic:	Description:
1	Yes	Yes
2	No	No

- Don't Know
- Refuse
- Empty

- On Input
- On Output

Array:

Skip Instructions: 1: Goto VOPDIESX

```
2,DK,RF: IF S10FlexFuel_Flag = 1 then goto VOPETH
          ELSEIF RT10.POPGRP = 11 or 12 then goto GASSTORE
          ELSEIF S10Electric_Flag = 1 and BCeintro.BUSCREEN = 2 then goto
VOPELEC
          ELSEIF BCeintro.BUSCREEN = 2 then goto S11A_END
          ELSE goto VOPBSNS
```

Instrument SAS Name: VOPDIES

Destination Data Set: EVOT

Sponsor Field Type: C

Report Section: 11A

Field

VOPDIESX
BPartA.VOPDIESX

Description: How much?

Form Pane Label: \$ Diesel

SAS Name: VOPDIESX

Tag Name: VOPDIESX

Inherited Universe:

Universe: VOPDIES = Yes {1}

Universe Description: Yes, some of the gas expense was for diesel fuel

Question Text: How much?

Type: Integer

Length: 5

Min: 1

Max: 9999

Don't Know

Refuse

Empty

On Input

On Output

Store Instructions: IF VOPDIESX is in range, DK, or RF then store EMPTY in VOPD_ESX

Array:

Special Instructions: Display a \$ and comma in the entry field

Skip Instructions: IF VOPDIESX < 5 or VOPDIESX > 1599 then goto ERR1_VOPDIESX
ELSEIF (VOPDIESX > VOPGASX) then goto CK_VOPDIESX
ELSEIF S10FlexFuel_Flag = 1 then goto VOPETH
ELSEIF RT10.POPGRP = 11 or 12 then goto GASSTORE
ELSEIF S10Electric_Flag = 1 and BCeintro.BUSCREEN = 2 then goto VOPELEC
ELSEIF BCeintro.BUSCREEN = 2 then goto S11A_END
ELSE goto VOPBSNS

Instrument SAS Name: VOPDIESX

Destination Data Set: EVOT

Sponsor Field Type: N

Report Section: 11A

Check

ERR1_VOPDIESX
BPartA.ERR1_VOPDIESX

Description: Out of Range Check

Inherited Universe:

Universe: (VOPDIESX < 5 or VOPDIESX > 1599) AND VOPDIESX = RESPONSE

Universe Description: Average monthly expense for diesel is out of range

Text: ♦ THE VALUE ENTERED IS UNUSUALLY HIGH OR LOW

PLEASE VERIFY AND IF CORRECT, ENTER ITEM LEVEL NOTE

Check Instructions: IF suppressed then set VOPD_ESX = 'A1'

Type: Soft

Skip Instructions: Suppress: IF S10FlexFuel_Flag = 1 then goto VOPETH
ELSEIF RT10.POPGRP = 11 or 12 then goto GASSTORE
ELSEIF S10Electric_Flag = 1 and BCeintro.BUSCREEN = 2
then goto VOPELEC
ELSEIF BCeintro.BUSCREEN = 2 then goto S11A_END
ELSE goto VOPBSNS

All others, go back to VOPDIESX

CK_VOPDIESX
BPartA.CK_VOPDIESX

Check

Description: Amount spent on diesel > total gas expense

Inherited Universe:

Universe: (VOPDIESX > VOPGASX) AND VOPDIESX = RESPONSE AND VOPGASX = RESPONSE

Universe Description: Amount spent on diesel fuel is greater than the total gas expense

Text: ♦ Amount spent on diesel fuel exceeds total amount spent on gasoline and other fuels.

Please verify

Check Instructions: Questions Involved should list VOPDIESX and VOPGASX, with VOPDIESX listed first.

Type: Hard

Skip Instructions: Go back to VOPDIESX

Field

VOPETH
BPartA.VOPETH

Description: Was any of this expense for the purchase of E85?

Form Pane Label: E85?

SAS Name: VOPETH

Tag Name: VOPETH

Inherited Universe:

Universe: ((VOPGASX >= 1 and VOPGASX <= 9999) or (VOPGASX = DONTKNOW)) AND
S10FlexFuel_Flag = 1

Universe Description: The household owns a flexfuel vehicle

Question Text: Was any of this expense for the purchase of E85?

Type: Enumerated

Length: 1

Answer List: TYesNo

Value:	Mnemonic:	Description:
1	Yes	Yes
2	No	No

- Don't Know
- Refuse
- Empty

- On Input
- On Output

Array:

Skip Instructions: 1: Goto VOPETHX

2,DK,RF: IF RT10.POPGRP = 11 or 12 then goto GASSTORE
ELSEIF S10Electric_Flag = 1 and BCeintro.BUSCREEN =
2 then goto VOPELEC
ELSEIF BCeintro.BUSCREEN = 2 then goto S11A_END
ELSE goto VOPBSNS

Instrument SAS Name: VOPETH

Destination Data Set: EVOT

Sponsor Field Type: C

Report Section: 11A

Date Implemented (YYYY-MM-DD): April 2017

Field

VOPETHX
BPartA.VOPETHX

Description: How much?

Form Pane Label: \$ E85

SAS Name: VOPETHX

Tag Name: VOPETHX

Inherited Universe:

Universe: VOPETH = Yes {1}

Universe Description: Yes, some of the gas expense was for E85

Question Text: How much?

Type: Integer

Length: 5

Min: 1

Max: 9999

Don't Know

Refuse

Empty

On Input

On Output

Store Instructions: IF VOPETHX is in range, DK, or RF then store EMPTY in VOPETHX_

Array:

Special Instructions: Display a \$ and comma in the entry field

Skip Instructions: 1-9999: IF VOPETHX > 400 then goto ERR1_VOPETHX

ELSEIF VOPDIES = 2 AND VOPETHX > VOPGASX then goto CK_VOPETHX

ELSEIF ((VOPDIESX + VOPETHX) > VOPGASX) then goto CK2_VOPETHX

ELSEIF RT10.POPGRP = 11 or 12 then goto GASSTORE

ELSEIF S10Electric_Flag = 1 and BCeintro.BUSCREEN = 2 then goto
VOPELEC

ELSEIF BCeintro.BUSCREEN = 2 then goto S11A_END

ELSE goto VOPBSNS

DK,RF: IF RT10.POPGRP = 11 or 12 then goto GASSTORE

```
                ELSEIF S10Electric_Flag = 1 and BCeintro.BUSCREEN = 2 then goto  
VOPELEC  
                ELSEIF BCeintro.BUSCREEN = 2 then goto S11A_END  
                ELSE goto VOPBSNS
```

Instrument SAS Name: VOPETHX

Destination Data Set: EVOT

Sponsor Field Type: N

Report Section: 11A

Date Implemented (YYYY-MM-DD): April 2017

Check

ERR1_VOPETHX
BPartA.ERR1_VOPETHX

Description: Out of Range Check

Inherited Universe:

Universe: VOPETHX > 400 AND VOPETHX = RESPONSE

Universe Description: Average monthly expense for E85 is out of range

Text: * THE VALUE ENTERED IS UNUSUALLY HIGH OR LOW

PLEASE VERIFY AND IF CORRECT, ENTER ITEM LEVEL NOTE

Check Instructions: IF suppressed then set VOPETHX_ = 'A1'

Type: Soft

Skip Instructions: Suppress: IF RT10.POPGRP = 11 or 12 then goto GASSTORE
ELSEIF S10Electric_Flag = 1 and BCeintro.BUSCREEN
= 2 then goto VOPELEC
ELSEIF BCeintro.BUSCREEN = 2 then goto S11A_END
ELSE goto VOPBSNS

All others, go back to VOPETHX

CK_VOPETHX
BPartA.CK_VOPETHX

Check

Description: E85 ethanol amount is greater than total fuel amount

Inherited Universe:

Universe: (VOPDIES = No {2}) AND VOPETHX > VOPGASX AND
VOPETHX = RESPONSE AND VOPGASX = RESPONSE

Universe Description: E85 ethanol amount is greater than total fuel amount

Text: * E85 charges cannot exceed total fuel charges.

Check Instructions: Questions Involved should list VOPETHX and VOPGASX, with VOPETHX listed first.

Type: Hard

Skip Instructions: Go back to VOPETHX

Check

CK2_VOPETHX
BPartA.CK2_VOPETHX

Description: Diesel amount plus E85 ethanol amount is greater than total fuel amount

Inherited Universe:

Universe: $((VOPDIESX + VOPETHX) > VOPGASX)$ AND $VOPDIESX = RESPONSE$ AND $VOPETHX = RESPONSE$ AND $VOPGASX = RESPONSE$

Universe Description: Diesel amount plus E85 ethanol amount is greater than total fuel amount

Text: ♦ Diesel + E85 cannot exceed total fuel charges.

Check Instructions: Questions Involved should list VOPETHX, VOPDIESX and VOPGASX, with VOPETHX listed first.

Type: Hard

Skip Instructions: Go back to VOPETHX

GASSTORE

BPartA.GASSTORE

Field

Description: Where Purchased

Form Pane Label: Store

SAS Name: GASSTORE

Tag Name: GASSTORE

Inherited Universe:

Universe: ((VOPGASX >= 1 and VOPGASX <= 9999) or VOPGASX = DONTKNOW) AND
(VAL(Rt10.POPGRP) = 11 or VAL(Rt10.POPGRP) = 12)

Universe Description:

Question Text: At what station or store did ^YOU_ANYMEM last purchase ^gasdieselore85

✦ [Enter store or station name](#)

Fills: YOU_ANYMEM

Instructions: IF NUMHOUSE = 1 then fill "you"
ELSE fill "you or any members of your household"

Fills: gasdieselore85

Instructions: IF VOPETH = 1 AND VOPDIES = 1 then fill "gas, diesel, or E85?"
ELSEIF VOPETH <> 1 AND VOPDIES = 1 then fill "gas or diesel?"
ELSEIF VOPETH = 1 AND VOPDIES <> 1 then fill "gas or E85?"
ELSE fill "gas?"

Type: String

Length: 45

Don't Know
 Refuse
 Empty

On Input
 On Output

Array:

Skip Instructions: ENTRY: Goto GASLOC

DK, RF: IF S10Electric_Flag = 1 and BCeintro.BUSCREEN = 2
then goto VOPELEC

ELSEIF BCeintro.BUSCREEN = 2 then goto S11A_END
ELSE goto VOPBSNS

Instrument SAS Name: GASSTORE

Destination Data Set: EVOT

Sponsor Field Type: C

Report Section: 11A

Date Implemented (YYYY-MM-DD): April 2017

GASLOC
BPartA.GASLOC

Field

Description: Gas purchase location - City

Form Pane Label: Location - City

SAS Name: GASLOC

Tag Name: GASLOC

Inherited Universe:

Universe: GASSTORE = RESPONSE

Universe Description: GASSTORE has an entry other than DK or RF

Question Text: In what city is ^GASSTORE_fill located?

Fills: GASSTORE_fill

Instructions: Fill entry in GASSTORE

Type: String

Length: 45

- Don't Know
- Refuse
- Empty

- On Input
- On Output

Array:

Skip Instructions: Goto GASLOCST

Instrument SAS Name: GASLOC

Destination Data Set: EVOT

Sponsor Field Type: C

Report Section: 11A

Date Implemented (YYYY-MM-DD): April 2017

Field

GASLOCST
BPartA.GASLOCST

Description: Gas purchase location - State

Form Pane Label: State

SAS Name: GASLOCST

Tag Name: GASLOCST

Inherited Universe:

Universe: GASSTORE = RESPONSE

Universe Description: GASSTORE has an entry other than DK or RF

Help Screen: H_DESTCODE

Question Text: ? [F1]

In what state is ^GASSTORE_fill located?

✦ [Enter the two character state abbreviation](#)

Fills: GASSTORE_fill

Instructions: Fill entry in GASSTORE

Type: String

Length: 2

Don't Know
 Refuse
 Empty

On Input
 On Output

Array:

Special Instructions: Use answer type TState - STRING[2], display width 4

Skip Instructions: IF entry is not a valid state abbreviation and entry <> 'XX' then
goto CK_GASLOCST

ELSEIF S10Electric_Flag = 1 and BCeintro.BUSCREEN = 2 then goto VOPELEC

ELSEIF BCeintro.BUSCREEN = 2 then goto S11A_END

ELSE goto VOPBSNS

Instrument SAS Name: GASLOCST

Destination Data Set: EVOT

Sponsor Field Type: C

Report Section: 11A

Date Implemented (YYYY-MM-DD): April 2017

Check

CK_GASLOCST
BPartA.CK_GASLOCST

Description: Not a valid state abbreviation

Inherited Universe:

Universe: (GASLOCST is not a valid state abbreviation) AND GASLOCST <> 'XX' AND
GASLOCST = RESPONSE

Universe Description: State abbreviation entered is not valid

Text: * [Not a valid state abbreviation](#)

Check Instructions:

Type: Hard

Skip Instructions: Go back to GASLOCST

VOPBSNS
BPartA.VOPBSNS

Field

Description: Was any of the average monthly cost counted as a business expense?

Form Pane Label: Business expense?

SAS Name: VOPBSNS

Tag Name: VOPBSNS

Inherited Universe:

Universe: bCeintro.BUSCREEN <> No {2} AND
((VOPGASX >= 1 and VOPGASX <= 9999) or VOPGASX = DONTKNOW)

Universe Description:

Question Text: Was any of the AVERAGE MONTHLY cost counted as a business expense?

Type: Enumerated

Length: 1

Answer List: TYesNo

Value:	Mnemonic:	Description:
1	Yes	Yes
2	No	No

- Don't Know
- Refuse
- Empty

- On Input
- On Output

Array:

Skip Instructions: 1: Goto VOPBSPER

2,DK,RF: IF S10Electric_Flag = 1 then goto VOPELEC
ELSE goto S11A_END

Instrument SAS Name: VOPBSNS

Destination Data Set: EVOT

Sponsor Field Type: C

Report Section: 11A

VOPBSPER
BPartA.VOPBSPER

Field

Description: percentage of gas amount as a business expense

Form Pane Label: Business %

SAS Name: VOPBSPER

Tag Name: VOPBSPER

Inherited Universe:

Universe: VOPBSNS = Yes {1}

Universe Description: Yes, some of the AVERAGE MONTHLY cost counted as a business expense

Question Text: What percentage of the AVERAGE MONTHLY COST was counted as a business expense?

Type: Integer

Length: 3

Min: 1

Max: 100

Don't Know

Refuse

Empty

On Input

On Output

Array:

Skip Instructions: 1-99,DK,RF: IF S10Electric_Flag = 1 then goto VOPELEC
ELSE goto S11A_END

100: Goto ERR2_VOPBSPER

Instrument SAS Name: VOPBSPER

Destination Data Set: EVOT

Sponsor Field Type: N

Report Section: 11A

Date Implemented (YYYY-MM-DD): April 2007

ERR2_VOPBSPER
BPartA.ERR2_VOPBSPER

Check

Description: 100% business expense

Inherited Universe:

Universe: VOPBSPER = 100

Universe Description: 100 percent of gas expense was counted toward business

Text: * 100% WAS ENTERED

PLEASE VERIFY

Check Instructions:

Type: Soft

Skip Instructions: Suppressed: IF S10Electric_Flag = 1 then goto VOPELEC
ELSE goto S11A_END

All others, go back to VOPBSPER

Field

VOPELEC
BPartA.VOPELEC

Description: Was any of this expense for the charging?

Form Pane Label: Charging?

SAS Name: VOPELEC

Tag Name: VOPELEC

Inherited Universe:

Universe: S10Electric_Flag = 1

Universe Description: Household owns an hybrid/electric vehicle

Question Text: Since the first of ^REF_MONTH not including this month --

Have ^YOU_ANYMEM paid for electric vehicle charging away from home?

Fills: REF_MONTH

Instructions: Set REF_MONTH = 3 months before the interview.

Calculated by taking the INTPER from record type 10 to come up with the base month to start from.

Fills: YOU_ANYMEM

Instructions: IF NUMHOUSE = 1 then fill "you"

ELSE fill "you or any members of your household"

Type: Enumerated

Length: 1

Answer List: TYesNo

Value:	Mnemonic:	Description:
1	Yes	Yes
2	No	No

- Don't Know
- Refuse
- Empty

- On Input
- On Output

Array:

Special Instructions: IF VOPGASX = 1-9999 or DK then bold black the first
line "Since the first of ^REF_MONTH not including this
month --"
ELSE gray out the line..

Skip Instructions: 1: Goto VOPELECX

2,DK,RF: Goto S11A_END

Instrument SAS Name: VOPELEC

Destination Data Set: EVOT

Sponsor Field Type: C

Report Section: 11A

Date Implemented (YYYY-MM-DD): April 2017

Field

VOPELECX
BPartA.VOPELECX

Description: How much?

Form Pane Label: \$ Charging

SAS Name: VOPELECX

Tag Name: VOPELECX

Inherited Universe:

Universe: VOPELEC = Yes {1}

Universe Description: Yes, there was expense for charging away from home

Question Text: How much?

Type: Integer

Length: 5

Min: 1

Max: 9999

Don't Know

Refuse

Empty

On Input

On Output

Store Instructions: IF VOPELECX is in range, DK, or RF then store EMPTY in VOPE_ECX

Array:

Special Instructions: Display a \$ and comma in the entry field

Skip Instructions: 1-9999: IF VOPELECX > 400 then goto ERR1_VOPELECX
ELSEIF (RT10.POPGRP = 11 or 12) and BCeintro.BUSCREEN = 2 then goto
CHGPLACE
ELSEIF BCeintro.BUSCREEN = 2 then goto S11A_END
ELSE goto VOPELBS

DK,RF: IF (RT10.POPGRP = 11 or 12) and BCeintro.BUSCREEN = 2 then goto
CHGPLACE
ELSEIF BCeintro.BUSCREEN = 2 then goto S11A_END
ELSE goto VOPELBS

Instrument SAS Name: VOPELECX

Destination Data Set: EVOT

Sponsor Field Type: N

Report Section: 11A

Date Implemented (YYYY-MM-DD): April 2017

Check

ERR1_VOPELECX
BPartA.ERR1_VOPELECX

Description: Out of Range Check

Inherited Universe:

Universe: (VOPELECX > 400) AND VOPELECX RESPONSE

Universe Description: Average monthly expense for charging is out of range

Text: * THE VALUE ENTERED IS UNUSUALLY HIGH OR LOW

PLEASE VERIFY AND IF CORRECT, ENTER ITEM LEVEL NOTE

Check Instructions: IF suppressed then set VOPE_ECX = 'A1'

Type: Soft

Skip Instructions: Suppress: IF (RT10.POPGRP = 11 or 12) and BCeintro.BUSCREEN = 2 then goto CHGPLACE

ELSEIF BCeintro.BUSCREEN = 2 then goto S11A_END

ELSE goto VOPELBS

All others, go back to VOPELECX

VOPELBS

BPartA.VOPELBS

Field

Description: Was any of the amount counted as a business expense?

Form Pane Label: Business expense?

SAS Name: VOPELBS

Tag Name: VOPELBS

Inherited Universe:

Universe: bCeintro.BUSCREEN <> No {2} AND VOPELEC = Yes {1}

Universe Description:

Question Text: Was any of this amount counted as a business expense?

Type: Enumerated

Length: 1

Answer List: TYesNo

Value:	Mnemonic:	Description:
1	Yes	Yes
2	No	No

- Don't Know
- Refuse
- Empty

- On Input
- On Output

Array:

Skip Instructions: 1: Goto VOPELBPR

2,DK,RF: IF RT10.POPGRP = 11 or 12 then goto CHGPLACE
ELSE goto S11A_END

Instrument SAS Name: VOPELBS

Destination Data Set: EVOT

Sponsor Field Type: C

Report Section: 11A

VOPELBPR

BPartA.VOPELBPR

Field

Description: percentage of charging amount as a business expense

Form Pane Label: Business %

SAS Name: VOPELBPR

Tag Name: VOPELBPR

Inherited Universe:

Universe: VOPELBS = Yes {1}

Universe Description: Yes, some of the amount counted as a business expense

Question Text: What percentage of ^VOPELECX_Fill was counted as a business expense?

Fills: VOPELECX_Fill

Instructions: IF VOPELECX = NONRESPONSE then fill "the amount"
ELSE fill entry in VOPELECX. (inserting commas as appropriate)

Type: Integer

Length: 3

Min: 1

Max: 100

- Don't Know
- Refuse
- Empty

- On Input
- On Output

Array:

Skip Instructions: 1-99,DK,RF: IF RT10.POPGRP = 11 or 12 then goto CHGPLACE
ELSE goto S11A_END

100: Goto ERR2_VOPELBPR

Instrument SAS Name: VOPELBPR

Destination Data Set: EVOT

Sponsor Field Type: N

Report Section: 11A

Date Implemented (YYYY-MM-DD): April 2007

ERR2_VOPELBPR
BPartA.ERR2_VOPELBPR

Check

Description: 100% business expense

Inherited Universe:

Universe: VOPELBPR = 100

Universe Description: 100 percent of charging expense was counted toward business

Text: * 100% WAS ENTERED

PLEASE VERIFY

Check Instructions:

Type: Soft

Skip Instructions: Suppressed: IF RT10.POPGRP = 11 or 12 then goto CHGPLACE
ELSE goto S11A_END

All others, go back to VOPELBPR

Field

CHGPLACE
BPartA.CHGPLACE

Description: Electric vehicle charging location

Form Pane Label: Charging Location

SAS Name: CHGPLACE

Tag Name: CHGPLACE

Inherited Universe:

Universe: VOPELEC = Yes {1} and (VAL(Rt10.POPGRP) = 11 or VAL(Rt10.POPGRP) = 12)

Universe Description:

Question Text: At what street intersection or location did ^YOU_YRCU charge your electric vehicle?

✦ Enter name of location (such as Anytown Shopping Center) or approximate address

(such as First Street & Main Street).

If there are multiple locations, enter the last/most recent.

Fills: YOU_YRCU

Instructions: IF NUMHOUSE = 1 then fill "you"
ELSE fill "your household"

Type: String

Length: 45

Don't Know

Refuse

Empty

On Input

On Output

Array:

Skip Instructions: ENTRY: Goto CHGLOC

DK,RF: Goto S11A_END

Instrument SAS Name: CHGPLACE

Destination Data Set: EVOT

Sponsor Field Type: C

Report Section: 11A

Date Implemented (YYYY-MM-DD): July 2022

Field

CHGLOC
BPartA.CHGLOC

Description: Charging location - City

Form Pane Label: Location - City

SAS Name: CHGLOC

Tag Name: CHGLOC

Inherited Universe:

Universe: CHGPLACE = RESPONSE

Universe Description:

Question Text: And what is the city?

Type: String

Length: 45

Don't Know

Refuse

Empty

On Input

On Output

Array:

Skip Instructions: Goto CHGLOCST

Instrument SAS Name: CHGLOC

Destination Data Set: EVOT

Sponsor Field Type: C

Report Section: 11A

Date Implemented (YYYY-MM-DD): July 2022

CHGLOCST

BPartA.CHGLOCST

Field

Description: Charing Location - State

Form Pane Label: State

SAS Name: CHGLOCST

Tag Name: CHGLOCST

Inherited Universe:

Universe: CHGPLACE = RESPONSE

Universe Description:

Help Screen: H_DESTCODE

Question Text: ? [F1]

And what is the state?

✦ Enter the two character state abbreviation.

Type: String

Length: 2

Don't Know
 Refuse
 Empty

On Input
 On Output

Array:

Special Instructions: Use answer type TState - STRING[2], display width 4

Skip Instructions: IF entry is not a valid state abbreviation and entry <> 'XX' then goto CK_CHGLOCST

ELSE goto CHGSTORE

Instrument SAS Name: CHGLOCST

Destination Data Set: EVOT

Sponsor Field Type: C

Report Section: 11A

Date Implemented (YYYY-MM-DD): July 2022

CK_CHGLOCST
BPartA.CK_CHGLOCST

Check

Description: State abbreviation entered is not valid

Inherited Universe:

Universe: (CHGLOCST is not a valid state abbreviation) AND CHGLOCST <> 'XX' AND
CHGLOCST = RESPONSE

Universe Description:

Text: * [Not a valid state abbreviation](#)

Check Instructions:

Type: Hard

Skip Instructions: Go back to CHGLOCST

Field

CHGSTORE
BPartA.CHGSTORE

Description: Where purchased

Form Pane Label: Store

SAS Name: CHGSTORE

Tag Name: CHGSTORE

Inherited Universe:

Universe: CHGPLACE = RESPONSE

Universe Description:

Question Text: What is the name of the company that ^YOU_YRCU paid?

✦ Enter store, website, or company name.

If there are multiple stores, websites, or company names, enter the last/most recent.

Fills: YOU_YRCU

Instructions: IF NUMHOUSE = 1 then fill "you"
ELSE fill "your household"

Type: String

Length: 45

Don't Know

Refuse

Empty

On Input

On Output

Array:

Special Instructions: If UPPERCASE ENTRY contains '.COM' then set APBPURCH = 1 and "keep" and "show"

Skip Instructions: IF UPPERCASE ENTRY contains ".COM" then goto S11A_END

ELSEIF ENTRY = DK or RF then goto S11A_END

ELSE goto CHGPURCH

Instrument SAS Name: CHGSTORE

Destination Data Set: EVOT

Sponsor Field Type: C

Report Section: 11A

Date Implemented (YYYY-MM-DD): July 2022

Field

CHGPURCH
BPartA.CHGPURCH

Description: Purchased online or in person

Form Pane Label: Online

SAS Name: CHGPURCH

Tag Name: CHGPURCH

Inherited Universe:

Universe: CHGSTORE = RESPONSE AND (UPPERCASE (CHGSTORE) does not contain '.COM')

Universe Description:

Question Text: Was this paid for -

Type: Enumerated

Length: 1

Answer List: TOnline

Value:	Mnemonic:	Description:
1	Online	Online?
2	InPerson	In person?
3	MailTel	By mail or telephone order?
4	Other	Other

Don't Know

Refuse

Empty

On Input

On Output

Array:

Special Instructions: Answer list descriptions for options 1-3 should be bold black

Skip Instructions: Goto S11A_END

Instrument SAS Name: CHGPURCH

Destination Data Set: EVOT

Sponsor Field Type: C

Report Section: 11A

Date Implemented (YYYY-MM-DD): July 2022

Field

S11A_END
BPartA.S11A_END

Description: End of Part A - Set section part complete flag

Form Pane Label:

SAS Name:

Tag Name:

Inherited Universe:

Universe:

Universe Description:

Question Text:

Type: Classification

Length: 0

- Don't Know
- Refuse
- Empty

- On Input
- On Output

Store Instructions: IF S10Electric_Flag = 1 THEN:

```
IF VOPELEC = No {2} or VOPELEC = NONRESPONSE then set S11A_END = 1
ELSEIF POPGRP = 11 or 12 THEN: {Vopelec = 1}
  IF CHGPLACE = NONRESPONSE then set S11A_END = 1
  ELSEIF CHGSTORE = RESPONSE that contains .com or CHGSTORE =
NONRESPONSE then set S11A_END = 1
  ELSEIF CHGPURCH = RESPONSE or CHGPURCH = NONRESPONSE then
set S11A_END = 1
  END
ELSEIF BCeintro.BUSCREEN <> 2 THEN: {Not popgrp 11 or 12}
  IF VOPELBS = No {2} or VOPELBS = NONRESPONSE then set S11A_END =
1
  ELSEIF VOPELBPR = RESPONSE or VOPELBPR = NONRESPONSE then
set S11A_END = 1
  END
ELSE {buscreen = 2 and not popgrp 11 or 12}
  IF VOPELECX = RESPONSE or VOPELECX = NONRESPONSE then set
S11A_END = 1 END
END
```

```
ELSEIF BCeintro.BUSCREEN <> 2 THEN: {S10Electric_Flag <> 1}
  IF VOPBSNS = No {2} or VOPBSNS = NONRESPONSE then set S11A_END =
1
  ELSEIF VOPBSPER = RESPONSE or NONRESPONSE then set S11A_END =
1
END
```

```
ELSEIF POPGRP = 11 or 12 THEN: {S10Electric_Flag <> 1 and buscreen = 2}
  IF GASSTORE = NONRESPONSE then set S11A_END = 1
  ELSEIF GASLOCST = RESPONSE or GASLOCST = NONRESPONSE then set
S11A_END = 1
END
```

```
ELSEIF S10FlexFuel_Flag = 1 THEN: {S10Electric_Flag <> 1 and buscreen = 2 and
popgrp <> 11 or 12}
  IF VOPETH = No {2} or VOPETH = NONRESPONSE then set S11A_END = 1
  ELSEIF VOPETHX = RESPONSE or VOPETHX = NONRESPONSE then set
S11A_END = 1
END
```

```
{ S10Electric_Flag <> 1 and S10FlexFuel_Flag <> 1 and not popgrp 11 or 12 and
buscreen = 2}
ELSEIF VOPGASX = 0 or VOPGASX = REFUSAL then set S11A_END = 1
ELSEIF VOPDIES = No {2} or VOPDIES = NONRESPONSE then set S11A_END = 1

ELSEIF VOPDIESX = RESPONSE or VOPDIESX = NONRESPONSE then set
S11A_END = 1
END
```

Array:

Skip Instructions: Exit BPartA and goto BTableB (Part B)

Report Section: 11A

Field

VOPGASX_
BPartA.VOPGASX_

Description: Range edit flag for VOPGASX

Form Pane Label:

SAS Name: VOPGASX_

Tag Name:

Inherited Universe:

Universe:

Universe Description:

Question Text:

Type: String

Length: 2

- Don't Know
- Refuse
- Empty

- On Input
- On Output

Array:

Special Instructions: NOTE: See ERR1_VOPGASX and VOPGASX for how to set this field

Valid Values: A1 = Range edit failed
(ERR1 check was suppressed)
Blank = Range edit passed

Instrument SAS Name: VOPGASX_

Destination Data Set: EVOT

Sponsor Field Type: C

Report Section: 11A

Sponsor Edits: FLAG

VOPD_ESX
BPartA.VOPD_ESX

Field

Description: Range edit flag for VOPDIESX

Form Pane Label:

SAS Name: VOPD_ESX

Tag Name:

Inherited Universe:

Universe:

Universe Description:

Question Text:

Type: String

Length: 2

- Don't Know
- Refuse
- Empty

- On Input
- On Output

Array:

Special Instructions: NOTE: See ERR1_VOPDIESX and VOPDIESX for how to set this field

Valid Values: A1 = Range edit failed
(ERR1 check was suppressed)

Blank = Range edit passed

Instrument SAS Name: VOPD_ESX

Destination Data Set: EVOT

Sponsor Field Type: C

Report Section: 11A

Sponsor Edits: FLAG

Field

VOPE_ECX
BPartA.VOPE_ECX

Description: Range edit flag for VOPELECX

Form Pane Label:

SAS Name: VOPE_ECX

Tag Name:

Inherited Universe:

Universe:

Universe Description:

Question Text:

Type: String

Length: 2

- Don't Know
- Refuse
- Empty

- On Input
- On Output

Array:

Special Instructions: NOTE: See ERR1_VOPELECX and VOPELECX for how to set this field

Valid Values: A1 = Range edit failed
(ERR1 check was suppressed)
Blank = Range edit passed

Instrument SAS Name: VOPE_ECX

Destination Data Set: EVOT

Sponsor Field Type: C

Report Section: 11A

Date Implemented (YYYY-MM-DD): April 2017

Sponsor Edits: FLAG

VOPETHX_
BPartA.VOPETHX_

Field

Description: Range edit flag for VOPETHX

Form Pane Label:

SAS Name: VOPETHX_

Tag Name:

Inherited Universe:

Universe:

Universe Description:

Question Text:

Type: String

Length: 2

Don't Know

Refuse

Empty

On Input

On Output

Array:

Special Instructions: NOTE: See ERR1_VOPETHX and VOPETHX for how to set this field

Valid Values: A1 = Range edit failed
(ERR1 check was suppressed)

Blank = Range edit passed

Instrument SAS Name: VOPETHX_

Destination Data Set: EVOT

Sponsor Field Type: C

Report Section: 11A

Date Implemented (YYYY-MM-DD): April 2017

Sponsor Edits: FLAG

Field

REC_STAT
BPartA.REC_STAT

Description: Record status

Form Pane Label:

SAS Name: REC_STAT

Tag Name:

Inherited Universe:

Universe:

Universe Description:

Question Text:

Type: String

Length: 1

- Don't Know
- Refuse
- Empty

- On Input
- On Output

Array:

Special Instructions: Created and set in processing

Valid Values: 1 = Active Record

Instrument SAS Name: REC_STAT

Destination Data Set: EVOT

Sponsor Field Type: C

Report Section: 11A

Date Implemented (YYYY-MM-DD): April 2023

REC_ORIG
BPartA.REC_ORIG

Field

Description: Record origin

Form Pane Label:

SAS Name: REC_ORIG

Tag Name:

Inherited Universe:

Universe:

Universe Description:

Question Text:

Type: String

Length: 1

- Don't Know
- Refuse
- Empty

- On Input
- On Output

Array:

Special Instructions: Created and set in processing

Valid Values: 1 = Data from current month interview

Instrument SAS Name: REC_ORIG

Destination Data Set: EVOT

Sponsor Field Type: C

Report Section: 11A

Date Implemented (YYYY-MM-DD): April 2023

Field

S11B_INTRO
S11B_INTRO

Description: Introduction for returning cases

Form Pane Label: Introduction

SAS Name:

Tag Name: S11B_INTRO

Inherited Universe:

Universe: INTNMBR <> 1 AND NEWCU <> 1

Universe Description: This is not a first interview

Question Text: ♦ Vehicle Operating Expenses

Description Month Amount

Type: Enumerated

Length: 1

Answer List: TContinue

Value:	Mnemonic:	Description:
1	Continue	Enter 1 to Continue

- Don't Know
- Refuse
- Empty

- On Input
- On Output

Array:

Skip Instructions: Goto BTABLEB.BROW.ITEM

Instrument SAS Name: S11B_INTRO

Destination Data Set: EVQB

Report Section: 11B

Date Implemented (YYYY-MM-DD): April 2023

Block

BTABLEB
BTABLEB

Description: Vehicle Operating Expenses

Tab Name:

Fly Over Name:

Universe Type: If

Inherited Universe:

Universe:

Universe Description: All

Array:

Block Instructions: 1. Max number of rows: 30

2. This section is a laundry list. Follow the laundry list standards. (See the attachment on the field Laundry_List_Standards.)

3. Pre-chart

o Follow pre-chart standards. (See attachment on the field Prechart_Standards.)

o See the attachment on the variable Input_Setup_Specifications for specific prechart information

BROW
BTABLEB.BROW

Block

Description:

Tab Name:
Fly Over Name:
Universe Type: If

Inherited Universe:

Universe: (VQB_ITEM(previous row) <> 99) AND (ROW # < 30)

Universe Description: All

Array:

Block Instructions:

Field

SoftLowerLimit
BTABLEB.BROW.SoftLowerLimit

Description: Lower ranges for ERR1

Form Pane Label:

SAS Name:

Tag Name:

Inherited Universe:

Universe:

Universe Description:

Question Text:

Type: Integer

Length: 16

Min: 0

Max: 99999999

- Don't Know
- Refuse
- Empty

- On Input
- On Output

Store Instructions: SoftLowerLimit[1] := 5
SoftLowerLimit[2] := 5
SoftLowerLimit[3] := 8
SoftLowerLimit[4] := 1
SoftLowerLimit[5] := 6
SoftLowerLimit[6] := 25
SoftLowerLimit[7] := 1
SoftLowerLimit[8] := 49
SoftLowerLimit[9] := 14
SoftLowerLimit[10] := 5
SoftLowerLimit[11] := 5
SoftLowerLimit[12] := 5
SoftLowerLimit[13] := 0
SoftLowerLimit[14] := 0
SoftLowerLimit[15] := 0
SoftLowerLimit[16] := 5

Array:

Number of Elements: 30

Field

SoftUpperLimit
BTABLEB.BROW.SoftUpperLimit

Description: Upper ranges for ERR1

Form Pane Label:

SAS Name:

Tag Name:

Inherited Universe:

Universe:

Universe Description:

Question Text:

Type: Integer

Length: 16

Min: 0

Max: 99999999

- Don't Know
- Refuse
- Empty

- On Input
- On Output

Store Instructions: SoftUpperLimit[1] := 199
SoftUpperLimit[2] := 120
SoftUpperLimit[3] := 3200
SoftUpperLimit[4] := 999
SoftUpperLimit[5] := 299
SoftUpperLimit[6] := 399
SoftUpperLimit[7] := 399
SoftUpperLimit[8] := 1999
SoftUpperLimit[9] := 4999
SoftUpperLimit[10] := 3000
SoftUpperLimit[11] := 1700
SoftUpperLimit[12] := 1700
SoftUpperLimit[13] := 200
SoftUpperLimit[14] := 390
SoftUpperLimit[15] := 9999
SoftUpperLimit[16] := 200

Array:

Number of Elements: 30

Field

VQB_ITEM
BTABLEB.BROW.VQB_ITEM

Description: Vehicle related expenses

Form Pane Label: Item

SAS Name: VQB_ITEM

Tag Name: VQB_ITEM

Inherited Universe:

Universe:

Universe Description: All

Help Screen: H_VQB

Question Text: SCREEN 1 -----

 28 ? [F1]

Since the first of ^REF_MONTH, have ^YOU_ANYMEM paid for any -

- Read each item on list
- Do not include any amounts that have been or will be reimbursed

SCREEN 2 -----

 29 ? [F1]

Have ^YOU_ANYMEM paid for any --

- Read each item on list
- Do not include any amounts that have been or will be reimbursed

Fills: REF_MONTH

Instructions: Set REF_MONTH = 3 months before the interview.

Calculated by taking the INTPER from record type 10 to come up with the base month to start from.

Fills: YOU_ANYMEM

Instructions: IF NUMHOUSE = 1 then fill "you"

ELSE fill "you or any members of your household"

Type: Enumerated

Length: 3

Answer List: TSec11bltems

Value:	Mnemonic:	Description:
1	Drvr_lic	Driver's licenses?
2	Veh_Inspe	State or local vehicle inspection, including emissions tests?
3	Veh_Reg	Vehicle registration, or personal property taxes?
4	Auto_Repair	Auto repair service policies, such as extended warranties, not already reported?
5	Auto_Club	Automobile service clubs, such as AAA or services such as OnStar or LoJack?
6	Veh_tow	Towing charges?
7	Veh_Clean	Vehicle cleaning services including detailing or car washes?
8	Veh_Tire	Tire purchases or mounting?
9	Veh_part	Vehicle maintenance, parts, or services, including oil changes and other filter and fluid replacements?
10	Veh_damage	Vehicle accident or damage repair, including any service by an auto mechanic?
11	Veh_Custom	Vehicle customization, including performance or exterior modifications?
12	Veh_Accessory	Vehicle accessories, such as for recreation or safety?
13	Toll	Tolls or electronic toll passes?
14	Park_Fee	Parking, such as parking garages, parking lot fees, or parking meters? Do not include expenses that are part of your property ownership or rental costs.
15	Dock_Fee	Docking or landing fees for boats and planes?
16	Oth_Fuel	Propane, kerosene, and other liquid fuels for recreational vehicles, including vans, campers, and boats?
95	NoMore95	Continue List
99	NoMore99	None/No more entries
888	Delete line	Delete line

- Don't Know
- Refuse
- Empty

- On Input
- On Output

Store Instructions: Set Item2Shadow = VQB_ITEM

Array:

Special Instructions: 1. Answer list options should be in bold black except 95, 99 and 888, they should be in regular black.
(Once an answer list option is selected and the "Any more" question is answered, the answer list description color should be changed to regular blue.)

2. IF VQB_ITEM = 888 then "SHOW" the fields in the row

3. For screen 1, display Answer list options 1-9, 95, 888
For screen 2, display Answer list options 10-16, 99, 888

Skip Instructions: 1-16: IF VQB_ITEM <> Item2Shadow then goto CK_VQB_ITEM
ELSE goto VQBDESC

95: Goto VQB_ITEM for the next row

99: Exit table and goto S11B_END

888: IF row number = 30 then exit table and goto S11B_END
ELSE goto VQB_ITEM for the next row

Instrument SAS Name: VQB_ITEM

Destination Data Set: EVQB

Sponsor Field Type: N

Report Section: 11B

Date Implemented (YYYY-MM-DD): April 2023

CK_ITEM

Check

BTABLEB.BROW.CK_ITEM

Description: After a row is completed, the user has backed up and changed the item number to another valid item number

Inherited Universe:

Universe: VQB_ITEM was changed to another valid item number

Universe Description: After a row is completed, the user has backed up and changed the item number to another valid item number

Text: ♦ [Press "S" to change this item code and enter new data](#)

[Press ENTER to re-enter the original item code: ^OldItem](#)

Check Instructions: IF SUPPRESSED then set all fields in this row to EMPTY:
PreFill, VQBDESC, VQBLABOR, VQBMO, VQBEXPX, VQB_C, VQB_CMB,
VQBNAME, VQBSTORE, VQBPURCH,
VQBLOC, VQBLOCST, PRKSTORE, VQBMORE

Type: Soft

Skip Instructions: Suppressed: Goto VQBDESC

All others, go back to VQB_ITEM

Fills: OldItem

Instructions: Fill entry in Item2Shadow

Field

VQBDESC
BTABLEB.BROW.VQBDESC

Description: Description of vehicle item or service

Form Pane Label: Item/Service

SAS Name: VQBDESC

Tag Name: VQBDESC

Inherited Universe:

Universe: NOT (VQB_ITEM IN [NoMore95, NoMore99, DeleteLine]) AND VQB_ITEM <> EMPTY

Universe Description: All except ITEM = 95, 99 or 888

Question Text: * Describe the item or service.

Description Month Amount

Type: String

Length: 30

- Don't Know
- Refuse
- Empty

- On Input
- On Output

Store Instructions: Pre-Fill VQBDESC:

IF VQBDESC = EMPTY then set as follows:

IF VQB_ITEM = 1 then set VQBDESC = 'driver's license'

IF VQB_ITEM = 2 then set VQBDESC = 'inspection/emissions'

IF VQB_ITEM = 3 then set VQBDESC = 'registration/taxes'

IF VQB_ITEM = 4 then set VQBDESC = 'auto repair service policies'

IF VQB_ITEM = 5 then set VQBDESC = 'auto service club'

IF VQB_ITEM = 6 then set VQBDESC = 'towing'

IF VQB_ITEM = 7 then set VQBDESC = 'vehicle cleaning services'

IF VQB_ITEM = 8 then set VQBDESC = 'tire purchases or mounting'

IF VQB_ITEM = 9 then set VQBDESC = 'maintenance/parts/services'

IF VQB_ITEM = 10 then set VQBDESC = 'accident/damage repair'

IF VQB_ITEM = 11 then set VQBDESC = 'vehicle customization'

IF VQB_ITEM = 12 then set VQBDESC = 'vehicle accessories'

IF VQB_ITEM = 13 then set VQBDESC = 'tolls'

IF VQB_ITEM = 14 then set VQBDESC = 'parking'
IF VQB_ITEM = 15 then set VQBDESC = 'docking/landing fees'
IF VQB_ITEM = 16 then set VQBDESC = 'propane/kerosene/other fuels'

Array:

Skip Instructions: IF VQB_ITEM = 9-12 then goto VQBLABOR
ELSE goto VQBMO

Instrument SAS Name: VQBDESC

Destination Data Set: EVQB

Sponsor Field Type: C

Report Section: 11B

Date Implemented (YYYY-MM-DD): April 2023

Field

VQBLABOR
BTABLEB.BROW.VQBLABOR

Description: Did this expense include labor?

Form Pane Label: Labor

SAS Name: VQBLABOR

Tag Name: VQBLABOR

Inherited Universe:

Universe: (VQB_ITEM >= 9 and VQB_ITEM <= 12)

Universe Description: Vehicle cleaning services, maintenance, parts, or services, accident or damage repair, customization, or accessories

Help Screen: H_VQBLABOR

Question Text: ? [F1]

Did this expense include labor?

Description Month Amount

Type: Enumerated

Length: 1

Answer List: TYesNo

Value:	Mnemonic:	Description:
1	Yes	Yes
2	No	No

- Don't Know
- Refuse
- Empty

- On Input
- On Output

Array:

Skip Instructions: Goto VQBMO

Instrument SAS Name: VQBLABOR

Destination Data Set: EVQB

Sponsor Field Type: C

Report Section: 11B

Date Implemented (YYYY-MM-DD): April 2023

Field

VQBMO
BTABLEB.BROW.VQBMO

Description: In what month did you have this expense?

Form Pane Label: Month

SAS Name: VQBMO

Tag Name: VQBMO

Inherited Universe:

Universe: NOT (VQB_ITEM IN [NoMore95, NoMore99, DeleteLine]) AND VQB_ITEM <> EMPTY

Universe Description: All except ITEM = 95, 99 or 888

Question Text: In what month or months did ^YOU_ANYMEM pay for ^VQBDESC_Fill?

• Enter 13 for same amount each month of the reference period.

Description Month Amount

Fills: VQBDESC_Fill

Instructions: Fill entry in VQBDESC

Fills: YOU_ANYMEM

Instructions: IF NUMHOUSE = 1 then fill "you"
ELSE fill "you or any members of your household"

Type: Enumerated

Length: 2

Answer List: TMONTH_13

Value:	Mnemonic:	Description:
1	Jan	January
2	Feb	February
3	Mar	March
4	Apr	April
5	May	May
6	Jun	June
7	Jul	July

8	Aug	August
9	Sep	September
10	Oct	October
11	Nov	November
12	Dec	December
13	Cont	Same amount each month

- Don't Know
- Refuse
- Empty

- On Input
- On Output

Array:

Special Instructions: Only display answer options for the 4 months that are the reference month through the current month. (ref_monthnum, two_monthnum, last_monthnum, and cur_monthnum)

Note: Blaise does not allow non-displayed options to be selected

Skip Instructions: Goto VQBEXPX

Instrument SAS Name: VQBMO

Destination Data Set: EVQB

Sponsor Field Type: C

Report Section: 11B

Date Implemented (YYYY-MM-DD): April 2023

Field

VQBEXPX
BTABLEB.BROW.VQBEXPX

Description: What was the total amount of the expense?

Form Pane Label: Amount

SAS Name: VQBEXPX

Tag Name: VQBEXPX

Inherited Universe:

Universe: NOT (VQB_ITEM IN [NoMore95, NoMore99, DeleteLine]) AND VQB_ITEM <> EMPTY

Universe Description: All except ITEM = 95, 99 or 888

Question Text: How much did ^YOU_ANYMEM pay ^In_VQBMO_Fill? Please include any sales tax with the expense.

- Do not include any amounts that have been or will be reimbursed

Description Month Amount

Fills: YOU_ANYMEM

Instructions: IF NUMHOUSE = 1 then fill "you"
ELSE fill "you or any members of your household"

Fills: In_VQBMO_Fill

Instructions: IF VQBMO >= 1 and VQBMO <= 12 then fill "in ^VQBMO"
ELSEIF VQBMO = 13 then fill "in each month"
ELSE do not fill anything

Fills: VQBMO

Instructions: IF VQBMO = 1 then fill 'January'
ELSEIF VQBMO = 2 then fill 'February'
ELSEIF VQBMO = 3 then fill 'March'
ELSEIF VQBMO = 4 then fill 'April'
ELSEIF VQBMO = 5 then fill 'May'
ELSEIF VQBMO = 6 then fill 'June'
ELSEIF VQBMO = 7 then fill 'July'
ELSEIF VQBMO = 8 then fill 'August'
ELSEIF VQBMO = 9 then fill 'September'
ELSEIF VQBMO = 10 then fill 'October'
ELSEIF VQBMO = 11 then fill 'November'

ELSEIF VQBMO = 12 then fill 'December'

Type: Integer
Length: 6

Min: 1
Max: 99999

Don't Know
 Refuse
 Empty

On Input
 On Output

Store Instructions: IF VQBEXPX is in range, DK, or RF then set VQBEXPX_ = EMPTY

Array:

Special Instructions: Display \$ and comma in the entry field

Skip Instructions: 1-99999: IF VQBEXPX < SoftLowerLimit[VQB_ITEM] OR
VQBEXPX >SoftUpperLimit[VQB_ITEM]
then goto ERR1_ VQBEXPX

ELSEIF VQBMO <> 13 AND (VQB_ITEM and VQBEXPX for this
record are equal to any records data on the
prechart/input) AND (that prechart records VQBMO <> 13)
then goto ERR_DUP

ELSE goto VQB_C

DK,RF: Goto VQB_C

Instrument SAS Name: VQBEXPX

Destination Data Set: EVQB

Sponsor Field Type: N

Report Section: 11B

Date Implemented (YYYY-MM-DD): April 2023

Check

ERR1_VQBEXPX
BTABLEB.BROW.ERR1_VQBEXPX

Description: Out of Range Check

Inherited Universe:

Universe: (VQBEXPX < SoftLowerLimit[VQB_ITEM] or VQBEXPX > SoftUpperLimit[VQB_ITEM]) AND VQBEXPX = RESPONSE

Universe Description:

Text: * THE VALUE ENTERED IS UNUSUALLY HIGH OR LOW

PLEASE VERIFY AND IF CORRECT, ENTER ITEM LEVEL NOTE

Check Instructions: IF suppressed then set VQBEXPX_ = 'A1'

Type: Soft

Skip Instructions: Suppress: Goto VQB_C

All others, go back to VQBEXPX

VQB_C

Field

BTABLEB.BROW.VQB_C

Description: Combined expense?

Form Pane Label: C

SAS Name: VQB_C

Tag Name: VQB_C

Inherited Universe:

Universe: NOT (VQB_Item IN [NoMore95, NoMore99, DeleteLine]) AND VQB_Item <> EMPTY

Universe Description: All except ITEM = 95, 99 or 888

Question Text: [✦ Enter 'C' for combined expense](#)

Type: String

Length: 1

- Don't Know
- Refuse
- Empty

- On Input
- On Output

Array:

Skip Instructions: C: Goto VQB_CMB

```
EMPTY: IF VQB_TEM = 14 and (POPGRP = 13 or 14) then goto VQBNAME
      ELSEIF [VQB_ITEM = 5 or 13 and (POPGRP = 13 or 14)] or
            [VQB_ITEM = 6, 9 or 10 and (POPGRP = 15 or 16)] or
            [VQB_ITEM = 8, 11 or 12 and (POPGRP = 09 or 10)] or
            [VQB_ITEM = 10 and (POPGRP = 17)] or
            [VQB_ITEM = 8, 9, 11 or 12 and (POPGRP = 18)] or
            [VQB_ITEM = 5 and (POPGRP = 19)]
      then goto VQBSTORE
      ELSE goto VQBMORE
```

IF anything other than a 'C' or blank is entered then goto CK_C

Instrument SAS Name: VQB_C

Destination Data Set: EVQB

Report Section: 11B

Date Implemented (YYYY-MM-DD): April 2023

CK_C
BTABLEB.BROW.CK_C

Check

Description: VQB_C field can only contain a 'C' or EMPTY

Inherited Universe:

Universe: VQB_C <> 'C' and VQB_C <> EMPTY AND VQB_C = RESPONSE

Universe Description: VQB_C is anything other than a 'C' or a blank

Text: * [Not a Valid Entry](#)

Check Instructions:

Type: Hard

Skip Instructions: Go back to VQB_C

Field

VQB_CMB
BTABLEB.BROW.VQB_CMB

Description: Combined amount for expenses

Form Pane Label: Combined Codes

SAS Name:

Tag Name: VQB_CMB

Inherited Universe:

Universe: VQB_C = 'C'

Universe Description: This is a combined expense

Help Screen: H_VQB

Question Text: 28-29 ? [F1]

Ask if not apparent.

What was combined with the ^VQBDESC_Fill expense?

• Enter all that apply, separate with commas

Description Month Amount

Fills: VQBDESC_Fill

Instructions: Fill entry in VQBDESC

Type: Set

Max Number of Values: 16

Length: 2

Answer List: TVQB_CMB

Value:	Mnemonic:	Description:
1	Drvr_lic	Driver's licenses
2	Veh_Inspe	State or local vehicle inspection, including emissions tests
3	Veh_Req	Vehicle registration, or personal property taxes
4	Auto_Repair	Auto repair service policies, such as extended warranties, not already reported
5	Auto_Club	Automobile service clubs, such as AAA or services such as OnStar or LoJack
6	Veh_tow	Towing charges
7	Veh_Clean	Vehicle cleaning services including detailing or car washes
8	Veh_Tire	Tire purchases or mounting

9	Veh_part	Vehicle maintenance, parts, or services, including oil changes and other filter and fluid replacements
10	Veh_damage	Vehicle accident or damage repair, including any service by an auto mechanic
11	Veh_Custom	Vehicle customization, including performance or exterior modifications
12	Veh_Accessory	Vehicle accessories, such as for recreation or safety
13	Toll	Tolls or electronic toll passes
14	Park_Fee	Parking, such as parking garages, parking lot fees, or parking meters. Do not include expenses that are part of your property ownership or rental costs.
15	Dock_Fee	Docking or landing fees for boats and planes
16	Oth_Fuel	Propane, kerosene, and other liquid fuels for recreational vehicles, including vans, campers, and boats

- Don't Know
- Refuse
- Empty

- On Input
- On Output

Array:

Skip Instructions: IF VQB_ITEM = 14 and (POPGRP = 13 or 14) then goto VQBNAME

ELSEIF [VQB_ITEM = 5 or 13 and (POPGRP = 13 or 14)] or
[VQB_ITEM = 6, 9, or 10 and (POPGRP = 15 or 16)] or
[VQB_ITEM = 8, 11 or 12 and (POPGRP = 09 or 10)] or
[VQB_ITEM = 10 and (POPGRP = 17)] or
[VQB_ITEM = 8, 9 11 or 12 and (POPGRP = 18)] or
[VQB_ITEM = 5 and (POPGRP = 19)]
then goto VQBSTORE

ELSE goto VQBMORE

Instrument SAS Name: VQB_CMB

Destination Data Set: EVQB

Sponsor Field Type: N

Report Section: 11B

Date Implemented (YYYY-MM-DD): April 2023

Field

VQBNAME
BTABLEB.BROW.VQBNAME

Description: Where Parked

Form Pane Label: Loc

SAS Name: VQBNAME

Tag Name: VQBNAME

Inherited Universe:

Universe: VQB_ITEM = 14 and (VAL(Rt10.POPGRP) = 13 or VAL(Rt10.POPGRP) = 14)

Universe Description:

Question Text: At what street intersection or location was the vehicle parked?

- Enter name of location (such as Anytown Shopping Center) or approximate address
(such as First Street & Main Street)
- If there are multiple locations, enter the last/most recent

Type: String

Length: 45

- Don't Know
- Refuse
- Empty

- On Input
- On Output

Array:

Skip Instructions: Goto VQBLOC

Instrument SAS Name: VQBNAME

Destination Data Set: EVQB

Sponsor Field Type: C

Report Section: 11B

Date Implemented (YYYY-MM-DD): April 2023

VQBSTORE

Field

BTABLEB.BROW.VQBSTORE

Description: Store name

Form Pane Label: Store

SAS Name: VQBSTORE

Tag Name: VQBSTORE

Inherited Universe:

Universe: [(VQB_ITEM = 5 or VQB_ITEM = 13) and (VAL(Rt10.POPGRP) = 13 or VAL(Rt10.POPGRP) = 14)] OR [(VQB_ITEM = 6 or VQB_ITEM = 9 or VQB_ITEM = 10) and (VAL(Rt10.POPGRP) = 15 or VAL(Rt10.POPGRP) = 16)] OR [(VQB_ITEM = 8 or VQB_ITEM = 11 or VQB_ITEM = 12) and (VAL(Rt10.POPGRP) = 9 or VAL(Rt10.POPGRP) = 10)] OR [(VQB_ITEM = 10) and (VAL(Rt10.POPGRP) = 17)] OR [(VQB_ITEM = 8 or VQB_ITEM = 9 or VQB_ITEM = 11 or VQB_ITEM = 12) and (VAL(Rt10.POPGRP) = 18)] OR [(VQB_ITEM = 5 and (VAL(Rt10.POPGRP) = 19)]

Universe Description:

Question Text: ^VQBSTORE_QT_Fill

Fills: VQBSTORE_QT_Fill

Instructions: IF VQB_ITEM = 5 then fill "What is the name of the club or service?"
ELSEIF VQB_ITEM = 6 then fill "What is the name of the towing company?"

✦ Enter store, website, or company name"

ELSEIF VQB_ITEM = 13 then fill "What is the last road, bridge, ferry, or tunnel
^YOU_ANYMEM paid a toll for?"

✦ Enter name or description of road, bridge, ferry, or
tunnel"

ELSE fill "What is the name of the business where you had this expense?"

✦ Enter store, website, or company name"

Fills: YOU_ANYMEM

Instructions: IF NUMHOUSE = 1 then fill "you"
ELSE fill "you or any members of your household"

Type: String

Length: 45

Don't Know
 Refuse
 Empty

On Input
 On Output

Array:

Special Instructions: If VQB_ITEM = 8-12 and UPPERCASE ENTRY contains '.COM' then set VQBPURCH = 1 and "keep" and "show"

Skip Instructions: ENTRY: If VQB_ITEM = 5 then goto VQBMORE
ELSEIF VQB_ITEM = 6 or 13 then goto VQBLOC
ELSEIF UPPERCASE ENTRY contains '.COM' then goto VQBMORE
ELSE goto VQBPURCH

DK,RF: Goto VQBMORE

Instrument SAS Name: VQBSTORE

Destination Data Set: EVQB

Sponsor Field Type: C

Report Section: 11B

Date Implemented (YYYY-MM-DD): April 2023

VQBPURCH

Field

BTABLEB.BROW.VQBPURCH

Description: Purchased online or in person

Form Pane Label: Online

SAS Name: VQBPURCH

Tag Name: VQBPURCH

Inherited Universe:

Universe: (VQB_ITEM >= 8 and VQB_ITEM <= 12) AND (UPPERCASE(VQBSTORE) does NOT contain '.COM') AND VQBSTORE = RESPONSE

Universe Description:

Question Text: Was this paid for -

Type: Enumerated

Length: 1

Answer List: TOnline

Value:	Mnemonic:	Description:
1	Online	Online?
2	InPerson	In person?
3	MailTel	By mail or telephone order?
4	Other	Other

- Don't Know
- Refuse
- Empty

- On Input
- On Output

Array:

Special Instructions: Answer list options 1-3 should be bold black

Skip Instructions: 1,3,4,DK,RF: Goto VQBMORE

2: Goto VQBLOC

Instrument SAS Name: VQBPURCH

Destination Data Set: EVQB

Sponsor Field Type: C

Report Section: 11B

Date Implemented (YYYY-MM-DD): April 2023

VQBLOC

Field

BTABLEB.BROW.VQBLOC

Description: Purchase location - City

Form Pane Label: Location - City

SAS Name: VQBLOC

Tag Name: VQBLOC

Inherited Universe:

Universe: VQBPURCH = InPerson {2} OR
((VQB_ITEM = 6 or VQB_ITEM = 13) and VQBSTORE = RESPONSE) OR
(VQB_ITEM = 14 and (VQBNAME = RESPONSE or VQBNAME = NONRESPONSE))

Universe Description: Purchased in person

Question Text: ^VQBLOC_Fill

Fills: VQBLOC_Fill

Instructions: If VQB_ITEM = 13 or VQB_ITEM = 14 then fill "And what is the city?"
ELSE fill "In what city is ^VQBSTORE_Fill located?"

Fills: VQBSTORE_Fill

Instructions: Fill entry in VQBSTORE

Type: String

Length: 45

- Don't Know
- Refuse
- Empty

- On Input
- On Output

Array:

Skip Instructions: Goto VQBLOCST

Instrument SAS Name: VQBLOC

Destination Data Set: EVQB

Sponsor Field Type: C

Report Section: 11B

Date Implemented (YYYY-MM-DD): April 2023

VQBLOCST

Field

BTABLEB.BROW.VQBLOCST

Description: Purchase location - State

Form Pane Label: State

SAS Name: VQBLOCST

Tag Name: VQBLOCST

Inherited Universe:

Universe: VQBLOC = RESPONSE OR VQBLOC = NONRESPONSE

Universe Description: Purchased in person

Help Screen: H_DESTCODE

Question Text: ? [F1]

^VQBLOCST_Fill

✦ Enter the two character state abbreviation

Fills: VQBLOCST_Fill

Instructions: If VQB_ITEM = 13 or VQB_ITEM = 14 then fill "And what is the state?"
ELSE FILL "In what state is ^VQBSTORE_Fill located?"

Type: String

Length: 2

Don't Know
 Refuse
 Empty

On Input
 On Output

Array:

Special Instructions: Use answer type TState - STRING[2], display width 2

Skip Instructions: IF entry is not a valid state abbreviation and entry <> 'XX' then goto CK_VQBLOCST
ELSEIF VQB_ITEM = 14 then goto PRKSTORE
ELSE goto VQBMORE

Instrument SAS Name: VEQLOCST

Destination Data Set: EVQB

Sponsor Field Type: C

Report Section: 11B

Date Implemented (YYYY-MM-DD): April 2023

CK_VQBLOCST

Check

BTABLEB.BROW.CK_VQBLOCST

Description: Not a valid state abbreviation

Inherited Universe:

Universe: (VQBLOCST is not a valid state abbreviation) AND VQBLOCST <> 'XX' AND VQBLOCST = RESPONSE

Universe Description: State abbreviation entered is not valid

Text: * [Not a valid state abbreviation](#)

Check Instructions:

Type: Hard

Skip Instructions: Go back to VQBLOCST

Field

PRKSTORE
BTABLEB.BROW.PRKSTORE

Description: Where purchased

Form Pane Label: Store

SAS Name: PRKSTORE

Tag Name: PRKSTORE

Inherited Universe:

Universe: (VQBLOCST = RESPONSE OR VQBLOCST = NONRESPONSE) and VQB_ITEM = 14

Universe Description:

Question Text: What is the name of the company or institution that you paid?

- Enter store, website, or company name.
- If there are multiple stores, websites, or company names, enter the last/most recent.

Type: String

Length: 45

- Don't Know
 Refuse
 Empty

- On Input
 On Output

Array:

Skip Instructions: Goto VQBMORE

Instrument SAS Name: PRKSTORE

Destination Data Set: EVQB

Sponsor Field Type: C

Report Section: 11B

Date Implemented (YYYY-MM-DD): April 2023

VQBMORE

Field

BTABLEB.BROW.VQBMORE

Description: Any more expenses?

Form Pane Label: More

SAS Name: VQBMORE

Tag Name: VQBMORE

Inherited Universe:

Universe: NOT (VQB_ITEM IN [NoMore99, DeleteLine]) AND VQB_ITEM <> EMPTY

Universe Description: All except ITEM = 99 or 888

Question Text: Did you have any other expenses for ^VQBMORE_Fill?

Description Month Amount

Fills: VQBMORE_Fill

Instructions: IF VQB_ITEM = 1 then fill "driver's licenses"

ELSEIF VQB_ITEM = 2 then fill "inspection or emissions tests"

ELSEIF VQB_ITEM = 3 then fill "registration or taxes"

ELSEIF VQB_ITEM = 4 then fill "auto repair service policies"

ELSEIF VQB_ITEM = 5 then fill "auto service clubs"

ELSEIF VQB_ITEM = 6 then fill "towing"

ELSEIF VQB_ITEM = 7 then fill "vehicle cleaning services"

ELSEIF VQB_ITEM = 8 then fill "tire purchases or mounting"

ELSEIF VQB_ITEM = 9 then fill "maintenance, parts, or services"

ELSEIF VQB_ITEM = 10 then fill "accident or damage repair"

ELSEIF VQB_ITEM = 11 then fill "vehicle customization"

ELSEIF VQB_ITEM = 12 then fill "vehicle accessories"

ELSEIF VQB_ITEM = 13 then fill "tolls"

ELSEIF VQB_ITEM = 14 then fill "parking"

ELSEIF VQB_ITEM = 15 then fill "docking or landing fees"

ELSEIF VQB_ITEM = 16 then fill "propane, kerosene, or other fuels"

Type: Enumerated

Length: 1

Answer List: TYesNo

Value:	Mnemonic:	Description:
1	Yes	Yes
2	No	No

- Don't Know
- Refuse
- Empty

- On Input
- On Output

Array:

Special Instructions: IF VQBMORE = 1 and row number <> 30 then prefill the next rows
VQB_ITEM AND VQBDESC with the same information as the current record.

Skip Instructions: 1: IF row number = 30 then goto ERR_MAX
ELSE goto VQB_ITEM for the next row

2,DK,RF: IF row number = 30 then exit the table and goto S11B_END
ELSE goto VQB_ITEM for the next row

Instrument SAS Name: VQBMORE

Destination Data Set: EVQB

Sponsor Field Type: C

Report Section: 11B

Date Implemented (YYYY-MM-DD): April 2023

ERR_MAX

Check

BTABLEB.BROW.ERR_MAX

Description: Max Number of Rows Reached

Inherited Universe:

Universe: VQBMORE = Yes {1} AND (ROW number = 30)

Universe Description: Yes, there are more expenses but there are no more empty rows in the grid

Text: ♦ [No more rows can be added.](#)

Check Instructions:

Type: Hard

Skip Instructions: Go back to VQBMORE

Field

VQBEXPX_
BTABLEB.BROW.VQBEXPX_

Description: Range edit flag for VQBEXPX

Form Pane Label:

SAS Name: VQBEXPX_

Tag Name:

Inherited Universe:

Universe:

Universe Description:

Question Text:

Type: String

Length: 2

Don't Know

Refuse

Empty

On Input

On Output

Array:

Special Instructions: NOTE: See ERR1_VQBEXPX or VQBEXPX for how to set this field.

Valid Values: A1 = Range edit failed
(ERR1 check was suppressed)

Blank = Range edit passed

Instrument SAS Name: VQBEXPX_

Destination Data Set: EVQB

Sponsor Field Type: C

Report Section: 11B

Date Implemented (YYYY-MM-DD): April 2023

Sponsor Edits: FLAG

VQBCODE

Field

BTABLEB.BROW.VQBCODE

Description: 3-digit Item code based on VQB_ITEM

Form Pane Label:

SAS Name: VQBCODE

Tag Name:

Inherited Universe:

Universe:

Universe Description:

Question Text:

Type: String

Length: 3

- Don't Know
- Refuse
- Empty

- On Input
- On Output

Array:

Special Instructions: NOTE: This variable is set in processing as follows:

```
IF VQB_ITEM = 1 then set VQBCODE = 400
ELSEIF VQB_ITEM = 2 then set VQBCODE = 410
ELSEIF VQB_ITEM = 3 then set VQBCODE = 420
ELSEIF VQB_ITEM = 4 then set VQBCODE = 200
ELSEIF VQB_ITEM = 5 then set VQBCODE = 210
ELSEIF VQB_ITEM = 6 then set VQBCODE = 220
ELSEIF VQB_ITEM = 7 then set VQBCODE = 367
ELSEIF VQB_ITEM = 8 then set VQBCODE = 140
ELSEIF VQB_ITEM = 9 then set VQBCODE = 190
ELSEIF VQB_ITEM = 10 then set VQBCODE = 320
ELSEIF VQB_ITEM = 11 then set VQBCODE = 230
ELSEIF VQB_ITEM = 12 then set VQBCODE = 240
ELSEIF VQB_ITEM = 13 then set VQBCODE = 250
ELSEIF VQB_ITEM = 14 then set VQBCODE = 260
ELSEIF VQB_ITEM = 15 then set VQBCODE = 270
ELSEIF VQB_ITEM = 16 then set VQBCODE = 280
```

Instrument SAS Name: VQBCODE

Destination Data Set: EVQB

Sponsor Field Type: C

Report Section: 11B

Date Implemented (YYYY-MM-DD): April 2023

VQBCD1

Field

BTABLEB.BROW.VQBCD1

Description: 3-digit Combined Code - set based on VQB_CMB1

Form Pane Label:

SAS Name: VQBCD1

Tag Name:

Inherited Universe:

Universe:

Universe Description:

Question Text:

Type: String

Length: 3

- Don't Know
- Refuse
- Empty

- On Input
- On Output

Array:

Special Instructions: NOTE: This variable is set in processing as follows:

For each item selected in VQB_CMB, the appropriate 3-digit code is stored in VQBCD1- VQBCD9.(The first entry in VQB_CMB is recoded and stored in VQBCD1, the 2nd entry in VQBCD2, etc.) Recode as follows:

```
IF VQB_CMB = 1 then store 400
ELSEIF VQB_CMB = 2 then store 410
ELSEIF VQB_CMB = 3 then store 420
ELSEIF VQB_CMB = 4 then store 200
ELSEIF VQB_CMB = 5 then store 210
ELSEIF VQB_CMB = 6 then store 220
ELSEIF VQB_CMB = 7 then store 367
ELSEIF VQB_CMB = 8 then store 140
ELSEIF VQB_CMB = 9 then store 190
ELSEIF VQB_CMB = 10 then store 320
ELSEIF VQB_CMB = 11 then store 230
ELSEIF VQB_CMB = 12 then store 240
ELSEIF VQB_CMB = 13 then store 250
```

ELSEIF VQB_CMB = 14 then store 260
ELSEIF VQB_CMB = 15 then store 270
ELSEIF VQB_CMB = 16 then store 280

Instrument SAS Name: VQBCD1

Destination Data Set: EVQB

Sponsor Field Type: C

Report Section: 11B

Date Implemented (YYYY-MM-DD): April 2023

VQBCD2

Field

BTABLEB.BROW.VQBCD2

Description: 3-digit Combined Code - set based on VQB_CMB2

Form Pane Label:

SAS Name: VQBCD2

Tag Name:

Inherited Universe:

Universe:

Universe Description:

Question Text:

Type: String

Length: 3

- Don't Know
- Refuse
- Empty

- On Input
- On Output

Array:

Special Instructions: NOTE: See VQBCD1 for how this is set in processing

Instrument SAS Name: VQBCD2

Destination Data Set: EVQB

Sponsor Field Type: C

Report Section: 11B

Date Implemented (YYYY-MM-DD): April 2023

Field

VQBCD3
BTABLEB.BROW.VQBCD3

Description: 3-digit Combined Code - set based on VQB_CMB3

Form Pane Label:

SAS Name: VQBCD3

Tag Name:

Inherited Universe:

Universe:

Universe Description:

Question Text:

Type: String

Length: 3

- Don't Know
- Refuse
- Empty

- On Input
- On Output

Array:

Special Instructions: NOTE: See VQBCD1 for how this is set in processing

Instrument SAS Name: VQBCD3

Destination Data Set: EVQB

Sponsor Field Type: C

Report Section: 11B

Date Implemented (YYYY-MM-DD): April 2023

VQBCD4

Field

BTABLEB.BROW.VQBCD4

Description: 3-digit Combined Code - set based on VQB_CMB4

Form Pane Label:

SAS Name: VQBCD4

Tag Name:

Inherited Universe:

Universe:

Universe Description:

Question Text:

Type: String

Length: 3

- Don't Know
- Refuse
- Empty

- On Input
- On Output

Array:

Special Instructions: NOTE: See VQBCD1 for how this is set in processing

Instrument SAS Name: VQBCD4

Destination Data Set: EVQB

Sponsor Field Type: C

Report Section: 11B

Date Implemented (YYYY-MM-DD): April 2023

Field

VQBCD5
BTABLEB.BROW.VQBCD5

Description: 3-digit Combined Code - set based on VQB_CMB5

Form Pane Label:

SAS Name: VQBCD5

Tag Name:

Inherited Universe:

Universe:

Universe Description:

Question Text:

Type: String

Length: 3

- Don't Know
- Refuse
- Empty

- On Input
- On Output

Array:

Special Instructions: NOTE: See VQBCD1 for how this is set in processing

Instrument SAS Name: VQBCD5

Destination Data Set: EVQB

Sponsor Field Type: C

Report Section: 11B

Date Implemented (YYYY-MM-DD): April 2023

VQBCD6

Field

BTABLEB.BROW.VQBCD6

Description: 3-digit Combined Code - set based on VQB_CMB6

Form Pane Label:

SAS Name: VQBCD6

Tag Name:

Inherited Universe:

Universe:

Universe Description:

Question Text:

Type: String

Length: 3

- Don't Know
- Refuse
- Empty

- On Input
- On Output

Array:

Special Instructions: NOTE: See VQBCD1 for how this is set in processing

Instrument SAS Name: VQBCD6

Destination Data Set: EVQB

Sponsor Field Type: C

Report Section: 11B

Date Implemented (YYYY-MM-DD): April 2023

Field

VQBCD7
BTABLEB.BROW.VQBCD7

Description: 3-digit Combined Code - set based on VQB_CMB7

Form Pane Label:

SAS Name: VQBCD7

Tag Name:

Inherited Universe:

Universe:

Universe Description:

Question Text:

Type: String

Length: 3

- Don't Know
- Refuse
- Empty

- On Input
- On Output

Array:

Special Instructions: NOTE: See VQBCD1 for how this is set in processing

Instrument SAS Name: VQBCD7

Destination Data Set: EVQB

Sponsor Field Type: C

Report Section: 11B

Date Implemented (YYYY-MM-DD): April 2023

VQBCD8

Field

BTABLEB.BROW.VQBCD8

Description: 3-digit Combined Code - set based on VQB_CMB8

Form Pane Label:

SAS Name: VQBCD8

Tag Name:

Inherited Universe:

Universe:

Universe Description:

Question Text:

Type: String

Length: 3

- Don't Know
- Refuse
- Empty

- On Input
- On Output

Array:

Special Instructions: NOTE: See VQBCD1 for how this is set in processing

Instrument SAS Name: VQBCD8

Destination Data Set: EVQB

Sponsor Field Type: C

Report Section: 11B

Date Implemented (YYYY-MM-DD): April 2023

Field

VQBCD9
BTABLEB.BROW.VQBCD9

Description: 3-digit Combined Code - set based on VQB_CMB9

Form Pane Label:

SAS Name: VQBCD9

Tag Name:

Inherited Universe:

Universe:

Universe Description:

Question Text:

Type: String

Length: 3

- Don't Know
- Refuse
- Empty

- On Input
- On Output

Array:

Special Instructions: NOTE: See VQBCD1 for how this is set in processing

Instrument SAS Name: VQBCD9

Destination Data Set: EVQB

Sponsor Field Type: C

Report Section: 11B

Date Implemented (YYYY-MM-DD): April 2023

REC_STAT

Field

BTABLEB.BROW.REC_STAT

Description: Record status

Form Pane Label:

SAS Name: REC_STAT

Tag Name:

Inherited Universe:

Universe:

Universe Description:

Question Text:

Type: String

Length: 1

Don't Know

Refuse

Empty

On Input

On Output

Array:

Special Instructions: Created and set in processing

Valid Values: 1 = Active Record

2 = Current month Record

Instrument SAS Name: REC_STAT

Destination Data Set: EVQB

Sponsor Field Type: C

Report Section: 11B

Date Implemented (YYYY-MM-DD): April 2023

Field

REC_ORIG
BTABLEB.BROW.REC_ORIG

Description: Record origin

Form Pane Label:

SAS Name: REC_ORIG

Tag Name:

Inherited Universe:

Universe:

Universe Description:

Question Text:

Type: String

Length: 1

Don't Know

Refuse

Empty

On Input

On Output

Array:

Special Instructions: Created and set in processing

Valid Values: 1 = Data from current month interview

2 = Data reported in previous quarter

Instrument SAS Name: REC_ORIG

Destination Data Set: EVQB

Sponsor Field Type: C

Report Section: 11B

Date Implemented (YYYY-MM-DD): April 2023

S11B_END

S11B_END

Field

Description: End of S11B

Form Pane Label:

SAS Name:

Tag Name:

Inherited Universe:

Universe: VQB_ITEM = 99 OR (table is full)

Universe Description: No more expenses or all the rows in the table have been used

Question Text:

Type: Classification

Length: 0

- Don't Know
- Refuse
- Empty

- On Input
- On Output

Store Instructions: IF VQB_ITEM = 99 OR (table is full) then
Set S11B_END = Yes {1}

Array:

Skip Instructions: Goto S11C_INTRO

Report Section: 11B

Field

LP11B_Flag
LP11B_Flag

Description: Section 11B Extended Recall Flag

Form Pane Label:

SAS Name:

Tag Name:

Inherited Universe:

Universe: S11B_END = 1

Universe Description:

Question Text:

Type: Enumerated

Length: 1

Answer List: TYesNo

Value:	Mnemonic:	Description:
1	Yes	Yes
2	No	No

- Don't Know
- Refuse
- Empty

- On Input
- On Output

Store Instructions: FOR I = 1-16 DO {# of ITEM answer options}
 LP11B_Flag[I] = 2
ENDDO

FOR I = 1 TO 30 DO {Max # of rows for the table}
 IF BSect11.BtableB.Brow[I].VQB_ITEM = 2 THEN set LP11B_Flag[2] = 1
 ELSEIF BSect11.BtableB.Brow[I].VQB_ITEM = 5 THEN set LP11B_Flag[5] = 1
 ELSEIF BSect11.BtableB.Brow[I].VQB_ITEM = 6 THEN set LP11B_Flag[6] = 1
 ELSEIF BSect11.BtableB.Brow[I].VQB_ITEM = 8 THEN set LP11B_Flag[8] = 1
 ELSEIF BSect11.BtableB.Brow[I].VQB_ITEM = 9 THEN set LP11B_Flag[9] = 1
 ELSEIF BSect11.BtableB.Brow[I].VQB_ITEM = 10 THEN set LP11B_Flag[10] = 1
 ELSEIF BSect11.BtableB.Brow[I].VQB_ITEM = 11 THEN set LP11B_Flag[11] = 1
 ELSEIF BSect11.BtableB.Brow[I].VQB_ITEM = 12 THEN set LP11B_Flag[12] = 1

```
ELSEIF BSect11.BtableB.Brow[1].VQB_ITEM = 13 THEN set LP11B_Flag[13] = 1  
ELSEIF BSect11.BtableB.Brow[1].VQB_ITEM = 14 THEN set LP11B_Flag[14] = 1  
END  
END DO
```

Array:

Number of Elements: 16

Instrument SAS Name: LP11B_Flag

Sponsor Field Type: N

Report Section: 11A

Date Implemented (YYYY-MM-DD): April 2019

Field

S11C_INTRO
S11C_INTRO

Description: Introductory statement to Transportation Services section

Form Pane Label: Introduction

SAS Name:

Tag Name: S11C_INTRO

Inherited Universe:

Universe: ALL

Universe Description: ALL

Question Text: Now I am going to ask about payments for transportation services. Please remember to include payments you made online or by an automatic payment. Please do not include expenses that have been or will be reimbursed.

[Description Month Amount](#)

Type: Enumerated

Length: 1

Answer List: TContinue

Value:	Mnemonic:	Description:
1	Continue	Enter 1 to Continue

- Don't Know
- Refuse
- Empty

- On Input
- On Output

Array:

Skip Instructions: Goto BtableC.Brow.VTR_ITEM

Instrument SAS Name: S11C_INTRO

Destination Data Set: EVTR

Report Section: 11C

Date Implemented (YYYY-MM-DD): April 2023

Block

BtableC
BtableC

Description: Taxis, limousine service, or car rides booked through an app and Fees for bike, electric scooter, or moped sharing or rental.

Tab Name:
Fly Over Name:
Universe Type: lf

Inherited Universe:

Universe:

Universe Description: ALL

Array:

- Block Instructions:**
1. Max number of rows: 11
 2. This section is a laundry list. Follow the laundry list standards. (See the attachment on the field Laundry_List_Standards.)
 3. Pre-chart
 - o Follow pre-chart standards. (See attachment on the field Prechart_Standards.)
 - o See the attachment on the variable Input_Setup_Specifications for specific prechart information

Brow
BtableC.Brow

Block

Description:

Tab Name:
Fly Over Name:
Universe Type: lf

Inherited Universe:

Universe:

Universe Description:

Array:

Block Instructions:

Field

VTR_ITEM
BtableC.Brow.VTR_ITEM

Description: Transportation services

Form Pane Label: Item

SAS Name: VTR_ITEM

Tag Name: VTR_ITEM

Inherited Universe:

Universe: ALL

Universe Description: ALL

Help Screen: H_VTRITEM

Question Text:  30 ? [F1]

Since the first of ^REF_MONTH, not including this month, have
^YOU_ANYMEM paid for any -

- [Read each item on list.](#)
- [Do not include any amounts that have been or will be reimbursed.](#)

Fills: REF_MONTH

Instructions: Set REF_MONTH = 3 months before the interview.

Calculated by taking the INTPER from record type 10 to come up with the base
month to start from.

Fills: YOU_ANYMEM

Instructions: IF NUMHOUSE = 1 then fill "you"

ELSE fill "you or any members of your household"

Type: Enumerated

Length: 2

Answer List: TVTR_ITEM

Value:	Mnemonic:	Description:
1	Taxis	Taxis, limousine service, or car rides booked through an app? Do not include expenses entirely reimbursed for business purposes or expenses incurred on a trip.
2	Bikes	Fees for bike, electric scooter, or moped sharing or rental?
99	None	None/no more entries

888	Delete	Delete a line
-----	--------	---------------

- Don't Know
- Refuse
- Empty

- On Input
- On Output

Store Instructions: Set Item2Shadow = VTR_ITEM

Array:

Special Instructions: 1. Answer list options should be in bold black except 99 and 888, they should be in regular black.

(Once an answer list option is selected and the "Any more" question is answered, the answer list description color should be changed to regular blue.)

2. IF VTR_ITEM = 888 then "SHOW" the fields in the row

Skip Instructions: 1, 2: IF VTR_ITEM <> Item2Shadow then goto CK_ITEM
ELSE goto VTRDESC

99: Exit the table and goto S11C_END

888: IF row number = 25 then exit the table and goto S11C_END
ELSE goto VTR_ITEM for the next row

Instrument SAS Name: VTR_ITEM

Destination Data Set: EVTR

Sponsor Field Type: N

Report Section: 11C

Date Implemented (YYYY-MM-DD): April 2023

Check

CK_ITEM
BtableC.Brow.CK_ITEM

Description: After a row is completed, the user has backed up and changed the item number to another valid item number

Inherited Universe:

Universe: VTR_ITEM was changed to another valid item number

Universe Description: After a row is completed, the user has backed up and changed the item number to another valid item number

Text: • [Press "S" to change this item code and enter new data](#)

[Press ENTER to re-enter the original item code: ^OldItem](#)

Check Instructions: IF SUPPRESSED then set all fields in this row to EMPTY:
VTRDESC, VTRMO, VTREXPX, VTR_C, VTR_CMB, VTRLIMO, VTRSTORE,
VTRPURCH, VTRLOC, VTRLOCST, VTRMORE

Type: Soft

Skip Instructions: SUPPRESSED: Goto VTRDESC

All others, go back to VTR_ITEM

Fills: OldItem

Instructions: Fill entry in Item2Shadow

VTRDESC

Field

BtableC.Brow.VTRDESC

Description: Transportation services description

Form Pane Label: Description

SAS Name: VTRDESC

Tag Name: VTRDESC

Inherited Universe:

Universe: NOT (VTR_ITEM IN [NoMore99, DeleteLine]) AND VTR_ITEM <> EMPTY

Universe Description: All, except VTR_ITEM = 99 or 888

Question Text: ♦ Describe the service.

Description Month Amount

Type: String

Length: 30

- Don't Know
- Refuse
- Empty

- On Input
- On Output

Store Instructions: Pre-Fill VTRDESC:

If VTRDESC = EMPTY then:

If VTR_ITEM = 1 then set VTRDESC = 'taxi/limo/car ride'

If VTR_ITEM = 2 then set VTRDESC = 'bike/e-scooter/moped share'

Array:

Skip Instructions: Goto VTRMO

Instrument SAS Name: VTRDESC

Destination Data Set: EVTR

Sponsor Field Type: C

Report Section: 11C

Date Implemented (YYYY-MM-DD): April 2023

VTRMO

Field

BtableC.Brow.VTRMO

Description: Transportation services month

Form Pane Label: Month

SAS Name: VTRMO

Tag Name: VTRMO

Inherited Universe:

Universe: NOT (VTR_ITEM IN [NoMore99, DeleteLine]) AND VTR_ITEM <> EMPTY

Universe Description: All, except VTR_ITEM = 99 or 888

Question Text: In what month or months did ^YOU_ANYMEM pay for ^VTRDESC_Fill?

* Enter 13 for same amount each month of the reference period.

Description Month Amount

Fills: YOU_ANYMEM

Instructions: IF NUMHOUSE = 1 then fill "you"
ELSE fill "you or any members of your household"

Fills: VTRDESC_Fill

Instructions: Fill entry in VTRDESC

Type: Enumerated

Length: 2

Answer List: TMONTH_13

Value:	Mnemonic:	Description:
1	Jan	January
2	Feb	February
3	Mar	March
4	Apr	April
5	May	May
6	Jun	June
7	Jul	July
8	Aug	August
9	Sep	September

10	Oct	October
11	Nov	November
12	Dec	December
13	Cont	Same amount each month

Don't Know
 Refuse
 Empty

On Input
 On Output

Array:

Special Instructions: Only display answer options 13 and the 4 months that are the reference month through the current month. (ref_monthnum, two_monthnum, last_monthnum, and cur_monthnum)

Note: Blaise does not allow non-displayed options to be selected

Skip Instructions: Goto VTREXPX

Instrument SAS Name: VTRMO

Destination Data Set: EVTR

Sponsor Field Type: C

Report Section: 11C

Date Implemented (YYYY-MM-DD): April 2023

VTREXPX

Field

BtableC.Brow.VTREXPX

Description: Transportation services expense

Form Pane Label: Amount

SAS Name: VTREXPX

Tag Name: VTREXPX

Inherited Universe:

Universe: NOT (VTR_ITEM IN [NoMore99, DeleteLine]) AND VTR_ITEM <> EMPTY

Universe Description: All, except VTR_ITEM = 99 or 888

Question Text: How much did ^YOU_ANYMEM pay ^In_VTRMO_Fill? Please include any sales tax with the expense.

◆ Do not include any amounts that have been or will be reimbursed.

Description Month Amount

Fills: YOU_ANYMEM

Instructions: IF NUMHOUSE = 1 then fill "you"
ELSE fill "you or any members of your household"

Fills: In_VTRMO_Fill

Instructions: IF VTRMO >= 1 and VTRMO <= 12 then fill "in ^VTRMO_Fill"
ELSEIF VTRMO = Cont {13} then then fill "in each month"
ELSE do not fill anything

Fills: VTRMO_Fill

Instructions: if VTRMO = 1 then fill "January"
elseif VTRMO = 2 then fill "February"
elseif VTRMO = 3 then fill "March"
elseif VTRMO = 4 then fill "April"
elseif VTRMO = 5 then fill "May"
elseif VTRMO = 6 then fill "June"
elseif VTRMO = 7 then fill "July"
elseif VTRMO = 8 then fill "August"
elseif VTRMO = 9 then fill "September"
elseif VTRMO = 10 then fill "October"
elseif VTRMO = 11 then fill "November"
elseif VTRMO = 12 then fill "December"

Type: Integer
Length: 6

Min: 1
Max: 99999

Don't Know
 Refuse
 Empty

On Input
 On Output

Store Instructions: If VTREXPX is in range, DK, or RF then Set VTREXPX_

Array:

Special Instructions: Display a \$ and a comma, as needed, in the entry field.

Skip Instructions: 1-99999: IF (VTR_ITEM = 1 and (VTREXPX < 5 or VTREXPX > 520)) OR
(VTR_ITEM = 2 and (VTREXPX = 1 or VTREXPX > 750)) then goto ERR1_
VTREXPX
ELSE goto VTR_C

DK,RF: Goto VTR_C

Instrument SAS Name: VTREXPX

Destination Data Set: EVTR

Sponsor Field Type: N

Report Section: 11C

Date Implemented (YYYY-MM-DD): April 2023

ERR1_VTREXPX

Check

BtableC.Brow.ERR1_VTREXPX

Description: Out of Range Check

Inherited Universe:

Universe: ((VTR_ITEM = 1 and (VTREXPX < 5 or VTREXPX > 520)) OR
(VTR_ITEM = 2 and (VTREXPX = 1 or VTREXPX > 750))) AND VTREXPX =
RESPONSE

Universe Description:

Text: ♦ THE VALUE ENTERED IS UNUSUALLY HIGH OR LOW

PLEASE VERIFY AND IF CORRECT, ENTER ITEM LEVEL NOTE

Check Instructions: IF suppressed then set VTREXPX_ = 'A1'

Type: Soft

Skip Instructions: Suppress: Goto VTR_C

All others, go back to VTREXPX

Field

VTR_C
BtableC.Brow.VTR_C

Description: Is this a combined expense

Form Pane Label: C

SAS Name:

Tag Name: VTR_C

Inherited Universe:

Universe: NOT (VTR_ITEM IN [NoMore99, DeleteLine]) AND VTR_ITEM <> EMPTY

Universe Description:

Question Text: * Enter 'C' for a combined expense

Type: String

Length: 1

- Don't Know
- Refuse
- Empty

- On Input
- On Output

Array:

Skip Instructions: C: Goto VTR_CMB

EMPTY: IF VTR_ITEM = 1 and (POPGRP = 11, 12 or 18) goto VTRLIMO
ELSEIF VTR_ITEM = 2 and (POPGRP = 13 or 14) goto VTRSTORE
ELSE goto VTRMORE

IF anything other than a 'C' or blank is entered then goto CK_C

Instrument SAS Name: VTR_C

Destination Data Set: EVTR

Report Section: 11C

Date Implemented (YYYY-MM-DD): April 2023

CK_C

Check

BtableC.Brow.CK_C

Description: VTR_C field can only contain a "C" or EMPTY

Inherited Universe:

Universe: VTR_C <> 'C' AND VTR_C <> EMPTY

Universe Description: VTR_C = anything other than a 'C' or EMPTY

Text: * [Not a valid entry](#)

Check Instructions:

Type: Hard

Skip Instructions: Go back to VTR_C

Field

VTR_CMB
BtableC.Brow.VTR_CMB

Description: Combined Expense Screen

Form Pane Label: Combined Codes

SAS Name:

Tag Name: VTR_CMB

Inherited Universe:

Universe: VTR_C = 'C'

Universe Description:

Help Screen: H_VTRITEM

Question Text:  30 ? [F1]

Ask if not apparent.

What was combined with the ^VTRDESC_Fill expense?

◆ Enter all that apply, separate with commas.

Description Month Amount

Fills: VTRDESC_Fill

Instructions: Fill entry in VTRDESC

Type: Set

Max Number of Values: 2

Length: 1

Answer List: TVTR_CMB

Value:	Mnemonic:	Description:
1	Taxis	Taxis, limousine service, or car rides booked through an app. Do not include expenses entirely reimbursed for business purposes or expenses incurred on a trip.
2	Bikes	Fees for bike, electric scooter, or moped sharing or rental

- Don't Know
- Refuse
- Empty

- On Input
- On Output

Array:

Skip Instructions: IF VTR_ITEM = 1 and (POPGRP = 11, 12 or 18) then goto VTRLIMO
ELSEIF VTR_ITEM = 2 and (POPGRP = 13 or 14) then goto VTRSTORE
ELSE goto VTRMORE

Instrument SAS Name: VTR_CMB

Destination Data Set: EVTR

Report Section: 11C

Date Implemented (YYYY-MM-DD): April 2023

Field

VTRLIMO
BtableC.Brow.VTRLIMO

Description: Limousine service

Form Pane Label: Limo

SAS Name: VTRLIMO

Tag Name: VTRLIMO

Inherited Universe:

Universe: VTR_ITEM = Taxis {1} AND (VAL(RT10.POPGRP) = 11 or VAL(RT10.POPGRP) = 12 or VAL(RT10.POPGRP) = 18)

Universe Description:

Question Text: Was the ^VTREXPX_Fill solely for limousine service?

Fills: VTREXPX_Fill

Instructions: If VTREXPX = RESPONSE then fill "\$ ^VTREXPX"
ELSE fill "amount"

Fills: VTREXPX

Instructions: Fill entry in VTREXPX inserting commas where appropriate.

Type: Enumerated

Length: 1

Answer List: TYesNo

Value:	Mnemonic:	Description:
1	Yes	Yes
2	No	No

- Don't Know
- Refuse
- Empty

- On Input
- On Output

Array:

Skip Instructions: 1: Goto VTRMORE

2, DK, RF: Goto VTRSTORE

Instrument SAS Name: VTRLIMO

Destination Data Set: EVTR

Sponsor Field Type: C

Report Section: 11C

Date Implemented (YYYY-MM-DD): April 2023

Field

VTRSTORE
BtableC.Brow.VTRSTORE

Description: Point of purchase for transportation service expense

Form Pane Label: Store

SAS Name: VTRSTORE

Tag Name: VTRSTORE

Inherited Universe:

Universe: (VTR_ITEM = Bikes {2} and (VAL(RT10.POPGRP) = 13 or VAL(RT10.POPGRP) 14))
or VTRLIMO = No {2} or VTRLIMO = NONRESPONSE

Universe Description:

Question Text: What is the name of the ^VTRSTORE_Fill?

- Enter store, website, or company name
- If cost is for more than one company, enter only one

Fills: VTRSTORE_Fill

Instructions: If VTR_ITEM = Taxis {1} then fill 'taxi company or ride service app'
Else fill 'business ^YOU_YRCU paid'

Fills: YOU_YRCU

Instructions: IF NUMHOUSE = 1 then fill "you"
ELSE fill "your household"

Type: String

Length: 45

- Don't Know
- Refuse
- Empty

- On Input
- On Output

Array:

Special Instructions: IF uppercase entry contains ".COM" then set VTRPURCH = 1 and "keep" and "show"

Skip Instructions: IF UPPERCASE ENTRY contains ".COM" then goto VTRMORE
ELSE goto VTRPURCH

Instrument SAS Name: VTRSTORE

Destination Data Set: EVTR

Sponsor Field Type: C

Report Section: 11C

Date Implemented (YYYY-MM-DD): April 2023

Field

VTRLOC
BtableC.Brow.VTRLOC

Description: City of transportation service expense

Form Pane Label: Location - City

SAS Name: VTRLOC

Tag Name: VTRLOC

Inherited Universe:

Universe: VTRPURCH = InPerson {2}

Universe Description:

Question Text: In what city ^VTRLOC_Fill?

Fills: VTRLOC_Fill

Instructions: IF VTR_ITEM = Taxis {1} then fill "did the ride start"
ELSE fill "was it"

Type: String

Length: 45

Don't Know
 Refuse
 Empty

On Input
 On Output

Array:

Skip Instructions: Goto VTRLOCST

Instrument SAS Name: VTRLOC

Destination Data Set: EVTR

Sponsor Field Type: C

Report Section: 11C

Date Implemented (YYYY-MM-DD): April 2023

VTRLOCST

Field

BtableC.Brow.VTRLOCST

Description: State of transportation service expense

Form Pane Label: State

SAS Name: VTRLOCST

Tag Name: VTRLOCST

Inherited Universe:

Universe: VTRPURCH = InPerson {2}

Universe Description:

Help Screen: H_DESTCODE

Question Text: ? [F1]

In what state ^VTRLOC_Fill?

◆ [Enter the two character state abbreviation](#)

Fills: VTRLOC_Fill

Instructions: IF VTR_ITEM = Taxis {1} then fill "did the ride start"
ELSE fill "was it"

Type: String

Length: 2

Don't Know
 Refuse
 Empty

On Input
 On Output

Array:

Special Instructions: Use answer type TState - STRING[2], display width 4

Skip Instructions: IF entry is not a valid state abbreviation then goto CK_VTRLOCST

ELSE goto VTRMORE

Instrument SAS Name: VTRLOCST

Destination Data Set: EVTR

Sponsor Field Type: C

Report Section: 11C

Date Implemented (YYYY-MM-DD): April 2023

CK_VTRLOCST

Check

BtableC.Brow.CK_VTRLOCST

Description: Not a valid state abbreviation

Inherited Universe:

Universe: (VTRLOCST is not a valid state abbreviation) AND VTRLOCST = RESPONSE

Universe Description: State abbreviation entered is not valid

Text: [✦ Not a valid state abbreviation](#)

Check Instructions:

Type: Hard

Skip Instructions: Go back to VTRLOCST

Field

VTRMORE
BtableC.Brow.VTRMORE

Description: Check for additional transportation service item report

Form Pane Label: Any More

SAS Name:

Tag Name: VTRMORE

Inherited Universe:

Universe: NOT (VTR_ITEM IN [NoMore99, DeleteLine]) AND VTR_ITEM <> EMPTY

Universe Description: All, except VTR_ITEM = 99 or 888

Question Text: Did you have any other expenses for ^VTRMORE_Fill?

Description Month Amount

Fills: VTRMORE_Fill

Instructions: If VTR_ITEM = Taxis {1} then fill "taxi, limousine service, or car rides booked through an app"

If VTR_ITEM = Bikes {2} then fill "fees for bike, electric scooter, or moped sharing or rental"

Type: Enumerated

Length: 1

Answer List: TYesNo

Value:	Mnemonic:	Description:
1	Yes	Yes
2	No	No

- Don't Know
- Refuse
- Empty

- On Input
- On Output

Array:

Skip Instructions: 1: IF ROW number = 25 then goto ERR_MAX
ELSE goto VTR_ITEM for the next row

2,DK,RF: IF Row number = 25 then exit the table and goto S11C_END
ELSE goto VTR_ITEM for the next row

Instrument SAS Name: VTRMORE

Destination Data Set: EVTR

Report Section: 11C

Date Implemented (YYYY-MM-DD): April 2023

Check

ERR_MAX
BtableC.Brow.ERR_MAX

Description: Max Number of Rows Reached

Inherited Universe:

Universe: VTRMORE = Yes {1} AND (ROW number = 25)

Universe Description: Yes there are more payments, but there are no more empty rows in the grid

Text: ♦ [No more rows can be added.](#)

Check Instructions:

Type: Hard

Skip Instructions: Go back to VTRMORE

VTREXPX_

Field

BtableC.Brow.VTREXPX_

Description: Range edit flag for VTREXPX**Form Pane Label:****SAS Name:** VTREXPX_**Tag Name:****Inherited Universe:****Universe:****Universe Description:****Question Text:****Type:** String**Length:** 2

- Don't Know
- Refuse
- Empty

- On Input
- On Output

Array: **Special Instructions:** NOTE: See ERR1_VTREXPX for how to set this fieldValid Values: A1 = Range edit failed
(ERR1 check was suppressed)

Blank = Range edit passed

Instrument SAS Name: VTREXPX_**Destination Data Set:** EVTR**Sponsor Field Type:** C**Report Section:** 11C**Date Implemented (YYYY-MM-DD):** April 2023

Sponsor Edits: FLAG

VTRCODE

Field

BtableC.Brow.VTRCODE

Description: 3-digit Item code

Form Pane Label:

SAS Name: VTRCODE

Tag Name:

Inherited Universe:

Universe:

Universe Description:

Question Text:

Type: String

Length: 3

Don't Know

Refuse

Empty

On Input

On Output

Array:

Special Instructions: NOTE: Created and set in processing based on entry in VTR_ITEM as follows:

If VTR_ITEM = 1 then set VTRCODE = 100

If VTR_ITEM = 2 then set VTRCODE = 110

Instrument SAS Name: VTRCODE

Destination Data Set: EVTR

Sponsor Field Type: C

Report Section: 11C

Date Implemented (YYYY-MM-DD): April 2023

Field

VTRCD1
BtableC.Brow.VTRCD1

Description: 1st item the expenditure is combined with

Form Pane Label:

SAS Name: VTRCD1

Tag Name:

Inherited Universe:

Universe:

Universe Description:

Question Text:

Type: String

Length: 3

Don't Know

Refuse

Empty

On Input

On Output

Array:

Special Instructions: NOTE: Set in processing based on 1st selection in VTR_CMB as follows:

IF VTR_CMB1 = 1 then set VTRCD1 = 100

ELSEIF VTR_CMB1 = 2 then set VTRCD1 = 110

Instrument SAS Name: VTRCD1

Destination Data Set: EVTR

Sponsor Field Type: C

Report Section: 11C

Date Implemented (YYYY-MM-DD): April 2023

VTRCD2

Field

BtableC.Brow.VTRCD2

Description: 2nd item the expenditure is combined with

Form Pane Label:

SAS Name: VTRCD2

Tag Name:

Inherited Universe:

Universe:

Universe Description:

Question Text:

Type: String

Length: 3

- Don't Know
- Refuse
- Empty

- On Input
- On Output

Array:

Special Instructions: NOTE: Set in processing based on 2nd selection in VTR_CMB as follows:
IF VTR_CMB2 = 1 then set VTRCD2 = 100
ELSEIF VTR_CMB2 = 2 then set VTRCD2 = 110

Instrument SAS Name: VTRCD2

Destination Data Set: EVTR

Sponsor Field Type: C

Report Section: 11C

Date Implemented (YYYY-MM-DD): April 2023

Field

REC_STAT
BtableC.Brow.REC_STAT

Description: Record status

Form Pane Label:

SAS Name: REC_STAT

Tag Name:

Inherited Universe:

Universe:

Universe Description:

Question Text:

Type: String

Length: 1

- Don't Know
- Refuse
- Empty

- On Input
- On Output

Array:

Special Instructions: NOTE: Created and set in processing

Valid Values: 1 = Active Record
2 = Current month Record

Instrument SAS Name: REC_STAT

Destination Data Set: EVTR

Sponsor Field Type: C

Report Section: 11C

Date Implemented (YYYY-MM-DD): April 2023

REC_ORIG

Field

BtableC.Brow.REC_ORIG

Description: Record origin

Form Pane Label:

SAS Name: REC_ORIG

Tag Name:

Inherited Universe:

Universe:

Universe Description:

Question Text:

Type: String

Length: 1

- Don't Know
- Refuse
- Empty

- On Input
- On Output

Array:

Special Instructions: NOTE: Created and set in processing

Valid Values: 1 = Data from current month interview
2 = Data reported in previous quarter

Instrument SAS Name: REC_ORIG

Destination Data Set: EVTR

Sponsor Field Type: C

Report Section: 11C

Date Implemented (YYYY-MM-DD): April 2023

Field

S11C_END
S11C_END

Description: Section 11C End

Form Pane Label:

SAS Name:

Tag Name:

Inherited Universe:

Universe: (VTR_ITEM = 99) OR (the grid is full)

Universe Description:

Question Text:

Type: Classification

Length: 0

- Don't Know
- Refuse
- Empty

- On Input
- On Output

Store Instructions: IF VTR_ITEM = 99 OR (table is full) then Set S11C_END = Yes {1}

Array:

Skip Instructions: Goto S11D_INTRO

Destination Data Set: EVTR

Report Section: 11C

Date Implemented (YYYY-MM-DD): April 2023

LP11C_Flag

LP11C_Flag

Field

Description: Section 11C Extended Recall Flag

Form Pane Label:

SAS Name:

Tag Name:

Inherited Universe:

Universe: S11C_END = 1

Universe Description:

Question Text:

Type: Enumerated

Length: 1

Answer List: TYesNo

Value:	Mnemonic:	Description:
1	Yes	Yes
2	No	No

- Don't Know
- Refuse
- Empty

- On Input
- On Output

Store Instructions: FOR I = 1-2 DO {# of ITEM answer options}
 LP11C_Flag[I] = 2
ENDDO

```
FOR I = 1 TO 11 DO {Max # of rows for the table}
  IF BSect11.BtableC.Brow[I].VTR_ITEM = 1 THEN set LP11C_Flag[1] = 1
  ELSEIF BSect11.BtableC.Brow[I].VTR_ITEM = 2 THEN set LP11C_Flag[2] = 1
  END
END DO
```

Array:

Number of Elements: 2

Instrument SAS Name: LP11C_Flag

Destination Data Set: EVTR

Sponsor Field Type: N

Report Section: 11C

Date Implemented (YYYY-MM-DD): April 2023

S11D_INTRO

S11D_INTRO

Field

Description: Use mass transportation?

Form Pane Label: Mass Trans

SAS Name: S11D_INTRO

Tag Name: S11D_INTRO

Inherited Universe:

Universe:

Universe Description: All Interviews

Help Screen: H_S11D_INTRO

Question Text: 30 ? [F1]

Since the first of ^REF_MONTH, have ^YOU_ANYMEM paid out-of-pocket for other transportation services such as bus, subway, train, or passenger ferry?

- Include all forms of public transportation.
- Do not include expenses that have been or will be reimbursed.

Fills: REF_MONTH

Instructions: Set REF_MONTH = 3 months before the interview.

Calculated by taking the INTPER from record type 10 to come up with the base month to start from.

Fills: YOU_ANYMEM

Instructions: IF NUMHOUSE = 1 then fill "you"

ELSE fill "you or any members of your household"

Type: Enumerated

Length: 1

Answer List: TYesNo

Value:	Mnemonic:	Description:
1	Yes	Yes
2	No	No

Don't Know

Refuse
 Empty

On Input
 On Output

Array:

Skip Instructions: 1: Goto PBTWHO

2,DK,RF: Goto S11D_END

Instrument SAS Name: S11D_INTRO

Destination Data Set: EPBT

Sponsor Field Type: C

Report Section: 11D

Date Implemented (YYYY-MM-DD): April 2023

PBTWHO

PBTWHO

Field

Description: Who used mass transportation

Form Pane Label: Transit Who

SAS Name: PBTWHO

Tag Name: PBTWHO

Inherited Universe:

Universe: S11D_INTRO = Yes {1}

Universe Description:

Question Text: Who are the transportation expenses for?

✦ Enter line numbers for all that apply, separate with commas

Type: Set

Max Number of Values: 31

Length: 2

Answer List: TPBTWHO

Value:	Mnemonic:	Description:
1	Person1	Person1
2	Person2	Person2
3	Person3	Person3
4	Person4	Person4
5	Person5	Person5
6	Person6	Person6
7	Person7	Person7
8	Person8	Person8
9	Person9	Person9
10	Person10	Person10
11	Person11	Person11
12	Person12	Person12
13	Person13	Person13
14	Person14	Person14
15	Person15	Person15
16	Person16	Person16

17	Person17	Person17
18	Person18	Person18
19	Person19	Person19
20	Person20	Person20
21	Person21	Person21
22	Person22	Person22
23	Person23	Person23
24	Person24	Person24
25	Person25	Person25
26	Person26	Person26
27	Person27	Person27
28	Person28	Person28
29	Person29	Person29
30	Person30	Person30
31	NonHousehold	Non-household member(s)

- Don't Know
- Refuse
- Empty

- On Input
- On Output

Array:

Special Instructions: In the answer list, display all persons with CC.Unit2.Person.RECSTATM = 1

Skip Instructions: Goto BTableD

Instrument SAS Name: PBTWHO

Destination Data Set: EPBT

Sponsor Field Type: C

Report Section: 11D

Date Implemented (YYYY-MM-DD): April 2023

BTableD

Block

BTableD

Description: Person Level Mass transit Questions

Tab Name:

Fly Over Name:

Universe Type: If

Inherited Universe:

Universe: PBTWHO = RESPONSE or PBTWHO = NONRESPONSE

Universe Description:

Array:

Block Instructions: 1. Build a person level table for the next 7 items.

(Row numbers in the table should match up with the person member number. For any PBTWHO = 31, use row 31, For PBTWHO = DK or RF use row 32)

NOTE: This is similar to 2022 BSECT20.BSECT20B.blkMASSTRAN

Field

MEMBNO
BTableD.MEMBNO

Description: Member line number from the Demographics - SHOW ONLY Field

Form Pane Label:

SAS Name: MEMBNO

Tag Name:

Inherited Universe:

Universe:

Universe Description:

Question Text: **** Non-Displayed****

Type: Integer

Length: 2

Min: 1

Max: 32

- Don't Know
- Refuse
- Empty

- On Input
- On Output

Array:

Special Instructions: Set MEMBNO equal to BControlcard.Tunit2.BPerson.MEMBNO for persons selected in PBTWHO. For PBTWHO = 31 set MEMBNO = 31. For PBTWHO = NONRESPONSE set MEMBNO = 32.

Instrument SAS Name: MEMBNO

Destination Data Set: EPBT

Sponsor Field Type: N

Report Section: 11D

Date Implemented (YYYY-MM-DD): April 2023

MEM_NAME
BTableD.MEM_NAME

Field

Description: Name - SHOW ONLY Field

Form Pane Label: Name

SAS Name:

Tag Name:

Inherited Universe:

Universe:

Universe Description:

Question Text: ** SHOW ONLY **

Type: String

Length: 30

- Don't Know
- Refuse
- Empty

- On Input
- On Output

Store Instructions: Pre-Fill member NAME in this field.

If MEMBNO = 31 then set MEMB_NAME = 'Non-HH Member'.

If MEMBNO = 32 then set MEMB_NAME = 'DK/RF'

Array:

Destination Data Set: EPBT

Sponsor Field Type: C

Report Section: 11D

Date Implemented (YYYY-MM-DD): April 2023

Field

PBTAMTX
BTableD.PBTAMTX

Description: Mass transit out-of-pocket cost

Form Pane Label: Out-of-pocket Cost

SAS Name: PBTAMTX

Tag Name: PBTAMTX

Inherited Universe:

Universe: MEMBNO <> EMPTY

Universe Description:

Question Text: What is ^PBTYourNames_Fill usual out-of-pocket cost ^PBTTHISPERS_Fill?

✦ Select time period (daily, weekly, monthly, quarterly, every 6 months, annually, or one-time only) on next screen

Fills: PBTYourNames_Fill

Instructions: If RESPLINE = MEMBNO then fill 'your'

ELSEIF (MEMBNO = 31 or MEMBNO = 32) and NUMHOUSE = 1 then fill 'your'

ELSEIF (MEMBNO = 31 or MEMBNO = 32) then fill 'your household's'

ELSE fill ^Name's

Fills: Name

Instructions: Fill Name

Fills: PBTTHISPERS_Fill

Instructions: IF MEMBNO = 31 then fill 'for this person (these persons)'

Type: Integer

Length: 5

Min: 0

Max: 9999

Don't Know

Refuse

Empty

On Input

On Output

Store Instructions: If PBTAMTX = 0 or NONRESPONSE then set PBTAMTX_ = EMPTY

Array:

Special Instructions: Display a \$ and comma, as needed, in the entry field.

Skip Instructions: 1-9999: Goto PBTPD

0,DK,RF: IF POPGRP = 11, 12 or 18 then goto PBTNAME
ELSEIF no more persons then exit the table and goto S11D_END
ELSE goto PBTAMTX for the next person selected in PBTWHO

Instrument SAS Name: PBTAMTX

Destination Data Set: EPBT

Sponsor Field Type: N

Report Section: 11D

Date Implemented (YYYY-MM-DD): April 2023

Field

PBTPD
BTableD.PBTPD

Description: Select time period

Form Pane Label: Time Period

SAS Name: PBTPD

Tag Name: PBTPD

Inherited Universe:

Universe: PBTAMTX = RESPONSE AND PBTAMTX <> 0

Universe Description:

Question Text: * Select time period

Type: Enumerated

Length: 1

Answer List: TPBTPD

Value:	Mnemonic:	Description:
1	Daily	Daily
2	Weekly	Weekly
3	Monthly	Monthly
4	Quarterly	Quarterly (every 3 months)
5	BiAnually	Every 6 months
6	Annually	Annually (every 12 months)
7	OneTime	One-time only

Don't Know

Refuse

Empty

On Input

On Output

Store Instructions: IF PBTPD/PBTAMTX is in range then set PBTAMTX_= EMPTY

Array:

Skip Instructions: 1: IF PBTAMTX = 1 or PBTAMTX > 10 then goto ERR1_PBTAMTX
ELSE goto PBTDAYX

2: IF PBTAMTX = 1 or PBTAMTX > 72 then goto ERR1_PBTAMTX
ELSEIF POPGRP = 11, 12 or 18 then goto PBTNAME
ELSEIF no more persons then exit the table and goto S11D_END
ELSE goto PBTAMTX for the next person selected in PBTWHO

3: IF PBTAMTX = 1 or PBTAMTX > 285 then goto ERR1_PBTAMTX
ELSEIF POPGRP = 11, 12 or 18 then goto PBTNAME
ELSEIF no more persons then exit the table and goto S11D_END
ELSE goto PBTAMTX for the next person selected in PBTWHO

4: IF PBTAMTX = 1 or PBTAMTX > 750 then goto ERR1_PBTAMTX
ELSEIF POPGRP = 11, 12 or 18 then goto PBTNAME
ELSEIF no more persons then exit the table and goto S11D_END
ELSE goto PBTAMTX for the next person selected in PBTWHO

5: IF PBTAMTX = 1 or PBTAMTX > 1000 then goto ERR1_PBTAMTX
ELSEIF POPGRP = 11, 12 or 18 then goto PBTNAME
ELSEIF no more persons then exit the table and goto S11D_END
ELSE goto PBTAMTX for the next person selected in PBTWHO

6: IF PBTAMTX = 1 or PBTAMTX > 1500 then goto ERR1_PBTAMTX
ELSE IF POPGRP = 11, 12 or 18 then goto PBTNAME
ELSEIF no more persons then exit the table and goto S11D_END
ELSE goto PBTAMTX for the next person selected in PBTWHO

7, DK, RF: IF PBTAMTX = 1 or PBTAMTX > 100 then goto ERR1_PBTAMTX
ELSEIF POPGRP = 11, 12 or 18 then goto PBTNAME
ELSEIF no more persons then exit the table and goto S11D_END
ELSE goto PBTAMTX for the next person selected in PBTWHO

Instrument SAS Name: PBTPD

Destination Data Set: EPBT

Sponsor Field Type: C

Report Section: 11D

Date Implemented (YYYY-MM-DD): April 2023

Check

ERR1_PBTAMTX
BTableD.ERR1_PBTAMTX

Description: Out of Range Check

Inherited Universe:

Universe: (((PBTAMTX = 1 or PBTAMTX > 10) and PBTPD = 1) or
((PBTAMTX = 1 or PBTAMTX > 72) and PBTPD = 2) or
((PBTAMTX = 1 or PBTAMTX > 285) and PBTPD = 3) or
((PBTAMTX = 1 or PBTAMTX > 750) and PBTPD = 4) or
((PBTAMTX = 1 or PBTAMTX > 1000) and PBTPD = 5) or
((PBTAMTX = 1 or PBTAMTX > 1500) and PBTPD = 6) or
((PBTAMTX = 1 or PBTAMTX > 100) and (PBTPD = 7 or
PBTPD = NONRESPONSE))) AND PBTAMTX = RESPONSE

Universe Description:

Text: ♦ THE VALUE ENTERED IS UNUSUALLY HIGH OR LOW

PLEASE VERIFY AND IF CORRECT, ENTER ITEM LEVEL NOTE

Check Instructions: IF suppressed then set PBTAMTX_ = 'A1'

Type: Soft

Skip Instructions: IF PBTPD = 1 then goto PBTDAYX
ELSEIF POPGRP = 11, 12 or 18 then goto PBTNAME
ELSEIF no more persons then exit the table and goto S11D_END
ELSE goto PBTAMTX for the next person selected in PBTWHO

PBTDAYX
BTableD.PBTDAYX

Field

Description: Mass transit days per week

Form Pane Label: Days per Week

SAS Name: PBTDAYX

Tag Name: PBTDAYX

Inherited Universe:

Universe: PBTPD = Daily {1}

Universe Description: Daily out of pocket expenses

Question Text: How many days per week usually?

Type: Integer

Length: 1

Min: 1

Max: 7

Don't Know

Refuse

Empty

On Input

On Output

Array:

Skip Instructions: IF POPGRP = 11, 12 or 18 then goto PBTNAME

ELSEIF no more persons then exit the table and goto S11D_END

ELSE goto PBTAMTX for the next person selected in PBTWHO

Instrument SAS Name: PBTDAYX

Destination Data Set: EPBT

Sponsor Field Type: N

Report Section: 11D

Date Implemented (YYYY-MM-DD): April 2023

Field

PBTNAME
BTableD.PBTNAME

Description: Name of transportation provider/systems

Form Pane Label: Trans Name

SAS Name: PBTNAME

Tag Name: PBTNAME

Inherited Universe:

Universe: VAL(Rt10.POPGRP) = 11 or VAL(Rt10.POPGRP) = 12 or VAL(Rt10.POPGRP) = 18

Universe Description:

Question Text: What is the name of the transportation provider ^PBYouName_Fill used?

✦ Enter the last public transportation paid for.

Fills: PBYouName_Fill

Instructions: If RESPLINE = MEMBNO then fill "you"

ELSEIF (MEMBNO = 31 or MEMBNO = 32) and NUMHOUSE = 1 then fill "you"

ELSEIF (MEMBNO = 31 or MEMBNO = 32) then fill "your household"

Else fill ^Name

Fills: Name

Instructions: Fill Name

Type: String

Length: 45

Don't Know

Refuse

Empty

On Input

On Output

Array:

Skip Instructions: IF no more persons then exit the table and goto S11D_END

ELSE goto PBTAMTX for the next person selected in PBTWHO

Instrument SAS Name: PBTNAME

Destination Data Set: EPBT

Sponsor Field Type: C

Report Section: 11D

Date Implemented (YYYY-MM-DD): April 2023

Field

PBTAMTX_
BTableD.PBTAMTX_

Description: Range edit flag for PBTAMTX

Form Pane Label:

SAS Name: PBTAMTX_

Tag Name:

Inherited Universe:

Universe:

Universe Description:

Question Text:

Type: String

Length: 2

Don't Know

Refuse

Empty

On Input

On Output

Array:

Special Instructions: NOTE: See ERR1_PBTAMTX for how to set this field

Valid Values: A1 = Range edit failed
(ERR1 check was suppressed)

Blank = Range edit passed

Instrument SAS Name: PBTAMTX_

Destination Data Set: EPBT

Sponsor Field Type: C

Report Section: 11D

Date Implemented (YYYY-MM-DD): April 2023

Sponsor Edits: FLAG

Field

REC_STAT
BTableD.REC_STAT

Description: Record status

Form Pane Label:

SAS Name: REC_STAT

Tag Name:

Inherited Universe:

Universe:

Universe Description:

Question Text:

Type: String

Length: 1

- Don't Know
- Refuse
- Empty

- On Input
- On Output

Array:

Special Instructions: NOTE: Created and set in processing

Valid Values: 1 = Active Record
2 = Current month Record

Instrument SAS Name: REC_STAT

Destination Data Set: EPBT

Sponsor Field Type: C

Report Section: 11D

Date Implemented (YYYY-MM-DD): April 2023

REC_ORIG
BTableD.REC_ORIG

Field

Description: Record origin

Form Pane Label:

SAS Name: REC_ORIG

Tag Name:

Inherited Universe:

Universe:

Universe Description:

Question Text:

Type: String

Length: 1

- Don't Know
- Refuse
- Empty

- On Input
- On Output

Array:

Special Instructions: NOTE: Created and set in processing

Valid Values: 1 = Data from current month interview
2 = Data reported in previous quarter

Instrument SAS Name: REC_ORIG

Destination Data Set: EPBT

Sponsor Field Type: C

Report Section: 11D

Date Implemented (YYYY-MM-DD): April 2023

Field

S11D_END
S11D_END

Description: Section 11D End

Form Pane Label:

SAS Name:

Tag Name:

Inherited Universe:

Universe: ALL

Universe Description:

Question Text:

Type: Classification

Length: 0

- Don't Know
- Refuse
- Empty

- On Input
- On Output

Store Instructions: IF S11D_INTRO = No {2} or S11D_INTRO = NONRESPONSE Then set S11D_End = 1

ELSEIF (VAL(Rt10.POPGRP) = 11 or VAL(Rt10.POPGRP) = 12 or VAL(RT10.POPGRP = 18) and (BTableD.PBTNAME[for last eligible person] = RESPONSE or BTableD.PBTNAME[for last eligible person] = NONRESPONSE) then set S11D_END = 1

ELSEIF BTableD.PBTAMTX[for last eligible person] = 0 or BTableD.PBTAMTX[for last eligible person] = NONRESPONSE then set S11D_END = 1

ELSEIF BTableD.PBTPD[for last eligible person] = Daily {1} AND (BTableD.PBTDAYX[for last eligible person] = RESPONSE or BTableD.PBTDAYX[for last eligible person] = NONRESPONSE) then set S11D_END = 1

ELSEIF (BTableD.PBTPD[for last eligible person] > 1 and

BTableD.PBTPD[for last eligible person] <= 7) or
BTableD.PBTPD[for last eligible person] = NONRESPONSE then
set S11D_END = 1

ELSE set S11D_END = EMPTY

Array:

Skip Instructions: Goto S11_END

Destination Data Set: EPBT

Report Section: 11D

Date Implemented (YYYY-MM-DD): April 2023

Field

S11_END
S11_END

Description: End of Section

Form Pane Label:

SAS Name:

Tag Name:

Inherited Universe:

Universe:

Universe Description: ALL

Question Text:

Type: Classification

Length: 0

Don't Know

Refuse

Empty

On Input

On Output

Store Instructions: Set Section Complete Flag

IF S11A_END = Yes {1} and S11B_END = Yes {1} and
S11C_END = Yes {1} and S11D_END = Yes {1} THEN

Set section end flag.

(Store "yes" in Sectcomp (11))

Array:

Skip Instructions: Exit block and goto section 12 - BSECT12

Report Section: 12C

BSECT12

BSECT12

Block

Description: Health insurance

Tab Name: S12

Fly Over Name: S12 - Health Insurance

Universe Type: If

Inherited Universe:

Universe: bFront.START <> Transmit {3} AND bFront.START <> Quit {4} AND
bFront.START <> Noninterview {5} AND bFront.REPLACE_HH <> Yes {1} AND
bFront.REPLACE_SPAWN <> Continue {1} AND CE_INTRO = Continue {1}

Universe Description: All

Array:

Block Instructions: Section Label: Section 12 - Health Insurance

NOTE: If changes are made to Medicaid, military, single service and/or private be sure to update the EHHP and EHHM output only blocks under Sect12BLSFinal.

Field

S12_INTRO
S12_INTRO

Description:

Form Pane Label: Introduction

SAS Name:

Tag Name: S12_INTRO

Inherited Universe:

Universe:

Universe Description: ALL

Question Text: The next questions are about health insurance. Include health insurance obtained through employment or purchased directly as well as government programs like Medicare and Medicaid that provide Medical care or help pay medical bills.

Type: Enumerated

Length: 1

Answer List: TContinue

Value:	Mnemonic:	Description:
1	Continue	Enter 1 to Continue

- Don't Know
- Refuse
- Empty

- On Input
- On Output

Array:

Skip Instructions: IF there are Medicare inventory records goto Medicare inventory block

ELSEIF there are 8500.MEDICAID = 1 OR 8500.CHIP = 1 OR 8500.IHS = 1 goto Medicaid/CHIP/IHS inventory block

ELSEIF there are single service or private insurance inventory records goto their inventory block

ELSEIF 8500.MILITARY = 1 goto their inventory block

ELSE goto screener block for new policies/coverage (detailed section)

Instrument SAS Name: S12_INTRO

Destination Data Set: EHHS

Report Section: 12

Block

BlkSect12A
BlkSect12A

Description: Health Insurance Inventory section

Tab Name:

Fly Over Name:

Universe Type: lf

Inherited Universe:

Universe:

Universe Description: At least one active policy on the SCIF

Array:

Block Instructions:

BlkMedicare_inv

Block

BlkSect12A.BlkMedicare_inv

Description: Medicare block

Tab Name:

Fly Over Name:

Universe Type: lf

Inherited Universe:

Universe: At least one record with I_HIC_STAT = 1 AND person is not deceased/error.

Universe Description: There is at least 1 Active Medicare policy record and person is not deceased/error.

Array:

Block Instructions: 1. Section Label: Section 12, Part A - Medicare Inventory

2. Store data from SCIF for each person with Medicare.

(Data is stored into the InvTdata block in the setup specifications.)

MEMBNO := InvTdata.Inv12Medicare[I].MEMBNO

I_HIC_STAT := InvTdata.Inv12Medicare[I].HIC_STAT

I_MCCHOICE := InvTdata.Inv12Medicare[I].MCCHOICE

I_MCHMOPLN := InvTdata.Inv12Medicare[I].MCHMOPLN

I_MCPREM := InvTdata.Inv12Medicare[I].MCPREM

I_MCRXINPC := InvTdata.Inv12Medicare[I].MCRXINPC

PQ_MCPRPTCX := InvTdata.Inv12Medicare[I].MCPRPTCX

I_MCPARTD := InvTdata.Inv12Medicare[I].MCPARTD

PQ_MCPRPTDX := InvTdata.Inv12Medicare[I].MCPRPTDX

MATCHID := InvTdata.Inv12Medicare[I].MATCHID

Field

MEM_NAME
BlkSect12A.BlkMedicare_inv.MEM_NAME

Description: Name - SHOW ONLY Field

Form Pane Label:

SAS Name:

Tag Name:

Inherited Universe:

Universe:

Universe Description:

Question Text: ** SHOW ONLY **

Type: String

Length: 30

- Don't Know
- Refuse
- Empty

- On Input
- On Output

Store Instructions: Pre-Fill member NAME in this field

Array:

Destination Data Set: EHIM

Report Section: 12A - Medicare

Date Implemented (YYYY-MM-DD): April 2017

PQ_M CPRPTCX

Field

BlkSect12A.BlkMedicare_inv.PQ_M CPRPTCX

Description: Previous quarter monthly premium for Medicare Advantage/Medicare HMO plan -
SHOW ONLY

Form Pane Label: PQ Premium

SAS Name:

Tag Name: PQ_M CPRPTCX

Inherited Universe:

Universe:

Universe Description:

Question Text: ** SHOW ONLY **

Type: Integer

Length: 7

Min: 1

Max: 999999

Don't Know

Refuse

Empty

On Input

On Output

Store Instructions: Prefill with data from InvTdata.Inv12.Medicare[MEMBNO].M CPRPTCX

Array:

Special Instructions: Display a \$ and comma in the entry field

Instrument SAS Name: PQ_M CPRPTCX

Report Section: 12A - Medicare

Date Implemented (YYYY-MM-DD): April 2020

Field

PQ_M CPRPTDX

BlkSect12A.BlkMedicare_inv.PQ_M CPRPTDX

Description: Previous Quarter monthly premium for Medicare Part D prescription drug plan -
SHOW ONLY

Form Pane Label: PQ Part D Prem

SAS Name:

Tag Name: PQ_M CPRPTDX

Inherited Universe:

Universe:

Universe Description:

Question Text: ** SHOW ONLY**

Type: Integer

Length: 7

Min: 1

Max: 999999

Don't Know

Refuse

Empty

On Input

On Output

Store Instructions: Prefill with data from InvTdata.Inv12.Medicare[MEMBNO].M CPRPTDX

Array:

Special Instructions: Display a \$ and comma in the entry field

Instrument SAS Name: PQ_M CPRPTDX

Sponsor Field Type: N

Report Section: 12A - Medicare

Date Implemented (YYYY-MM-DD): April 2020

MDCRSTLL

Field

BlkSect12A.BlkMedicare_inv.MDCRSTLL

Description: Still enrolled in Medicare?

Form Pane Label: Still Enrolled

SAS Name: MDCRSTLL

Tag Name: MDCRSTLL

Inherited Universe:

Universe: I_HIC_STAT = 1 AND

(CC.unit2.person[MEMBNO].PERSTAT = EMPTY or

CC.unit2.person[MEMBNO].PERSTAT = Reinstated {9} or

CC.unit2.person[MEMBNO].PERSTAT = Deleted {7})

Universe Description: All who get this block unless they are deceased or entered in error (perstat = 8 or 99)

Question Text: ^Arels_C ^YouName still enrolled in Medicare?

Fills: Arels_C

Instructions: IF RESPLINE = MEMBNO then fill "Are"
ELSE fill "Is"

Fills: YouName

Instructions: If RESPLINE = MEMBNO then fill "you"
Else fill ^Name

Fills: Name

Instructions: Fill Name

Type: Enumerated

Length: 1

Answer List: TYesNo

Value:	Mnemonic:	Description:
1	Yes	Yes
2	No	No

- Don't Know
- Refuse
- Empty

On Input
 On Output

Array:

Skip Instructions: 1: Goto MCCHOICA

2, DK, RF: goto MDCRSTLL for next person with I_HIC_STAT = 1
If no other active records then exit Medicare
inventory block and goto next appropriate block

Instrument SAS Name: MDCRSTLL

Destination Data Set: EHIM

Sponsor Field Type: C

Report Section: 12A - Medicare

Date Implemented (YYYY-MM-DD): April 2017

MCCHOICA

Field

BlkSect12A.BlkMedicare_inv.MCCHOICA

Description: Still enrolled in Medicare Advantage plan?

Form Pane Label: Still Med Adv

SAS Name: MCCHOICA

Tag Name: MCCHOICA

Inherited Universe:

Universe: MDCRSTLL = Yes {1}

Universe Description: Yes, still enrolled in Medicare

Question Text: ^MCCHOICA_NAME ^Arels ^YouName ^MCCHOICA_STILL in a Medicare Advantage plan (Part C)?

[^MCCHOICA_MedAdv](#)

Fills: Arels

Instructions: IF RESPLINE = MEMBNO then fill "are"
ELSE fill "is"

Fills: MCCHOICA_NAME

Instructions: If I_MCCHOICE = 1 then leave blank
Else fill "Medicare Advantage is the new name for Medicare Plus Choice plans."

Fills: YouName

Instructions: If RESPLINE = MEMBNO then fill "you"
Else fill ^Name

Fills: Name

Instructions: Fill Name

Fills: MCCHOICA_STILL

Instructions: If I_MCCHOICE = 1 then fill "still enrolled"
Else fill "enrolled"

Fills: MCCHOICA_MedAdv

Instructions: If I_MCCHOICE = 1 then fill ' * Enter 'Yes' if the member changed to a different Medicare Advantage plan."
Else leave blank

Type: Enumerated

Length: 1

Answer List: TYesNo

Value:	Mnemonic:	Description:
1	Yes	Yes
2	No	No

- Don't Know
- Refuse
- Empty

- On Input
- On Output

Array:

Skip Instructions: 1: Goto MCPREMA

2,DK,RF: Goto MCHMOPLA

Instrument SAS Name: MCCHOICA

Destination Data Set: EHIM

Sponsor Field Type: C

Report Section: 12A - Medicare

Date Implemented (YYYY-MM-DD): April 2017

MCHMOPLA

Field

BlkSect12A.BlkMedicare_inv.MCHMOPLA

Description: Still under a Medicare managed care arrangement, such as HMO

Form Pane Label: Still Medicare HMO

SAS Name: MCHMOPLA

Tag Name: MCHMOPLA

Inherited Universe:

Universe: MCCHOICA = No {2} or MCCHOICA = NONRESPONSE

Universe Description: No, not still in a Medicare Advantage plan

Question Text: ^Arels ^YouName ^MCHMOPLA_STILL a Medicare managed care arrangement, such as an HMO, that is, a Health Maintenance Organization? (With an HMO, you must generally receive care from HMO doctors, otherwise the expense is not covered unless you were referred by the HMO or there was a medical emergency.)

[^MCHMOPLA_HMO](#)

Fills: Arels

Instructions: IF RESPLINE = MEMBNO then fill "are"
ELSE fill "is"

Fills: YouName

Instructions: If RESPLINE = MEMBNO then fill "you"
Else fill ^Name

Fills: Name

Instructions: Fill Name

Fills: MCHMOPLA_STILL

Instructions: IF I_MCHMOPLN = 1 then fill "still under"
ELSE fill "under"

Fills: MCHMOPLA_HMO

Instructions: IF I_MCHMOPLN = 1 then fill ' * Enter 'Yes' if the member changed to a different Medicare HMO plan."
Else leave blank

Type: Enumerated

Length: 1

Answer List: TYesNo

Value:	Mnemonic:	Description:
1	Yes	Yes
2	No	No

- Don't Know
- Refuse
- Empty

- On Input
- On Output

Array:

Skip Instructions: 1: Goto MCPREMA

2,DK,RF: Goto MCPARTDA

Instrument SAS Name: MCHMOPLA

Destination Data Set: EHIM

Sponsor Field Type: C

Report Section: 12A - Medicare

Date Implemented (YYYY-MM-DD): April 2017

MCPREMA

Field

BlkSect12A.BlkMedicare_inv.MCPREMA

Description: Still pay a premium for Medicare Advantage/Medicare HMO plan?

Form Pane Label: Still Pay Premium

SAS Name: MCPREMA

Tag Name: MCPREMA

Inherited Universe:

Universe: (MCCHOICA = Yes {1}) OR (MCHMOPLA = Yes {1})

Universe Description: (Yes still in a Medicare Advantage plan) or
(Yes, under a Medicare managed care arrangement)

Question Text: Besides ^YourNames Medicare Part B payment, ^Arels ^YouName
^MCPREMA_still paying a premium for ^Yourhisher ^MCPREMA_advhmo plan
(Part C)?

Fills: YourNames

Instructions: If RESPLINE = MEMBNO then fill "your"
Else fill ^Name's

Fills: Name

Instructions: Fill Name

Fills: Arels

Instructions: IF RESPLINE = MEMBNO then fill "are"
ELSE fill "is"

Fills: YouName

Instructions: If RESPLINE = MEMBNO then fill "you"
Else fill ^Name

Fills: Name

Instructions: Fill Name

Fills: MCPREMA_still

Instructions: If 8500.MCPREM = 1 then fill "still"
Else leave blank

Fills: Yourhisher

Instructions: If RESPLINE = MEMBNO then fill "your"

Elseif SEX[MEMBNO] = 2 then fill "her"
Else fill "his"

Fills: MCPREMA_advhmo

Instructions: **If MCCHOICA = Yes {1} then fill "Medicare Advantage"**
Else fill "Medicare HMO"

Type: Enumerated
Length: 1

Answer List: TYesNo

Value:	Mnemonic:	Description:
1	Yes	Yes
2	No	No

- Don't Know
- Refuse
- Empty

- On Input
- On Output

Array:

Skip Instructions: 1: Goto MCPRPTCA

2,DK,RF: Goto MCRXINCL

Instrument SAS Name: MCPREMA

Destination Data Set: EHIM

Sponsor Field Type: C

Report Section: 12A - Medicare

Date Implemented (YYYY-MM-DD): April 2017

M CPRPTCA

Field

BlkSect12A.BlkMedicare_inv.M CPRPTCA

Description: What is the monthly premium for Medicare Advantage/Medicare HMO plan?

Form Pane Label: Monthly Premium

SAS Name: M CPRPTCA

Tag Name: M CPRPTCA

Inherited Universe:

Universe: MCPREMA = Yes {1}

Universe Description: Yes, still paying a premium

Question Text: What is ^YourNames monthly premium for ^Yourhisher ^MCPREMA_advhmo plan (Part C)?

Fills: YourNames

Instructions: If RESPLINE = MEMBNO then fill "your"
Else fill ^Name's

Fills: Name

Instructions: Fill Name

Fills: Yourhisher

Instructions: If RESPLINE = MEMBNO then fill "your"
Elseif SEX[MEMBNO] = 2 then fill "her"
Else fill "his"

Fills: MCPREMA_advhmo

Instructions: If MCCHOICA = Yes {1} then fill "Medicare Advantage"
Else fill "Medicare HMO"

Type: Integer

Length: 7

Min: 1

Max: 999999

- Don't Know
- Refuse
- Empty

On Input
 On Output

Store Instructions: IF M CPRPTCA is in range or NONRESPONSE then set M CPR_TCA = EMPTY

Array:

Special Instructions: Display a \$ and comma in the entry field

Skip Instructions: IF ENTRY < 5 or entry > 1080 then goto ERR1_M CPRPTCA

ELSE goto M CRXINCL

Instrument SAS Name: M CPRPTCA

Destination Data Set: EHIM

Sponsor Field Type: N

Report Section: 12A - Medicare

Date Implemented (YYYY-MM-DD): April 2017

ERR1_MCPRTCA

Check

BlkSect12A.BlkMedicare_inv.ERR1_MCPRTCA

Description: Out of Range Check

Inherited Universe:

Universe: (MCPRTCA < 5 or MCPRTCA > 1080) AND MCPRTCA = RESPONSE

Universe Description:

Text: * THE AMOUNT ENTERED IS UNUSUALLY HIGH OR LOW

PLEASE VERIFY AND IF CORRECT, ENTER ITEM LEVEL NOTE

Check Instructions: IF suppressed then set MCPRTCA = 'A1'

Type: Soft

Skip Instructions: Suppress: Goto MCRXINCL

All others, go back to MCPRTCA

Field

MCRXINCL

BlkSect12A.BlkMedicare_inv.MCRXINCL

Description: Prescription drug coverage included?

Form Pane Label: Include Drug Coverage

SAS Name: MCRXINCL

Tag Name: MCRXINCL

Inherited Universe:

Universe: MCCHOICA = Yes {1} OR MCHMOPLA = Yes {1}

Universe Description: Yes, still enrolled in Medicare Advantage or Medicare HMO

Question Text: Is prescription drug coverage ^MCRXINPC_still in ^YourNames
^MCPREMA_advhmo plan (Part C)?

Fills: MCRXINPC_still

Instructions: IF I_MCRXINPC = 1 then fill "still included"
ELSE fill 'included'

Fills: YourNames

Instructions: If RESPLINE = MEMBNO then fill "your"
Else fill ^Name's

Fills: Name

Instructions: Fill Name

Fills: MCPREMA_advhmo

Instructions: If MCCHOICA = Yes {1} then fill "Medicare Advantage"
Else fill "Medicare HMO"

Type: Enumerated

Length: 1

Answer List: TYesNo

Value:	Mnemonic:	Description:
1	Yes	Yes
2	No	No

Don't Know

Refuse
 Empty

On Input
 On Output

Array:

Skip Instructions: 1,DK,RF: Goto MDCRSTLL for next person with HIC_STAT = 1
If no other active records then exit Medicare
inventory block and goto next appropriate block

2: Goto MCPARTDA

Instrument SAS Name: MCRXINCL

Destination Data Set: EHIM

Sponsor Field Type: C

Report Section: 12A - Medicare

Field

MCPARTDA

BlkSect12A.BlkMedicare_inv.MCPARTDA

Description: Still enrolled in Medicare Part D?

Form Pane Label: Still in Part D

SAS Name: MCPARTDA

Tag Name: MCPARTDA

Inherited Universe:

Universe: MCRXINCL = No {2} OR MCHMOPLA = No {2} OR MCHMOPLA = NONRESPONSE

Universe Description: Prescription drug coverage not included with Medicare Advantage Plan or not a medicare advantage/HMO plan

Question Text: ^Arels ^YouName ^MCPARTDA_still in Medicare Part D, also known as the Medicare Prescription Drug Plan?

• Enter 'Yes' if the member changed to a different Medicare Part D plan.

Fills: Arels

Instructions: IF RESPLINE = MEMBNO then fill "are"
ELSE fill "is"

Fills: YouName

Instructions: If RESPLINE = MEMBNO then fill "you"
Else fill ^Name

Fills: Name

Instructions: Fill Name

Fills: MCPARTDA_still

Instructions: If I_MCPARTD = 1 then fill "still enrolled"
Else fill "enrolled"

Type: Enumerated

Length: 1

Answer List: TYesNo

Value:	Mnemonic:	Description:
1	Yes	Yes
2	No	No

Don't Know
 Refuse
 Empty

On Input
 On Output

Array:

Skip Instructions: 1: Goto MCPRTDA

2,DK,RF: Goto MDCRSTLL for next person with HIC_STAT = 1
If no other active records then exit Medicare
inventory block and goto next appropriate block

Instrument SAS Name: MCPARTDA

Destination Data Set: EHIM

Sponsor Field Type: C

Report Section: 12A - Medicare

Date Implemented (YYYY-MM-DD): April 2017

Field

M CPRPTDA

BlkSect12A.BlkMedicare_inv.M CPRPTDA

Description: What is the monthly premium for Medicare Part D prescription drug plan?

Form Pane Label: Monthly Premium

SAS Name: M CPRPTDA

Tag Name: M CPRPTDA

Inherited Universe:

Universe: M CPARTDA = Yes {1}

Universe Description: Yes, still in Medicare Part D

Question Text: What is ^YourNames monthly premium for ^Yourhisher Medicare Part D prescription drug plan?

Fills: YourNames

Instructions: If RESPLINE = MEMBNO then fill "your"
Else fill ^Name's

Fills: Name

Instructions: Fill Name

Fills: Yourhisher

Instructions: If RESPLINE = MEMBNO then fill "your"
Elseif SEX[MEMBNO] = 2 then fill "her"
Else fill "his"

Type: Integer

Length: 7

Min: 1

Max: 999999

Don't Know

Refuse

Empty

On Input

On Output

Store Instructions: IF M CPRPTDA is in range or NONRESPONSE then set M CPR_TDA = EMPTY

Array:

Special Instructions: Display a \$ and comma in the entry field

Skip Instructions: IF ENTRY < 5 or entry > 100 then goto ERR1_MCPRTDA

ELSE goto MDCRSTLL for next person with HIC_STAT = 1
If no other active records then exit Medicare
inventory block and goto next appropriate block

Instrument SAS Name: MCPRTDA

Destination Data Set: EHIM

Sponsor Field Type: N

Report Section: 12A - Medicare

Date Implemented (YYYY-MM-DD): April 2017

Check

ERR1_MCPRTDA

BlkSect12A.BlkMedicare_inv.ERR1_MCPRTDA

Description: Out of Range Check

Inherited Universe:

Universe: (MCPRTDA < 5 or MCPRTDA > 100) AND MCPRTDA = RESPONSE

Universe Description:

Text: * THE AMOUNT ENTERED IS UNUSUALLY HIGH OR LOW

PLEASE VERIFY AND IF CORRECT, ENTER ITEM LEVEL NOTE

Check Instructions: IF suppressed then set MCPR_TDA = 'A1'

Type: Soft

Skip Instructions: Suppress: Goto MDCRSTLL for next person with HIC_STAT = 1
If no other active records then exit Medicare
inventory block and goto next appropriate block

All others, go back to MCPRTDA

MEMBNO

Field

BlkSect12A.BlkMedicare_inv.MEMBNO

Description: Member line number

Form Pane Label:

SAS Name: MEMBNO

Tag Name:

Inherited Universe:

Universe:

Universe Description:

Question Text:

Type: Integer

Length: 2

Min: 1

Max: 30

- Don't Know
- Refuse
- Empty

- On Input
- On Output

Array:

Special Instructions: Set MEMBNO equal to 8500.MEMBNO

Instrument SAS Name: MEMBNO

Sponsor Field Type: N

Report Section: 12A - Medicare

Date Implemented (YYYY-MM-DD): April 2017

Field

M CPR_TCA
BlkSect12A.BlkMedicare_inv.M CPR_TCA

Description: Range edit flag for M CPRPTCA

Form Pane Label:

SAS Name: M CPR_TCA

Tag Name:

Inherited Universe:

Universe:

Universe Description:

Question Text:

Type: String

Length: 2

- Don't Know
- Refuse
- Empty

- On Input
- On Output

Array:

Special Instructions: NOTE: See ERR1_M CPRPTCA for how to set this field

Valid Values: A1 = Range edit failed
(ERR1 check was suppressed)

Blank = Range edit passed

Instrument SAS Name: M CPR_TCA

Destination Data Set: EHIM

Sponsor Field Type: C

Report Section: 12A - Medicare

Date Implemented (YYYY-MM-DD): April 2017

Sponsor Edits: FLAG

Field

M CPR_TDA
BlkSect12A.BlkMedicare_inv.M CPR_TDA

Description: Range edit flag for M CPRPTDA

Form Pane Label:

SAS Name: M CPR_TDA

Tag Name:

Inherited Universe:

Universe:

Universe Description:

Question Text:

Type: String

Length: 2

- Don't Know
- Refuse
- Empty

- On Input
- On Output

Array:

Special Instructions: NOTE: See ERR1_M CPRPTDA for how to set this field

Valid Values: A1 = Range edit failed
(ERR1 check was suppressed)

Blank = Range edit passed

Instrument SAS Name: M CPR_TDA

Destination Data Set: EHIM

Sponsor Field Type: C

Report Section: 12A - Medicare

Date Implemented (YYYY-MM-DD): April 2017

Sponsor Edits: FLAG

Field

MATCHID

BlkSect12A.BlkMedicare_inv.MATCHID

Description: Policy Match ID - Output Only Field

Form Pane Label:

SAS Name:

Tag Name:

Inherited Universe:

Universe:

Universe Description:

Question Text:

Type: Integer

Length: 2

Min: 1

Max: 99

- Don't Know
- Refuse
- Empty

- On Input
- On Output

Store Instructions: Set = 850018.MATCHID

Array:

Special Instructions: Valid Values: 1-99

Instrument SAS Name: MATCHID

Report Section: 12A - Medicare

Date Implemented (YYYY-MM-DD): April 2017

BlkMedicaid_Inv

Block

BlkSect12A.BlkMedicaid_Inv

Description: Medicaid/CHIP/IHS inventory block

Tab Name:

Fly Over Name:

Universe Type: If

Inherited Universe:

Universe: InvTdata.Inv12Medicaid.MEDICAID = 1 OR InvTdata.Inv12Medicaid.CHIP = 1 OR
InvTdata.Inv12Medicaid.IHS = 1

Universe Description:

Array:

- Block Instructions:**
1. Section Label: Section 12, Part A - Medicaid, CHIP, and IHS Inventory
 2. Data from then SCIF is stored into the InvTdata block in the setup specifications.

Field

MDCDSTLL

BlkSect12A.BlkMedicaid_Inv.MDCDSTLL

Description: Still enrolled in Medicaid?

Form Pane Label: Still Enrolled

SAS Name: MDCDSTLL

Tag Name: MDCDSTLL

Inherited Universe:

Universe: InvTdata.Inv12Medicaid.MEDICAID = 1

Universe Description:

Question Text: ^Areis_CU_C ^YOU_YRCU still covered by Medicaid^MDCDSTfill?

Fills: YOU_YRCU

Instructions: IF NUMHOUSE = 1 then fill "you"
ELSE fill "your household"

Fills: Areis_CU_C

Instructions: IF NUMHOUSE = 1 then fill "Are"
ELSE fill "Is"

Fills: MDCDSTfill

Instructions: IF STATE = 'AZ' then fill "/Arizona Health Care Cost Containment System"
IF STATE = 'CA' then fill "/Medi-Cal"
IF STATE = 'KY' then fill "/KY Health Choices"
IF STATE = 'ME' then fill "/MaineCare"
IF STATE = 'MA' then fill "/MassHealth"
IF STATE = 'MO' then fill "/MO HealthNet"
IF STATE = 'OK' then fill "/SoonerCare"
IF STATE = 'OR' then fill "/OR Health Plan"
IF STATE = 'TN' then fill "/TennCare"
IF STATE = 'WY' then fill "/EqualityCare"
IF STATE = 'CT', 'DC', 'HI', 'MD', 'MN', 'PA', 'RI' or 'SD' then fill "/Medical Assistance"

Type: Enumerated

Length: 1

Answer List: TYesNo

Value: **Mnemonic:** **Description:**

1	Yes	Yes
2	No	No

- Don't Know
- Refuse
- Empty

- On Input
- On Output

Array:

Skip Instructions: 1: Goto MEDPREMA

2,DK,RF: IF InvTdata.Inv12Medicaid.CHIP = 1 then goto CHIPSTLL
ELSEIF InvTdata.Inv12Medicaid.IHS = 1 then goto IHSSTLL
ELSE exit Medicaid/CHIP/IHS block and goto
next appropriate block

Instrument SAS Name: MDCDSTLL

Destination Data Set: EHHD

Sponsor Field Type: C

Report Section: 12A - Medicaid

Date Implemented (YYYY-MM-DD): April 2017

Field

MEDPREMA
BlkSect12A.BlkMedicaid_Inv.MEDPREMA

Description: Pay premium for Medicaid plan?

Form Pane Label: Still Medicaid

SAS Name: MEDPREMA

Tag Name: MEDPREMA

Inherited Universe:

Universe: MDCDSTLL = Yes {1}

Universe Description: Still covered by Medicaid

Question Text: ^MEDPREMA_fill ^YOU_ANYMEM ^MEDPREMA_still a premium for your Medicaid plan?

Fills: MEDPREMA_fill

Instructions: If InvTdata.Inv12Medicaid.MEDPREM = 1 then fill 'Do'
Else fill 'A health insurance premium is the amount you or a family member pays each month for healthcare coverage. Do'

Fills: YOU_ANYMEM

Instructions: IF NUMHOUSE = 1 then fill "you"
ELSE fill "you or any members of your household"

Fills: MEDPREMA_still

Instructions: If InvTdata.Inv12Medicaid.MEDPREM = 1 then fill "still pay"
Else fill "pay"

Type: Enumerated

Length: 1

Answer List: TYesNo

Value:	Mnemonic:	Description:
1	Yes	Yes
2	No	No

- Don't Know
- Refuse
- Empty

On Input
 On Output

Array:

Skip Instructions: 1: Goto MDCDPRXA

2,DK,RF: IF InvTdata.Inv12Medicaid.CHIP = 1 then goto CHIPSTLL
ELSEIF InvTdata.Inv12Medicaid.IHS = 1 then goto IHSSTLL
ELSE exit Medicaid/CHIP/IHS block and goto
next appropriate block

Instrument SAS Name: MEDPREMA

Destination Data Set: EHHD

Sponsor Field Type: C

Report Section: 12A - Medicaid

Date Implemented (YYYY-MM-DD): April 2017

Field

MDCDPRXA

BlkSect12A.BlkMedicaid_Inv.MDCDPRXA

Description: What is the monthly premium for this Medicaid plan?

Form Pane Label: Monthly Premium

SAS Name: MDCDPRXA

Tag Name: MDCDPRXA

Inherited Universe:

Universe: MEDPREMA = Yes {1}

Universe Description: Yes, still pay a premium for your Medicaid plan

Question Text: What is the monthly premium for this Medicaid plan?

Type: Integer

Length: 7

Min: 1

Max: 999999

Don't Know

Refuse

Empty

On Input

On Output

Store Instructions: IF MDCDPRXA is in range or NONRESPONSE then set MDCD_RXA = EMPTY

Array:

Special Instructions: Display a \$ and comma in the entry field

Skip Instructions: IF MDCDPRXA > 100 then goto ERR1_MDCDPRXA

ELSEIF InvTdata.Inv12Medicaid.CHIP = 1 then goto CHIPSTLL

ELSEIF InvTdata.Inv12Medicaid.IHS = 1 then goto IHSSTLL

ELSE exit Medicaid/CHIP/IHS block and goto next appropriate block

Instrument SAS Name: MDCDPRXA

Destination Data Set: EHHD

Sponsor Field Type: N

Report Section: 12A - Medicaid

Date Implemented (YYYY-MM-DD): April 2017

Check

ERR1_MDCDPRXA

BlkSect12A.BlkMedicaid_Inv.ERR1_MDCDPRXA

Description: Out of Range Check

Inherited Universe:

Universe: MDCDPRXA > 100 AND MDCDPRXA = RESPONSE

Universe Description:

Text: * THE AMOUNT ENTERED IS UNUSUALLY HIGH OR LOW

PLEASE VERIFY AND IF CORRECT, ENTER ITEM LEVEL NOTE

Check Instructions: IF suppressed then set MDCD_RXA = 'A1'

Type: Soft

Skip Instructions: Suppress: IF InvTdata.Inv12Medicaid.CHIP = 1 then goto CHIPSTLL
ELSEIF InvTdata.Inv12Medicaid.IHS = 1 then goto IHSSTLL
ELSE exit Medicaid/CHIP/IHS block and goto next
appropriate block

All others, go back to MDCDPRXA

CHIPSTLL

Field

BlkSect12A.BlkMedicaid_Inv.CHIPSTLL

Description: Still covered by Children's Health Insurance Program (CHIP)

Form Pane Label: Still CHIP

SAS Name: CHIPSTLL

Tag Name: CHIPSTLL

Inherited Universe:

Universe: InvTdata.Inv12Medicaid.CHIP = 1

Universe Description:

Question Text: ^Areis_CU_C ^YOU_YRCU still covered by the Children's Health Insurance Program (CHIP)^ST_CHIP?

Fills: ST_CHIP

Instructions: IF STATE = 'AL' then fill "/ALL Kids program"
ELSEIF STATE = 'AK' then fill "/Denali Kidcare"
ELSEIF STATE = 'AZ' then fill "/KidsCare Program"
ELSEIF STATE = 'AR' then fill "/ARKids First-B"
ELSEIF STATE = 'CA' then fill "/Healthy Families Program"
ELSEIF STATE = 'CO' then fill "/Child Health Plan Plus (CHP+ program)"
ELSEIF STATE = 'CT' then fill "/HUSKY Part B"
ELSEIF STATE = 'DE' then fill "/Delaware Healthy Children Program"
ELSEIF STATE = 'FL' then fill "/Florida KidCare/MediKids/Healthy Kids/Title XXI Children's Medical Services Network"
ELSEIF STATE = 'GA' then fill "/PeachCare for Kids"
ELSEIF STATE = 'HI' then fill "/QUEST Expanded Access (QExA)"
ELSEIF STATE = 'ID' then fill "/Access card"
ELSEIF STATE = 'IL' then fill "/All Kids"
ELSEIF STATE = 'IA' then fill "/Healthy and Well Kids in Iowa (hawk-i) program"
ELSEIF STATE = 'KS' then fill "/Healthwave"
ELSEIF STATE = 'KY' then fill "/KCHIP (Kentucky Children's Health Insurance Program)/Family Choices"
ELSEIF STATE = 'LA' then fill "/LaCHIP program"
ELSEIF STATE = 'ME' then fill "/CubCare"
ELSEIF STATE = 'MD' then fill "/Maryland Children's Health Program (MCHP)"
ELSEIF STATE = 'MI' then fill "/MICHild program"
ELSEIF STATE = 'MO' then fill "/MO HealthNet for Kids/Healthy Children and Youth"
ELSEIF STATE = 'NE' then fill "/Kids Connection program"
ELSEIF STATE = 'NV' then fill "/Nevada Check Up Program"
ELSEIF STATE = 'NH' then fill "/Children's Medicaid"

ELSEIF STATE = 'NM' then fill "/SALUD!/Medical Assistance"
ELSEIF STATE = 'NY' then fill "/Child Health Plus (CHPlus) program"
ELSEIF STATE = 'NC' then fill "/North Carolina Health Choice for Children (NCHC)"
ELSEIF STATE = 'ND' then fill "/Healthy Steps program"
ELSEIF STATE = 'OR' then fill "/Healthy KidsConnect"
ELSEIF STATE = 'SC' then fill "/Partners for Healthy Children/SC Healthy Connection Kids"
ELSEIF STATE = 'SD' then fill "/Children's Health Insurance Program"
ELSEIF STATE = 'TN' then fill "/CoverKids program"
ELSEIF STATE = 'TX' then fill "/CHIP Prenatal"
ELSEIF STATE = 'VT' then fill "/Dr. Dynasaur"
ELSEIF STATE = 'VA' then fill "/Title XXI Waiver"
ELSEIF STATE = 'WA' then fill "/Premium-Based Apple for Kids"
ELSEIF STATE = 'WV' then fill "/WVCHIP"
ELSEIF STATE = 'WI' then fill "/Katie Beckett"
ELSEIF STATE = 'WY' then fill "/KidCare CHIP program"
ELSE leave blank

Fills: Areis_CU_C

Instructions: **IF NUMHOUSE = 1 then fill "Are"**
ELSE fill "Is"

Fills: YOU_YRCU

Instructions: **IF NUMHOUSE = 1 then fill "you"**
ELSE fill "your household"

Type: Enumerated

Length: 1

Answer List: TYesNo

Value:	Mnemonic:	Description:
1	Yes	Yes
2	No	No

- Don't Know
- Refuse
- Empty

- On Input
- On Output

Array:

Skip Instructions: 1: Goto CHIPRMA

2,DK,RF: IF InvTdata.Inv12Medicaid.IHS = 1 then goto IHSSTLL
ELSE exit Medicaid/CHIP/IHS block and goto
next appropriate block

Instrument SAS Name: CHIPSTLL

Destination Data Set: EHHD

Sponsor Field Type: C

Report Section: 12A - Medicaid

Date Implemented (YYYY-MM-DD): April 2017

Field

CHIPRMA
BlkSect12A.BlkMedicaid_Inv.CHIPRMA

Description: Pay premium for Medicaid plan?

Form Pane Label: Pay Premium CHIP

SAS Name: CHIPRMA

Tag Name: CHIPRMA

Inherited Universe:

Universe: CHIPSTLL = Yes {1}

Universe Description: Yes, still covered by the Children's Health Insurance Program

Question Text: ^CHIPRMA_fill ^YOU_ANYMEM ^CHIPRMA_still a premium for your
CHIP^ST_CHIP plan?

Fills: CHIPRMA_fill

Instructions: If InvTdata.Inv12Medicaid.STRFPRM1 = 1 then fill 'Do'
Else fill 'A health insurance premium is the amount you or a family member
pays each month for healthcare coverage. Do'

Fills: YOU_ANYMEM

Instructions: IF NUMHOUSE = 1 then fill "you"
ELSE fill "you or any members of your household"

Fills: CHIPRMA_still

Instructions: If InvTdata.Inv12Medicaid.STRFPRM1 = 1 then fill 'still pay'
Else fill 'pay'

Fills: ST_CHIP

Instructions: IF STATE = 'AL' then fill "/ALL Kids program"
ELSEIF STATE = 'AK' then fill "/Denali Kidcare"
ELSEIF STATE = 'AZ' then fill "/KidsCare Program"
ELSEIF STATE = 'AR' then fill "/ARKids First-B"
ELSEIF STATE = 'CA' then fill "/Healthy Families Program"
ELSEIF STATE = 'CO' then fill "/Child Health Plan Plus (CHP+ program)"
ELSEIF STATE = 'CT' then fill "/HUSKY Part B"
ELSEIF STATE = 'DE' then fill "/Delaware Healthy Children Program"
ELSEIF STATE = 'FL' then fill "/Florida KidCare/MediKids/Healthy Kids/Title XXI
Children's Medical Services Network"
ELSEIF STATE = 'GA' then fill "/PeachCare for Kids"
ELSEIF STATE = 'HI' then fill "/QUEST Expanded Access (QExA)"
ELSEIF STATE = 'ID' then fill "/Access card"

ELSEIF STATE = ' IL' then fill "/All Kids"
 ELSEIF STATE = 'IA' then fill "/Healthy and Well Kids in Iowa (hawk-i) program"
 ELSEIF STATE = 'KS' then fill "/Healthwave"
 ELSEIF STATE = 'KY' then fill "/KCHIP (Kentucky Children's Health Insurance Program)/Family Choices"
 ELSEIF STATE = 'LA' then fill "/LaCHIP program"
 ELSEIF STATE = 'ME' then fill "/CubCare"
 ELSEIF STATE = 'MD' then fill "/Maryland Children's Health Program (MCHP)"
 ELSEIF STATE = 'MI' then fill "/MIChild program"
 ELSEIF STATE = 'MO' then fill "/MO HealthNet for Kids/Healthy Children and Youth"
 ELSEIF STATE = 'NE' then fill "/Kids Connection program"
 ELSEIF STATE = 'NV' then fill "/Nevada Check Up Program"
 ELSEIF STATE = 'NH' then fill "/Children's Medicaid"
 ELSEIF STATE = 'NM' then fill "/SALUD!/Medical Assistance"
 ELSEIF STATE = 'NY' then fill "/Child Health Plus (CHPlus) program"
 ELSEIF STATE = 'NC' then fill "/North Carolina Health Choice for Children (NCHC)"
 ELSEIF STATE = 'ND' then fill "/Healthy Steps program"
 ELSEIF STATE = 'OR' then fill "/Healthy KidsConnect"
 ELSEIF STATE = 'SC' then fill "/Partners for Healthy Children/SC Healthy Connection Kids"
 ELSEIF STATE = 'SD' then fill "/Children's Health Insurance Program"
 ELSEIF STATE = 'TN' then fill "/CoverKids program"
 ELSEIF STATE = 'TX' then fill "/CHIP Prenatal"
 ELSEIF STATE = 'VT' then fill "/Dr. Dynasaur"
 ELSEIF STATE = 'VA' then fill "/Title XXI Waiver"
 ELSEIF STATE = 'WA' then fill "/Premium-Based Apple for Kids"
 ELSEIF STATE = 'WV' then fill "/WVCHIP"
 ELSEIF STATE = 'WI' then fill "/Katie Beckett"
 ELSEIF STATE = 'WY' then fill "/KidCare CHIP program"
 ELSE leave blank

Type: Enumerated
Length: 1

Answer List: TYesNo

Value:	Mnemonic:	Description:
1	Yes	Yes
2	No	No

- Don't Know
- Refuse
- Empty

On Input
 On Output

Array:

Skip Instructions: 1: Goto CHIPPRXA

2,DK,RF: IF InvTdata.Inv12Medicaid.IHS = 1 then goto IHSSTLL
ELSE exit Medicaid/CHIP/IHS block and goto
next appropriate block

Instrument SAS Name: CHIPRMA

Destination Data Set: EHHD

Sponsor Field Type: C

Report Section: 12A - Medicaid

Date Implemented (YYYY-MM-DD): April 2017

CHIPPRXA

Field

BlkSect12A.BlkMedicaid_Inv.CHIPPRXA

Description: What is the monthly premium for this CHIP plan?

Form Pane Label: Monthly Premium

SAS Name: CHIPPRXA

Tag Name: CHIPPRXA

Inherited Universe:

Universe: CHIPRMA = Yes {1}

Universe Description: Yes, still pay a premium for your CHIP

Question Text: What is the monthly premium for this CHIP^ST_CHIP plan?

Fills: ST_CHIP

Instructions: IF STATE = 'AL' then fill "/ALL Kids program"

ELSEIF STATE = 'AK' then fill "/Denali Kidcare"

ELSEIF STATE = 'AZ' then fill "/KidsCare Program"

ELSEIF STATE = 'AR' then fill "/ARKids First-B"

ELSEIF STATE = 'CA' then fill "/Healthy Families Program"

ELSEIF STATE = 'CO' then fill "/Child Health Plan Plus (CHP+ program)"

ELSEIF STATE = 'CT' then fill "/HUSKY Part B"

ELSEIF STATE = 'DE' then fill "/Delaware Healthy Children Program"

ELSEIF STATE = 'FL' then fill "/Florida KidCare/MediKids/Healthy Kids/Title XXI
Children's Medical Services Network"

ELSEIF STATE = 'GA' then fill "/PeachCare for Kids"

ELSEIF STATE = 'HI' then fill "/QUEST Expanded Access (QExA)"

ELSEIF STATE = 'ID' then fill "/Access card"

ELSEIF STATE = 'IL' then fill "/All Kids"

ELSEIF STATE = 'IA' then fill "/Healthy and Well Kids in Iowa (hawk-i) program"

ELSEIF STATE = 'KS' then fill "/Healthwave"

ELSEIF STATE = 'KY' then fill "/KCHIP (Kentucky Children's Health Insurance
Program)/Family Choices"

ELSEIF STATE = 'LA' then fill "/LaCHIP program"

ELSEIF STATE = 'ME' then fill "/CubCare"

ELSEIF STATE = 'MD' then fill "/Maryland Children's Health Program (MCHP)"

ELSEIF STATE = 'MI' then fill "/MICHild program"

ELSEIF STATE = 'MO' then fill "/MO HealthNet for Kids/Healthy Children and
Youth"

ELSEIF STATE = 'NE' then fill "/Kids Connection program"

ELSEIF STATE = 'NV' then fill "/Nevada Check Up Program"

ELSEIF STATE = 'NH' then fill "/Children's Medicaid"

ELSEIF STATE = 'NM' then fill "/SALUD!/Medical Assistance"

```
ELSEIF STATE = 'NY' then fill "/Child Health Plus (CHPlus) program"  
ELSEIF STATE = 'NC' then fill "/North Carolina Health Choice for Children  
(NCHC)"  
ELSEIF STATE = 'ND' then fill "/Healthy Steps program"  
ELSEIF STATE = 'OR' then fill "/Healthy KidsConnect"  
ELSEIF STATE = 'SC' then fill "/Partners for Healthy Children/SC Healthy  
Connection Kids"  
ELSEIF STATE = 'SD' then fill "/Children's Health Insurance Program"  
ELSEIF STATE = 'TN' then fill "/CoverKids program"  
ELSEIF STATE = 'TX' then fill "/CHIP Prenatal"  
ELSEIF STATE = 'VT' then fill "/Dr. Dynasaur"  
ELSEIF STATE = 'VA' then fill "/Title XXI Waiver"  
ELSEIF STATE = 'WA' then fill "/Premium-Based Apple for Kids"  
ELSEIF STATE = 'WV' then fill "/WVCHIP"  
ELSEIF STATE = 'WI' then fill "/Katie Beckett"  
ELSEIF STATE = 'WY' then fill "/KidCare CHIP program"  
ELSE leave blank
```

Type: Integer
Length: 7

Min: 1
Max: 999999

Don't Know
 Refuse
 Empty

On Input
 On Output

Store Instructions: IF CHIPPRXA is in range or NONRESPONSE then set CHIP_RXA = EMPTY

Array:

Special Instructions: Display a \$ and comma in the entry field

Skip Instructions: IF CHIPPRXA > 100 then goto ERR1_CHIPPRXA

ELSEIF InvTdata.Inv12Medicaid.IHS = 1 then goto IHSSTLL

ELSE exit Medicaid/CHIP/IHS block and goto next appropriate block

Instrument SAS Name: CHIPPRXA

Destination Data Set: EHHD

Sponsor Field Type: N

Report Section: 12A - Medicaid

Date Implemented (YYYY-MM-DD): April 2017

Check

ERR1_CHIPPRXA
BlkSect12A.BlkMedicaid_Inv.ERR1_CHIPPRXA

Description: Out of Range Check

Inherited Universe:

Universe: CHIPPRXA > 100 AND CHIPPRXA = RESPONSE

Universe Description:

Text: * THE AMOUNT ENTERED IS UNUSUALLY HIGH OR LOW

PLEASE VERIFY AND IF CORRECT, ENTER ITEM LEVEL NOTE

Check Instructions: IF suppressed then set CHIP_RXA = 'A1'

Type: Soft

Skip Instructions: Suppress: IF InvTdata.Inv12Medicaid.IHS = 1 then goto IHSSTLL
ELSE exit Medicaid/CHIP/IHS block and goto next appropriate block

All others, go back to CHIPPRXA

IHSSTLL

Field

BlkSect12A.BlkMedicaid_Inv.IHSSTLL

Description: Still covered by Indian Health Service (IHS)?

Form Pane Label: Still IHS

SAS Name: IHSSTLL

Tag Name: IHSSTLL

Inherited Universe:

Universe: InvTdata.Inv12Medicaid.IHS = 1

Universe Description:

Question Text: ^Areis_CU_C ^YOU_YRCU still covered by the Indian Health Service (IHS)?

Fills: Areis_CU_C

Instructions: IF NUMHOUSE = 1 then fill "Are"
ELSE fill "Is"

Fills: YOU_YRCU

Instructions: IF NUMHOUSE = 1 then fill "you"
ELSE fill "your household"

Type: Enumerated

Length: 1

Answer List: TYesNo

Value:	Mnemonic:	Description:
1	Yes	Yes
2	No	No

- Don't Know
- Refuse
- Empty

- On Input
- On Output

Array:

Skip Instructions: Exit Medicaid/CHIP/IHS block and goto next appropriate block

Instrument SAS Name: IHSSTLL

Destination Data Set: EHHD

Sponsor Field Type: C

Report Section: 12A - Medicaid

Date Implemented (YYYY-MM-DD): April 2017

MDCD_RXA

Field

BlkSect12A.BlkMedicaid_Inv.MDCD_RXA

Description: Range edit flag for MDCDPRXA

Form Pane Label:

SAS Name: MDCD_RXA

Tag Name:

Inherited Universe:

Universe:

Universe Description:

Question Text:

Type: String

Length: 2

Don't Know

Refuse

Empty

On Input

On Output

Array:

Special Instructions: NOTE: See ERR1_MDCDPRXA for how to set this field

Valid Values: A1 = Range edit failed
(ERR1 check was suppressed)

Blank = Range edit passed

Instrument SAS Name: MDCD_RXA

Destination Data Set: EHHD

Sponsor Field Type: C

Report Section: 12A - Medicaid

Date Implemented (YYYY-MM-DD): April 2017

Sponsor Edits: FLAG

CHIP_RXA

Field

BlkSect12A.BlkMedicaid_Inv.CHIP_RXA

Description: Range edit flag for CHIPPRXA

Form Pane Label:

SAS Name: CHIP_RXA

Tag Name:

Inherited Universe:

Universe:

Universe Description:

Question Text:

Type: String

Length: 2

Don't Know

Refuse

Empty

On Input

On Output

Array:

Special Instructions: NOTE: See ERR1_CHIPPRXA for how to set this field

Valid Values: A1 = Range edit failed
(ERR1 check was suppressed)

Blank = Range edit passed

Instrument SAS Name: CHIP_RXA

Destination Data Set: EHHD

Sponsor Field Type: C

Report Section: 12A - Medicaid

Date Implemented (YYYY-MM-DD): April 2017

Sponsor Edits: FLAG

BlkInv_Private

Block

BlkSect12A.BlkInv_Private

Description: Private insurance inventory

Tab Name:

Fly Over Name:

Universe Type: lf

Inherited Universe:

Universe: At least one policy on the SCIF with HIP_STAT = 1

Universe Description: At least on active policy on the SCIF

Array:

Block Instructions: 1. Max number of grid lines: 48

2. Section Label: Section 12, Part A - Private Insurance Inventory

3. Store data from SCIF

(Data is stored into the InvTdata block in the setup specifications.)

I_HHIPRYOU := InvTdata.Inv12Private.I_HHIPRYOU

I_HHIRPMPD := InvTdata.Inv12Private.I_HHIRPMPD

HHIPDLIB := InvTdata.Inv12Private.HHIPDLIB

I_PLNMGD := InvTdata.Inv12Private.PLNMGD

HINSCMP := InvTdata.Inv12Private.HINSCMP

HIP_STAT := InvTdata.Inv12Private.HIP_STAT

MATCHID := InvTdata.Inv12Private.MATCHID

4. In the prechart and the form pane, gray out any previously discontinued plans.
(HIP_STAT = 3).

Field

HHIPDLIB
BlkSect12A.BlkInv_Private.HHIPDLIB

Description: Policy number (SHOW ONLY)

Form Pane Label: Policy #

SAS Name:

Tag Name:

Inherited Universe:

Universe:

Universe Description:

Question Text: ** SHOW VARIABLE **

Type: String

Length: 2

- Don't Know
- Refuse
- Empty

- On Input
- On Output

Array:

Special Instructions: NOTE: Policy Line number for 8500 policies

Valid Values: 1-99

Destination Data Set: EHIP

Sponsor Field Type: C

Report Section: 12A - Private

Date Implemented (YYYY-MM-DD): April 2017

PLNMGD

Field

BlkSect12A.BlkInv_Private.PLNMGD

Description: Type of insurance company (SHOW ONLY)

Form Pane Label: Type

SAS Name:

Tag Name:

Inherited Universe:

Universe:

Universe Description:

Question Text: ** SHOW Variable **

Type: String

Length: 15

- Don't Know
- Refuse
- Empty

- On Input
- On Output

Array:

Special Instructions: NOTE: Insurance Type from 8500 policies
IF 8500.PLNMGD = 1 then display "HMO/IPA"
IF 8500.PLNMGD = 2 then display "PPO/Fee-for-Ser"

Report Section: 12A - Private

Field

HINSCMP

BlkSect12A.BlkInv_Private.HINSCMP

Description: Name of the insurance company (SHOW ONLY)

Form Pane Label: Ins. Company

SAS Name:

Tag Name:

Inherited Universe:

Universe:

Universe Description:

Question Text: ** SHOW Variable **

Type: String

Length: 30

- Don't Know
- Refuse
- Empty

- On Input
- On Output

Array:

Special Instructions: NOTE: Insurance Company for 8500 policies

Report Section: 12A - Private

HHISTILL

Field

BlkSect12A.BlkInv_Private.HHISTILL

Description: Do you still have...?

Form Pane Label: Still Have

SAS Name: HHISTILL

Tag Name: HHISTILL

Inherited Universe:

Universe: S14A_INTRO = Continue {1} AND (8500.HIP_STAT = 1 for this record)

Universe Description: This is an "active" policy

Question Text: ^DoDoes_C ^YOU_YRCU still have your ^PLNMGD_fill from ^8500HINSCMP?

[Policy](#) | [Insurance](#) | [Insurance](#) | [Payroll](#) | [Time](#) | [Paid](#) | [Paid](#)
<#> | [Type](#) | [Company](#)
[Deduction](#) | [Period](#) | [Payment](#) | [Total](#) | [Non-CU](#)

Fills: DoDoes_C

Instructions: IF NUMHOUSE = 1 then fill "Do"
ELSE fill "Does"

Fills: YOU_YRCU

Instructions: IF NUMHOUSE = 1 then fill "you"
ELSE fill "your household"

Fills: PLNMGD_fill

Instructions: IF 8500.PLNMGD = 1 then fill "HMO (or IPA) policy"
ELSEIF 8500.PLNMGD = 2 then fill "fee for service (or PPO) policy"
ELSE fill "policy"

Fills: 8500HINSCMP

Instructions: Fill entry in 8500.HINSCMP

Type: Enumerated

Length: 1

Answer List: TYesNo

Value:	Mnemonic:	Description:
--------	-----------	--------------

1	Yes	Yes
2	No	No

- Don't Know
- Refuse
- Empty

- On Input
- On Output

Array:

Skip Instructions: IF 8500.HHIPRYOU = 2 then goto HHISTILL for the next active policy. If no more active policies, exit block and goto the next appropriate inventory block.

ELSE goto HHIANYPD

Instrument SAS Name: HHISTILL

Destination Data Set: EHIP

Sponsor Field Type: C

Report Section: 12A - Private

Date Implemented (YYYY-MM-DD): April 2017

HHIANYPD

Field

BlkSect12A.BlkInv_Private.HHIANYPD

Description: Were any payments made on this policy by CU?

Form Pane Label: Payments Made

SAS Name: HHIANYPD

Tag Name: HHIANYPD

Inherited Universe:

Universe: (HHISTILL = Yes {1} or HHISTILL = No {2} or HHISTILL = NONRESPONSE) AND (I_HHIPRYOU = Yes {1} or I_HHIPRYOU = DONTKNOW or I_HHIPRYOU = REFUSAL)

Universe Description:

Question Text: Since the first of ^REF_MONTH, have ^YOU_ANYMEM made any payments on this policy ^Hhianypd_fill?

Policy | Insurance | Insurance | Payroll | Time | Paid | Paid
| Type | Company
Deduction | Period | Payment | Total | Non-CU

Fills: REF_MONTH

Instructions: Set REF_MONTH = 3 months before the interview.

Calculated by taking the INTPER from record type 10 to come up with the base month to start from.

Fills: YOU_ANYMEM

Instructions: IF NUMHOUSE = 1 then fill "you"

ELSE fill "you or any members of your household"

Fills: Hhianypd_fill

Instructions: IF 8500.HHIPRDED = 1 then fill "including payroll deductions"

ELSE leave blank.

Type: Enumerated

Length: 1

Answer List: TYesNo

Value:	Mnemonic:	Description:
1	Yes	Yes

2	No	No
---	----	----

- Don't Know
- Refuse
- Empty

- On Input
- On Output

Array:

Special Instructions: IF HHIANYPD = No {2} or HHIANYPD = NONRESPONSE then
set HHIP_AMT = EMPTY
set HHIR_GXA = EMPTY

Skip Instructions: 1: IF I_HHIRPMPD = 1-9 then goto HHILSTTM
ELSE goto HHIRPMPA

2,DK,RF: Goto HHISTILL for the next active policy. If no
more active policies, exit block and goto the next
appropriate inventory block.

Instrument SAS Name: HHIANYPD

Destination Data Set: EHIP

Sponsor Field Type: C

Report Section: 12A - Private

Date Implemented (YYYY-MM-DD): April 2017

HHILSTTM

Field

BlkSect12A.BlkInv_Private.HHILSTTM

Description: Payments still made (periodicity)?

Form Pane Label: Verify Periodicity

SAS Name: HHILSTTM

Tag Name: HHILSTTM

Inherited Universe:

Universe: HHIANYPD = Yes {1} AND I_HHIRPMPD >= 1 AND I_HHIRPMPD <= 9

Universe Description:

Question Text: Last time, I recorded that payments are made ^PERIOD_Pli. Is this still correct?

[Policy](#) | [Insurance](#) | [Insurance](#) | [Payroll](#) | [Time](#) | [Paid](#) | [Paid](#)
<#> | [Type](#) | [Company](#)
[Deduction](#) | [Period](#) | [Payment](#) | [Total](#) | [Non-CU](#)

Fills: PERIOD_Pli

Instructions: If 8500.HHIRPMPD = 1 then fill "once a week"

Elseif 8500.HHIRPMPD = 2 then fill "once every 2 weeks"

Elseif 8500.HHIRPMPD = 3 then fill "twice a month"

Elseif 8500.HHIRPMPD = 4 then fill "once a month"

Elseif 8500.HHIRPMPD = 5 then fill "every 2 months"

Elseif 8500.HHIRPMPD = 6 then fill "every 3 months"

Elseif 8500.HHIRPMPD = 7 then fill "every 4 months"

Elseif 8500.HHIRPMPD = 8 then fill "every 6 months"

Elseif 8500.HHIRPMPD = 9 then fill "once a year"

Type: Enumerated

Length: 1

Answer List: TYesNo

Value:	Mnemonic:	Description:
1	Yes	Yes
2	No	No

- Don't Know
- Refuse

Empty

On Input

On Output

Array:

Skip Instructions: 1: Goto HHIREGXA

2,DK,RF: Goto HHIRPMPA

Instrument SAS Name: HHILSTTM

Destination Data Set: EHIP

Sponsor Field Type: C

Report Section: 12A - Private

Date Implemented (YYYY-MM-DD): April 2017

HHIRPMPA

Field

BlkSect12A.BlkInv_Private.HHIRPMPA

Description: How often were any payments made on this policy by CU?

Form Pane Label: How Often

SAS Name: HHIRPMPA

Tag Name: HHIRPMPA

Inherited Universe:

Universe: (HHIANYPD = Yes {1} and (I_HHIRPMPD = 10 or I_HHIRPMPD = DONTKNOW or I_HHIRPMPD = REFUSAL or I_HHIRPMPD = EMPTY)) OR HHILSTTM = No {2} OR HHILSTTM = NONRESPONSE

Universe Description:

Question Text: How often are payments made ^Hhianypd_fill?

[Policy](#) | [Insurance](#) | [Insurance](#) | [Payroll](#) | [Time](#) | [Paid](#) | [Paid](#)
<#> | [Type](#) | [Company](#)
[Deduction](#) | [Period](#) | [Payment](#) | [Total](#) | [Non-CU](#)

Fills: Hhianypd_fill

Instructions: IF 8500.HHIRPDED = 1 then fill "including payroll deductions"
 ELSE leave blank.

Type: Enumerated

Length: 2

Answer List: TPERIOD

Value:	Mnemonic:	Description:
1	Wkly	Once a week
2	Biwkly	Once every 2 weeks
3	TwcMonth	Twice a month
4	Mnthly	Once a month
5	Months	Every 2 months
6	Qtrly	Quarterly (every 3 months)
7	4Months	Once every 4 months
8	6Months	Twice a year (every 6 months)
9	Yrly	Once a year
10	Other	Other

Don't Know
 Refuse
 Empty

On Input
 On Output

Array:

Skip Instructions: 1-9: Goto HHIREGXA

10,DK,RF: Goto HHIPDAMT

Instrument SAS Name: HHIRPMPA

Destination Data Set: EHIP

Sponsor Field Type: C

Report Section: 12A - Private

Date Implemented (YYYY-MM-DD): April 2017

HHIREGXA

Field

BlkSect12A.BlkInv_Private.HHIREGXA

Description: What was the amount paid on this policy by CU?

Form Pane Label: Amount Paid

SAS Name: HHIREGXA

Tag Name: HHIREGXA

Inherited Universe:

Universe: (HHIRPMPA >= 1 and HHIRPMPA <= 9) OR HHILSTTM = Yes {1}

Universe Description:

Question Text: What is the amount currently paid ^PERIOD2_Pii? ^HHIRPMXB_fill

[Policy](#) | [Insurance](#) | [Insurance](#) | [Payroll](#) | [Time](#) | [Paid](#) | [Paid](#)
<#> | [Type](#) | [Company](#)
[Deduction](#) | [Period](#) | [Payment](#) | [Total](#) | [Non-CU](#)

Fills: PERIOD2_Pii

Instructions: If (HHILSTTM = Yes {1} and 8500.HHIRPMPD = 1) or HHIRPMPA = 1 then fill "once a week"

Elseif (HHILSTTM = Yes {1} and 8500.HHIRPMPD = 2) or HHIRPMPA = 2 then fill "once every 2 weeks"

Elseif (HHILSTTM = Yes {1} and 8500.HHIRPMPD = 3) or HHIRPMPA = 3 then fill "twice a month"

Elseif (HHILSTTM = Yes {1} and 8500.HHIRPMPD = 4) or HHIRPMPA = 4 then fill "once a month"

Elseif (HHILSTTM = Yes {1} and 8500.HHIRPMPD = 5) or HHIRPMPA = 5 then fill "every 2 months"

Elseif (HHILSTTM = Yes {1} and 8500.HHIRPMPD = 6) or HHIRPMPA = 6 then fill "every 3 months"

Elseif (HHILSTTM = Yes {1} and 8500.HHIRPMPD = 7) or HHIRPMPA = 7 then fill "every 4 months"

Elseif (HHILSTTM = Yes {1} and 8500.HHIRPMPD = 8) or HHIRPMPA = 8 then fill "every 6 months"

Elseif (HHILSTTM = Yes {1} and 8500.HHIRPMPD = 9) or HHIRPMPA = 9 then fill "once a year"

Fills: HHIRPMXB_fill

Instructions: If HSAHRA = Yes {1} then fill "Do not include deposits into an HSA or other accounts used to pay for medical expenses."

Else leave blank

Type: Integer
Length: 7

Min: 1
Max: 999999

Don't Know
 Refuse
 Empty

On Input
 On Output

Store Instructions: IF HHIREGXA is in range or NONRESPONSE then set HHIR_GXA = EMPTY

Array:

Special Instructions: Display a \$ and comma in the entry field

Skip Instructions: If HHIREGXA = 1 OR

[[((HHILSTTM = 1 and 8500.HHIRPMPD = 1) or HHIRPMPA = 1)
and HHIREGXA > 624] OR

[[((HHILSTTM = 1 and 8500.HHIRPMPD = 2) or HHIRPMPA = 2) and
HHIREGXA > 1249] OR

[[((HHILSTTM = 1 and 8500.HHIRPMPD = 3) or HHIRPMPA = 3) and
HHIREGXA > 1353] OR

[[((HHILSTTM = 1 and 8500.HHIRPMPD = 4) or HHIRPMPA = 4) and
HHIREGXA > 2499] OR

[[((HHILSTTM = 1 and 8500.HHIRPMPD = 5) or HHIRPMPA = 5)
and HHIREGXA > 5414] OR

[[((HHILSTTM = 1 and 8500.HHIRPMPD = 6) or HHIRPMPA = 6) and
HHIREGXA > 8121] OR

[[((HHILSTTM = 1 and 8500.HHIRPMPD = 7) or HHIRPMPA = 7) and
HHIREGXA > 10829] OR

[[((HHILSTTM = 1 and 8500.HHIRPMPD = 8) or HHIRPMPA = 8) and
HHIREGXA > 16243] OR

[[((HHILSTTM = 1 and 8500.HHIRPMPD = 9) or HHIRPMPA = 9) and
HHIREGXA > 3287] then goto ERR1_HHIREGXA

ELSE goto HHISTILL for the next active policy. If no more
active policies, exit block and goto the next
appropriate inventory block.

Instrument SAS Name: HHIREGXA

Destination Data Set: EHIP

Sponsor Field Type: N

Report Section: 12A - Private

Date Implemented (YYYY-MM-DD): April 2017

Check

ERR1_HHIREGXA
BlkSect12A.BlkInv_Private.ERR1_HHIREGXA

Description: Out of Range Check

Inherited Universe:

Universe: HHIREGXA = RESPONSE AND

([(((HHILSTTM = 1 and I_HHIRPMPD = 1) or HHIRPMPA = 1) and HHIREGXA > 624] OR
 [((HHILSTTM = 1 and I_HHIRPMPD = 2) or HHIRPMPA = 2) and HHIREGXA > 1249] OR
 [((HHILSTTM = 1 and I_HHIRPMPD = 3) or HHIRPMPA = 3) and HHIREGXA > 1353] OR
 [((HHILSTTM = 1 and I_HHIRPMPD = 4) or HHIRPMPA = 4) and HHIREGXA > 2499] OR
 [((HHILSTTM = 1 and I_HHIRPMPD = 5) or HHIRPMPA = 5) and HHIREGXA > 5414] OR
 [((HHILSTTM = 1 and I_HHIRPMPD = 6) or HHIRPMPA = 6) and HHIREGXA > 8121] OR
 [((HHILSTTM = 1 and I_HHIRPMPD = 7) or HHIRPMPA = 7) and HHIREGXA > 10829] OR
 [((HHILSTTM = 1 and I_HHIRPMPD = 8) or HHIRPMPA = 8) and HHIREGXA > 16243] OR
 [((HHILSTTM = 1 and I_HHIRPMPD = 9) or HHIRPMPA = 9) and HHIREGXA > 32487]] or
 HHIREGXA = 1)

Universe Description:

Text: * THE VALUE ENTERED IS UNUSUALLY HIGH OR LOW

PLEASE VERIFY AND IF CORRECT, ENTER ITEM LEVEL NOTE

Check Instructions: IF suppressed then set HHIR_GXA = 'A1'

Type: Soft

Skip Instructions: Suppress: Goto HHISTILL for the next active policy. If no more active policies, exit block and goto the next appropriate inventory block.

All others, go back to HHIREGXA

HHIPDAMT

Field

BlkSect12A.BlkInv_Private.HHIPDAMT

Description: Total amount paid by CU members for this policy?

Form Pane Label: Total Paid \$

SAS Name: HHIPDAMT

Tag Name: HHIPDAMT

Inherited Universe:

Universe: HHIRPMPA = Other {10} or HHIRPMPA = NONRESPONSE

Universe Description: Yes, payments have been made on this policy during the reference period

Question Text: How much was paid since the first of ^REF_MONTH not including this month?
^HHIRPMXB_fill

[Policy](#) | [Insurance](#) | [Insurance](#) | [Payroll](#) | [Time](#) | [Paid](#) | [Paid](#)
<#> | [Type](#) | [Company](#)
[Deduction](#) | [Period](#) | [Payment](#) | [Total](#) | [Non-CU](#)

Fills: REF_MONTH

Instructions: Set REF_MONTH = 3 months before the interview.

Calculated by taking the INTPER from record type 10 to come up with the base month to start from.

Fills: HHIRPMXB_fill

Instructions: If HSAHRA = Yes {1} then fill "Do not include deposits into an HSA or other accounts used to pay for medical expenses."

Else leave blank

Type: Integer

Length: 6

Min: 1

Max: 99999

Don't Know
 Refuse
 Empty

On Input
 On Output

Store Instructions: IF HHIPDAMT is in range or NONRESPONSE then set HHIP_AMT = EMPTY

Array:

Special Instructions: Display a \$ and comma in the entry field

Skip Instructions: IF HHIPDAMT > 864 then goto ERR1_HHIPDAMT

ELSE goto HHISTILL for the next active policy. If no
more active policies, exit block and goto
the next appropriate inventory block.

Instrument SAS Name: HHIPDAMT

Destination Data Set: EHIP

Sponsor Field Type: N

Report Section: 12A - Private

Date Implemented (YYYY-MM-DD): April 2017

ERR1_HHIPDAMT

Check

BlkSect12A.BlkInv_Private.ERR1_HHIPDAMT

Description: Out of Range Check

Inherited Universe:

Universe: HHIPDAMT > 864 AND HHIPDAMT = RESPONSE

Universe Description:

Text: * THE VALUE ENTERED IS UNUSUALLY HIGH OR LOW

PLEASE VERIFY AND IF CORRECT, ENTER ITEM LEVEL NOTE

Check Instructions: IF suppressed then set HHIP_AMT = 'A1'

Type: Soft

Skip Instructions: Suppress: Goto HHISTILL for the next active policy. If no more active policies, exit block and goto the next appropriate inventory block.

All others, go back to HHIPDAMT

Field

HHIR_GXA
BlkSect12A.BlkInv_Private.HHIR_GXA

Description: Range edit flag for HHIREGXA

Form Pane Label:

SAS Name: HHIR_GXA

Tag Name:

Inherited Universe:

Universe:

Universe Description:

Question Text:

Type: String

Length: 2

- Don't Know
- Refuse
- Empty

- On Input
- On Output

Array:

Special Instructions: NOTE: See ERR1_HHIREGXA for how to set this field

Valid Values: A1 = Range edit failed
(ERR1 check was suppressed)

Blank = Range edit passed

Instrument SAS Name: HHIR_GXA

Destination Data Set: EHIP

Sponsor Field Type: C

Report Section: 12A - Private

Date Implemented (YYYY-MM-DD): April 2017

Sponsor Edits: FLAG

Field

HHIP_AMT
BlkSect12A.BlkInv_Private.HHIP_AMT

Description: Range edit flag for HHIPDAMT

Form Pane Label:

SAS Name: HHIP_AMT

Tag Name:

Inherited Universe:

Universe:

Universe Description:

Question Text:

Type: String

Length: 2

- Don't Know
- Refuse
- Empty

- On Input
- On Output

Array:

Special Instructions: NOTE: See ERR1_HHIPDAMT for how to set this field

Valid Values: A1 = Range edit failed
(ERR1 check was suppressed)

Blank = Range edit passed

Instrument SAS Name: HHIP_AMT

Destination Data Set: EHIP

Sponsor Field Type: C

Report Section: 12A - Private

Date Implemented (YYYY-MM-DD): April 2017

MATCHID

Field

BlkSect12A.BlkInv_Private.MATCHID

Description: Policy Match ID - Output Only Field

Form Pane Label:

SAS Name:

Tag Name:

Inherited Universe:

Universe:

Universe Description:

Question Text:

Type: Integer

Length: 2

Min: 1

Max: 99

- Don't Know
- Refuse
- Empty

- On Input
- On Output

Store Instructions: Set = 850020.MATCHID

Array:

Special Instructions: Valid Values: 1-99

Instrument SAS Name: MATCHID

Report Section: 12A - Private

Date Implemented (YYYY-MM-DD): April 2017

Block

BlkSingleServ_Inv
BlkSect12A.BlkSingleServ_Inv

Description: Single service insurance - Inventory

Tab Name:

Fly Over Name:

Universe Type: While

Inherited Universe:

Universe: At least one policy on the SCIF with I_HIS_STAT = 1

Universe Description: At least on active policy on the SCIF

Array:

Block Instructions: 1. Max number of grid lines: 48

2. Section Label: Section 12, Part A - Single Service Inventory

3. Store data from SCIF

(Data is stored into the InvTdata block in the setup specifications.)

I_HIS_STAT := InvTdata.In12Single[I].HIS_STAT

I_SSTYPE := InvTdata.In12Single[I].SSTYPE

I_SSPRYOU := InvTdata.In12Single[I].SSPRYOU

I_SSPRDED := InvTdata.In12Single[I].SSPRDED

I_SSRPMPD := InvTdata.In12Single[I].SSRPMPD

SSPDLIB := InvTdata.In12Single[I].SSPDLIB

SSNSCMP := InvTdata.In12Single[I].SSNSCMP

MATCHID := InvTdata.In12Single[I].MATCHID

4. In the prechart and form pane, gray out any previously discontinued policies (I_HIS_STAT = 3).

SSPDLIB

Field

BlkSect12A.BlkSingleServ_Inv.SSPDLIB

Description: Policy number (SHOW ONLY)

Form Pane Label: Policy #

SAS Name:

Tag Name:

Inherited Universe:

Universe:

Universe Description:

Question Text: ** SHOW VARIABLE **

Type: String

Length: 2

- Don't Know
- Refuse
- Empty

- On Input
- On Output

Store Instructions: Set equal to I_SSPDLIB

Array:

Special Instructions: NOTE: Policy Line number for 8500 policies

Valid Values: 1-99

Instrument SAS Name: SSPDLIB

Destination Data Set: EHIS

Sponsor Field Type: C

Report Section: 12A - Single Service

Date Implemented (YYYY-MM-DD): April 2017

Field

SSNSDESC
BlkSect12A.BlkSingleServ_Inv.SSNSDESC

Description: Insurance Description (SHOW ONLY)

Form Pane Label: Description

SAS Name:

Tag Name:

Inherited Universe:

Universe:

Universe Description:

Question Text: ** SHOW Variable **

Type: String

Length: 15

- Don't Know
- Refuse
- Empty

- On Input
- On Output

Store Instructions: If I_SSTYPE = 1 then display "Dental care"
If I_SSTYPE = 2 then display "Long-term care"
If I_SSTYPE = 3 then display "Prescriptions"
If I_SSTYPE = 4 then display "Vision care"
If I_SSTYPE = 5 then display "Other"

Array:

Special Instructions: NOTE: Policy description for 8500 SSTYPE

Report Section: 12A - Single Service

Date Implemented (YYYY-MM-DD): April 2017

SSNSCMP

Field

BlkSect12A.BlkSingleServ_Inv.SSNSCMP

Description: Name of the insurance company (SHOW ONLY)

Form Pane Label: Ins. Company

SAS Name:

Tag Name:

Inherited Universe:

Universe:

Universe Description:

Question Text: ** SHOW Variable **

Type: String

Length: 30

- Don't Know
- Refuse
- Empty

- On Input
- On Output

Array:

Special Instructions: NOTE: Insurance Company for 8500 policies

Report Section: 12A - Single Service

Date Implemented (YYYY-MM-DD): April 2017

Field

SSSTILL
BlkSect12A.BlkSingleServ_Inv.SSSTILL

Description: Do you still have...?

Form Pane Label: Still Have

SAS Name: SSSTILL

Tag Name: SSSTILL

Inherited Universe:

Universe: I_HIS_STAT = 1 for this record

Universe Description: This is an "active" policy from the SCIF

Question Text: ^DoDoes_C ^YOU_YRCU still have your ^SSSTILL_Fill policy from ^8500SSNSCMP?

[Policy](#) | [Insurance](#) | [Insurance](#) | [Payroll](#) | [Time](#) | [Paid](#) | [Paid](#)
<#> | [Type](#) | [Company](#)
[Deduction](#) | [Period](#) | [Payment](#) | [Total](#) | [Non-CU](#)

Fills: DoDoes_C

Instructions: IF NUMHOUSE = 1 then fill "Do"
ELSE fill "Does"

Fills: YOU_YRCU

Instructions: IF NUMHOUSE = 1 then fill "you"
ELSE fill "your household"

Fills: SSSTILL_Fill

Instructions: IF I_SSTYPE = 1 then fill 'dental care'
ELSEIF I_SSTYPE = 2 then fill 'long-term care'
ELSEIF I_SSTYPE = 3 then fill 'prescription'
ELSEIF I_SSTYPE = 4 then fill 'vision care'
ELSEIF I_SSTYPE = 5 then fill entry in 8500.SSOTHER

Fills: 8500SSNSCMP

Instructions: Fill entry in 8500.SSNSCMP

Type: Enumerated

Length: 1

Answer List: TYesNo

Value:	Mnemonic:	Description:
1	Yes	Yes
2	No	No

- Don't Know
- Refuse
- Empty

- On Input
- On Output

Array:

Skip Instructions: IF 8500.SSPRYOU = 2 then
 goto SSSTILL for the next active policy
 If no more active policies, exit block and goto next
 appropriate inventory block.
ELSE goto SSANYPD

Instrument SAS Name: SSSTILL

Destination Data Set: EHIS

Sponsor Field Type: C

Report Section: 12A - Single Service

Date Implemented (YYYY-MM-DD): April 2017

Field

SSANYPD

BlkSect12A.BlkSingleServ_Inv.SSANYPD

Description: Were any payments made on this policy by CU?

Form Pane Label: Payments Made

SAS Name: SSANYPD

Tag Name: SSANYPD

Inherited Universe:

Universe: I_SSPRYOU = 1 OR I_SSPRYOU = NONRESPONSE

Universe Description:

Question Text: Since the first of ^REF_MONTH, have ^YOU_ANYMEM made any payments on this policy^SSanypd_fill

[Policy](#) | [Insurance](#) | [Insurance](#) | [Payroll](#) | [Time](#) | [Paid](#) | [Paid](#)
<#> | [Type](#) | [Company](#)
[Deduction](#) | [Period](#) | [Payment](#) | [Total](#) | [Non-CU](#)

Fills: REF_MONTH

Instructions: Set REF_MONTH = 3 months before the interview.

Calculated by taking the INTPER from record type 10 to come up with the base month to start from.

Fills: YOU_ANYMEM

Instructions: IF NUMHOUSE = 1 then fill "you"

ELSE fill "you or any members of your household"

Fills: SSanypd_fill

Instructions: IF I_SSPRDED = 1 then fill " including payroll deductions?"

ELSE fill "?"

Type: Enumerated

Length: 1

Answer List: TYesNo

Value:	Mnemonic:	Description:
1	Yes	Yes
2	No	No

Don't Know
 Refuse
 Empty

On Input
 On Output

Array:

Skip Instructions: 1: IF I_SSRPMPD = 1-9 then goto SSLSTTM
ELSE goto SSRPMPA

2,DK,RF: Goto SSSTILL for the next active policy
If no more active policies, exit block and
goto next appropriate inventory block.

Instrument SAS Name: SSANYPD

Destination Data Set: EHIS

Sponsor Field Type: C

Report Section: 12A - Single Service

Date Implemented (YYYY-MM-DD): April 2017

Field

SSLSTTM

BlkSect12A.BlkSingleServ_Inv.SSLSTTM

Description: Payments still made (periodicity)?

Form Pane Label: Verify Period

SAS Name: SSLSTTM

Tag Name: SSLSTTM

Inherited Universe:

Universe: SSANYPD = Yes {1} AND I_SSRPMPD <> 10 AND I_SSRPMPD <> EMPTY AND I_SSRPMPD <> NONRESPONSE

Universe Description:

Question Text: Last time, I recorded that payments are made ^PERIOD_SSi. Is this still correct?

[Policy](#) | [Insurance](#) | [Insurance](#) | [Payroll](#) | [Time](#) | [Paid](#) | [Paid](#)
<#> | [Type](#) | [Company](#)
[Deduction](#) | [Period](#) | [Payment](#) | [Total](#) | [Non-CU](#)

Fills: PERIOD_SSi

Instructions: If I_SSRPMPD = 1 then fill "once a week"
Elseif I_SSRPMPD = 2 then fill "once every 2 weeks"
Elseif I_SSRPMPD = 3 then fill "twice a month"
Elseif I_SSRPMPD = 4 then fill "once a month"
Elseif I_SSRPMPD = 5 then fill "every 2 months"
Elseif I_SSRPMPD = 6 then fill "every 3 months"
Elseif I_SSRPMPD = 7 then fill "every 4 months"
Elseif I_SSRPMPD = 8 then fill "every 6 months"
Elseif I_SSRPMPD = 9 then fill "once a year"

Type: Enumerated

Length: 1

Answer List: TYesNo

Value:	Mnemonic:	Description:
1	Yes	Yes
2	No	No

Don't Know

Refuse
 Empty

On Input
 On Output

Array:

Skip Instructions: 1: Goto SSREGXA

2,DK,RF: Goto SSRPMPA

Instrument SAS Name: SSLSTTM

Destination Data Set: EHIS

Sponsor Field Type: C

Report Section: 12A - Single Service

Date Implemented (YYYY-MM-DD): April 2017

Field

SSRPMPA

BlkSect12A.BlkSingleServ_Inv.SSRPMPA

Description: How often were any payments made on this policy by CU?

Form Pane Label: How Often

SAS Name: SSRPMPA

Tag Name: SSRPMPA

Inherited Universe:

Universe: (SSANYPD = Yes {1} and (I_SSRPMPD = 10 or I_SSRPMPD = NONRESPONSE or I_SSRPMPD = EMPTY)) OR SSLSTTM = No {2} OR SSLSTTM = NONRESPONSE

Universe Description:

Question Text: How often are payments made^SSanypd_fill

[Policy](#) | [Insurance](#) | [Insurance](#) | [Payroll](#) | [Time](#) | [Paid](#) | [Paid](#)
<#> | [Type](#) | [Company](#)
[Deduction](#) | [Period](#) | [Payment](#) | [Total](#) | [Non-CU](#)

Fills: SSanypd_fill

Instructions: IF I_SSPRDED = 1 then fill " including payroll deductions?"
 ELSE fill "?"

Type: Enumerated

Length: 2

Answer List: TPERIOD

Value:	Mnemonic:	Description:
1	Wkly	Once a week
2	Biwkly	Once every 2 weeks
3	TwcMonth	Twice a month
4	Mnthly	Once a month
5	Months	Every 2 months
6	Qtrly	Quarterly (every 3 months)
7	4Months	Once every 4 months
8	6Months	Twice a year (every 6 months)
9	Yrly	Once a year
10	Other	Other

Don't Know
 Refuse
 Empty

On Input
 On Output

Array:

Skip Instructions: 1-9: Goto SSREGXA

10,DK,RF: Goto SSPDAMT

Instrument SAS Name: SSRPMPA

Destination Data Set: EHIS

Sponsor Field Type: C

Report Section: 12A - Single Service

Date Implemented (YYYY-MM-DD): April 2017

Field

SSREGXA

BlkSect12A.BlkSingleServ_Inv.SSREGXA

Description: What was the amount paid on this policy by CU?

Form Pane Label: Amount Paid

SAS Name: SSREGXA

Tag Name: SSREGXA

Inherited Universe:

Universe: (SSRPMPA = RESPONSE AND SSRPMPA <> 10) OR SSLSTTM = Yes {1}

Universe Description:

Question Text: What is the amount currently paid ^PERIOD2_SSi?

[Policy](#)|[Insurance](#) | [Insurance](#)|[Payroll](#) | [Time](#) | [Paid](#) | [Paid](#)
<#> | [Type](#) | [Company](#)
[Deduction](#)|[Period](#)|[Payment](#)|[Total](#)|[Non-CU](#)

Fills: PERIOD2_SSi

Instructions: If SSRPMPA = 1 then fill "once a week"

Else if SSRPMPA = 2 then fill "once every 2 weeks"

Else if SSRPMPA = 3 then fill "twice a month"

Else if SSRPMPA = 4 then fill "once a month"

Else if SSRPMPA = 5 then fill "every 2 months"

Else if SSRPMPA = 6 then fill "every 3 months"

Else if SSRPMPA = 7 then fill "every 4 months"

Else if SSRPMPA = 8 then fill "every 6 months"

Else if SSRPMPA = 9 then fill "once a year"

Type: Integer

Length: 7

Min: 1

Max: 999999

Don't Know

Refuse

Empty

On Input

On Output

Store Instructions: IF SSREGXA is in range or NONRESPONSE then set SSREGXA_ = EMPTY

Array:

Special Instructions: Display a \$ and comma in the entry field

Skip Instructions: 1: Goto ERR1_ SSREGXA

```
2-99999: IF I_SSTYPE = 2 AND
    [((SSRPMPA = 1 or (SSLSTTM = 1 and I_SSRPMPD = 1)) and SSREGXA >
373) or
    ((SSRPMPA = 2 or (SSLSTTM = 1 and I_SSRPMPD = 2)) and SSREGXA >
745) or
    ((SSRPMPA = 3 or (SSLSTTM = 1 and I_SSRPMPD = 3)) and SSREGXA >
745) or
    ((SSRPMPA = 4 or (SSLSTTM = 1 and I_SSRPMPD = 4)) and SSREGXA >
1491) or
    ((SSRPMPA = 5 or (SSLSTTM = 1 and I_SSRPMPD = 5)) and SSREGXA >
2982) or
    ((SSRPMPA = 6 or (SSLSTTM = 1 and I_SSRPMPD = 6)) and SSREGXA >
4472) or
    ((SSRPMPA = 7 or (SSLSTTM = 1 and I_SSRPMPD = 7)) and SSREGXA >
5964) or
    ((SSRPMPA = 8 or (SSLSTTM = 1 and I_SSRPMPD = 8)) and SSREGXA >
8946) or
    ((SSRPMPA = 9 or (SSLSTTM = 1 and I_SSRPMPD = 9)) and SSREGXA >
17892)]
    THEN goto ERR1_ SSREGXA
    ELSEIF (I_SSTYPE > 2 or I_SSTYPE = NONRESPONSE) AND
    [((SSRPMPA = 1 or (SSLSTTM = 1 and I_SSRPMPD = 1)) and SSREGXA
> 81) or
    ((SSRPMPA = 2 or (SSLSTTM = 1 and I_SSRPMPD = 2)) and SSREGXA
> 81) or
    ((SSRPMPA = 3 or (SSLSTTM = 1 and I_SSRPMPD = 3)) and SSREGXA
> 195) or
    ((SSRPMPA = 4 or (SSLSTTM = 1 and I_SSRPMPD = 4)) and SSREGXA
> 212) or
    ((SSRPMPA = 5 or (SSLSTTM = 1 and I_SSRPMPD = 5)) and SSREGXA
> 212) or
    ((SSRPMPA = 6 or (SSLSTTM = 1 and I_SSRPMPD = 6)) and SSREGXA
> 215) or
    ((SSRPMPA = 7 or (SSLSTTM = 1 and I_SSRPMPD = 7)) and SSREGXA
> 215) or
    ((SSRPMPA = 8 or (SSLSTTM = 1 and I_SSRPMPD = 8)) and SSREGXA
> 531) or
    ((SSRPMPA = 9 or (SSLSTTM = 1 and I_SSRPMPD = 9)) and SSREGXA
> 675) ]
```

```
THEN goto ERR1_SSREGXA
ELSEIF (I_SSTYPE = 1 and
  [ ((SSRPMPA.ORD = 1 or (SSLSTTM.ORD = 1 and I_SSRPMPD = 1)) and
    SSREGXA > 500) or
    ((SSRPMPA.ORD = 2 or (SSLSTTM.ORD = 1 and I_SSRPMPD = 1)) and
    SSREGXA > 500) or
    ((SSRPMPA.ORD = 3 or (SSLSTTM.ORD = 1 and I_SSRPMPD = 1)) and
    SSREGXA > 500) or
    ((SSRPMPA.ORD = 4 or (SSLSTTM.ORD = 1 and I_SSRPMPD = 1)) and
    SSREGXA > 500) or
    ((SSRPMPA.ORD = 5 or (SSLSTTM.ORD = 1 and I_SSRPMPD = 1)) and
    SSREGXA > 1700) or
    ((SSRPMPA.ORD = 6 or (SSLSTTM.ORD = 1 and I_SSRPMPD = 1)) and
    SSREGXA > 1700) or
    ((SSRPMPA.ORD = 7 or (SSLSTTM.ORD = 1 and I_SSRPMPD = 1)) and
    SSREGXA > 1700) or
    ((SSRPMPA.ORD = 8 or (SSLSTTM.ORD = 1 and I_SSRPMPD = 1)) and
    SSREGXA > 1700) or
    ((SSRPMPA.ORD = 9 or (SSLSTTM.ORD = 1 and I_SSRPMPD = 1)) and
    SSREGXA > 1700) ]
  THEN goto ERR1_SSREGXA
  ELSE goto SSSTILL for the next active policy
  If no more active policies, exit block and goto next
  appropriate inventory block.
```

DK,RF: Goto SSSTILL for the next active policy
If no more active policies, exit block and goto next
appropriate inventory block.

Instrument SAS Name: SSREGXA

Destination Data Set: EHIS

Sponsor Field Type: N

Report Section: 12A - Single Service

Date Implemented (YYYY-MM-DD): April 2017

ERR1_SSREGXA

Check

BlkSect12A.BlkSingleServ_Inv.ERR1_SSREGXA

Description: Out of Range Check

Inherited Universe:

Universe: SSREGXA = RESPONSE AND
(SSREGXA = 1 or
(I_SSTYPE = 2 and
[((SSRPMPA = 1 or (SSLSTTM = 1 and I_SSRPMPD = 1)) and SSREGXA > 373)
or
((SSRPMPA = 2 or (SSLSTTM = 1 and I_SSRPMPD = 1)) and SSREGXA > 745)
or
((SSRPMPA = 3 or (SSLSTTM = 1 and I_SSRPMPD = 1)) and SSREGXA > 745)
or
((SSRPMPA = 4 or (SSLSTTM = 1 and I_SSRPMPD = 1)) and SSREGXA >
1491) or
((SSRPMPA = 5 or (SSLSTTM = 1 and I_SSRPMPD = 1)) and SSREGXA >
2982) or
((SSRPMPA = 6 or (SSLSTTM = 1 and I_SSRPMPD = 1)) and SSREGXA >
4472) or
((SSRPMPA = 7 or (SSLSTTM = 1 and I_SSRPMPD = 1)) and SSREGXA >
5964) or
((SSRPMPA = 8 or (SSLSTTM = 1 and I_SSRPMPD = 1)) and SSREGXA >
8946) or
((SSRPMPA = 9 or (SSLSTTM = 1 and I_SSRPMPD = 1)) and SSREGXA >
17892)]) or
(I_SSTYPE > 2 or I_SSTYPE = NONRESPONSE) and
[((SSRPMPA = 1 or (SSLSTTM = 1 and I_SSRPMPD = 1)) and SSREGXA > 81) or
((SSRPMPA = 2 or (SSLSTTM = 1 and I_SSRPMPD = 1)) and SSREGXA > 81) or
((SSRPMPA = 3 or (SSLSTTM = 1 and I_SSRPMPD = 1)) and SSREGXA > 195)
or
((SSRPMPA = 4 or (SSLSTTM = 1 and I_SSRPMPD = 1)) and SSREGXA > 212)
or
((SSRPMPA = 5 or (SSLSTTM = 1 and I_SSRPMPD = 1)) and SSREGXA > 212)
or
((SSRPMPA = 6 or (SSLSTTM = 1 and I_SSRPMPD = 1)) and SSREGXA > 215)
or
((SSRPMPA = 7 or (SSLSTTM = 1 and I_SSRPMPD = 1)) and SSREGXA > 215)
or
((SSRPMPA = 8 or (SSLSTTM = 1 and I_SSRPMPD = 1)) and SSREGXA > 531)
or
((SSRPMPA = 9 or (SSLSTTM = 1 and I_SSRPMPD = 1)) and SSREGXA > 675)]
) or
(I_SSTYPE = 1 and
[((SSRPMPA = 1 or (SSLSTTM = 1 and I_SSRPMPD = 1)) and SSREGXA > 500)

or
((SSRPMPA = 2 or (SSLSTTM = 1 and I_SSRPMPD = 1)) and SSREGXA > 500)
or
((SSRPMPA = 3 or (SSLSTTM = 1 and I_SSRPMPD = 1)) and SSREGXA > 500)
or
((SSRPMPA = 4 or (SSLSTTM = 1 and I_SSRPMPD = 1)) and SSREGXA > 500)
or
((SSRPMPA = 5 or (SSLSTTM = 1 and I_SSRPMPD = 1)) and SSREGXA > 1700)
or
((SSRPMPA = 6 or (SSLSTTM = 1 and I_SSRPMPD = 1)) and SSREGXA > 1700)
or
((SSRPMPA = 7 or (SSLSTTM = 1 and I_SSRPMPD = 1)) and SSREGXA > 1700)
or
((SSRPMPA = 8 or (SSLSTTM = 1 and I_SSRPMPD = 1)) and SSREGXA > 1700)
or
((SSRPMPA = 9 or (SSLSTTM = 1 and I_SSRPMPD = 1)) and SSREGXA > 1700)
]))

Universe Description:

Text: ♦ THE AMOUNT ENTERED IS UNUSUALLY HIGH OR LOW

PLEASE VERIFY AND IF CORRECT, ENTER ITEM LEVEL NOTE

Check Instructions: IF suppressed then set SSREGXA_ = 'A1'

Type: Soft

Skip Instructions: Suppress: Goto SSSTILL for the next active policy
If no more active policies, exit block and
goto next appropriate inventory block.

All others, go back to SSREGXA

SSPDAMT

Field

BlkSect12A.BlkSingleServ_Inv.SSPDAMT

Description: Total amount paid by CU members for this policy?

Form Pane Label: Total Paid \$

SAS Name: SSPDAMT

Tag Name: SSPDAMT

Inherited Universe:

Universe: SSRPMPA = 10 OR SSRPMPA = NONRESPONSE

Universe Description: Yes, payments have been made on this policy during the reference period

Question Text: How much was paid since the first of ^REF_MONTH not including this month?

[Policy|Insurance |Insurance|Payroll |Time |](#) [Paid |Paid](#)
[#_____|Type_____| Company](#)
[|Deduction|Period|Payment|Total|Non-CU](#)

Fills: REF_MONTH

Instructions: Set REF_MONTH = 3 months before the interview.

Calculated by taking the INTPER from record type 10 to come up with the base month to start from.

Type: Integer

Length: 6

Min: 1

Max: 99999

Don't Know

Refuse

Empty

On Input

On Output

Store Instructions: IF SSPDAMT is in range or NONRESPONSE then set SSPDAMT_ = EMPTY

Array:

Special Instructions: Display a \$ and comma in the entry field

Skip Instructions: 1-99999: IF (I_SSTYPE = 2 and SSPDAMT > 1491)

OR (I_SSTYPE <> 2 and SSPDAMT > 133)
then goto ERR1_SSPDAMT

ELSE goto SSSTILL for the next active policy
If no more active policies, exit block and
goto next appropriate inventory block.

DK,RF: Goto SSSTILL for the next active policy
If no more active policies, exit block and goto next
appropriate inventory block.

Instrument SAS Name: SSPDAMT

Destination Data Set: EHIS

Sponsor Field Type: N

Report Section: 12A - Single Service

Date Implemented (YYYY-MM-DD): April 2017

ERR1_SSPDAMT

Check

BlkSect12A.BlkSingleServ_Inv.ERR1_SSPDAMT

Description: Out of Range Check

Inherited Universe:

Universe: [(I_SSTYPE = 2 and SSPDAMT > 1491) or (I_SSTYPE <> 2 and SSPDAMT > 133)]
AND
SSPDAMT = RESPONSE

Universe Description:

Text: ♦ THE VALUE ENTERED IS UNUSUALLY HIGH OR LOW

PLEASE VERIFY AND IF CORRECT, ENTER ITEM LEVEL NOTE

Check Instructions: IF suppressed then set SSPDAMT_ = 'A1'

Type: Soft

Skip Instructions: Suppress: Goto SSSTILL for the next active policy
If no more active policies, exit block and
goto next appropriate inventory block.

All others, go back to SSPDAMT

Field

SSREGXA_
BlkSect12A.BlkSingleServ_Inv.SSREGXA_

Description: Range edit flag for SSREGXA

Form Pane Label:

SAS Name: SSREGXA_

Tag Name:

Inherited Universe:

Universe:

Universe Description:

Question Text:

Type: String

Length: 2

- Don't Know
- Refuse
- Empty

- On Input
- On Output

Array:

Special Instructions: NOTE: See ERR1_SSREGXA for how to set this field

Valid Values: A1 = Range edit failed
(ERR1 check was suppressed)

Blank = Range edit passed

Instrument SAS Name: SSREGXA_

Destination Data Set: EHIS

Sponsor Field Type: C

Report Section: 12A - Single Service

Date Implemented (YYYY-MM-DD): April 2017

Sponsor Edits: FLAG

Field

SSPDAMT_
BlkSect12A.BlkSingleServ_Inv.SSPDAMT_

Description: Range edit flag for SSPDAMT

Form Pane Label:

SAS Name: SSPDAMT_

Tag Name:

Inherited Universe:

Universe:

Universe Description:

Question Text:

Type: String

Length: 2

- Don't Know
- Refuse
- Empty

- On Input
- On Output

Array:

Special Instructions: NOTE: See ERR1_SSPDAMT for how to set this field

Valid Values: A1 = Range edit failed
(ERR1 check was suppressed)

Blank = Range edit passed

Instrument SAS Name: SSPDAMT_

Destination Data Set: EHIS

Sponsor Field Type: C

Report Section: 12A - Single Service

Date Implemented (YYYY-MM-DD): April 2017

Sponsor Edits: FLAG

Field

MATCHID

BlkSect12A.BlkSingleServ_Inv.MATCHID

Description: Policy Match ID - Output Only Field

Form Pane Label:

SAS Name:

Tag Name:

Inherited Universe:

Universe:

Universe Description:

Question Text:

Type: Integer

Length: 2

Min: 1

Max: 99

- Don't Know
- Refuse
- Empty

- On Input
- On Output

Store Instructions: Set = 850020.MATCHID

Array:

Special Instructions: Valid Values: 1-99

Report Section: 12A - Single Service

Date Implemented (YYYY-MM-DD): April 2017

BlkMilitary_Inv

BlkSect12A.BlkMilitary_Inv

Block

Description: Military inventory block

Tab Name:

Fly Over Name:

Universe Type: If

Inherited Universe:

Universe: 8500.MILITARY = 1

Universe Description:

Array:

Block Instructions: 1. Section Label: Section 12, Part A - Military Insurance
Inventory

2. Store data from the inventory block that contains the
SCIF data into BSect12AMilitary

Set Sect12.PartA.Sect12AMilitary.I_MILOTHR :=
InvTdata.Inv12Military.MILOTHR

Set Sect12.PartA.Sect12AMilitary.I_MILSPCOT :=
InvTdata.Inv12Military.MILSPCOT

Set Sect12.PartA.Sect12AMilitary.I_VACHAMP :=
InvTdata.Inv12Military.VACHAMP

Set Sect12.PartA.Sect12AMilitary.I_TRICARE :=
InvTdata.Inv12Military.TRICARE

Set Sect12.PartA.Sect12AMilitary.I_TRIRPMPD :=
InvTdata.Inv12Military.TRIRPMPD

Set Sect12.PartA.Sect12AMilitary.I_MILMAN :=
InvTdata.Inv12Military.MILMAN

Set Sect12.PartA.Sect12AMilitary.I_MILMANOT :=
InvTdata.Inv12Military.MILMANOT

Set Sect12.PartA.Sect12AMilitary.I_VCDESC :=
InvTdata.Inv12Military.VCDESC

Field

MILOTSTL
BlkSect12A.BlkMilitary_Inv.MILOTSTL

Description: Still covered by other military coverage?

Form Pane Label: Still Oth Mil

SAS Name: MILOTSTL

Tag Name: MILOTSTL

Inherited Universe:

Universe: I_MILOTHR = 1

Universe Description:

Question Text: ^Areis_CU_C ^YOU_YRCU still covered by ^MILSPCOT_fill_Inv?

Fills: Areis_CU_C

Instructions: IF NUMHOUSE = 1 then fill "Are"
ELSE fill "Is"

Fills: YOU_YRCU

Instructions: IF NUMHOUSE = 1 then fill "you"
ELSE fill "your household"

Fills: MILSPCOT_fill_Inv

Instructions: IF I_MILSPCOT = RESPONSE then fill entry in I_MILSPCOT
ELSE fill "your other military coverage"

Type: Enumerated

Length: 1

Answer List: TYesNo

Value:	Mnemonic:	Description:
1	Yes	Yes
2	No	No

- Don't Know
- Refuse
- Empty

- On Input
- On Output

Array:

Skip Instructions: IF I_VACHAMP = 1 then goto MILVASTL

ELSEIF I_TRICARE = 1 then goto TRICRSTL

ELSE exit military inventory block and goto Part B

Instrument SAS Name: MILOTSTL

Destination Data Set: EHMT

Sponsor Field Type: C

Report Section: 12A - Military

Date Implemented (YYYY-MM-DD): April 2017

Field

MILVASTL
BlkSect12A.BlkMilitary_Inv.MILVASTL

Description: Still covered by VA, CHAMPVA?

Form Pane Label: Still VA/CHAMP

SAS Name: MILVASTL

Tag Name: MILVASTL

Inherited Universe:

Universe: I_VACHAMP = 1

Universe Description:

Question Text: ^Areis_CU_C ^YOU_YRCU still covered by ^VCDesc_fill?

Fills: Areis_CU_C

Instructions: IF NUMHOUSE = 1 then fill "Are"
ELSE fill "Is"

Fills: YOU_YRCU

Instructions: IF NUMHOUSE = 1 then fill "you"
ELSE fill "your household"

Fills: VCDesc_fill

Instructions: Fill enry in I_VCDesc

Type: Enumerated

Length: 1

Answer List: TYesNo

Value:	Mnemonic:	Description:
1	Yes	Yes
2	No	No

- Don't Know
- Refuse
- Empty

- On Input
- On Output

Array:

Skip Instructions: IF I_TRICARE = 1 then goto TRICRSTL

ELSE exit military inventory block and goto Part B

Instrument SAS Name: MILVASTL

Destination Data Set: EHMT

Sponsor Field Type: C

Report Section: 12A - Military

Date Implemented (YYYY-MM-DD): April 2017

Don't Know
 Refuse
 Empty

On Input
 On Output

Array:

Skip Instructions: 1: IF I_MILMAN = 3 then exit military inventory block
and goto Part B
ELSE goto TRIANYPD

2,DK,RF: Exit military inventory block and goto Part B

Instrument SAS Name: TRICRSTL

Destination Data Set: EHMT

Sponsor Field Type: C

Report Section: 12A - Military

Date Implemented (YYYY-MM-DD): April 2017

Field

TRIANYPD
BlkSect12A.BlkMilitary_Inv.TRIANYPD

Description: Were any payments made for TRICARE by CU?

Form Pane Label: Payments Made

SAS Name: TRIANYPD

Tag Name: TRIANYPD

Inherited Universe:

Universe: TRICRSTL = Yes {1} AND I_MILMAN <> 3

Universe Description: Yes, still covered by Tricare other than TRICARE for Life

Question Text: Since the first of ^REF_MONTH, have ^YOU_ANYMEM made any payments for Tricare including payroll deductions?

Fills: REF_MONTH

Instructions: Set REF_MONTH = 3 months before the interview.

Calculated by taking the INTPER from record type 10 to come up with the base month to start from.

Fills: YOU_ANYMEM

Instructions: IF NUMHOUSE = 1 then fill "you"

ELSE fill "you or any members of your household"

Type: Enumerated

Length: 1

Answer List: TYesNo

Value:	Mnemonic:	Description:
1	Yes	Yes
2	No	No

- Don't Know
- Refuse
- Empty

- On Input
- On Output

Array:

Skip Instructions: 1: IF I_TRIRPMPD = 1-9 then goto TRILSTTM
ELSE goto TRIRPMPA

2,DK,RF: Exit military inventory block and goto Part B

Instrument SAS Name: TRIANYPD

Destination Data Set: EHMT

Sponsor Field Type: C

Report Section: 12A - Military

Date Implemented (YYYY-MM-DD): April 2017

Field

TRILSTTM

BlkSect12A.BlkMilitary_Inv.TRILSTTM

Description: Payments still made (periodicity)?

Form Pane Label: Payments Made

SAS Name: TRILSTTM

Tag Name: TRILSTTM

Inherited Universe:

Universe: TRIANYPD = Yes {1} AND I_TRIRPMPD = RESPONSE AND I_TRIRPMPD <> 10

Universe Description:

Question Text: Last time, I recorded that payments are made ^PERIOD_Tri_Inv. Is this still correct?

Fills: PERIOD_Tri_Inv

Instructions: If I_TRIRPMPD = 1 then fill "once a week"
Elseif I_TRIRPMPD = 2 then fill "once every 2 weeks"
Elseif I_TRIRPMPD = 3 then fill "twice a month"
Elseif I_TRIRPMPD = 4 then fill "once a month"
Elseif I_TRIRPMPD = 5 then fill "every 2 months"
Elseif I_TRIRPMPD = 6 then fill "every 3 months"
Elseif I_TRIRPMPD = 7 then fill "every 4 months"
Elseif I_TRIRPMPD = 8 then fill "every 6 months"
Elseif I_TRIRPMPD = 9 then fill "once a year"

Type: Enumerated

Length: 1

Answer List: TYesNo

Value:	Mnemonic:	Description:
1	Yes	Yes
2	No	No

- Don't Know
- Refuse
- Empty

- On Input
- On Output

Array:

Skip Instructions: 1: Goto TRIREGXA

2,DK,RF: Goto TRIRPMPA

Instrument SAS Name: TRILSTTM

Destination Data Set: EHMT

Sponsor Field Type: C

Report Section: 12A - Military

Date Implemented (YYYY-MM-DD): April 2017

Field

TRIRPMPA
BlkSect12A.BlkMilitary_Inv.TRIRPMPA

Description: How often are payments made including payroll deductions

Form Pane Label: How Often

SAS Name: TRIRPMPA

Tag Name: TRIRPMPA

Inherited Universe:

Universe: (TRIANYPD = Yes {1} and (I_TRIRPMPD = NONRESPONSE or I_TRIRPMPD = 10 or I_TRIRPMPD = EMPTY)) OR TRILSTTM = No {2} OR TRILSTTM = NONRESPONSE

Universe Description:

Question Text: How often are payments made including any payroll deductions?

Type: Enumerated

Length: 2

Answer List: TPERIOD

Value:	Mnemonic:	Description:
1	Wkly	Once a week
2	Biwkly	Once every 2 weeks
3	TwcMonth	Twice a month
4	Mnthly	Once a month
5	Months	Every 2 months
6	Qtrly	Quarterly (every 3 months)
7	4Months	Once every 4 months
8	6Months	Twice a year (every 6 months)
9	Yrly	Once a year
10	Other	Other

- Don't Know
- Refuse
- Empty

- On Input
- On Output

Array:

Skip Instructions: 1-9: Goto TRIREGXA

10,DK,RF: Goto TRIPDAMT

Instrument SAS Name: TRIRPMPA

Destination Data Set: EHMT

Sponsor Field Type: C

Report Section: 12A - Military

Date Implemented (YYYY-MM-DD): April 2017

Field

TRIREGXA

BlkSect12A.BlkMilitary_Inv.TRIREGXA

Description: What was the amount paid on this policy by CU?

Form Pane Label: Amount Paid

SAS Name: TRIREGXA

Tag Name: TRIREGXA

Inherited Universe:

Universe: (TRIRPMPA = RESPONSE and TRIRPMPA <> 10) OR TRILSTTM = Yes {1}

Universe Description:

Question Text: What is the amount currently paid ^PERIOD2_Tri_Inv?

Fills: PERIOD2_Tri_Inv

Instructions: If (TRILSTTM = Yes {1} and I_TRIRPMPD = 1) or TRIRPMPA = 1 then fill "once a week"

Elseif (TRILSTTM = Yes {1} and I_TRIRPMPD = 2) or TRIRPMPA = 2 then fill "once every 2 weeks"

Elseif (TRILSTTM = Yes {1} and I_TRIRPMPD = 3) or TRIRPMPA = 3 then fill "twice a month"

Elseif (TRILSTTM = Yes {1} and I_TRIRPMPD = 4) or TRIRPMPA = 4 then fill "once a month"

Elseif (TRILSTTM = Yes {1} and I_TRIRPMPD = 5) or TRIRPMPA = 5 then fill "every 2 months"

Elseif (TRILSTTM = Yes {1} and I_TRIRPMPD = 6) or TRIRPMPA = 6 then fill "every 3 months"

Elseif (TRILSTTM = Yes {1} and I_TRIRPMPD = 7) or TRIRPMPA = 7 then fill "every 4 months"

Elseif (TRILSTTM = Yes {1} and I_TRIRPMPD = 8) or TRIRPMPA = 8 then fill "every 6 months"

Elseif (TRILSTTM = Yes {1} and I_TRIRPMPD = 9) or TRIRPMPA = 9 then fill "once a year"

Type: Integer

Length: 7

Min: 1

Max: 999999

Don't Know

Refuse

Empty

On Input
 On Output

Store Instructions: IF TRIREGXA is in range or NONRESPONSE then set TRIR_GXA = EMPTY

Array:

Special Instructions: Display a \$ and comma in the entry field

Skip Instructions: IF ((TRILSTTM = 1 and I_TRIRPMPD = 1) or TRIRPMPA = 1] and TRIREGXA > 125) OR
((TRILSTTM = 1 and I_TRIRPMPD = 2) or TRIRPMPA = 2] and TRIREGXA > 220)
OR
((TRILSTTM = 1 and I_TRIRPMPD = 3) or TRIRPMPA = 3] and TRIREGXA > 60)
OR
((TRILSTTM = 1 and (I_TRIRPMPD = 4, 5, 6, 7 or 8)) or
(TRIRPMPA = 4, 5, 6, 7, or 8]) and TRIREGXA > 758) OR
((TRILSTTM = 1 and I_TRIRPMPD = 9) or TRIRPMPA = 9] and TRIREGXA > 1200)
] then goto TRIREGXA

ELSE exit military inventory block and goto Part B

Instrument SAS Name: TRIREGXA

Destination Data Set: EHMT

Sponsor Field Type: N

Report Section: 12A - Military

Date Implemented (YYYY-MM-DD): April 2017

Check

ERR1_TRIREGXA
BlkSect12A.BlkMilitary_Inv.ERR1_TRIREGXA

Description: Out of Range Check

Inherited Universe:

Universe: TRIREGXA = RESPONSE AND
[[([TRILSTTM = 1 and I_TRIRPMPD = 1) or TRIRPMPA = 1] and TRIREGXA > 125)
or
([TRILSTTM = 1 and I_TRIRPMPD = 2) or TRIRPMPA = 2] and TRIREGXA > 220)
or
([TRILSTTM = 1 and I_TRIRPMPD = 3) or TRIRPMPA = 3] and TRIREGXA > 60) or

([TRILSTTM = 1 and I_TRIRPMPD = 4) or TRIRPMPA = 4] and TRIREGXA > 758)
or
([TRILSTTM = 1 and I_TRIRPMPD = 5) or TRIRPMPA = 5] and TRIREGXA > 758)
or
([TRILSTTM = 1 and I_TRIRPMPD = 6) or TRIRPMPA = 6] and TRIREGXA > 758)
or
([TRILSTTM = 1 and I_TRIRPMPD = 7) or TRIRPMPA = 7] and TRIREGXA > 758)
or
([TRILSTTM = 1 and I_TRIRPMPD = 8) or TRIRPMPA = 8] and TRIREGXA > 758)
or
([TRILSTTM = 1 and I_TRIRPMPD = 9) or TRIRPMPA = 9] and TRIREGXA > 1200)
]

Universe Description:

Text: ♦ THE AMOUNT ENTERED IS UNUSUALLY HIGH OR LOW

PLEASE VERIFY AND IF CORRECT, ENTER ITEM LEVEL NOTE

Check Instructions: IF suppressed then set TRIR_GXA = 'A1'

Type: Soft

Skip Instructions: Suppress: Exit military inventory block and goto Part B

All others, go back to TRIREGXA

TRIPDAMT

Field

BlkSect12A.BlkMilitary_Inv.TRIPDAMT

Description: Total amount paid by CU members for Tricare?

Form Pane Label: Total Paid \$

SAS Name: TRIPDAMT

Tag Name: TRIPDAMT

Inherited Universe:

Universe: TRIRPMPA = 10 OR TRIRPMPA = NONRESPONSE

Universe Description: Other, Don't Know or Rrefused selected for how often are payments made

Question Text: How much was paid since the first of ^REF_MONTH not including this month?

Fills: REF_MONTH

Instructions: Set REF_MONTH = 3 months before the interview.

Calculated by taking the INTPER from record type 10 to come up with the base month to start from.

Type: Integer

Length: 6

Min: 0

Max: 99999

Don't Know

Refuse

Empty

On Input

On Output

Store Instructions: IF TRIPDAMT is in range or NONRESPONSE then set TRIP_AMT

Array:

Special Instructions: Display a \$ and comma in the entry field

Skip Instructions: IF ENTRY > 758 then goto ERR1_TRIPDAMT

ELSE exit military inventory block and goto Part B

Instrument SAS Name: TRIPDAMT

Destination Data Set: EHMT

Sponsor Field Type: N

Report Section: 12A - Military

Date Implemented (YYYY-MM-DD): April 2017

ERR1_TRIPDAMT

Check

BlkSect12A.BlkMilitary_Inv.ERR1_TRIPDAMT

Description: Out of Range Check

Inherited Universe:

Universe: TRIPDAMT > 758 AND TRIPDAMT = RESPONSE

Universe Description:

Text: * THE VALUE ENTERED IS UNUSUALLY HIGH OR LOW

PLEASE VERIFY AND IF CORRECT, ENTER ITEM LEVEL NOTE

Check Instructions: IF suppressed then set TRIP_AMT = 'A1'

Type: Soft

Skip Instructions: Suppress: Exit military inventory block and goto Part B

All others, go back to TRIPDAMT

Field

TRIR_GXA
BlkSect12A.BlkMilitary_Inv.TRIR_GXA

Description: Range edit flag for TRIREGXA

Form Pane Label:

SAS Name: TRIR_GXA

Tag Name:

Inherited Universe:

Universe:

Universe Description:

Question Text:

Type: String

Length: 2

- Don't Know
- Refuse
- Empty

- On Input
- On Output

Array:

Special Instructions: NOTE: See ERR1_TRIREGXA for how to set this field

Valid Values: A1 = Range edit failed
(ERR1 check was suppressed)

Blank = Range edit passed

Instrument SAS Name: TRIR_GXA

Destination Data Set: EHMT

Sponsor Field Type: C

Report Section: 12A - Military

Date Implemented (YYYY-MM-DD): April 2017

Sponsor Edits: FLAG

Field

TRIP_AMT
BlkSect12A.BlkMilitary_Inv.TRIP_AMT

Description: Range edit flag for TRIPDAMT

Form Pane Label:

SAS Name: TRIP_AMT

Tag Name:

Inherited Universe:

Universe:

Universe Description:

Question Text:

Type: String

Length: 2

- Don't Know
- Refuse
- Empty

- On Input
- On Output

Array:

Special Instructions: NOTE: See ERR1_TRIPDAMT for how to set this field

Valid Values: A1 = Range edit failed
(ERR1 check was suppressed)

Blank = Range edit passed

Instrument SAS Name: TRIP_AMT

Destination Data Set: EHMT

Sponsor Field Type: C

Report Section: 12A - Military

Date Implemented (YYYY-MM-DD): April 2017

Sponsor Edits: FLAG

Field

I_MILOTHR
BlkSect12A.BlkMilitary_Inv.I_MILOTHR

Description: Military Other Flag - From the SCIF

Form Pane Label:

SAS Name:

Tag Name:

Inherited Universe:

Universe:

Universe Description:

Question Text:

Type: Integer

Length: 1

Min: 1

Max: 1

- Don't Know
- Refuse
- Empty

- On Input
- On Output

Array:

Special Instructions: Values: 1 = Has Other Military

Instrument SAS Name: I_MILOTHR

Destination Data Set: EHMT

Sponsor Field Type: C

Report Section: 12A - Military

Date Implemented (YYYY-MM-DD): April 2017

I_MILSPCOT

Field

BlkSect12A.BlkMilitary_Inv.I_MILSPCOT

Description: Other military coverage specify - from SCIF

Form Pane Label:

SAS Name:

Tag Name:

Inherited Universe:

Universe:

Universe Description:

Question Text:

Type: String

Length: 30

Don't Know

Refuse

Empty

On Input

On Output

Array:

Instrument SAS Name: I_MILSPCOT

Destination Data Set: EHMT

Sponsor Field Type: C

Report Section: 12A - Military

Date Implemented (YYYY-MM-DD): April 2017

Field

I_VACHAMP
BlkSect12A.BlkMilitary_Inv.I_VACHAMP

Description: VA Champ Flag - From SCIF

Form Pane Label:

SAS Name:

Tag Name:

Inherited Universe:

Universe:

Universe Description:

Question Text:

Type: Integer

Length: 1

Min: 1

Max: 1

- Don't Know
- Refuse
- Empty

- On Input
- On Output

Array:

Special Instructions: 1 = Has VA/CHAMP/VA and CHAMP

Instrument SAS Name: I_VACHAMP

Destination Data Set: EHMT

Sponsor Field Type: C

Report Section: 12A - Military

Date Implemented (YYYY-MM-DD): April 2017

I_TRICARE

Field

BlkSect12A.BlkMilitary_Inv.I_TRICARE

Description: Has Tricare flag - From SCIF

Form Pane Label:

SAS Name:

Tag Name:

Inherited Universe:

Universe:

Universe Description:

Question Text:

Type: Integer

Length: 1

Min: 1

Max: 1

- Don't Know
- Refuse
- Empty

- On Input
- On Output

Array:

Special Instructions: 1 = Has Tricare

Instrument SAS Name: I_TRICARE

Destination Data Set: EHMT

Sponsor Field Type: C

Report Section: 12A - Military

Date Implemented (YYYY-MM-DD): April 2017

Field

I_TRIRPMPD

BlkSect12A.BlkMilitary_Inv.I_TRIRPMPD

Description: How often are payments made - From SCIF

Form Pane Label:

SAS Name:

Tag Name:

Inherited Universe:

Universe:

Universe Description:

Question Text:

Type: Integer

Length: 2

Min: 1

Max: 10

Don't Know

Refuse

Empty

On Input

On Output

Array:

Special Instructions: Values: 1 = Once a week

2 = Once every 2 weeks

3 = Twice a month

4 = Once a month

5 = Every 2 months

6 = Quarterly (every 3 months)

7 = Once every 4 months

8 = Twice a year

9 = Once a year

10 = Other

Instrument SAS Name: I_TRIRPMPD

Destination Data Set: EHMT

Sponsor Field Type: C

Report Section: 12A - Military

Date Implemented (YYYY-MM-DD): April 2017

Field

I_MILMAN
BlkSect12A.BlkMilitary_Inv.I_MILMAN

Description: What type of TRICARE plan do you have - From SCIF

Form Pane Label:

SAS Name:

Tag Name:

Inherited Universe:

Universe:

Universe Description:

Question Text:

Type: Integer
Length: 1

Min: 1

Max: 4

- Don't Know
- Refuse
- Empty

- On Input
- On Output

Array:

Special Instructions: 1 = TRICARE Prime
2 = TRICARE Select
3 = TRICARE for Life
4 = TRICARE other (specify)

Instrument SAS Name: I_MILMAN

Destination Data Set: EHMT

Sponsor Field Type: C

Report Section: 12A - Military

Date Implemented (YYYY-MM-DD): April 2017

I_MILMANOT

Field

BlkSect12A.BlkMilitary_Inv.I_MILMANOT

Description: Other type of TRICARE coverage - From SCIF

Form Pane Label:

SAS Name:

Tag Name:

Inherited Universe:

Universe:

Universe Description:

Question Text:

Type: String

Length: 30

Don't Know

Refuse

Empty

On Input

On Output

Array:

Instrument SAS Name: I_MILMANOT

Destination Data Set: EHMT

Sponsor Field Type: C

Report Section: 12A - Military

Date Implemented (YYYY-MM-DD): April 2017

Field

I_VCDESC
BlkSect12A.BlkMilitary_Inv.I_VCDESC

Description: VACHAMP description - From SCIF

Form Pane Label:

SAS Name:

Tag Name:

Inherited Universe:

Universe:

Universe Description:

Question Text:

Type: String

Length: 14

- Don't Know
- Refuse
- Empty

- On Input
- On Output

Array:

Instrument SAS Name: I_VCDESC

Destination Data Set: EHMT

Sponsor Field Type: C

Report Section: 12B - Military

Date Implemented (YYYY-MM-DD): April 2017

NumPers65

Field

NumPers65

Description: Number of active persons 65+

Form Pane Label:

SAS Name:

Tag Name:

Inherited Universe:

Universe:

Universe Description:

Question Text:

Type: Integer

Length: 2

Min: 0

Max: 30

- Don't Know
- Refuse
- Empty

- On Input
- On Output

Store Instructions: Set NumPers65 = number of persons with CC.Unit2.Person.RECSTATM = 1 and CC.Unit2.Person.AGE >= 65.

Array:

Instrument SAS Name: NumPers65

Block

BlkSect12B
BlkSect12B

Description: New policies section

Tab Name:

Fly Over Name:

Universe Type: If

Inherited Universe:

Universe:

Universe Description: All interviews

Array:

Block Instructions: Section Label: Section 12, Part B - Health Insurance (Screening Questions)

Create the following variables:

AnyInv = Set equal to the number of section 12 active 8500 records.

NumMCareInv = Set equal to the number of active medicare 8500 records.

NumSSInv - Set equal to the number of active single service 8500 records

FHICOV

Field

BlkSect12B.FHICOV

Description: Are you covered by any kind of health insurance?

Form Pane Label: Health Insurance

SAS Name: FHICOV

Tag Name: FHICOV

Inherited Universe:

Universe: All interviews

Universe Description:

Question Text: ^FHICOV_Fill

Fills: FHICOV_Fill

Instructions: If AnNYINV >= 1 then fill "Other than the health care coverage we have already reviewed, are ^YOU_ANYMEM covered by any additional kinds of health insurance or health care plans? Include policies paid for someone outside your household."

ELSE fill "Are ^YOU_ANYMEM covered by any kind of health insurance or some other kind of health care plan? Include policies paid for someone outside your household."

Fills: YOU_ANYMEM

Instructions: IF NUMHOUSE = 1 then fill "you"

ELSE fill "you or any members of your household"

Type: Enumerated

Length: 1

Answer List: TYesNo

Value:	Mnemonic:	Description:
1	Yes	Yes
2	No	No

- Don't Know
- Refuse
- Empty

On Input
 On Output

Array:

Skip Instructions: 1, DK, RF: Goto HIKIND

2: IF NumPers65 >= 1 AND NumMCareInv = 0 then goto MCAREPRB
ELSEIF AnyInv = 0 then goto MCAIDPRB
ELSE goto Screener_END

Instrument SAS Name: FHICOV

Destination Data Set: EHHS

Sponsor Field Type: C

Report Section: 12 - Screener

Date Implemented (YYYY-MM-DD): April 2017

HIKIND

Field

BlkSect12B.HIKIND

Description: What kind of health insurance do you have?

Form Pane Label: Health Ins Type

SAS Name: HIKIND

Tag Name: HIKIND

Inherited Universe:

Universe: FHICOV = Yes {1} or FHICOV = NONRESPONSE

Universe Description:

Help Screen: H_S12

Question Text: 31 ? [F1]

What ^HIKIND_other of health insurance or health care coverage ^DoDoes ^YOU_YRCU have or pay for? INCLUDE those that pay for only one type of service (nursing home care, vision care, or dental care). EXCLUDE private plans that only provide extra cash while hospitalized.

- [Read each item on list](#)
- [Enter all that apply, separate with commas](#)

Fills: HIKIND_other

Instructions: IF AnyInv = 0 then fill "kind"
ELSE fill "other kind"

Fills: DoDoes

Instructions: IF NUMHOUSE = 1 then fill "do"
ELSE fill "does"

Fills: YOU_YRCU

Instructions: IF NUMHOUSE = 1 then fill "you"
ELSE fill "your household"

Type: Set

Max Number of Values: 8

Length: 2

Answer List: THIKIND

Value:	Mnemonic:	Description:
--------	-----------	--------------

1	Private	Private health insurance, including employer and healthcare exchange plans?
2	Medicare	^HIKINDOpt2_Fill
3	Medicare_sup	Medicare Supplemental Insurance (Medi-Gap)?
4	Medicaid	^HIKINDOpt4_Fill
5	SCHIP	^HIKINDOpt5_Fill
6	Military	^HIKINDOpt6_Fill
7	IHS	^HIKINDOpt7_Fill
8	Singleserv	Single service plan (e.g., dental, vision, long-term care)?
9	None	No coverage of any type

- Don't Know
- Refuse
- Empty

- On Input
- On Output

Array:

Special Instructions: Answer list options 1-8 should be in bold black.
Answer list option 9 should be regular black.

Skip Instructions: DK,RF: IF NumPers65 >= 1 AND NumMCareInv = 0 then
goto MCAREPRB
ELSEIF AnyInv = 0 then goto MCAIDPRB
ELSEIF NumSSInv = 0 then goto SINCOV
ELSE goto Screener_END

1-8: IF (3 selected without 2 AND NumMCareInv = 0 then
goto CK_HIKIND
ELSEIF (NumPers65 >= 1) AND (2 not selected in HIKIND)
AND (NumMCareInv = 0) then goto MCAREPRB
ELSEIF (8 not selected in HIKIND) AND (NumSSInv = 0)
then goto SINCOV
ELSE goto Screener_END

9: IF 1-8 also selected in HIKIND then goto ERR_HIKIND
ELSEIF (NumPers65 >= 1) AND (2 not selected in HIKIND)
AND (NumMCareInv = 0) then goto MCAREPRB
ELSEIF AnyInv = 0 then goto MCAIDPRB
ELSEIF NumSSInv = 0 then goto SINCOV
ELSE goto Screener_END

Instrument SAS Name: HIKIND

Destination Data Set: EHHS

Sponsor Field Type: C

Report Section: 12 - Screener

Date Implemented (YYYY-MM-DD): April 2017

Check

CK_HIKIND
BlkSect12B.CK_HIKIND

Description: Medicare supplement select without anyone having medicare

Inherited Universe:

Universe: (Medicare_Sup {3} IN HIKIND) AND NOT (Medicare {2} IN HIKIND)
AND NumMCareInv = 0

Universe Description:

Text: * YOU HAVE SELECTED MEDICARE SUPPLEMENTAL INSURANCE WITHOUT
SELECTING
MEDICARE OR HAVING ANY MEDICARE RECORDS FROM PREVIOUS
INTERVIEW(S).
PLEASE CONFIRM.

Check Instructions:

Type: Hard

Skip Instructions: Go back to HIKIND

ERR_HIKIND
BlkSect12B.ERR_HIKIND

Check

Description: No coverage selected with other insurance coverage

Inherited Universe:

Universe: None {9} IN HIKIND AND HIKIND.CARDINAL = 1

Universe Description: None selected with other options

Text: * "No coverage" cannot be selected with other options

Check Instructions:

Type: Hard

Skip Instructions: Go back to HIKIND

Field

MCAREPRB
BlkSect12B.MCAREPRB

Description: Anyone covered by Medicare?

Form Pane Label: Medicare

SAS Name: MCAREPRB

Tag Name: MCAREPRB

Inherited Universe:

Universe: NumPers65 >= 1 AND NumMCareInv = 0 AND
(NOT (Medicare {2} IN HIKIND) or FHICOV = No {2})

Universe Description:

Question Text: ^Areyou_Isanyone covered by Medicare?

Fills: Areyou_Isanyone

Instructions: IF NUMHOUSE = 1 then fill "Are you"
ELSE fill "Is anyone in this household"

Type: Enumerated

Length: 1

Answer List: TYesNo

Value:	Mnemonic:	Description:
1	Yes	Yes
2	No	No

Don't Know

Refuse

Empty

On Input

On Output

Array:

Skip Instructions: IF ((HIKIND = 9, DK, or RF) or FHICOV = 2) AND AnyInv = 0
then goto MCAIDPRB

ELSEIF (8 not selected in HIKIND) AND (HIKIND = RESPONSE, DK
or RF) AND NumSSInv = 0 then goto SINCOV

ELSE goto Screener_End

Instrument SAS Name: MCAREPRB

Destination Data Set: EHHS

Sponsor Field Type: C

Report Section: 12 - Screener

Date Implemented (YYYY-MM-DD): April 2017

Field

MCAIDPRB
BlkSect12B.MCAIDPRB

Description: Anyone covered by Medicaid?

Form Pane Label: Medicaid

SAS Name: MCAIDPRB

Tag Name: MCAIDPRB

Inherited Universe:

Universe: (HIKIND = NONRESPONSE or None {9} IN HIKIND or FHICOV = No {2}) AND AnyInv = 0

Universe Description:

Question Text: There is a program called Medicaid that pays for health care for persons in need.

^MCAIDPRB_Fill

^Areyou_Isanyone covered by Medicaid?

Fills: MCAIDPRB_Fill

Instructions: IF STATE = 'AZ' then fill "In this state it is also called Arizona Health Care Cost Containment System."

IF STATE = 'CA' then fill "In this state it is also called Medi-Cal."

IF STATE = 'KY' then fill "In this state it is also called KY Health Choices."

IF STATE = 'ME' then fill "In this state it is also called MaineCare."

IF STATE = 'MA' then fill "In this state it is also called MassHealth."

IF STATE = 'MO' then fill "In this state it is also called MO HealthNet."

IF STATE = 'OK' then fill "In this state it is also called SoonerCare."

IF STATE = 'OR' then fill "In this state it is also called OR Health Plan."

IF STATE = 'TN' then fill "In this state it is also called TennCare."

IF STATE = 'WY' then fill "In this state it is also called EqualityCare."

IF STATE = 'CT', 'DC', 'HI', 'MD', 'MN', 'PA', 'RI' or 'SD' then fill " In this state it is also called Medical Assistance."

Fills: Areyou_Isanyone

Instructions: IF NUMHOUSE = 1 then fill "Are you"

ELSE fill "Is anyone in this household"

Type: Enumerated

Length: 1

Answer List: TYesNo

Value:	Mnemonic:	Description:
1	Yes	Yes
2	No	No

- Don't Know
- Refuse
- Empty

- On Input
- On Output

Array:

Skip Instructions: IF NumSSInv = 0 AND (8 not selected in HIKIND) AND
(HIKIND = RESPONSE, DK or RF) then goto SINCOV

ELSE goto Screener_END

Instrument SAS Name: MCAIDPRB

Destination Data Set: EHHS

Sponsor Field Type: C

Report Section: 12 - Screener

Date Implemented (YYYY-MM-DD): April 2017

Field

SINCOV
BlkSect12B.SINCOV

Description: Anyone have a separate insurance plan that pays for only one type of service?

Form Pane Label: Single Coverage

SAS Name: SINCOV

Tag Name: SINCOV

Inherited Universe:

Universe: NOT (SingleServ {8} IN HIKIND) AND
(HIKIND = RESPONSE or HIKIND = NONRESPONSE) AND
(NumSSInv = 0)

Universe Description: Single service plan is not selected in HIKIND AND
there are no inventory records for single service plans

Question Text: ^Doyou_Doesanyone have or pay for a separate insurance plan that pays for
only one type of service such as dental, vision, or long-term care?

Fills: Doyou_Doesanyone

Instructions: IF NUMHOUSE = 1 then fill "Do you"
ELSE fill "Does anyone in this household"

Type: Enumerated

Length: 1

Answer List: TYesNo

Value:	Mnemonic:	Description:
1	Yes	Yes
2	No	No

Don't Know
 Refuse
 Empty

On Input
 On Output

Array:

Skip Instructions: Goto Screener_End

Instrument SAS Name: SINCOV

Destination Data Set: EHHS

Sponsor Field Type: C

Report Section: 12 - Screener

Date Implemented (YYYY-MM-DD): April 2017

Field

Screener_End
BlkSect12B.Screener_End

Description:

Form Pane Label:

SAS Name:

Tag Name:

Inherited Universe:

Universe:

Universe Description:

Question Text: ** Not Displayed **

Type: Classification

Length: 0

- Don't Know
- Refuse
- Empty

- On Input
- On Output

Store Instructions: 1. Set eligibility Flags

```
IF Medicaid {4} IN HIKIND OR MCAIDPRB = Yes {1} THEN
  set MedicaidFlg = 1
ELSE set MedicaidFlg = 0
ENDIF
```

```
IF SCHIP {5} IN HIKIND THEN set CHIPFlg = 1
ELSE set CHIPFlg := 0
ENDIF
```

```
IF IHS {7} IN HIKIND THEN set IHSflg = 1
ELSE set IHSflg = 0
ENDIF
```

```
IF Medicare {2} IN HIKIND OR MCAREPRB = Yes {1} THEN
  set Medicare_Elig = 1
ENDIF
```

```
IF Medicaid {4} IN HIKIND OR SCHIP {5} IN HIKIND OR
```

```
IHS {7} IN HIKIND OR MCAIDPRB = Yes {1} THEN
  set Medicaid_Elig = 1
ENDIF

IF SingleServ {8} IN HIKIND OR SINCOV = Yes {1} THEN
  set SS_Elig = 1
ENDIF

IF Private {1} IN HIKIND OR (Medicare_Sup {3} IN HIKIND THEN
  set Private_Elig = 1
ENDIF

IF Military {6} IN HIKIND THEN
  set Military_Elig = 1
ENDIF

2. Set Screen complete flag
IF FHICOV = No {2} OR ((FHICOV = Yes {1} OR FHICOV =
  NONRESPONSE) AND HIKIND <> EMPTY) THEN
  set Screener_cmp = 1
ENDIF

IF ((NumPers65 >= 1 AND NumMCareInv = 0 AND
  NOT (Medicare {2} IN HIKIND) OR FHICOV = No {2}) AND
  MCAREPRB = EMPTY THEN
  set Screener_cmp = 0
ENDIF

IF (HIKIND = NONRESPONSE OR None {9} IN HIKIND OR
  FHICOV = No {2}) AND AnyInv = 0 AND
  MCAIDPRB = EMPTY THEN set Screener_cmp = 0
ENDIF

IF (NOT (SingleServ IN HIKIND)) AND (HIKIND = RESPONSE
  OR HIKIND = NONRESPONSE) AND (NumSSInv = 0)) AND
  SINCOV = EMPTY THEN set Screener_cmp := 0
ENDIF

3. If a part is not eligible then set the part complete flag

IF Screener_cmp = 1 THEN

  IF Medicare_Elig <> 1 THEN set Medicare_cmp := 1
  ENDIF
  IF Medicaid_Elig <> 1 THEN set
    Medicaid_cmp := 1
    CHIP_cmp := 1
```

```
        IHS_cmp := 1
    ELSE
        IF MedicaidFlg <> 1 THEN set Medicaid_cmp := 1
        ENDIF
        IF CHIPFlg <> 1 THEN set CHIP_cmp := 1
        ENDIF
        IF IHSflg <> 1 THEN set IHS_cmp := 1
        ENDIF
    ENDIF

    IF SS_Elig <> 1 THEN set SS_cmp := 1
    ENDIF
    IF Private_Elig <> 1 THEN set Private_cmp := 1
    ENDIF
    IF Military_Elig <> 1 THEN set Military_cmp := 1
    ENDIF

ENDIF
```

Array:

Skip Instructions: IF 2 selected in HIKIND OR MCAREPRB = 1 then goto MEDICARE
ELSEIF 4, 5, OR 7 selected in HIKIND OR MCAIDPRB = 1 then
goto BlkMedicaid
ELSEIF 8 selected in HIKIND OR SINCOV = 1 then
goto Tbsingleserv
ELSEIF 1 OR 3 selected in HIKIND goto BlkPrivate
ELSEIF 6 selected in HIKIND goto BlkMilitary
ELSE goto PartB_End

Report Section: 12 - Screener

tblMedicare

Block

BlkSect12B.tblMedicare

Description: MEDICARE Question

Tab Name:

Fly Over Name:

Universe Type: If

Inherited Universe:

Universe:

Universe Description:

Array:

Block Instructions:

Field

MEDICARE
BlkSect12B.tblMedicare.MEDICARE

Description: Who is enrolled in Medicare

Form Pane Label: Medicare Who

SAS Name:

Tag Name: MEDICARE

Inherited Universe:

Universe: Medicare {2} IN BSECT12.BlkSect12B.HIKIND OR MCAREPRB = Yes {1}

Universe Description:

Question Text: Who ^Medicare_else enrolled in Medicare?

✦ Enter line numbers for all that apply, separate with commas.

Fills: Medicare_else

Instructions: If NumMCareInv > 0 then fill "else is"
Else fill "is"

Type: Set

Max Number of Values: 30

Length: 2

Answer List: TMedicare

Value:	Mnemonic:	Description:
1	Person 1	Person 1
2	Person 2	Person 2
3	Person 3	Person 3
4	Person 4	Person 4
5	Person 5	Person 5
6	Person 6	Person 6
7	Person 7	Person 7
8	Person 8	Person 8
9	Person 9	Person 9
10	Person 10	Person 10
11	Person 11	Person 11
12	Person 12	Person 12
13	Person 13	Person 13

14	Person 14	Person 14
15	Person 15	Person 15
16	Person 16	Person 16
17	Person 17	Person 17
18	Person 18	Person 18
19	Person 19	Person 19
20	Person 20	Person 20
21	Person 21	Person 21
22	Person 22	Person 22
23	Person 23	Person 23
24	Person 24	Person 24
25	Person 25	Person 25
26	Person 26	Person 26
27	Person 27	Person 27
28	Person 28	Person 28
29	Person 29	Person 29
30	Person 30	Person 30

- Don't Know
- Refuse
- Empty

- On Input
- On Output

Array:

Special Instructions: In the answer list, display all active CU members (CC.Unit2.Pesron.Recstatm = 1) who do not already have a Medicare inventory record.

Skip Instructions: Goto TbIMEDICARE

Instrument SAS Name: MEDICARE

Destination Data Set: EHHS

Sponsor Field Type: C

Report Section: 12B - Medicare

Date Implemented (YYYY-MM-DD): April 2017

Block

BlkMedicare
BlkSect12B.BlkMedicare

Description: Medicare block - Person Level

Tab Name:

Fly Over Name:

Universe Type: While

Inherited Universe:

Universe: BSECT12.BlkSect12B.tblMedicare.MEDICARE = RESPONSE

Universe Description: Ask questions for all persons selected in MEDICARE

Array:

Block Instructions: 1. Create a person level table where the row numbers match up with the member number (membno) from BControlCard.Tunit2

2. Section Label: Section 12, Part B - Medicare

MEMBNO

Field

BlkSect12B.BlkMedicare.MEMBNO

Description: Member line number from MEMBNO

Form Pane Label:

SAS Name: MEMBNO

Tag Name:

Inherited Universe:

Universe:

Universe Description:

Question Text:

Type: Integer

Length: 2

Min: 1

Max: 30

- Don't Know
- Refuse
- Empty

On Input

On Output

Array:

Special Instructions: Set MEMBNO equal to BControlcard.Tunit2.BPerson.MEMBNO

Instrument SAS Name: MEMBNO

Destination Data Set: EHIM

Sponsor Field Type: N

Report Section: 12B - Medicare

Date Implemented (YYYY-MM-DD): April 2017

Field

MEM_NAME
BlkSect12B.BlkMedicare.MEM_NAME

Description: Name - SHOW ONLY Field

Form Pane Label: Name

SAS Name:

Tag Name:

Inherited Universe:

Universe:

Universe Description:

Question Text: ** SHOW ONLY **

Type: String

Length: 30

- Don't Know
- Refuse
- Empty

- On Input
- On Output

Store Instructions: Pre-Fill member NAME in this field

Array:

Report Section: 12B - Medicare

Date Implemented (YYYY-MM-DD): April 2017

MCCHOICE

Field

BlkSect12B.BlkMedicare.MCCHOICE

Description: Are you enrolled in Medicare Advantage plan?

Form Pane Label: Mcare Adv

SAS Name: MCCHOICE

Tag Name: MCCHOICE

Inherited Universe:

Universe: MEMBNUM = any entry in BSECT12.BlkSect12B.tbIMedicare.MEDICARE

Universe Description:

Help Screen: H_MCHOICE

Question Text: ? [F1]

**Medicare Advantage is the new name for Medicare Plus Choice plans.
^Arels_C ^YouName enrolled in a Medicare Advantage plan (Part C)?**

Fills: Arels_C

Instructions: IF RESPLINE = MEMBNO then fill "Are"
ELSE fill "Is"

Fills: YouName

Instructions: If RESPLINE = MEMBNO then fill "you"
Else fill ^Name

Fills: Name

Instructions: Fill Name

Type: Enumerated

Length: 1

Answer List: TYesNo

Value:	Mnemonic:	Description:
1	Yes	Yes
2	No	No

Don't Know

Refuse

Empty

On Input
 On Output

Array:

Skip Instructions: 1: Goto MCPREM

2, DK, RF: Goto MCHMOPLN

Instrument SAS Name: MCCHOICE

Destination Data Set: EHIM

Sponsor Field Type: C

Report Section: 12B - Medicare

Date Implemented (YYYY-MM-DD): April 2017

MCHMOPLN

Field

BlkSect12B.BlkMedicare.MCHMOPLN

Description: Are you under a Medicare managed care arrangement, such as HMO?

Form Pane Label: HMO

SAS Name: MCHMOPLN

Tag Name: MCHMOPLN

Inherited Universe:

Universe: MCCHOICE = No {2} or MCCHOICE = NONRESPONSE

Universe Description: Not enrolled in a Medicare Advantage plan

Question Text: ^Arels_C ^YouName under a Medicare managed care arrangement, such as an HMO, that is, a Health Maintenance Organization? (With an HMO, you must generally receive care from HMO doctors, otherwise the expense is not covered unless you were referred by the HMO or there was a medical emergency.)

Fills: Arels_C

Instructions: IF RESPLINE = MEMBNO then fill "Are"
ELSE fill "Is"

Fills: YouName

Instructions: If RESPLINE = MEMBNO then fill "you"
Else fill ^Name

Fills: Name

Instructions: Fill Name

Type: Enumerated

Length: 1

Answer List: TYesNo

Value:	Mnemonic:	Description:
1	Yes	Yes
2	No	No

- Don't Know
- Refuse
- Empty

On Input
 On Output

Array:

Skip Instructions: 1: Goto MCPREM

2,DK,RF: Goto MCPARTD

Instrument SAS Name: MCHMOPLN

Destination Data Set: EHIM

Sponsor Field Type: C

Report Section: 12B - Medicare

Date Implemented (YYYY-MM-DD): April 2017

MCPREM

Field

BlkSect12B.BlkMedicare.MCPREM

Description: Are you paying a premium for Medicare Advantage/Medicare HMO plan?

Form Pane Label: Prem

SAS Name: MCPREM

Tag Name: MCPREM

Inherited Universe:

Universe: MCCHOICE = Yes {1} OR MCHMOPLN = Yes {1}

Universe Description: Enrolled in a Medicare Advantage plan or under a Medicare managed care arrangement

Question Text: Besides ^YourNames Medicare Part B payment, ^Arels ^YouName paying a premium for ^Yourhisher ^MCPREM_advhmo plan (Part C)?

Fills: YourNames

Instructions: If RESPLINE = MEMBNO then fill "your"
Else fill ^Name's

Fills: Name

Instructions: Fill Name

Fills: Arels

Instructions: IF RESPLINE = MEMBNO then fill "are"
ELSE fill "is"

Fills: YouName

Instructions: If RESPLINE = MEMBNO then fill "you"
Else fill ^Name

Fills: Name

Instructions: Fill Name

Fills: Yourhisher

Instructions: If RESPLINE = MEMBNO then fill "your"
Elseif SEX[MEMBNO] = 2 then fill "her"
Else fill "his"

Fills: MCPREM_advhmo

Instructions: If MCCHOICE = Yes {1} then fill "Medicare Advantage"

Else fill "Medicare HMO"

Type: Enumerated
Length: 1

Answer List: TYesNo

Value:	Mnemonic:	Description:
1	Yes	Yes
2	No	No

- Don't Know
- Refuse
- Empty

- On Input
- On Output

Array:

Skip Instructions: 1: Goto MCPRPTCX

2,DK,RF: Goto MCRXINPC

Instrument SAS Name: MCPREM

Destination Data Set: EHIM

Sponsor Field Type: C

Report Section: 12B - Medicare

Date Implemented (YYYY-MM-DD): April 2017

M CPRPTCX

Field

BlkSect12B.BlkMedicare.M CPRPTCX

Description: What is the monthly premium for Medicare Advantage/Medicare HMO plan?

Form Pane Label: Prem \$

SAS Name: M CPRPTCX

Tag Name: M CPRPTCX

Inherited Universe:

Universe: MCPREM = Yes {1}

Universe Description: Paying a premium Medicare Advantage/Medicare HMO plan

Question Text: What is ^YourNames monthly premium for ^Yourhisher ^MCPREM_advhmo plan (Part C)?

Fills: Yourhisher

Instructions: If RESPLINE = MEMBNO then fill "your"
Elseif SEX[MEMBNO] = 2 then fill "her"
Else fill "his"

Fills: MCPREM_advhmo

Instructions: If MCCHOICE = Yes {1} then fill "Medicare Advantage"
Else fill "Medicare HMO"

Fills: YourNames

Instructions: If RESPLINE = MEMBNO then fill "your"
Else fill ^Name's

Fills: Name

Instructions: Fill Name

Type: Integer

Length: 7

Min: 1

Max: 999999

- Don't Know
- Refuse
- Empty

On Input
 On Output

Store Instructions: If M CPRPTCX is in range or NONRESPONSE the set M CPR_TCX = EMPTY

Array:

Special Instructions: Display \$ and comma in the entry field

Skip Instructions: IF M CPRPTCX < 5 or M CPRPTCX > 1080 then goto ERR1_M CPRPTCX

ELSE goto M CRXINPC

Instrument SAS Name: M CPRPTCX

Destination Data Set: EHIM

Sponsor Field Type: N

Report Section: 12B - Medicare

Date Implemented (YYYY-MM-DD): April 2017

ERR1_MCPRPTCX

Check

BlkSect12B.BlkMedicare.ERR1_MCPRPTCX

Description: Out of Range Check

Inherited Universe:

Universe: (MCPRPTCX < 5 or MCPRPTCX > 1080) AND MCPRPTCX = RESPONSE

Universe Description:

Text: * THE AMOUNT ENTERED IS UNUSUALLY HIGH OR LOW

PLEASE VERIFY AND IF CORRECT, ENTER ITEM LEVEL NOTE

Check Instructions: IF suppressed then set MCPR_TCX = 'A1'

Type: Soft

Skip Instructions: Suppress: Goto MCRXINPC

All others, go back to MCPRPTCX

Field

MCRXINPC
BlkSect12B.BlkMedicare.MCRXINPC

Description: Prescription drug coverage included

Form Pane Label: Include Drug Coverage

SAS Name: MCRXINPC

Tag Name: MCRXINPC

Inherited Universe:

Universe: MCCHOICE = Yes {1} OR MCHMOPLN = Yes {1}

Universe Description: Yes, still enrolled in Medicare advantage or Medicare HMO

Question Text: Is prescription drug coverage included in ^YourNames ^MCPREM_advhmo plan (Part C)?

Fills: YourNames

Instructions: If RESPLINE = MEMBNO then fill "your"
Else fill ^Name's

Fills: Name

Instructions: Fill Name

Fills: MCPREM_advhmo

Instructions: If MCCHOICE = Yes {1} then fill "Medicare Advantage"
Else fill "Medicare HMO"

Type: Enumerated

Length: 1

Answer List: TYesNo

Value:	Mnemonic:	Description:
1	Yes	Yes
2	No	No

- Don't Know
- Refuse
- Empty

- On Input
- On Output

Array:

Skip Instructions: 1,DK,RF: Goto END_PERSON

2: Goto MCPARTD

Instrument SAS Name: MCRXINPC

Destination Data Set: EHIM

Sponsor Field Type: C

Report Section: 12B - Medicare

Field

MCPARTD
BlkSect12B.BlkMedicare.MCPARTD

Description: Are you enrolled in Medicare Part D?

Form Pane Label: Part D
SAS Name: MCPARTD
Tag Name: MCPARTD
Inherited Universe:

Universe: MCRXINPC = No {2} OR MCHMOPLN = No {2} OR MCHMOPLN = NONRESPONSE

Universe Description:

Question Text: ^Arels_C ^YouName enrolled in Medicare Part D, also known as the Medicare Prescription Drug Plan?

Fills: Arels_C

Instructions: IF RESPLINE = MEMBNO then fill "Are"
ELSE fill "Is"

Fills: YouName

Instructions: If RESPLINE = MEMBNO then fill "you"
Else fill ^Name

Fills: Name

Instructions: Fill Name

Type: Enumerated

Length: 1

Answer List: TYesNo

Value:	Mnemonic:	Description:
1	Yes	Yes
2	No	No

- Don't Know
- Refuse
- Empty

- On Input
- On Output

Array:

Skip Instructions: 1: Goto MCPRPTDX

2,DK,RF: Goto End_Person

Instrument SAS Name: MCPARTD

Destination Data Set: EHIM

Sponsor Field Type: C

Report Section: 12B - Medicare

Date Implemented (YYYY-MM-DD): April 2017

Field

M CPRPTDX
BlkSect12B.BlkMedicare.M CPRPTDX

Description: What is the monthly premium for Medicare Part D prescription drug plan?

Form Pane Label: Part D \$

SAS Name: M CPRPTDX

Tag Name: M CPRPTDX

Inherited Universe:

Universe: M CPARTD = Yes {1}

Universe Description: Yes, enrolled in Medicare Part D

Question Text: What is ^YourNames monthly premium for ^Yourhisher Medicare Part D prescription drug plan?

Fills: YourNames

Instructions: If RESPLINE = MEMBNO then fill "your"
Else fill ^Name's

Fills: Name

Instructions: Fill Name

Fills: Yourhisher

Instructions: If RESPLINE = MEMBNO then fill "your"
Elseif SEX[MEMBNO] = 2 then fill "her"
Else fill "his"

Type: Integer

Length: 7

Min: 1

Max: 999999

Don't Know
 Refuse
 Empty

On Input
 On Output

Store Instructions: IF M CPRPTDX is in range or NONRESPONSE then set M CPR_TDX = EMPTY

Array:

Special Instructions: Display \$ and comma in the entry field

Skip Instructions: IF M CPRPTDX < 5 or M CPRPTDX > 175 then goto ERR1_M CPRPTDX

ELSE goto End_Person

Instrument SAS Name: M CPRPTDX

Destination Data Set: EHIM

Sponsor Field Type: N

Report Section: 12B - Medicare

Date Implemented (YYYY-MM-DD): April 2017

Check

ERR1_M CPRPTDX
BlkSect12B.BlkMedicare.ERR1_M CPRPTDX

Description: Out of Range Check

Inherited Universe:

Universe: (M CPRPTDX < 5 or M CPRPTDX > 175) AND M CPRPTDX = RESPONSE

Universe Description:

Text: * THE AMOUNT ENTERED IS UNUSUALLY HIGH OR LOW

PLEASE VERIFY AND IF CORRECT, ENTER ITEM LEVEL NOTE

Check Instructions: IF suppressed then set M CPR_TDX = 'A1'

Type: Soft

Skip Instructions: Suppress: Goto End_Person

All others, go back to M CPRPTDX

End_Person

Field

BlkSect12B.BlkMedicare.End_Person

Description: End of person record

Form Pane Label:

SAS Name:

Tag Name:

Inherited Universe:

Universe: MCPARTD = No {2} or MCPARTD = NONRESPONSE or MCPRPTDX = RESPONSE
or MCPRPTDX = NONRESPONSE or MCRXINPC = Yes {1} or MCRXINPC =
NONRESPONSE

Universe Description:

Question Text:

Type: Classification

Length: 0

- Don't Know
- Refuse
- Empty

- On Input
- On Output

Store Instructions: Set HIC_ORIG = 1 and HIC_STAT = 1

Array:

Skip Instructions: Goto MCCHOICE for the next appropriate person.

If no more persons than exit the medicare block and goto Medicare_Complete

Report Section: 12B - Medicare

Date Implemented (YYYY-MM-DD): April 2017

Field

MATCHID
BlkSect12B.BlkMedicare.MATCHID

Description: Match ID used for matching record in processing

Form Pane Label:

SAS Name:

Tag Name:

Inherited Universe:

Universe:

Universe Description:

Question Text: ** Created in Post Processing **

Type: Integer

Length: 2

Min: 0

Max: 99

- Don't Know
- Refuse
- Empty

- On Input
- On Output

Array:

Instrument SAS Name: MATCHID

Destination Data Set: EHIM

Sponsor Field Type: N

Report Section: 12B - Medicare

Date Implemented (YYYY-MM-DD): April 2017

HIC_STAT

Field

BlkSect12B.BlkMedicare.HIC_STAT

Description: Record status

Form Pane Label:

SAS Name: REC_STAT

Tag Name:

Inherited Universe:

Universe:

Universe Description:

Question Text: ** Not Displayed **

Type: String

Length: 1

Don't Know

Refuse

Empty

On Input

On Output

Array:

Special Instructions: NOTE: See End_Person for how to set this field

Valid Values: 1 = Active Record

3 = Inactive Record

Instrument SAS Name: HIC_STAT

Destination Data Set: EHIM

Sponsor Field Type: C

Report Section: 12B - Medicare

Date Implemented (YYYY-MM-DD): April 2017

Field

HIC_ORIG
BlkSect12B.BlkMedicare.HIC_ORIG

Description: Record origin

Form Pane Label:

SAS Name: REC_ORIG

Tag Name:

Inherited Universe:

Universe:

Universe Description:

Question Text: ** Not Displayed **

Type: String

Length: 1

Don't Know

Refuse

Empty

On Input

On Output

Array:

Special Instructions: NOTE: See End_Person for how to set this field

Valid Values: 1 = Data from current month interview

4 = Inventory data- no updates were made

5 = Inventory data- updates made.

Instrument SAS Name: HIC_ORIG

Destination Data Set: EHIM

Sponsor Field Type: C

Report Section: 12B - Medicare

Date Implemented (YYYY-MM-DD): April 2017

MCPR_TCX

Field

BlkSect12B.BlkMedicare.MCPR_TCX

Description: Range edit flag for MCPRPTCX

Form Pane Label:

SAS Name: MCPR_TCX

Tag Name:

Inherited Universe:

Universe:

Universe Description:

Question Text: ** Not Displayed **

Type: String

Length: 2

- Don't Know
- Refuse
- Empty

- On Input
- On Output

Array:

Special Instructions: NOTE: See ERR1_MCPRPTCX for how to set this field

Valid Values: A1 = Range edit failed
(ERR1 check was suppressed)

Blank = Range edit passed

Instrument SAS Name: MCPR_TCX

Destination Data Set: EHIM

Sponsor Field Type: C

Report Section: 12B - Medicare

Date Implemented (YYYY-MM-DD): April 2017

Sponsor Edits: FLAG

MCPR_TDX

Field

BlkSect12B.BlkMedicare.MCPR_TDX

Description: Range edit flag for MCPRPTDX

Form Pane Label:

SAS Name: MCPR_TDX

Tag Name:

Inherited Universe:

Universe:

Universe Description:

Question Text: ** Not Displayed **

Type: String

Length: 2

Don't Know

Refuse

Empty

On Input

On Output

Array:

Special Instructions: NOTE: See ERR1_MCPRPTDX for how to set this field

Valid Values: A1 = Range edit failed
(ERR1 check was suppressed)

Blank = Range edit passed

Instrument SAS Name: MCPR_TDX

Destination Data Set: EHIM

Sponsor Field Type: C

Report Section: 12B - Medicare

Date Implemented (YYYY-MM-DD): April 2017

Sponsor Edits: FLAG

MEDICARE

Field

BlkSect12B.BlkMedicare.MEDICARE

Description: Medicare flag - Created in Processing

Form Pane Label:

SAS Name: MEDICARE

Tag Name:

Inherited Universe:

Universe:

Universe Description:

Question Text: ** Created in Processing **

Type: String

Length: 1

- Don't Know
- Refuse
- Empty

- On Input
- On Output

Store Instructions: Values 1 = has medicare
2 = Does not still have medicare
9 = Don't know in MDCRSTLL
8 = Refused in MDCRSTLL

Array:

Instrument SAS Name: MEDICARE

Destination Data Set: EHIM

Sponsor Field Type: C

Report Section: 12B - Medicare

Date Implemented (YYYY-MM-DD): April 2017

Field

HIM_oninput
BlkSect12B.BlkMedicare.HIM_oninput

Description: Place record on input flag - Created in Processing

Form Pane Label:

SAS Name:

Tag Name:

Inherited Universe:

Universe:

Universe Description:

Question Text: ** Created in Processing **

Type: Integer

Length: 1

Min: 1

Max: 2

- Don't Know
- Refuse
- Empty

- On Input
- On Output

Array:

Special Instructions: Set in Processing.

Values: 1 = Please record on SCIF

2 = Do not place record on SCIF.

(Medicare is "no")

Instrument SAS Name: HIM_oninput

Destination Data Set: EHIM

Sponsor Field Type: N

Report Section: 12B - Medicare

Date Implemented (YYYY-MM-DD): April 2017

Medicare_Complete

Field

BlkSect12B.Medicare_Complete

Description: Medicare Complete Flag

Form Pane Label:

SAS Name:

Tag Name:

Inherited Universe:

Universe:

Universe Description:

Question Text: ** Not Displayed **

Type: Classification

Length: 0

Don't Know

Refuse

Empty

On Input

On Output

Store Instructions: Set Medicare complete flag

```
IF Sect12BMedicare[Last_Member].MCPARTD = No {2} OR
  Sect12BMedicare[Last_Member].MCPARTD = NONRESPONSE OR
  Sect12BMedicare[Last_Member].MCPRPTDX = RESPONSE OR
  Sect12BMedicare[Last_Member].MCPRPTDX = NONRESPONSE OR
  Sect12BMedicare[Last_Member].MCRXINPC = NONRESPONSE OR
  Sect12BMedicare[Last_Member].MCRXINPC = Yes {1} THEN
  set Medicare_Cmp = 1
ELSE
  set Medicare_Cmp = 0
ENDIF
```

Array:

Skip Instructions: IF 4, 5, OR 7 selected in HIKIND OR MCAIDPRB = 1 then

goto BlkMedicaid

ELSEIF 8 selected in HIKIND OR SINCOV = 1 then

goto Tblsingleserv

ELSEIF 1 OR 3 selected in HIKIND goto BlkPrivate

ELSEIF 6 selected in HIKIND goto BlkMilitary
ELSE goto Partb_End

Report Section: 12B - Medicare

MCHOICE_Flag

Field

BlkSect12B.MCHOICE_Flag

Description: Flag for if any medicare records are medical advantage plans

Form Pane Label:

SAS Name:

Tag Name:

Inherited Universe:

Universe:

Universe Description:

Question Text:

Type: Integer

Length: 1

Min: 1

Max: 0

- Don't Know
- Refuse
- Empty

- On Input
- On Output

Store Instructions: set MCHOICE_Flag = 0

IF there are any records with

BSECT12.BlkSect12B.BlkMedicare.MCCHOICE = Yes {1} OR

BSECT12.BlkSect12A.BlkMedicare_inv.MCCHOICA = Yes {1}

then set MCHOICE_Flag = 1

Array:

Report Section: 12B - Medicare

Field

MCHMOPLN_Flag
BlkSect12B.MCHMOPLN_Flag

Description: Flag for if there are any records with Medicare managed care arrangement

Form Pane Label:

SAS Name:

Tag Name:

Inherited Universe:

Universe:

Universe Description:

Question Text:

Type: Integer

Length: 1

Min: 1

Max: 0

- Don't Know
- Refuse
- Empty

- On Input
- On Output

Store Instructions: MCHMOPLN_Flag = 0

IF there are any records with

BSECT12.BlkSect12B.BlkMedicare.MCHMOPLN = Yes {1} OR

BSECT12.BlkSect12A.BlkMedicare_inv.MCHMOPLA = Yes {1} then

set MCHMOPLN_Flag = 1

Endif

Array:

Report Section: 12B - Medicare

BlkMedicaid

Block

BlkSect12B.BlkMedicaid

Description: Medicaid/CHIP/IHS Insurance block - asked once per household

Tab Name:

Fly Over Name:

Universe Type: If

Inherited Universe:

Universe: (Medicaid {4} IN BSect12.BlkPartB.HIKIND) OR (SCHIP {5} IN BSect12.BlkPartB.HIKIND) OR (IHS {7} IN BSect12.BlkPartB.HIKIND) OR (MCAIDPRB = Yes {1})

Universe Description:

Array:

Block Instructions: Section Label: Section 12, Part B - Medicaid, CHIP, and IHS

NOTE: The data in this block is combined with Military and sent to BLS under EHHM. (See Block Sect12BLSFinal. Any changes made here also need to be made in Sect12BLSFinal.)

Field

MEDICAID
BlkSect12B.BlkMedicaid.MEDICAID

Description: Are you covered by Medicaid?

Form Pane Label: Medicaid

SAS Name: MEDICAID

Tag Name: MEDICAID

Inherited Universe:

Universe: Medicaid {4} IN BSect12.BlkPartB.HIKIND OR BSect12.BlkPartB.MCAIDPRB = Yes {1}

Universe Description:

Question Text: Earlier I recorded that ^YOU_YRCU ^Areis_CU covered by Medicaid^MDCDSTfill. Is that correct?

Fills: YOU_YRCU

Instructions: IF NUMHOUSE = 1 then fill "you"
ELSE fill "your household"

Fills: Areis_CU

Instructions: IF NUMHOUSE = 1 then fill "are"
ELSE fill "is"

Fills: MDCDSTfill

Instructions: IF STATE = 'AZ' then fill "/Arizona Health Care Cost Containment System"
IF STATE = 'CA' then fill "/Medi-Cal"
IF STATE = 'KY' then fill "/KY Health Choices"
IF STATE = 'ME' then fill "/MaineCare"
IF STATE = 'MA' then fill "/MassHealth"
IF STATE = 'MO' then fill "/MO HealthNet"
IF STATE = 'OK' then fill "/SoonerCare"
IF STATE = 'OR' then fill "/OR Health Plan"
IF STATE = 'TN' then fill "/TennCare"
IF STATE = 'WY' then fill "/EqualityCare"
IF STATE = 'CT', 'DC', 'HI', 'MD', 'MN', 'PA', 'RI' or 'SD' then fill "/Medical Assistance"

Type: Enumerated

Length: 1

Answer List: TYesNo

Value:	Mnemonic:	Description:
1	Yes	Yes
2	No	No

- Don't Know
- Refuse
- Empty

- On Input
- On Output

Array:

Skip Instructions: 1: IF NUMHOUSE = 1 then goto MXCHNG
ELSE goto MDCDCOV

2,DK,RF: Goto Medicaid_Complete

Instrument SAS Name: MEDICAID

Destination Data Set: EHHD

Sponsor Field Type: C

Report Section: 12B - Medicaid

Date Implemented (YYYY-MM-DD): April 2017

Field

MDCDCOV

BlkSect12B.BlkMedicaid.MDCDCOV

Description: How many members are covered by Medicaid?

Form Pane Label: # Members

SAS Name: MDCDCOV

Tag Name: MDCDCOV

Inherited Universe:

Universe: MEDICAID = Yes {1} AND NUMHOUSE > 1

Universe Description:

Question Text: How many members of your household are covered by Medicaid^MDCDSTfill?

Fills: MDCDSTfill

Instructions: IF STATE = 'AZ' then fill "/Arizona Health Care Cost Containment System"

IF STATE = 'CA' then fill "/Medi-Cal"

IF STATE = 'KY' then fill "/KY Health Choices"

IF STATE = 'ME' then fill "/MaineCare"

IF STATE = 'MA' then fill "/MassHealth"

IF STATE = 'MO' then fill "/MO HealthNet"

IF STATE = 'OK' then fill "/SoonerCare"

IF STATE = 'OR' then fill "/OR Health Plan"

IF STATE = 'TN' then fill "/TennCare"

IF STATE = 'WY' then fill "/EqualityCare"

IF STATE = 'CT', 'DC', 'HI', 'MD', 'MN', 'PA', 'RI' or 'SD' then fill "/Medical Assistance"

Type: Integer

Length: 2

Min: 1

Max: 30

Don't Know

Refuse

Empty

On Input

On Output

Array:

Skip Instructions: IF MDCDCOV > NUMHOUSE then goto CK_MDCDCOV

ELSE goto MXCHNG

Instrument SAS Name: MDCDCOV

Destination Data Set: EHHD

Sponsor Field Type: N

Report Section: 12B - Medicaid

Date Implemented (YYYY-MM-DD): April 2017

Check

CK_MDCDCOV
BlkSect12B.BlkMedicaid.CK_MDCDCOV

Description: # members covered by Medicaid > total # of members

Inherited Universe:

Universe: MDCDCOV > NUMHOUSE AND MDCDCOV = RESPONSE

Universe Description: Number of members covered by medicaid is greater than the total number of household members

Text: * [Number cannot exceed number of household members](#)

Check Instructions:

Type: Hard

Skip Instructions: Go back to MDCDCOV

MXCHNG

Field

BlkSect12B.BlkMedicaid.MXCHNG

Description: Was Medicaid obtained through Healthcare.gov or Health Insurance Marketplace?

Form Pane Label: Healthcare.gov?

SAS Name: MXCHNG

Tag Name: MXCHNG

Inherited Universe:

Universe: MEDICAID = Yes {1}

Universe Description:

Question Text: Was ^YR_YRCUS Medicaid obtained through Healthcare.gov or the ^MXCHNG_fill?

Fills: YR_YRCUS

Instructions: IF NUMHOUSE = 1 then fill "your"
ELSE fill "your household's"

Fills: MXCHNG_fill

Instructions: If state = 'AR', 'CA', 'CO', 'CT', 'DE', 'DC', 'HI', 'ID', 'IL', 'KY', 'MD', 'MA', 'MI', 'MN', 'NV', 'NM', 'NY', 'OR', 'RI', 'VT', 'WA', 'WV' then fill "Health Insurance Marketplace, such as ^MXCHNG_Fill2"
ELSE fill "Health Insurance Marketplace"

Fills: MXCHNG_Fill2

Instructions: If state = 'AR' then fill "the Arkansas Health Connector"
If state = 'CA' then fill "Covered California"
If state = 'CO' then fill "Connect for Health Colorado"
If state = 'CT' then fill "Access Health CT"
If state = 'DE' then fill "Choose Health Delaware"
If state = 'DC' then fill "DC Health Link"
If state = 'HI' then fill "the Hawaii Health Connector"
If state = 'ID' then fill "Your Health Idaho"
If state = 'IL' then fill "Get Covered Illinois"
If state = 'KY' then fill "Kynect"
If state = 'MD' then fill "the Maryland Health Connection"
If state = 'MA' then fill "the Massachusetts Health Connector, Commonwealth Care (CommCare), Commonwealth Choice (CommChoice)"
If state = 'MI' then fill "the Health Insurance Consumer Assistance Program (HICAP)"
If state = 'MN' then fill "MNSure"

If state = 'NV' then fill "the Nevada Health Link"
If state = 'NM' then fill "BeWellNM"
If state = 'NY' then fill "New York State of Health"
If state = 'OR' then fill "Cover Oregon"
If state = 'RI' Island then fill "Health Source RI"
If state = 'VT' then fill "Vermont Health Connect"
If state = 'WA' then fill "the Washington Health Plan Finder, the Washington Health Benefit Exchange"
If state = 'WV' then fill "the West Virginia Health Insurance Marketplace"

Type: Enumerated
Length: 1

Answer List: TYesNo

Value:	Mnemonic:	Description:
1	Yes	Yes
2	No	No

- Don't Know
- Refuse
- Empty

- On Input
- On Output

Array:

Skip Instructions: Goto MEDPREM

Instrument SAS Name: MXCHNG

Destination Data Set: EHHD

Sponsor Field Type: C

Report Section: 12B - Medicaid

Date Implemented (YYYY-MM-DD): April 2017

MEDPREM

Field

BlkSect12B.BlkMedicaid.MEDPREM

Description: Do you pay a premium for your Medicaid plan?

Form Pane Label: Pay Premiums

SAS Name: MEDPREM

Tag Name: MEDPREM

Inherited Universe:

Universe: MEDICAID = Yes {1}

Universe Description:

Question Text: A health insurance premium is the amount you or a family member pays each month for healthcare coverage. Do ^YOU_ANYONE pay a premium for your Medicaid^MDCDSTfill plan?

Fills: YOU_ANYONE

Instructions: IF NUMHOUSE = 1 then fill "you"
ELSE fill "you or anyone in your household"

Fills: MDCDSTfill

Instructions: IF STATE = 'AZ' then fill "/Arizona Health Care Cost Containment System"
IF STATE = 'CA' then fill "/Medi-Cal"
IF STATE = 'KY' then fill "/KY Health Choices"
IF STATE = 'ME' then fill "/MaineCare"
IF STATE = 'MA' then fill "/MassHealth"
IF STATE = 'MO' then fill "/MO HealthNet"
IF STATE = 'OK' then fill "/SoonerCare"
IF STATE = 'OR' then fill "/OR Health Plan"
IF STATE = 'TN' then fill "/TennCare"
IF STATE = 'WY' then fill "/EqualityCare"
IF STATE = 'CT', 'DC', 'HI', 'MD', 'MN', 'PA', 'RI' or 'SD' then fill "/Medical Assistance"

Type: Enumerated

Length: 1

Answer List: TYesNo

Value:	Mnemonic:	Description:
1	Yes	Yes
2	No	No

Don't Know
 Refuse
 Empty

On Input
 On Output

Array:

Skip Instructions: 1: Goto MDCDPRMX

2,DK,RF: Goto Medicaid_Complete

Instrument SAS Name: MEDPREM

Destination Data Set: EHHD

Sponsor Field Type: C

Report Section: 13B - Medicaid

Date Implemented (YYYY-MM-DD): April 2017

MDCDPRMX

Field

BlkSect12B.BlkMedicaid.MDCDPRMX

Description: What is the monthly premium for this Medicaid plan?

Form Pane Label: Monthly Premiums

SAS Name: MDCDPRMX

Tag Name: MDCDPRMX

Inherited Universe:

Universe: MEDPREM = Yes {1}

Universe Description:

Question Text: What is the monthly premium for this Medicaid^MDCDSTfill plan?

Fills: MDCDSTfill

Instructions: IF STATE = 'AZ' then fill "/Arizona Health Care Cost Containment System"

IF STATE = 'CA' then fill "/Medi-Cal"

IF STATE = 'KY' then fill "/KY Health Choices"

IF STATE = 'ME' then fill "/MaineCare"

IF STATE = 'MA' then fill "/MassHealth"

IF STATE = 'MO' then fill "/MO HealthNet"

IF STATE = 'OK' then fill "/SoonerCare"

IF STATE = 'OR' then fill "/OR Health Plan"

IF STATE = 'TN' then fill "/TennCare"

IF STATE = 'WY' then fill "/EqualityCare"

IF STATE = 'CT', 'DC', 'HI', 'MD', 'MN', 'PA', 'RI' or 'SD' then fill "/Medical Assistance"

Type: Integer

Length: 7

Min: 1

Max: 999999

Don't Know

Refuse

Empty

On Input

On Output

Store Instructions: IF MDCDPRMX is in range or NONRESPONSE then set MDCD_RMX = EMPTY

Array:

Special Instructions: Display \$ and comma in the entry field

Skip Instructions: IF MDCDPRMX > 100 then goto ERR1_MDCDPRMX

Else goto Medicaid_Complete

Instrument SAS Name: MDCDPRMX

Destination Data Set: EHHD

Sponsor Field Type: N

Report Section: 12B - Medicaid

Date Implemented (YYYY-MM-DD): April 2017

ERR1_MDCDPRMX

Check

BlkSect12B.BlkMedicaid.ERR1_MDCDPRMX

Description: Out of Range Check

Inherited Universe:

Universe: MDCDPRMX > 100 AND MDCDPRMX = RESPONSE

Universe Description:

Text: * THE AMOUNT ENTERED IS UNUSUALLY HIGH OR LOW

PLEASE VERIFY AND IF CORRECT, ENTER ITEM LEVEL NOTE

Check Instructions: IF suppressed then set MDCD_RMX = 'A1'

Type: Soft

Skip Instructions: Suppress: Goto Medicaid_Complete

All others, go back to MDCDPRMX

Field

CHIP

BlkSect12B.BlkMedicaid.CHIP

Description: Are you covered by Children's Health Insurance Program (CHIP)

Form Pane Label: Have CHIP

SAS Name: CHIP

Tag Name: CHIP

Inherited Universe:

Universe: Chip {5} IN BSect12.BlkPartB.HIKIND

Universe Description:

Question Text: Earlier I recorded that ^YOU_YRCU ^Areis_CU covered by the Children's Health Insurance Program (CHIP)^ST_CHIP. Is that correct?

Fills: YOU_YRCU

Instructions: IF NUMHOUSE = 1 then fill "you"
ELSE fill "your household"

Fills: Areis_CU

Instructions: IF NUMHOUSE = 1 then fill "are"
ELSE fill "is"

Fills: ST_CHIP

Instructions: IF STATE = 'AL' then fill "/ALL Kids program"
ELSEIF STATE = 'AK' then fill "/Denali Kidcare"
ELSEIF STATE = 'AZ' then fill "/KidsCare Program"
ELSEIF STATE = 'AR' then fill "/ARKids First-B"
ELSEIF STATE = 'CA' then fill "/Healthy Families Program"
ELSEIF STATE = 'CO' then fill "/Child Health Plan Plus (CHP+ program)"
ELSEIF STATE = 'CT' then fill "/HUSKY Part B"
ELSEIF STATE = 'DE' then fill "/Delaware Healthy Children Program"
ELSEIF STATE = 'FL' then fill "/Florida KidCare/MediKids/Healthy Kids/Title XXI
Children's Medical Services Network"
ELSEIF STATE = 'GA' then fill "/PeachCare for Kids"
ELSEIF STATE = 'HI' then fill "/QUEST Expanded Access (QExA)"
ELSEIF STATE = 'ID' then fill "/Access card"
ELSEIF STATE = 'IL' then fill "/All Kids"
ELSEIF STATE = 'IA' then fill "/Healthy and Well Kids in Iowa (hawk-i) program"
ELSEIF STATE = 'KS' then fill "/Healthwave"
ELSEIF STATE = 'KY' then fill "/KCHIP (Kentucky Children's Health Insurance
Program)/Family Choices"

ELSEIF STATE = 'LA' then fill "/LaCHIP program"
ELSEIF STATE = 'ME' then fill "/CubCare"
ELSEIF STATE = 'MD' then fill "/Maryland Children's Health Program (MCHP)"
ELSEIF STATE = 'MI' then fill "/MICHild program"
ELSEIF STATE = 'MO' then fill "/MO HealthNet for Kids/Healthy Children and Youth"
ELSEIF STATE = 'NE' then fill "/Kids Connection program"
ELSEIF STATE = 'NV' then fill "/Nevada Check Up Program"
ELSEIF STATE = 'NH' then fill "/Children's Medicaid"
ELSEIF STATE = 'NM' then fill "/SALUDI/Medical Assistance"
ELSEIF STATE = 'NY' then fill "/Child Health Plus (CHPlus) program"
ELSEIF STATE = 'NC' then fill "/North Carolina Health Choice for Children (NCHC)"
ELSEIF STATE = 'ND' then fill "/Healthy Steps program"
ELSEIF STATE = 'OR' then fill "/Healthy KidsConnect"
ELSEIF STATE = 'SC' then fill "/Partners for Healthy Children/SC Healthy Connection Kids"
ELSEIF STATE = 'SD' then fill "/Children's Health Insurance Program"
ELSEIF STATE = 'TN' then fill "/CoverKids program"
ELSEIF STATE = 'TX' then fill "/CHIP Prenatal"
ELSEIF STATE = 'VT' then fill "/Dr. Dynasaur"
ELSEIF STATE = 'VA' then fill "/Title XXI Waiver"
ELSEIF STATE = 'WA' then fill "/Premium-Based Apple for Kids"
ELSEIF STATE = 'WV' then fill "/WVCHIP"
ELSEIF STATE = 'WI' then fill "/Katie Beckett"
ELSEIF STATE = 'WY' then fill "/KidCare CHIP program"
ELSE leave blank

Type: Enumerated
Length: 1

Answer List: TYesNo

Value:	Mnemonic:	Description:
1	Yes	Yes
2	No	No

- Don't Know
- Refuse
- Empty

- On Input
- On Output

Array:

Skip Instructions: 1: IF NUMHOUSE = 1 then goto CHXCHNG

ELSE goto CHIPCOV

2,DK,RF: Goto Medicaid_Complete

Instrument SAS Name: CHIP

Destination Data Set: EHHD

Sponsor Field Type: C

Report Section: 12B - Medicaid

Date Implemented (YYYY-MM-DD): April 2017

CHIPCOV

Field

BlkSect12B.BlkMedicaid.CHIPCOV

Description: How many members are covered by CHIP?

Form Pane Label: How Many Members

SAS Name: CHIPCOV

Tag Name: CHIPCOV

Inherited Universe:

Universe: CHIP = Yes {1} AND NUMHOUSE > 1

Universe Description: Receive CHIP and more than one household member

Question Text: How many members of your household are covered by CHIP^ST_CHIP?

Fills: ST_CHIP

Instructions: IF STATE = 'AL' then fill "/ALL Kids program"

ELSEIF STATE = 'AK' then fill "/Denali Kidcare"

ELSEIF STATE = 'AZ' then fill "/KidsCare Program"

ELSEIF STATE = 'AR' then fill "/ARKids First-B"

ELSEIF STATE = 'CA' then fill "/Healthy Families Program"

ELSEIF STATE = 'CO' then fill "/Child Health Plan Plus (CHP+ program)"

ELSEIF STATE = 'CT' then fill "/HUSKY Part B"

ELSEIF STATE = 'DE' then fill "/Delaware Healthy Children Program"

ELSEIF STATE = 'FL' then fill "/Florida KidCare/MediKids/Healthy Kids/Title XXI
Children's Medical Services Network"

ELSEIF STATE = 'GA' then fill "/PeachCare for Kids"

ELSEIF STATE = 'HI' then fill "/QUEST Expanded Access (QExA)"

ELSEIF STATE = 'ID' then fill "/Access card"

ELSEIF STATE = 'IL' then fill "/All Kids"

ELSEIF STATE = 'IA' then fill "/Healthy and Well Kids in Iowa (hawk-i) program"

ELSEIF STATE = 'KS' then fill "/Healthwave"

ELSEIF STATE = 'KY' then fill "/KCHIP (Kentucky Children's Health Insurance
Program)/Family Choices"

ELSEIF STATE = 'LA' then fill "/LaCHIP program"

ELSEIF STATE = 'ME' then fill "/CubCare"

ELSEIF STATE = 'MD' then fill "/Maryland Children's Health Program (MCHP)"

ELSEIF STATE = 'MI' then fill "/MICHild program"

ELSEIF STATE = 'MO' then fill "/MO HealthNet for Kids/Healthy Children and
Youth"

ELSEIF STATE = 'NE' then fill "/Kids Connection program"

ELSEIF STATE = 'NV' then fill "/Nevada Check Up Program"

ELSEIF STATE = 'NH' then fill "/Children's Medicaid"

ELSEIF STATE = 'NM' then fill "/SALUD!/Medical Assistance"

```
ELSEIF STATE = 'NY' then fill "/Child Health Plus (CHPlus) program"  
ELSEIF STATE = 'NC' then fill "/North Carolina Health Choice for Children  
(NCHC)"  
ELSEIF STATE = 'ND' then fill "/Healthy Steps program"  
ELSEIF STATE = 'OR' then fill "/Healthy KidsConnect"  
ELSEIF STATE = 'SC' then fill "/Partners for Healthy Children/SC Healthy  
Connection Kids"  
ELSEIF STATE = 'SD' then fill "/Children's Health Insurance Program"  
ELSEIF STATE = 'TN' then fill "/CoverKids program"  
ELSEIF STATE = 'TX' then fill "/CHIP Prenatal"  
ELSEIF STATE = 'VT' then fill "/Dr. Dynasaur"  
ELSEIF STATE = 'VA' then fill "/Title XXI Waiver"  
ELSEIF STATE = 'WA' then fill "/Premium-Based Apple for Kids"  
ELSEIF STATE = 'WV' then fill "/WVCHIP"  
ELSEIF STATE = 'WI' then fill "/Katie Beckett"  
ELSEIF STATE = 'WY' then fill "/KidCare CHIP program"  
ELSE leave blank
```

Type: Integer
Length: 2

Min: 1
Max: 30

Don't Know
 Refuse
 Empty

On Input
 On Output

Array:

Skip Instructions: IF CHIPCOV > NUMHOUSE then goto CK_CHIPCOV

ELSE goto CHXCHNG

Instrument SAS Name: CHIPCOV

Destination Data Set: EHHD

Sponsor Field Type: N

Report Section: 12B - Medicaid

Date Implemented (YYYY-MM-DD): April 2017

CK_CHIPCOV

Check

BlkSect12B.BlkMedicaid.CK_CHIPCOV

Description: # members covered by CHIP > total # of members

Inherited Universe:

Universe: CHIPCOV > NUMHOUSE and CHIPCOV = RESPONSE

Universe Description: Number of members covered by Childrens Health Insurance Program is greater than the total number of household members

Text: * [Number cannot exceed number of household members](#)

Check Instructions:

Type: Hard

Skip Instructions: Go back to CHIPCOV

Field

CHXCHNG

BlkSect12B.BlkMedicaid.CHXCHNG

Description: Was your CHIP plan obtained through Healthcare.gov or Health Insurance Marketplace?

Form Pane Label: Healthcare.gov?

SAS Name: CHXCHNG

Tag Name: CHXCHNG

Inherited Universe:

Universe: CHIP = Yes {1}

Universe Description:

Question Text: Was ^YR_YRCUS CHIP plan obtained through Healthcare.gov or the ^MXCHNG_fill?

Fills: YR_YRCUS

Instructions: IF NUMHOUSE = 1 then fill "your"
ELSE fill "your household's"

Fills: MXCHNG_fill

Instructions: If state = 'AR', 'CA', 'CO', 'CT', 'DE', 'DC', 'HI', 'ID', 'IL', 'KY', 'MD', 'MA', 'MI', 'MN', 'NV', 'NM', 'NY', 'OR', 'RI', 'VT', 'WA', 'WV' then fill "Health Insurance Marketplace, such as ^MXCHNG_Fill2"
ELSE fill "Health Insurance Marketplace"

Fills: MXCHNG_Fill2

Instructions: If state = 'AR' then fill "the Arkansas Health Connector"
If state = 'CA' then fill "Covered California"
If state = 'CO' then fill "Connect for Health Colorado"
If state = 'CT' then fill "Access Health CT"
If state = 'DE' then fill "Choose Health Delaware"
If state = 'DC' then fill "DC Health Link"
If state = 'HI' then fill "the Hawaii Health Connector"
If state = 'ID' then fill "Your Health Idaho"
If state = 'IL' then fill "Get Covered Illinois"
If state = 'KY' then fill "Kynect"
If state = 'MD' then fill "the Maryland Health Connection"
If state = 'MA' then fill "the Massachusetts Health Connector, Commonwealth Care (CommCare), Commonwealth Choice (CommChoice)"
If state = 'MI' then fill "the Health Insurance Consumer Assistance Program (HICAP)"

If state = 'MN' then fill "MNSure"
If state = 'NV' then fill "the Nevada Health Link"
If state = 'NM' then fill "BeWellNM"
If state = 'NY' then fill "New York State of Health"
If state = 'OR' then fill "Cover Oregon"
If state = 'RI' Island then fill "Health Source RI"
If state = 'VT' then fill "Vermont Health Connect"
If state = 'WA' then fill "the Washington Health Plan Finder, the Washington Health Benefit Exchange"
If state = 'WV' then fill "the West Virginia Health Insurance Marketplace"

Type: Enumerated
Length: 1

Answer List: TYesNo

Value:	Mnemonic:	Description:
1	Yes	Yes
2	No	No

- Don't Know
- Refuse
- Empty

- On Input
- On Output

Array:

Skip Instructions: Goto STRFPRM1

Instrument SAS Name: CHXCHNG

Destination Data Set: EHHD

Sponsor Field Type: C

Report Section: 12B - Medicaid

Date Implemented (YYYY-MM-DD): April 2017

Field

STRFPRM1

BlkSect12B.BlkMedicaid.STRFPRM1

Description: Do you pay a premium for CHIP?

Form Pane Label: Pay Premium

SAS Name: STRFPRM1

Tag Name: STRFPRM1

Inherited Universe:

Universe: CHIP = Yes {1}

Universe Description:

Question Text: A health insurance premium is the amount you or a family member pays each month for healthcare coverage. Do ^YOU_ANYONE pay a premium for CHIP^ST_CHIP?

Fills: YOU_ANYONE

Instructions: IF NUMHOUSE = 1 then fill "you"
ELSE fill "you or anyone in your household"

Fills: ST_CHIP

Instructions: IF STATE = 'AL' then fill "/ALL Kids program"
ELSEIF STATE = 'AK' then fill "/Denali Kidcare"
ELSEIF STATE = 'AZ' then fill "/KidsCare Program"
ELSEIF STATE = 'AR' then fill "/ARKids First-B"
ELSEIF STATE = 'CA' then fill "/Healthy Families Program"
ELSEIF STATE = 'CO' then fill "/Child Health Plan Plus (CHP+ program)"
ELSEIF STATE = 'CT' then fill "/HUSKY Part B"
ELSEIF STATE = 'DE' then fill "/Delaware Healthy Children Program"
ELSEIF STATE = 'FL' then fill "/Florida KidCare/MediKids/Healthy Kids/Title XXI Children's Medical Services Network"
ELSEIF STATE = 'GA' then fill "/PeachCare for Kids"
ELSEIF STATE = 'HI' then fill "/QUEST Expanded Access (QExA)"
ELSEIF STATE = 'ID' then fill "/Access card"
ELSEIF STATE = 'IL' then fill "/All Kids"
ELSEIF STATE = 'IA' then fill "/Healthy and Well Kids in Iowa (hawk-i) program"
ELSEIF STATE = 'KS' then fill "/Healthwave"
ELSEIF STATE = 'KY' then fill "/KCHIP (Kentucky Children's Health Insurance Program)/Family Choices"
ELSEIF STATE = 'LA' then fill "/LaCHIP program"
ELSEIF STATE = 'ME' then fill "/CubCare"
ELSEIF STATE = 'MD' then fill "/Maryland Children's Health Program (MCHP)"

ELSEIF STATE = 'MI' then fill "/MIChild program"
ELSEIF STATE = 'MO' then fill "/MO HealthNet for Kids/Healthy Children and Youth"
ELSEIF STATE = 'NE' then fill "/Kids Connection program"
ELSEIF STATE = 'NV' then fill "/Nevada Check Up Program"
ELSEIF STATE = 'NH' then fill "/Children's Medicaid"
ELSEIF STATE = 'NM' then fill "/SALUD!/Medical Assistance"
ELSEIF STATE = 'NY' then fill "/Child Health Plus (CHPlus) program"
ELSEIF STATE = 'NC' then fill "/North Carolina Health Choice for Children (NCHC)"
ELSEIF STATE = 'ND' then fill "/Healthy Steps program"
ELSEIF STATE = 'OR' then fill "/Healthy KidsConnect"
ELSEIF STATE = 'SC' then fill "/Partners for Healthy Children/SC Healthy Connection Kids"
ELSEIF STATE = 'SD' then fill "/Children's Health Insurance Program"
ELSEIF STATE = 'TN' then fill "/CoverKids program"
ELSEIF STATE = 'TX' then fill "/CHIP Prenatal"
ELSEIF STATE = 'VT' then fill "/Dr. Dynasaur"
ELSEIF STATE = 'VA' then fill "/Title XXI Waiver"
ELSEIF STATE = 'WA' then fill "/Premium-Based Apple for Kids"
ELSEIF STATE = 'WV' then fill "/WVCHIP"
ELSEIF STATE = 'WI' then fill "/Katie Beckett"
ELSEIF STATE = 'WY' then fill "/KidCare CHIP program"
ELSE leave blank

Type: Enumerated
Length: 1

Answer List: TYesNo

Value:	Mnemonic:	Description:
1	Yes	Yes
2	No	No

- Don't Know
- Refuse
- Empty

- On Input
- On Output

Array:

Skip Instructions: 1: Goto CHIPPRMX

2,DK,RF: Goto Medicaid_Complete

Instrument SAS Name: STRFPRM1

Destination Data Set: EHHD

Sponsor Field Type: C

Report Section: 12B - Medicaid

Date Implemented (YYYY-MM-DD): April 2017

CHIPPRMX

Field

BlkSect12B.BlkMedicaid.CHIPPRMX

Description: What is the monthly premium for CHIP?

Form Pane Label: Monthly Premium

SAS Name: CHIPPRMX

Tag Name: CHIPPRMX

Inherited Universe:

Universe: STRFPRM1 = Yes {1}

Universe Description:

Question Text: What is the monthly premium for CHIP^ST_CHIP?

Fills: ST_CHIP

Instructions: IF STATE = 'AL' then fill "/ALL Kids program"

ELSEIF STATE = 'AK' then fill "/Denali Kidcare"

ELSEIF STATE = 'AZ' then fill "/KidsCare Program"

ELSEIF STATE = 'AR' then fill "/ARKids First-B"

ELSEIF STATE = 'CA' then fill "/Healthy Families Program"

ELSEIF STATE = 'CO' then fill "/Child Health Plan Plus (CHP+ program)"

ELSEIF STATE = 'CT' then fill "/HUSKY Part B"

ELSEIF STATE = 'DE' then fill "/Delaware Healthy Children Program"

ELSEIF STATE = 'FL' then fill "/Florida KidCare/MediKids/Healthy Kids/Title XXI
Children's Medical Services Network"

ELSEIF STATE = 'GA' then fill "/PeachCare for Kids"

ELSEIF STATE = 'HI' then fill "/QUEST Expanded Access (QExA)"

ELSEIF STATE = 'ID' then fill "/Access card"

ELSEIF STATE = 'IL' then fill "/All Kids"

ELSEIF STATE = 'IA' then fill "/Healthy and Well Kids in Iowa (hawk-i) program"

ELSEIF STATE = 'KS' then fill "/Healthwave"

ELSEIF STATE = 'KY' then fill "/KCHIP (Kentucky Children's Health Insurance
Program)/Family Choices"

ELSEIF STATE = 'LA' then fill "/LaCHIP program"

ELSEIF STATE = 'ME' then fill "/CubCare"

ELSEIF STATE = 'MD' then fill "/Maryland Children's Health Program (MCHP)"

ELSEIF STATE = 'MI' then fill "/MICHild program"

ELSEIF STATE = 'MO' then fill "/MO HealthNet for Kids/Healthy Children and
Youth"

ELSEIF STATE = 'NE' then fill "/Kids Connection program"

ELSEIF STATE = 'NV' then fill "/Nevada Check Up Program"

ELSEIF STATE = 'NH' then fill "/Children's Medicaid"

ELSEIF STATE = 'NM' then fill "/SALUD!/Medical Assistance"

```
ELSEIF STATE = 'NY' then fill "/Child Health Plus (CHPlus) program"  
ELSEIF STATE = 'NC' then fill "/North Carolina Health Choice for Children  
(NCHC)"  
ELSEIF STATE = 'ND' then fill "/Healthy Steps program"  
ELSEIF STATE = 'OR' then fill "/Healthy KidsConnect"  
ELSEIF STATE = 'SC' then fill "/Partners for Healthy Children/SC Healthy  
Connection Kids"  
ELSEIF STATE = 'SD' then fill "/Children's Health Insurance Program"  
ELSEIF STATE = 'TN' then fill "/CoverKids program"  
ELSEIF STATE = 'TX' then fill "/CHIP Prenatal"  
ELSEIF STATE = 'VT' then fill "/Dr. Dynasaur"  
ELSEIF STATE = 'VA' then fill "/Title XXI Waiver"  
ELSEIF STATE = 'WA' then fill "/Premium-Based Apple for Kids"  
ELSEIF STATE = 'WV' then fill "/WVCHIP"  
ELSEIF STATE = 'WI' then fill "/Katie Beckett"  
ELSEIF STATE = 'WY' then fill "/KidCare CHIP program"  
ELSE leave blank
```

Type: Integer
Length: 7

Min: 1
Max: 999999

Don't Know
 Refuse
 Empty

On Input
 On Output

Store Instructions: IF CHIPPRMX is in range or NONRESPONSE then set CHIP_RMX = EMPTY

Array:

Special Instructions: Display \$ and comma in the entry field

Skip Instructions: IF CHIPPRMX > 100 then goto ERR1_CHIPPRMX

ELSEIF 7 selected in HIKIND then goto IHS

ELSE goto Medicaid_Complete

Instrument SAS Name: CHIPPRMX

Destination Data Set: EHHD

Sponsor Field Type: N

Report Section: 13B - Medicaid

Date Implemented (YYYY-MM-DD): April 2017

Check

ERR1_CHIPPRMX
BlkSect12B.BlkMedicaid.ERR1_CHIPPRMX

Description: Out of Range Check

Inherited Universe:

Universe: CHIPPRMX > 100 AND CHIPPRMX = RESPONSE

Universe Description:

Text: * THE VALUE ENTERED IS UNUSUALLY HIGH OR LOW

PLEASE VERIFY AND IF CORRECT, ENTER ITEM LEVEL NOTE

Check Instructions: IF suppressed then set CHIP_RMX = 'A1'

Type: Soft

Skip Instructions: Suppress: Goto Medicaid_Complete

All others, go back to CHIPPRMX

IHS

Field

BlkSect12B.BlkMedicaid.IHS

Description: Are you covered by the Indian Health Service (IHS)

Form Pane Label: Have IHS

SAS Name: IHS

Tag Name: IHS

Inherited Universe:

Universe: IHS {7} IN BSect12.BlkPartB.HIKIND

Universe Description:

Question Text: Earlier I recorded that ^YOU_YRCU ^Areis_CU covered by the Indian Health Service (IHS).
Is that correct?

Fills: YOU_YRCU

Instructions: IF NUMHOUSE = 1 then fill "you"
ELSE fill "your household"

Fills: Areis_CU

Instructions: IF NUMHOUSE = 1 then fill "are"
ELSE fill "is"

Type: Enumerated

Length: 1

Answer List: TYesNo

Value:	Mnemonic:	Description:
1	Yes	Yes
2	No	No

- Don't Know
- Refuse
- Empty

- On Input
- On Output

Array:

Skip Instructions: 1: IF NUMHOUSE = 1 then goto Medicaid_Complete
ELSE goto IHSCOV

2,DK,RF: Goto Medicaid_Complete

Instrument SAS Name: IHS

Destination Data Set: EHHD

Sponsor Field Type: C

Report Section: 12B - Medicaid

Date Implemented (YYYY-MM-DD): April 2017

IHSCOV

Field

BlkSect12B.BlkMedicaid.IHSCOV

Description: How many members are covered by IHS?

Form Pane Label: How Many Members

SAS Name: IHSCOV

Tag Name: IHSCOV

Inherited Universe:

Universe: IHS = Yes {1} AND NUMHOUSE > 1

Universe Description:

Question Text: How many members of your household are covered by IHS?

Type: Integer

Length: 2

Min: 1

Max: 30

Don't Know

Refuse

Empty

On Input

On Output

Array:

Skip Instructions: IF IHSCOV > NUMHOUSE then goto CK_IHSCOV

ELSE goto Medicaid_Complete

Instrument SAS Name: IHSCOV

Destination Data Set: EHHD

Sponsor Field Type: N

Report Section: 12B - Medicaid

Date Implemented (YYYY-MM-DD): April 2017

Check

CK_IHSCOV
BlkSect12B.BlkMedicaid.CK_IHSCOV

Description: # members covered by IHS > total # of members

Inherited Universe:

Universe: IHSCOV > NUMHOUSE AND IHSCOV = RESPONSE

Universe Description: Number of members covered by Indian Health Service is greater than the total number of household members

Text: * [Number cannot exceed number of household members](#)

Check Instructions:

Type: Hard

Skip Instructions: Go back to IHSCOV

Medicaid_Complete

Field

BlkSect12B.BlkMedicaid.Medicaid_Complete

Description: Set Medicaid Complete flag

Form Pane Label:

SAS Name:

Tag Name:

Inherited Universe:

Universe:

Universe Description:

Question Text:

Type: Classification

Length: 0

- Don't Know
- Refuse
- Empty

- On Input
- On Output

Store Instructions: Set Medicaid part complete flag

```
IF Medicaidflg = 1 THEN
  IF (MEDICAID = No {2} or MEDICAID = NONRESPONSE) OR
    (MEDPREM = No {2} or MEDPREM = NONRESPONSE) OR
    (MDCDPRMX = RESPONSE or MDCDPRMX = NONRESPONSE)
  THEN
    set Medicaid_Cmp = 1
  ELSE
    set Medicaid_Cmp = 0
  ENDIF
ENDIF

IF CHIPflg = 1 THEN
  IF (CHIP = No {2} or CHIP = NONRESPONSE) OR (STRFPRM1 = No {2} or
STRFPRM1 = NONRESPONSE)
  OR (CHIPPRMX = RESPONSE or CHIPPRMX = NONRESPONSE)
  THEN
    set CHIP_Cmp = 1
  ELSE
```



```
        set CHIP_Cmp = 0
    ENDIF
ENDIF

IF IHSflg = 1 THEN
    IF (IHS = No {2} or IHS = NONRESPONSE) OR (IHSCOV = RESPONSE or
IHSCOV = NONRESPONSE)
        OR (IHS = Yes {1} AND NUMHOUSE = 1)
    THEN
        Set IHS_Cmp = 1
    ELSE
        Set IHS_Cmp = 0
    ENDIF
ENDIF
```

Array:

Skip Instructions: Exit Medicaid/CHIP/IHS block and
IF 8 selected in HIKIND OR SINCOV = 1 then goto Tblsingleserv
ELSEIF 1 OR 3 selected in HIKIND goto BlkPrivate
ELSEIF 6 selected in HIKIND goto BlkMilitary
ELSE goto PartB_End

Report Section: 12B - Medicaid

Date Implemented (YYYY-MM-DD): April 2017

MDCD_RMX

Field

BlkSect12B.BlkMedicaid.MDCD_RMX

Description: Range edit flag for MDCDPRMX

Form Pane Label:

SAS Name: MDCD_RMX

Tag Name:

Inherited Universe:

Universe:

Universe Description:

Question Text: ** Not Displayed **

Type: String

Length: 2

- Don't Know
- Refuse
- Empty

- On Input
- On Output

Array:

Special Instructions: NOTE: See ERR1_MDCDPRMX for how to set this field

Valid Values: A1 = Range edit failed
(ERR1 check was suppressed)

Blank = Range edit passed

Instrument SAS Name: MDCD_RMX

Destination Data Set: EHHD

Sponsor Field Type: C

Report Section: 12B - Medicaid

Date Implemented (YYYY-MM-DD): April 2017

Sponsor Edits: FLAG

CHIP_RMX

Field

BlkSect12B.BlkMedicaid.CHIP_RMX

Description: Range edit flag for CHIPPRMX

Form Pane Label:

SAS Name: CHIP_RMX

Tag Name:

Inherited Universe:

Universe:

Universe Description:

Question Text: ** Not Displayed **

Type: String

Length: 2

Don't Know

Refuse

Empty

On Input

On Output

Array:

Special Instructions: NOTE: See ERR1_CHIPPRMX for how to set this field

Valid Values: A1 = Range edit failed
(ERR1 check was suppressed)

Blank = Range edit passed

Instrument SAS Name: CHIP_RMX

Destination Data Set: EHHD

Sponsor Field Type: C

Report Section: 12B - Medicaid

Date Implemented (YYYY-MM-DD): April 2017

Sponsor Edits: FLAG

REC_STAT

Field

BlkSect12B.BlkMedicaid.REC_STAT

Description: Record Status - Created in Processing

Form Pane Label:

SAS Name: REC_STAT

Tag Name:

Inherited Universe:

Universe:

Universe Description:

Question Text: ** Created in Processing **

Type: String

Length: 1

Don't Know

Refuse

Empty

On Input

On Output

Array:

Special Instructions: Set in Processing.

Values: 1 = newly collected record

Instrument SAS Name: REC_STAT

Destination Data Set: EHHD

Sponsor Field Type: C

Report Section: 12B - Medicaid

Date Implemented (YYYY-MM-DD): April 2017

Field

REC_ORIG
BlkSect12B.BlkMedicaid.REC_ORIG

Description: Record Origin - Created in Processing

Form Pane Label:

SAS Name: REC_ORIG

Tag Name:

Inherited Universe:

Universe:

Universe Description:

Question Text: ** Created in Processing **

Type: String

Length: 1

- Don't Know
- Refuse
- Empty

- On Input
- On Output

Array:

Special Instructions: Set in Processing.

Values: 1 = Record collected this quarter

Instrument SAS Name: REC_ORIG

Destination Data Set: EHHD

Sponsor Field Type: C

Report Section: 12B - Medicaid

Date Implemented (YYYY-MM-DD): April 2017

HHD_oninput

Field

BlkSect12B.BlkMedicaid.HHD_oninput

Description: Place record on input flag - Created in Processing

Form Pane Label:

SAS Name:

Tag Name:

Inherited Universe:

Universe:

Universe Description:

Question Text: ** Created in Processing **

Type: Integer

Length: 1

Min: 1

Max: 2

- Don't Know
- Refuse
- Empty

- On Input
- On Output

Array:

Special Instructions: Set in Processing.

Values: 1 = Please record on SCIF

2 = Do not place record on SCIF.

(Medicaid, CHIP and IHS are all "no")

Instrument SAS Name: HHD_oninput

Destination Data Set: EHHD

Sponsor Field Type: N

Report Section: 12B - Medicaid

Date Implemented (YYYY-MM-DD): April 2017

Field

PQ_Medicaid
BlkSect12B.BlkMedicaid.PQ_Medicaid

Description: Previous Quarter Medicaid value - Set in Processing

Form Pane Label:

SAS Name:

Tag Name:

Inherited Universe:

Universe:

Universe Description:

Question Text: ** Created in Processing **

Type: Integer

Length: 1

Min: 1

Max: 2

Don't Know

Refuse

Empty

On Input

On Output

Array:

Special Instructions: Used to set record origin to a 5 in BLS Edits

Instrument SAS Name: PQ_Medicaid

Destination Data Set: EHHD

Sponsor Field Type: N

Report Section: 12B - Medicaid

Date Implemented (YYYY-MM-DD): April 2017

PQ_CHIP

Field

BlkSect12B.BlkMedicaid.PQ_CHIP

Description: Previous Quarter CHIP value - Set in Processing

Form Pane Label:

SAS Name:

Tag Name:

Inherited Universe:

Universe:

Universe Description:

Question Text: ** Created in Processing **

Type: Integer

Length: 1

Min: 1

Max: 2

Don't Know

Refuse

Empty

On Input

On Output

Array:

Special Instructions: Used to set record origin to a 5 in BLS Edits

Instrument SAS Name: PQ_CHIP

Destination Data Set: EHHD

Sponsor Field Type: N

Report Section: 12B - Medicaid

Date Implemented (YYYY-MM-DD): April 2017

Field

PQ_IHS
BlkSect12B.BlkMedicaid.PQ_IHS

Description: Previous Quarter IHS value - Set in Processing

Form Pane Label:

SAS Name:

Tag Name:

Inherited Universe:

Universe:

Universe Description:

Question Text: ** Created in Processing **

Type: Integer

Length: 1

Min: 1

Max: 2

Don't Know

Refuse

Empty

On Input

On Output

Array:

Special Instructions: Used to set record origin to a 5 in BLS Edits

Instrument SAS Name: PQ_IHS

Destination Data Set: EHHD

Sponsor Field Type: N

Report Section: 12B - Medicaid

Date Implemented (YYYY-MM-DD): April 2017

BlkSingleserv

BlkSect12B.BlkSingleserv

Block

Description: Single service plans

Tab Name:

Fly Over Name:

Universe Type: If

Inherited Universe:

Universe: (SingleServ {8} IN BSect12.BlkPartB.HIKIND) OR
BSect12.BlkPartB.SINCOV = Yes {1}

Universe Description:

Array:

- Block Instructions:**
1. Max number of grid lines: 12
 2. Section Label: Section 12, Part B - Single Service Insurance Plans

NOTE: The data in this block is combined with Private and sent to BLS under EHHP. (See Block Sect12BLSFinal. Any changes made here also need to be made in Sect12BLSFinal.)

Field

SSTYPE
BlkSect12B.BlkSingleserv.SSTYPE

Description: Type of service or care single-service plan pays for

Form Pane Label: Type

SAS Name:

Tag Name: SSTYPE

Inherited Universe:

Universe:

Universe Description: All

Question Text: ^SSTYPE_fill Let's talk about your ^SSTYPE_firstnext single-service plan.
What type of service or care does your single-service plan pay for?

Fills: SSTYPE_fill

Instructions: If ROW Number = 1 then fill "You mentioned that ^YOU_YRCU ^have_has2 a single-service plan - that is, an insurance plan that provides one specific type of coverage."
Else leave blank

Fills: have_has2

Instructions: IF NUMHOUSE = 1 then fill "have"
ELSE fill "has"

Fills: YOU_YRCU

Instructions: IF NUMHOUSE = 1 then fill "you"
ELSE fill "your household"

Fills: SSTYPE_firstnext

Instructions: If ROW Number = 1 then fill "first"
Else fill "next"

Type: Enumerated

Length: 3

Answer List: TSSTYPE

Value:	Mnemonic:	Description:
1	Dental	Dental care
2	Longterm	Long-term care

3	Prescript	Prescriptions
4	Vision	Vision care
5	Other	Other (specify)
888	DeleteLine	Delete the Line

Don't Know
 Refuse
 Empty

On Input
 On Output

Store Instructions: Assign SSPDLIB, starting with 1

Array:

Skip Instructions: 1-4,DK,RF: Goto SSNSCMP

5: Goto SSOTHER

888: Goto SSMORE

Instrument SAS Name: SSTYPE

Destination Data Set: EHIS

Sponsor Field Type: C

Report Section: 12B - Single Service

Date Implemented (YYYY-MM-DD): April 2017

Field

PreFill

BlkSect12B.BlkSingleserv.Prefill

Description: Description - SHOW ONLY Field

Form Pane Label: Plan Type

SAS Name:

Tag Name:

Inherited Universe:

Universe:

Universe Description:

Question Text: ** SHOW ONLY **

Type: String

Length: 14

- Don't Know
- Refuse
- Empty

- On Input
- On Output

Store Instructions: If SSTYPE = 1 then display "Dental"
If SSTYPE = 2 then display "Long-Term Care"
If SSTYPE = 3 then display "Prescriptions"
If SSTYPE = 4 then display "Vision"
If SSTYPE = 5 then display "Other"

Array:

Report Section: 12B - Single Service

Date Implemented (YYYY-MM-DD): April 2017

SSOTHER

Field

BlkSect12B.BlkSingleserv.SSOTHER

Description: Description of other type of single service plan

Form Pane Label: Specify

SAS Name:

Tag Name: SSOTHER

Inherited Universe:

Universe: SSTYPE = Other {5}

Universe Description:

Question Text: * [Other type of single-service plan](#)

Type: String

Length: 30

- Don't Know
- Refuse
- Empty

- On Input
- On Output

Array:

Skip Instructions: Goto SSNSCMP

Instrument SAS Name: SSOTHER

Destination Data Set: EHIS

Sponsor Field Type: C

Report Section: 12B - Single Service

Date Implemented (YYYY-MM-DD): April 2017

Field

SSNSCMP

BlkSect12B.BlkSingleserv.SSNSCMP

Description: Name of insurance company?

Form Pane Label: Company

SAS Name:

Tag Name: SSNSCMP

Inherited Universe:

Universe: SSTYPE <> DeleteLine {888} AND SSTYPE <> EMPTY

Universe Description: SSTYPE = 1-5, DK or RF

Question Text: What is the name of the insurance company for this plan?

✦ Enter name of insurance company, not the insurance agent

Type: String

Length: 30

- Don't Know
- Refuse
- Empty

- On Input
- On Output

Array:

Skip Instructions: IF NUMHOUSE = 1 then goto SSGROUP
ELSE goto SSCOVD

Instrument SAS Name: SSNSCMP

Destination Data Set: EHIS

Sponsor Field Type: C

Report Section: 12B - Single Service

Date Implemented (YYYY-MM-DD): April 2017

SSCOVQ

Field

BlkSect12B.BlkSingleserv.SSCOVQ

Description: How many members are covered?

Form Pane Label: # Memms

SAS Name:

Tag Name: SSCOVS

Inherited Universe:

Universe: SSTYPE <> DeleteLine {888} AND SSTYPE <> EMPTY AND NUMHOUSE > 1

Universe Description:

Question Text: How many household members are/were covered by this plan?

Type: Integer

Length: 2

Min: 0

Max: 30

Don't Know

Refuse

Empty

On Input

On Output

Array:

Skip Instructions: 1-30: IF SSCOVS > NUMHOUSE then goto CK_SSCOVS
ELSE goto SSGROUP

0,DK,RF: Goto SSGROUP

Instrument SAS Name: SSCOVS

Destination Data Set: EHIS

Sponsor Field Type: N

Report Section: 12B - Single Service

Date Implemented (YYYY-MM-DD): April 2017

Check

CK_SSCOVQ
BlkSect12B.BlkSingleserv.CK_SSCOVQ

Description: # persons covered is > total # HH members

Inherited Universe:

Universe: SSCOVQ > NUMHOUSE AND SSCOVQ = RESPONSE

Universe Description: Number of persons covered by this policy is greater than the total number of household members

Text: * [Number cannot exceed number of household members](#)

Check Instructions:

Type: Hard

Skip Instructions: Go back to SSCOVQ

SSGROUP

Field

BlkSect12B.BlkSingleserv.SSGROUP

Description: Policy obtained by individual or group?

Form Pane Label: Ind/Grp

SAS Name:

Tag Name: SSGROUP

Inherited Universe:

Universe: SSTYPE <> DeleteLine {888} AND SSTYPE <> EMPTY

Universe Description: SSTYPE = 1-5, DK or RF

Help Screen: H_HHIGROUP

Question Text: ? [F1]

Was the plan obtained on an individual or group basis?

Type: Enumerated

Length: 1

Answer List: TIGROUP

Value:	Mnemonic:	Description:
1	Individually	Individually obtained
2	Employment	Group through place of employment
3	Organization	Group through other organization

Don't Know

Refuse

Empty

On Input

On Output

Array:

Skip Instructions: Goto SSPRYOU

Instrument SAS Name: SSGROUP

Destination Data Set: EHIS

Sponsor Field Type: C

Report Section: 12B - Single Service

Date Implemented (YYYY-MM-DD): April 2017

SSPRYOU

Field

BlkSect12B.BlkSingleserv.SSPRYOU

Description: Do you pay for any portion of the premiums?

Form Pane Label: Pay?

SAS Name:

Tag Name: SSPRYOU

Inherited Universe:

Universe: SSTYPE <> DeleteLine {888} AND SSTYPE <> EMPTY

Universe Description: SSTYPE = 1-5, DK or RF

Question Text: ^DoDoes_C ^YOU_YRCU pay ANY portion of the premiums for this plan?

Fills: DoDoes_C

Instructions: IF NUMHOUSE = 1 then fill "Do"
ELSE fill "Does"

Fills: YOU_YRCU

Instructions: IF NUMHOUSE = 1 then fill "you"
ELSE fill "your household"

Type: Enumerated

Length: 1

Answer List: TYesNo

Value:	Mnemonic:	Description:
1	Yes	Yes
2	No	No

Don't Know
 Refuse
 Empty

On Input
 On Output

Array:

Skip Instructions: 1,DK,RF: Goto SSPRDED

2: Goto SSPROUT

Instrument SAS Name: SSPRYOU

Destination Data Set: EHIS

Sponsor Field Type: C

Report Section: 12B - Single Service

Date Implemented (YYYY-MM-DD): April 2017

SSPROUT

Field

BlkSect12B.BlkSingleserv.SSPROUT

Description: Who pays premiums?

Form Pane Label: Who Pays

SAS Name:

Tag Name: SSPROUT

Inherited Universe:

Universe: SSPRYOU = No {2}

Universe Description: Does not pay any portion of the premiums for this plan

Question Text: Who pays the plan premiums?

Type: Enumerated

Length: 1

Answer List: TSSPROTH

Value:	Mnemonic:	Description:
1	Employer	An employer or union?
2	Other	Another group or persons outside your household?

- Don't Know
- Refuse
- Empty

- On Input
- On Output

Array:

Special Instructions: Answer list options should be in bold black

Skip Instructions: Goto SSMORE

Instrument SAS Name: SSPROUT

Destination Data Set: EHIS

Sponsor Field Type: C

Report Section: 12B - Single Service

Date Implemented (YYYY-MM-DD): April 2017

SSPRDED

Field

BlkSect12B.BlkSingleserv.SSPRDED

Description: Any paid through payroll deductions?

Form Pane Label: Deduct

SAS Name:

Tag Name: SSPRDED

Inherited Universe:

Universe: SSPRYOU = Yes {1} or SSPRYOU = NONRESPONSE

Universe Description: Does pay a portion of the premiums for this plan

Question Text: Are any premiums paid through payroll deductions?

Type: Enumerated

Length: 1

Answer List: TYesNo

Value:	Mnemonic:	Description:
1	Yes	Yes
2	No	No

- Don't Know
- Refuse
- Empty

- On Input
- On Output

Array:

Skip Instructions: Goto SSRPMPD

Instrument SAS Name: SSPRDED

Destination Data Set: EHIS

Sponsor Field Type: C

Report Section: 12B - Single Service

Date Implemented (YYYY-MM-DD): April 2017

SSRPMPD

Field

BlkSect12B.BlkSingleserv.SSRPMPD

Description: Period of time covered

Form Pane Label: Period

SAS Name:

Tag Name: SSRPMPD

Inherited Universe:

Universe: SSPRYOU = Yes {1} or SSPRYOU = NONRESPONSE

Universe Description: Does pay a portion of the premiums for this plan

Question Text: How often are payments made for ^SSNSCMP_fill^SSINCLDED_Fill?

Fills: SSNSCMP_fill

Instructions: If SSNSCMP = ENTRY then fill entry in SSNSCMP
Else fill "this plan"

Fills: SSINCLDED_Fill

Instructions: If SSPRDED = Yes {1} then fill " including payroll deductions"
Else leave blank

Type: Enumerated

Length: 2

Answer List: TPERIOD

Value:	Mnemonic:	Description:
1	Wkly	Once a week
2	Biwkly	Once every 2 weeks
3	TwcMonth	Twice a month
4	Mnthly	Once a month
5	Months	Every 2 months
6	Qtrly	Quarterly (every 3 months)
7	4Months	Once every 4 months
8	6Months	Twice a year (every 6 months)
9	Yrly	Once a year
10	Other	Other

Don't Know
 Refuse
 Empty

On Input
 On Output

Array:

Skip Instructions: 1-9: Goto SSRPMXB

10,DK,RF: Goto SSRGXB

Instrument SAS Name: SSRPMPD

Destination Data Set: EHIS

Sponsor Field Type: C

Report Section: 12B - Single Service

Date Implemented (YYYY-MM-DD): April 2017

SSRPMXB

Field

BlkSect12B.BlkSingleserv.SSRPMXB

Description: What is amount currently paid

Form Pane Label: Payment \$

SAS Name:

Tag Name: SSRPMXB

Inherited Universe:

Universe: SSRPMPD <> Other {10} AND SSRPMPD = RESPONSE

Universe Description:

Question Text: What is the amount currently paid ^PERIOD_SS?

Fills: PERIOD_SS

Instructions: If SSRPMPD = 1 then fill "once a week"

Elseif SSRPMPD = 2 then fill "once every 2 weeks"

Elseif SSRPMPD = 3 then fill "twice a month"

Elseif SSRPMPD = 4 then fill "once a month"

Elseif SSRPMPD = 5 then fill "every 2 months"

Elseif SSRPMPD = 6 then fill "every 3 months"

Elseif SSRPMPD = 7 then fill "every 4 months"

Elseif SSRPMPD = 8 then fill "every 6 months"

Elseif SSRPMPD = 9 then fill "once a year"

Type: Integer

Length: 7

Min: 1

Max: 999999

Don't Know

Refuse

Empty

On Input

On Output

Store Instructions: If SSRPMXB is in range or NONRESPONSE then set SSRPMXB_ = EMPTY

Array:

Special Instructions: Display \$ and comma in the entry field

Skip Instructions: 1: goto ERR1_SSRPMXB

```
2-99999: IF SSTYPE = 2 AND
    [(SSRPMPD = 1 and SSRPMXB > 373) or
     (SSRPMPD = 2 and SSRPMXB > 745) or
     (SSRPMPD = 3 and SSRPMXB > 745) or
     (SSRPMPD = 4 and SSRPMXB > 1491) or
     (SSRPMPD = 5 and SSRPMXB > 2982) or
     (SSRPMPD = 6 and SSRPMXB > 4472) or
     (SSRPMPD = 7 and SSRPMXB > 5964) or
     (SSRPMPD = 8 and SSRPMXB > 8946) or
     (SSRPMPD = 9 and SSRPMXB > 17892)] THEN
    goto ERR1_SSRPMXB
ELSEIF (SSTYPE > 2 or SSTYPE = NONRESPONSE) AND
    [(SSRPMPD = 1 and SSRPMXB > 81) or
     (SSRPMPD = 2 and SSRPMXB > 81) or
     (SSRPMPD = 3 and SSRPMXB > 195) or
     (SSRPMPD = 4 and SSRPMXB > 212) or
     (SSRPMPD = 5 and SSRPMXB > 212) or
     (SSRPMPD = 6 and SSRPMXB > 215) or
     (SSRPMPD = 7 and SSRPMXB > 215) or
     (SSRPMPD = 8 and SSRPMXB > 531) or
     (SSRPMPD = 9 and SSRPMXB > 675) ] THEN
    goto ERR1_SSRPMXB
ELSEIF SSTYPE = 1 AND
    [(SSRPMPD = 1 and SSRPMXB > 500) or
     (SSRPMPD = 2 and SSRPMXB > 500) or
     (SSRPMPD = 3 and SSRPMXB > 500) or
     (SSRPMPD = 4 and SSRPMXB > 500) or
     (SSRPMPD = 5 and SSRPMXB > 1700) or
     (SSRPMPD = 6 and SSRPMXB > 1700) or
     (SSRPMPD = 7 and SSRPMXB > 1700) or
     (SSRPMPD = 8 and SSRPMXB > 1700) or
     (SSRPMPD = 9 and SSRPMXB > 1700) ] THEN
    goto ERR1_SSRPMXB
ELSE goto SSMORE
```

DK,RF: Goto SSMORE

Instrument SAS Name: SSRPMXB

Destination Data Set: EHIS

Sponsor Field Type: N

Report Section: 12B - Single Service

Date Implemented (YYYY-MM-DD): April 2017

Check

ERR1_SSRPMXB

BlkSect12B.BlkSingleserv.ERR1_SSRPMXB

Description: Out of Range Check

Inherited Universe:

Universe: SSRPMXB = RESPONSE AND [SSRPMXB = 1 or
(SSTYPE = 2 AND
[(SSRPMPD = 1 and SSRPMXB > 373) or
(SSRPMPD = 2 and SSRPMXB > 745) or
(SSRPMPD = 3 and SSRPMXB > 745) or
(SSRPMPD = 4 and SSRPMXB > 1491) or
(SSRPMPD = 5 and SSRPMXB > 2982) or
(SSRPMPD = 6 and SSRPMXB > 4472) or
(SSRPMPD = 7 and SSRPMXB > 5964) or
(SSRPMPD = 8 and SSRPMXB > 8946) or
(SSRPMPD = 9 and SSRPMXB > 17892))] OR
((SSTYPE > 2 or SSTYPE = NONRESPONSE) AND
[(SSRPMPD = 1 and SSRPMXB > 81) or
(SSRPMPD = 2 and SSRPMXB > 81) or
(SSRPMPD = 3 and SSRPMXB > 195) or
(SSRPMPD = 4 and SSRPMXB > 212) or
(SSRPMPD = 5 and SSRPMXB > 212) or
(SSRPMPD = 6 and SSRPMXB > 215) or
(SSRPMPD = 7 and SSRPMXB > 215) or
(SSRPMPD = 8 and SSRPMXB > 531) or
(SSRPMPD = 9 and SSRPMXB > 675)]) OR
(SSTYPE = 1 AND
[(SSRPMPD = 1 and SSRPMXB > 500) or
(SSRPMPD = 2 and SSRPMXB > 500) or
(SSRPMPD = 3 and SSRPMXB > 500) or
(SSRPMPD = 4 and SSRPMXB > 500) or
(SSRPMPD = 5 and SSRPMXB > 1700) or
(SSRPMPD = 6 and SSRPMXB > 1700) or
(SSRPMPD = 7 and SSRPMXB > 1700) or
(SSRPMPD = 8 and SSRPMXB > 1700) or
(SSRPMPD = 9 and SSRPMXB > 1700)])]]

Universe Description:

Text: * THE VALUE ENTERED IS UNUSUALLY HIGH OR LOW

PLEASE VERIFY AND IF CORRECT, ENTER ITEM LEVEL NOTE

Check Instructions: IF suppressed then set SSRPMXB_ = 'A1'

Type: Soft

Skip Instructions: Suppress: Goto SSMORE

All others, go back to SSRPMXB

Field

SSRGXB
BlkSect12B.BlkSingleserv.SSRGXB

Description: What is total paid

Form Pane Label: Total \$

SAS Name:

Tag Name: SSRGXB

Inherited Universe:

Universe: SSRPMPD = Other {10} or SSRPMPD = NONRESPONSE

Universe Description:

Question Text: What was the total expense paid for this plan since ^REF_MONTH not including this month?

Fills: REF_MONTH

Instructions: Set REF_MONTH = 3 months before the interview.

Calculated by taking the INTPER from record type 10 to come up with the base month to start from.

Type: Integer

Length: 6

Min: 1

Max: 99999

- Don't Know
- Refuse
- Empty

- On Input
- On Output

Store Instructions: If SSRGXB is in range or NONRESPONSE then set SSRGXB_ = EMPTY

Array:

Special Instructions: Display \$ and comma in the entry field

Skip Instructions: 1-99999: IF (SSTYPE = 2 and SSRGXB > 1491) or (SSTYPE <> 2 and SSRGXB > 133) then

goto ERR1_SSRGXB
ELSE goto SSMORE

DK,RF: Goto SSMORE

Instrument SAS Name: SSRGXB

Destination Data Set: EHIS

Sponsor Field Type: N

Report Section: 12B - Single Service

Date Implemented (YYYY-MM-DD): April 2017

Check

ERR1_SSRGXB
BlkSect12B.BlkSingleserv.ERR1_SSRGXB

Description: Out of Range Check

Inherited Universe:

Universe: SSRGXB RESPONSE AND [(SSTYPE = 2 and SSRGXB > 1491) or
(SSTYPE <> 2 and SSRGXB > 133)]

Universe Description:

Text: * THE VALUE ENTERED IS UNUSUALLY HIGH OR LOW

PLEASE VERIFY AND IF CORRECT, ENTER ITEM LEVEL NOTE

Check Instructions: IF suppressed then set SSRGXB_ = 'A1'

Type: Soft

Skip Instructions: Suppress: Goto SSMORE

All others, go back to SSRGXB

SSMORE

Field

BlkSect12B.BlkSingleserv.SSMORE

Description: Any more single-service plans

Form Pane Label: More

SAS Name: SSMORE

Tag Name: SSMORE

Inherited Universe:

Universe:

Universe Description: All

Question Text: ^DoDoes_C ^YOU_YRCU have any other single-service plans - that is, any other insurance plans that provide one specific type of coverage?

Fills: DoDoes_C

Instructions: IF NUMHOUSE = 1 then fill "Do"
ELSE fill "Does"

Fills: YOU_YRCU

Instructions: IF NUMHOUSE = 1 then fill "you"
ELSE fill "your household"

Type: Enumerated

Length: 1

Answer List: TYesNo

Value:	Mnemonic:	Description:
1	Yes	Yes
2	No	No

- Don't Know
- Refuse
- Empty

- On Input
- On Output

Store Instructions: 1. IF SSTYPE = 888 then set HIS_STAT = 3 for the current

record
ELSE set HIS_STAT = 1 for the current record

2. Set HIS_ORIG = 1 for the current record.

Array:

Skip Instructions: 1: IF ROW number = 12 then goto ERR_MAX
ELSE goto SSTYPE for next plan, next line of grid

2,DK,RF: IF SSTYPE on the row below this one is not EMPTY
then goto CK_SSMORE.
ELSE exit single service block and
IF 1 OR 3 selected in HIKIND goto BlkPrivate
ELSEIF 6 selected in HIKIND goto BlkMilitary
ELSE goto PartB_End

Instrument SAS Name: SSMORE

Destination Data Set: EHIS

Report Section: 12B - Single Service

Date Implemented (YYYY-MM-DD): April 2017

ERR_MAX

Check

BlkSect12B.BlkSingleserv.ERR_MAX

Description: Max number of Rows Reached

Inherited Universe:

Universe: SSMORE = Yes {1} and (ROW number = 12)

Universe Description: Yes, there are more policies, but there are no more empty rows in the grid

Text: ♦ [No more rows can be added](#)

Check Instructions:

Type: Soft

Skip Instructions: Go back to SSMORE

Check

CK_SSMORE
BlkSect12B.BlkSingleserv.CK_SSMORE

Description: Cannot change any more to a No when there is data below.

Inherited Universe:

Universe: (SSMORE = No {2} or SSMORE = NONRESPONSE) AND SSTYPE on the row below this one is not EMPTY.

Universe Description: Changed a Yes in SSMORE to a No, when there is data enter on rows below this one.

Text: • You cannot change this answer to a "no".
*** Press Enter to exit this check and re-enter a "1" in More ***
If you need to delete records below this line, enter 888 in the Type column

Check Instructions:

Type: Hard

Skip Instructions: Go back to SSMORE

SingleServ_Complete

Field

BlkSect12B.BlkSingleserv.SingleServ_Complete

Description: Set complete flag for single service

Form Pane Label:

SAS Name:

Tag Name:

Inherited Universe:

Universe:

Universe Description:

Question Text:

Type: Integer

Length: 1

Min: 0

Max: 1

- Don't Know
- Refuse
- Empty

- On Input
- On Output

Store Instructions: Set Single service complete flag

```
FOR I:= 1 TO 12 DO
  IF Sect12BSingleServ[I].SSMORE = No {2} or Sect12BSingleServ[I].SSMORE =
NONRESPONSE THEN
  set SS_Cmp = 1
  ELSEIF Sect12BSingleServ[I].SSMORE = Yes {1} THEN
  set SS_Cmp = 0
  ENDIF
ENDDO
```

Array:

Report Section: 12B - Single Service

Date Implemented (YYYY-MM-DD): April 2017

Field

SSRPMXB_
BlkSect12B.BlkSingleserv.SSRPMXB_

Description: Range edit flag for SSRPMXB

Form Pane Label:

SAS Name:

Tag Name:

Inherited Universe:

Universe:

Universe Description:

Question Text: ** Not Displayed **

Type: String

Length: 2

- Don't Know
- Refuse
- Empty

- On Input
- On Output

Array:

Special Instructions: NOTE: See ERR1_SSRPMXB for how to set this field

Valid Values: A1 = Range edit failed
(ERR1 check was suppressed)

Blank = Range edit passed

Instrument SAS Name: SSRPMXB_

Destination Data Set: EHIS

Sponsor Field Type: C

Report Section: 12B - Single Service

Date Implemented (YYYY-MM-DD): April 2017

Sponsor Edits: FLAG

Field

SSRGXB_
BlkSect12B.BlkSingleserv.SSRGXB_

Description: Range edit flag for SSRGXB

Form Pane Label:

SAS Name:

Tag Name:

Inherited Universe:

Universe:

Universe Description:

Question Text: ** Not Displayed **

Type: String

Length: 2

Don't Know

Refuse

Empty

On Input

On Output

Array:

Special Instructions: NOTE: See ERR1_SSRGXB for how to set this field

Valid Values: A1 = Range edit failed
(ERR1 check was suppressed)

Blank = Range edit passed

Instrument SAS Name: SSRGXB_

Destination Data Set: EHIS

Sponsor Field Type: C

Report Section: 12B - Single Service

Date Implemented (YYYY-MM-DD): April 2017

Sponsor Edits: FLAG

Field

HIS_STAT
BlkSect12B.BlkSingleserv.HIS_STAT

Description: Record status

Form Pane Label:

SAS Name:

Tag Name:

Inherited Universe:

Universe:

Universe Description:

Question Text: ** Not Displayed **

Type: String

Length: 1

Don't Know

Refuse

Empty

On Input

On Output

Array:

Special Instructions: NOTE: See SSMORE for how to set this field

Valid Values: 1 = Active Record

3 = Inactive Record

Instrument SAS Name: HIS_STAT

Destination Data Set: EHIS

Sponsor Field Type: C

Report Section: 12B - Single Service

Date Implemented (YYYY-MM-DD): April 2017

HIS_ORIG

Field

BlkSect12B.BlkSingleserv.HIS_ORIG

Description: Record origin

Form Pane Label:

SAS Name:

Tag Name:

Inherited Universe:

Universe:

Universe Description:

Question Text: ** Not Displayed **

Type: String

Length: 1

Don't Know

Refuse

Empty

On Input

On Output

Array:

Special Instructions: NOTE: See SSMORE for how to set this field

Valid Values: 1 = Data from current month interview

4 = Inventory data- no updates were made

5 = Inventory data- updates made.

Instrument SAS Name: HIS_ORIG

Destination Data Set: EHIS

Sponsor Field Type: C

Report Section: 12B - Single Service

Date Implemented (YYYY-MM-DD): April 2017

Field

SSPDLIB
BlkSect12B.BlkSingleserv.SSPDLIB

Description: Policy line number for new policies reported

Form Pane Label:

SAS Name:

Tag Name:

Inherited Universe:

Universe:

Universe Description:

Question Text: ** Not Displayed **

Type: Integer

Length: 2

Min: 1

Max: 99

- Don't Know
- Refuse
- Empty

- On Input
- On Output

Array:

Special Instructions: NOTE: Policy Line number for new policies reported
See SSTYPE for how to set this field

Instrument SAS Name: SSPDLIB

Destination Data Set: EHIS

Sponsor Field Type: N

Report Section: 12B - Single Service

Date Implemented (YYYY-MM-DD): April 2017

MATCHID

Field

BlkSect12B.BlkSingleserv.MATCHID

Description: Match ID used for matching record in processing

Form Pane Label:

SAS Name:

Tag Name:

Inherited Universe:

Universe:

Universe Description:

Question Text: ** Created in Post Processing **

Type: Integer

Length: 2

Min: 0

Max: 99

- Don't Know
- Refuse
- Empty

On Input

On Output

Array:

Instrument SAS Name: MATCHID

Destination Data Set: EHIS

Sponsor Field Type: N

Report Section: 12B - Single Service

Date Implemented (YYYY-MM-DD): April 2017

Field

BLSLNO
BlkSect12B.BlkSingleserv.BLSLNO

Description: Combined Private and Single service line number - Created in processing

Form Pane Label:

SAS Name:

Tag Name:

Inherited Universe:

Universe:

Universe Description:

Question Text: ** Created in Processing *

Type: Integer

Length: 2

Min: 0

Max: 99

- Don't Know
- Refuse
- Empty

- On Input
- On Output

Array:

Instrument SAS Name: BLSLNO

Destination Data Set: EHIS

Sponsor Field Type: N

Report Section: 12B - Single

Date Implemented (YYYY-MM-DD): April 2017

BlkPrivate

Block

BlkSect12B.BlkPrivate

Description: Private insurance block

Tab Name:

Fly Over Name:

Universe Type: If

Inherited Universe:

Universe: 1 or 3 selected in BSect12.BlkPartB.HIKIND

Universe Description:

Array:

Block Instructions: 1. Section Label: Section 12, Part B - Private Insurance

2. Allow up to 12 plans to be collected.

3. Create TotalMedicare

Set TotalMedicare = NumMCareInv (from the screener section) +
(total number of active records in TBLMedicare
(MCCHOICE = 1 or MCHMOPLN = 1))

NOTE: The data in this block is combined with Single and sent to BLS under EHHP. (See Block Sect12BLSFinal. Any changes made here also need to be made in Sect12BLSFinal.)

Field

HINSCMP
BlkSect12B.BlkPrivate.HINSCMP

Description: Name of insurance company?

Form Pane Label: Company Name

SAS Name: HINSCMP

Tag Name: HINSCMP

Inherited Universe:

Universe:

Universe Description:

Question Text: ^HINSCMP_fill

Let's talk about your ^HINSCMP_firstnext private health insurance plan.
What is the name of the insurance company for this plan?

- Enter name of insurance company, not the insurance agent
Enter 888 to delete the line

Fills: HINSCMP_fill

Instructions: IF Row Number = 1 then fill "The next questions are about private health insurance^HINSCMP_include These plans can be obtained through work, purchased directly, or through a state or local government program or community program."

Else leave blank

Fills: HINSCMP_include

Instructions: If Medicare_sup {3} IN BSECT12.BlkSect12B.HIKIND then fill " including Medicare Supplemental Insurance."
Else fill "."

Fills: HINSCMP_firstnext

Instructions: If ROW Number = 1 then fill "first"
Else fill "next"

Type: String

Length: 30

- Don't Know
- Refuse
- Empty

On Input
 On Output

Store Instructions: Assign HHIPDLIB, starting with 1

Array:

Skip Instructions: IF 888 then goto HHIMORE

ELSEIF 3 selected in HIKIND then goto MEDIGAP

ELSEIF NUMHOUSE = 1 then goto PLNMGD

ELSE goto HHICOVQ

Instrument SAS Name: HINSCMP

Destination Data Set: EHIP

Sponsor Field Type: C

Report Section: 12B - Private

Date Implemented (YYYY-MM-DD): April 2017

Field

MEDIGAP
BlkSect12B.BlkPrivate.MEDIGAP

Description: Is this Medicare Supplemental Insurance

Form Pane Label: Supp

SAS Name: MEDIGAP

Tag Name: MEDIGAP

Inherited Universe:

Universe: Medicare_sup {3} IN BSECT12.BlkSect12B.HIKIND

Universe Description:

Question Text: Is this a Medicare Supplemental Insurance plan?

✦ Medicare Supplemental Insurance is also known as "Medi-Gap" insurance

Type: Enumerated

Length: 1

Answer List: TYesNo

Value:	Mnemonic:	Description:
1	Yes	Yes
2	No	No

- Don't Know
- Refuse
- Empty

- On Input
- On Output

Array:

Skip Instructions: 1: IF MCCHOICE_Flag = 1 OR MCHMOPLN_Flag = 1 then goto CK_MEDIGAP
ELSEIF NUMHOUSE = 1 then goto PLNMGD
ELSE goto HHICOVQ

2,DK,RF: IF NUMHOUSE = 1 then goto PLNMGD
ELSE goto HHICOVQ

Instrument SAS Name: MEDIGAP

Destination Data Set: EHIP

Sponsor Field Type: C

Report Section: 12B - Private

Date Implemented (YYYY-MM-DD): April 2017

Check

CK_MEDIGAP
BlkSect12B.BlkPrivate.CK_MEDIGAP

Description: Same Medigap as already been reported?

Inherited Universe:

Universe: MEDIGAP = Yes {1} AND (BSECT12.BlkSect12B.MCCHOICE_Flag = 1 or BSECT12.BlkSect12B.MCHMOPLN_Flag = 1)

Universe Description: Medigap is yes and there is a previously recorded medicare advantage plan or medicare managed care arrangement record

Text: You reported a ^CK_MEDIGAP_Fill plan earlier in our interview.
Is this the same plan you already reported?

- If not the same plan, enter "S" to Suppress
Otherwise, press ENTER and enter 888 in the insurance plan name screen.

Check Instructions:

Type: Soft

Skip Instructions: SUPPRESS: IF NUMHOUSE = 1 then goto PLNMGD
ELSE goto HHICOVQ

All others, go back to MEDIGAP

Fills: CK_MEDIGAP_Fill

Instructions: IF MCCHOICE_Flag = 1 AND MCHMOPLN_Flag = 1 then fill "Medicare advantage plan or Medicare managed care arrangement"
Elseif MCCHOICE_flag = 1 then fill "Medicare advantage"
Else fill "Medicare managed care arrangement"

HHICOVQ

Field

BlkSect12B.BlkPrivate.HHICOVQ

Description: How many members are covered?

Form Pane Label: # Memes

SAS Name: HHICOVQ

Tag Name: HHICOVQ

Inherited Universe:

Universe: HINSCMP <> 888 AND NUMHOUSE > 1

Universe Description: More than 1 household member

Question Text: How many household members are/were covered by this plan?

Type: Integer

Length: 2

Min: 0

Max: 30

Don't Know

Refuse

Empty

On Input

On Output

Array:

Skip Instructions: 0-30: IF HHICOVQ > NUMHOUSE then goto CK_HHICOVQ
ELSEIF MEDIGAP = 1 AND HHICOVQ > TotalMedicare then goto
CK_HHICOVQ2
ELSE goto PLNMGD

DK,RF: Goto PLNMGD

Instrument SAS Name: HHICOVQ

Destination Data Set: EHIP

Sponsor Field Type: N

Report Section: 12B - Private

Date Implemented (YYYY-MM-DD): April 2017

CK_HHICOVQ

Check

BlkSect12B.BlkPrivate.CK_HHICOVQ

Description: # persons covered is > total # HH members

Inherited Universe:

Universe: HHICOVQ > NUMHOUSE

Universe Description: Number of persons covered by this policy is greater than the total number of household members

Text: * [Number cannot exceed number of household members](#)

Check Instructions:

Type: Hard

Skip Instructions: Go back to HHICOVQ

Check

CK_HHICOVQ2
BlkSect12B.BlkPrivate.CK_HHICOVQ2

Description: # persons covered > total # HH members enrolled in Medicare

Inherited Universe:

Universe: MEDIGAP = Yes {1} AND HHICOVQ > TotalMedicare

Universe Description: Number of persons covered by this policy is greater than the total number of household members enrolled in Medicare

Text: * [Number is greater than the number of household members enrolled in Medicare](#)

Check Instructions:

Type: Soft

Skip Instructions: Suppress: Goto PLNMGD

All others, go back to HHICOVQ

PLNMGD

Field

BlkSect12B.BlkPrivate.PLNMGD

Description: Type of plan

Form Pane Label: Type

SAS Name: PLNMGD

Tag Name: PLNMGD

Inherited Universe:

Universe: HINSCMP <> 888

Universe Description:

Help Screen: H_PLNMGD

Question Text: ? [F1]

Is this plan an HMO (Health Maintenance Organization), an IPA (Individual Practice Association), a PPO (Preferred Provider Organization), or fee-for-service?

Type: Enumerated

Length: 1

Answer List: TPLNMGD

Value:	Mnemonic:	Description:
1	HMOIPA	HMO/IPA
2	PPOFFS	PPO/Fee-for-service

Don't Know

Refuse

Empty

On Input

On Output

Array:

Skip Instructions: 1: Goto FSA

2,DK,RF: Goto HSAHRA

Instrument SAS Name: PLNMGD

Destination Data Set: EHIP

Sponsor Field Type: C

Report Section: 12B - Private

Date Implemented (YYYY-MM-DD): April 2017

HSAHRA

Field

BlkSect12B.BlkPrivate.HSAHRA

Description: Special account that can be used to pay for medical expenses?

Form Pane Label: HSA/HRA

SAS Name: HSAHRA

Tag Name: HSAHRA

Inherited Universe:

Universe: PLNMGD = PPOFFS {2} or PLNMGD = NONRESPONSE

Universe Description:

Question Text: With this plan, is there a special account or fund that can be used to pay for medical expenses? The accounts are sometimes referred to as Health Savings Accounts (HSAs), Health Reimbursement Accounts (HRAs), Personal Care accounts, Personal Medical funds, or Choice funds, and are different from Flexible Spending Accounts.

Type: Enumerated

Length: 1

Answer List: TYesNo

Value:	Mnemonic:	Description:
1	Yes	Yes
2	No	No

Don't Know

Refuse

Empty

On Input

On Output

Array:

Skip Instructions: Goto FSA

Instrument SAS Name: HSAHRA

Destination Data Set: EHIP

Sponsor Field Type: C

Report Section: 12B - Private

Date Implemented (YYYY-MM-DD): April 2017

FSA

Field

BlkSect12B.BlkPrivate.FSA

Description: Do you have a Flexible Spending Account for health expenses?

Form Pane Label: FSA

SAS Name: FSA

Tag Name: FSA

Inherited Universe:

Universe: HINSCMP <> 888

Universe Description:

Question Text: Do ^YOU_ANYMEM have a Flexible Spending Account for health expenses?
These accounts are offered by some employers to allow employees to set aside pre-tax dollars of their own money for their use throughout the year to reimburse themselves for their out-of-pocket expenses for health care. With this type of account, any money remaining in the account at the end of the year, following a short grace period, is lost to the employee.

Fills: YOU_ANYMEM

Instructions: IF NUMHOUSE = 1 then fill "you"
ELSE fill "you or any members of your household"

Type: Enumerated

Length: 1

Answer List: TYesNo

Value:	Mnemonic:	Description:
1	Yes	Yes
2	No	No

- Don't Know
- Refuse
- Empty

- On Input
- On Output

Array:

Skip Instructions: Goto HHIGROUP

Instrument SAS Name: FSA

Destination Data Set: EHIP

Sponsor Field Type: C

Report Section: 12B - Private

Date Implemented (YYYY-MM-DD): April 2017

HHIGROUP

Field

BlkSect12B.BlkPrivate.HHIGROUP

Description: Policy obtained by individual or group?

Form Pane Label: Group

SAS Name: HHIGROUP

Tag Name: HHIGROUP

Inherited Universe:

Universe: HINSCMP <> 888

Universe Description:

Help Screen: H_HHIGROUP

Question Text: ? [F1]

Was the plan obtained on an individual or group basis?

Type: Enumerated

Length: 1

Answer List: TIGROUP

Value:	Mnemonic:	Description:
1	Individually	Individually obtained
2	Employment	Group through place of employment
3	Organization	Group through other organization

Don't Know

Refuse

Empty

On Input

On Output

Array:

Skip Instructions: 1,3,DK,RF: Goto PORTAL

2: Goto HHIPRYOU

Instrument SAS Name: HHIGROUP

Destination Data Set: EHIP

Sponsor Field Type: C

Report Section: 12B - Private

Date Implemented (YYYY-MM-DD): April 2017

PORTAL

Field

BlkSect12B.BlkPrivate.PORTAL

Description: Policy obtained through Healthcare.gov?

Form Pane Label: Hcare.gov

SAS Name: PORTAL

Tag Name: PORTAL

Inherited Universe:

Universe: HHIGROUP = Individually {1} or HHIGROUP = Organization {3} or HHIGROUP = NONRESPONSE

Universe Description:

Question Text: Was the plan obtained through ^ST_PORTAL Healthcare.gov?

Fills: ST_PORTAL

Instructions: IF STATE = 'AR' then fill "the Arkansas Health Connector or"
ELSEIF STATE = 'CA' then fill "Covered California or"
ELSEIF STATE = 'CO' then fill "Connect for Health Colorado or"
ELSEIF STATE = 'CT' then fill "Access Health CT or"
ELSEIF STATE = 'DE' then fill "Choose Health Delaware or"
ELSEIF STATE = 'DC' then fill "DC Health Link or"
ELSEIF STATE = 'HI' then fill "the Hawaii Health Connector or"
ELSEIF STATE = 'ID' then fill "Your Health Idaho or"
ELSEIF STATE = 'IL' then fill "Get Covered Illinois or"
ELSEIF STATE = 'KY' then fill "Kynect or"
ELSEIF STATE = 'MD' then fill "the Maryland Health Connection or"
ELSEIF STATE = 'MA' then fill "the Massachusetts Health Connector,
Commonwealth Care (CommCare), Commonwealth Choice (CommChoice) or"
ELSEIF STATE = 'MI' then fill "the Health Insurance Consumer Assistance
Program (HICAP) or"
ELSEIF STATE = 'MN' then fill "MNsure or"
ELSEIF STATE = 'NV' then fill "the Nevada Health Link or"
ELSEIF STATE = 'NM' then fill "BeWellNM or"
ELSEIF STATE = 'NY' then fill "New York State of Health or"
ELSEIF STATE = 'OR' then fill "Cover Oregon or"
ELSEIF STATE = 'RI' then fill "Health Source RI or"
ELSEIF STATE = 'VT' then fill "Vermont Health Connect or"
ELSEIF STATE = 'WA' then fill "the Washington Health Plan Finder, the
Washington Health Benefit Exchange or"
ELSEIF STATE = 'WV' then fill "the West Virginia Health Insurance Marketplace
or"
ELSE leave blank

Type: Enumerated
Length: 1

Answer List: TYesNo

Value:	Mnemonic:	Description:
1	Yes	Yes
2	No	No

- Don't Know
- Refuse
- Empty

- On Input
- On Output

Array:

Skip Instructions: 1: Goto PORTPLAN

2,DK,RF: Goto HHIPRYOU

Instrument SAS Name: PORTAL

Destination Data Set: EHIP

Sponsor Field Type: C

Report Section: 12B - Private

Date Implemented (YYYY-MM-DD): April 2017

PORTPLAN

Field

BlkSect12B.BlkPrivate.PORTPLAN

Description: Platinum, gold, silver, bronze, or catastrophic plan?

Form Pane Label: Plan type

SAS Name: PORTPLAN

Tag Name: PORTPLAN

Inherited Universe:

Universe: PORTAL = Yes {1}

Universe Description:

Question Text: Is this plan a platinum, gold, silver, bronze, or catastrophic plan?

Type: Enumerated

Length: 1

Answer List: TPORTPLAN

Value:	Mnemonic:	Description:
1	Platinum	Platinum plan
2	Gold	Gold plan
3	Silver	Silver plan
4	Bronze	Bronze plan
5	Catastrophic	Catastrophic plan

Don't Know

Refuse

Empty

On Input

On Output

Array:

Skip Instructions: Goto HHIPRYOU

Instrument SAS Name: PORTPLAN

Destination Data Set: EHIP

Sponsor Field Type: C

Report Section: 12B - Private

Date Implemented (YYYY-MM-DD): April 2017

HHIPRYOU

Field

BlkSect12B.BlkPrivate.HHIPRYOU

Description: Do you pay for any portion of the premiums?

Form Pane Label: CU Pay

SAS Name: HHIPRYOU

Tag Name: HHIPRYOU

Inherited Universe:

Universe: HINSCMP <> 888

Universe Description:

Question Text: ^DoDoes_C ^YOU_YRCU pay ANY portion of the premiums for this plan?

Fills: DoDoes_C

Instructions: IF NUMHOUSE = 1 then fill "Do"
ELSE fill "Does"

Fills: YOU_YRCU

Instructions: IF NUMHOUSE = 1 then fill "you"
ELSE fill "your household"

Type: Enumerated

Length: 1

Answer List: TYesNo

Value:	Mnemonic:	Description:
1	Yes	Yes
2	No	No

- Don't Know
- Refuse
- Empty

- On Input
- On Output

Array:

Skip Instructions: 1,DK,RF: Goto HHIPRDED

2: Goto HHIPROUT

Instrument SAS Name: HHIPRYOU

Destination Data Set: EHIP

Sponsor Field Type: C

Report Section: 12B - Private

Date Implemented (YYYY-MM-DD): April 2017

HHIPROUT

Field

BlkSect12B.BlkPrivate.HHIPROUT

Description: Who pays premiums?

Form Pane Label: Who

SAS Name: HHIPROUT

Tag Name: HHIPROUT

Inherited Universe:

Universe: HHIPRYOU = No {2}

Universe Description: Do not pay any portion of the premiums for this plan

Question Text: Who pays the policy premiums?

Type: Enumerated

Length: 1

Answer List: TSSPROTH

Value:	Mnemonic:	Description:
1	Employer	An employer or union?
2	Other	Another group or persons outside your household?

- Don't Know
- Refuse
- Empty

- On Input
- On Output

Array:

Special Instructions: Answer list options should be in bold black

Skip Instructions: IF PORTAL = 1 goto PREMSUBS
ELSE goto HHIMORE

Instrument SAS Name: HHIPROUT

Destination Data Set: EHIP

Sponsor Field Type: C

Report Section: 12B - Private

Date Implemented (YYYY-MM-DD): April 2017

HHIPRDED

Field

BlkSect12B.BlkPrivate.HHIPRDED

Description: Any paid through payroll deductions?

Form Pane Label: Deduct

SAS Name: HHIPRDED

Tag Name: HHIPRDED

Inherited Universe:

Universe: HHIPRYOU = Yes {1} or HHIPRYOU = NONRESPONSE

Universe Description: Do pay a portion of the premiums for this plan

Question Text: Are any premiums paid through payroll deductions?

Type: Enumerated

Length: 1

Answer List: TYesNo

Value:	Mnemonic:	Description:
1	Yes	Yes
2	No	No

- Don't Know
- Refuse
- Empty

- On Input
- On Output

Array:

Skip Instructions: Goto HHIRPMPD

Instrument SAS Name: HHIPRDED

Destination Data Set: EHIP

Sponsor Field Type: C

Report Section: 12B - Private

Date Implemented (YYYY-MM-DD): April 2017

HHIRPMPD

Field

BlkSect12B.BlkPrivate.HHIRPMPD

Description: Period of time covered

Form Pane Label: Pay Per

SAS Name: HHIRPMPD

Tag Name: HHIRPMPD

Inherited Universe:

Universe: HHIPRYOU = Yes {1} or HHIPRYOU = NONRESPONSE

Universe Description: Do pay a portion of the premiums for this plan

Question Text: How often are payments made for ^HINSCMPfill ^INCLDEDC?

Fills: HINSCMPfill

Instructions: If HINSCMP = RESPONSE then fill entry in HINSCMP
Else fill "this plan"

Fills: INCLDEDC

Instructions: If HHIPRDED = Yes {1} then fill "including payroll deductions"
Else leave blank

Type: Enumerated

Length: 2

Answer List: TPERIOD

Value:	Mnemonic:	Description:
1	Wkly	Once a week
2	Biwkly	Once every 2 weeks
3	TwcMonth	Twice a month
4	Mnthly	Once a month
5	Months	Every 2 months
6	Qtrly	Quarterly (every 3 months)
7	4Months	Once every 4 months
8	6Months	Twice a year (every 6 months)
9	Yrly	Once a year
10	Other	Other

Don't Know
 Refuse
 Empty

On Input
 On Output

Array:

Skip Instructions: 1-9: Goto HHIRPMXB

10,DK,RF: Goto HHIIRGXB

Instrument SAS Name: HHIRPMPD

Destination Data Set: EHIP

Sponsor Field Type: C

Report Section: 12B - Private

Date Implemented (YYYY-MM-DD): April 2017

HHIRPMXB

Field

BlkSect12B.BlkPrivate.HHIRPMXB

Description: Amount currently paid?

Form Pane Label: Payment \$

SAS Name: HHIRPMXB

Tag Name: HHIRPMXB

Inherited Universe:

Universe: HHIRPMPD = RESPONSE AND HHIRPMPD <> Other {10}

Universe Description:

Question Text: What is the amount currently paid ^PERIOD_PI? ^HHIRPMXB_fill

Fills: PERIOD_PI

Instructions: If HHIRPMPD = 1 then fill "once a week"

Elseif HHIRPMPD = 2 then fill "once every 2 weeks"

Elseif HHIRPMPD = 3 then fill "twice a month"

Elseif HHIRPMPD = 4 then fill "once a month"

Elseif HHIRPMPD = 5 then fill "every 2 months"

Elseif HHIRPMPD = 6 then fill "every 3 months"

Elseif HHIRPMPD = 7 then fill "every 4 months"

Elseif HHIRPMPD = 8 then fill "every 6 months"

Elseif HHIRPMPD = 9 then fill "once a year"

Fills: HHIRPMXB_fill

Instructions: If HSAHRA = Yes {1} then fill "Do not include deposits into an HSA or other accounts used to pay for medical expenses."

Else leave blank

Type: Integer

Length: 7

Min: 1

Max: 999999

- Don't Know
- Refuse
- Empty

- On Input
- On Output

Store Instructions: If HHIRPMXB is in range or NONRESPONSE then set HHIR_MXB = EMPTY

Array:

Special Instructions: Display \$ and comma in the entry field

Skip Instructions: 1-99999: IF HHIRPMXB = 1 OR
 [(HHIRPMPD = 1 and HHIRPMXB > 624) OR
 (HHIRPMPD = 2 and HHIRPMXB > 1248) OR
 (HHIRPMPD = 3 and HHIRPMXB > 1353) OR
 (HHIRPMPD = 4 and HHIRPMXB > 2499) OR
 (HHIRPMPD = 5 and HHIRPMXB > 5414) OR
 (HHIRPMPD = 6 and HHIRPMXB > 8121) OR
 (HHIRPMPD = 7 and HHIRPMXB > 10829) OR
 (HHIRPMPD = 8 and HHIRPMXB > 16243) OR
 (HHIRPMPD = 9 and HHIRPMXB > 32487)]
 Then goto ERR1_HHIRPMXB
 ELSEIF PORTAL = 1 then goto PREMSUBS
 ELSE goto HHIMORE

DK,RF: IF PORTAL = 1 then goto PREMSUBS
 ELSE goto HHIMORE

Instrument SAS Name: HHIRPMXB

Destination Data Set: EHIP

Sponsor Field Type: N

Report Section: 12B - Private

Date Implemented (YYYY-MM-DD): April 2017

ERR1_HHIRPMXB

Check

BlkSect12B.BlkPrivate.ERR1_HHIRPMXB

Description: Out of Range Check

Inherited Universe:

Universe: [HHIRPMXB = 1 or
(HHIRPMPD = 1 and HHIRPMXB > 624) or
(HHIRPMPD = 2 and HHIRPMXB > 1249) or
(HHIRPMPD = 3 and HHIRPMXB > 1353) or
(HHIRPMPD = 4 and HHIRPMXB > 2499) or
(HHIRPMPD = 5 and HHIRPMXB > 5414) or
(HHIRPMPD = 6 and HHIRPMXB > 8121) or
(HHIRPMPD = 7 and HHIRPMXB > 10829) or
(HHIRPMPD = 8 and HHIRPMXB > 16243) or
(HHIRPMPD = 9 and HHIRPMXB > 32487)]
AND HHIRPMXB = RESPONSE

Universe Description:

Text: ♦ THE VALUE ENTERED IS UNUSUALLY HIGH OR LOW

PLEASE VERIFY AND IF CORRECT, ENTER ITEM LEVEL NOTE

Check Instructions: IF suppressed then set HHIR_MXB = 'A1'

Type: Soft

Skip Instructions: Suppress: IF PORTAL = 1 then goto PREMSUBS
ELSE goto HHIMORE

All others, go back to HHIRPMXB

Field

HHIRGXB

BlkSect12B.BlkPrivate.HHIRGXB

Description: Total expense paid on policy

Form Pane Label: Total \$

SAS Name: HHIRGXB

Tag Name: HHIRGXB

Inherited Universe:

Universe: HHIRPMPD = Other {10} or HHIRPMPD = NONRESPONSE

Universe Description:

Question Text: What was the total expense paid for this plan since ^REF_MONTH not including this month? ^HHIRPMXB_fill

Fills: REF_MONTH

Instructions: Set REF_MONTH = 3 months before the interview.

Calculated by taking the INTPER from record type 10 to come up with the base month to start from.

Fills: HHIRPMXB_fill

Instructions: If HSAHRA = Yes {1} then fill "Do not include deposits into an HSA or other accounts used to pay for medical expenses."

Else leave blank

Type: Integer

Length: 6

Min: 0

Max: 99999

Don't Know

Refuse

Empty

On Input

On Output

Store Instructions: IF HHIRGXB is in range or NONRESPONSE then set HHII_GXB = EMPTY

Array:

Special Instructions: Display \$ and comma in the entry field

Skip Instructions: 1-99999: IF HHIIRGXB > 864 then goto ERR1_HHIIRGXB
ELSEIF PORTAL = 1 then goto PREMSUBS
ELSE goto HHIMORE

DK,RF: IF PORTAL = 1 then goto PREMSUBS
ELSE goto HHIMORE

Instrument SAS Name: HHIIRGXB

Destination Data Set: EHIP

Sponsor Field Type: N

Report Section: 12B - Private

Date Implemented (YYYY-MM-DD): April 2017

Check

ERR1_HHIIRGXB
BlkSect12B.BlkPrivate.ERR1_HHIIRGXB

Description: Out of Range Check

Inherited Universe:

Universe: HHIIRGXB > 864 AND HHIIRGXB = RESPONSE

Universe Description:

Text: * THE VALUE ENTERED IS UNUSUALLY HIGH OR LOW

PLEASE VERIFY AND IF CORRECT, ENTER ITEM LEVEL NOTE

Check Instructions: IF suppressed then set HHII_GXB = 'A1'

Type: Soft

Skip Instructions: Suppress: IF PORTAL = 1 then goto PREMSUBS
ELSE goto HHIMORE

All other, go back to HHIIRGXB

PREMSUBS

Field

BlkSect12B.BlkPrivate.PREMSUBS

Description: Cost of premium subsidized based on income?

Form Pane Label: Subsidized

SAS Name: PREMSUBS

Tag Name: PREMSUBS

Inherited Universe:

Universe: PORTAL = Yes {1}

Universe Description: Plan was obtained through state or Healthcare.gov

Question Text: Is the cost of the premium subsidized based on ^YR_YRCUS income?

- ◆ Subsidized health coverage is insurance with a reduced premium. Low and middle income families are eligible to receive tax credits that allow them to pay lower premiums for insurance bought through healthcare exchanges or marketplaces.

Fills: YR_YRCUS

Instructions: IF NUMHOUSE = 1 then fill "your"
ELSE fill "your household's"

Type: Enumerated

Length: 1

Answer List: TYesNo

Value:	Mnemonic:	Description:
1	Yes	Yes
2	No	No

- Don't Know
- Refuse
- Empty

- On Input
- On Output

Array:

Skip Instructions: 1: goto HHISUBPD

2,DK,RF: goto HHIMORE

Instrument SAS Name: PREMSUBS

Destination Data Set: EHIP

Sponsor Field Type: C

Report Section: 12B - Private

Date Implemented (YYYY-MM-DD): April 2017

HHISUBPD

Field

BlkSect12B.BlkPrivate.HHISUBPD

Description: Is subsidy paid directly to the health insurance company?

Form Pane Label: Directly

SAS Name: HHISUBPD

Tag Name: HHISUBPD

Inherited Universe:

Universe: PREMSUBS = Yes {1}

Universe Description: Cost of the premium is based on income

Question Text: Is the subsidy paid directly to the health insurance company?

Type: Enumerated

Length: 1

Answer List: TYesNo

Value:	Mnemonic:	Description:
1	Yes	Yes
2	No	No

- Don't Know
- Refuse
- Empty

- On Input
- On Output

Array:

Skip Instructions: Goto HHIMORE

Instrument SAS Name: HHISUBPD

Destination Data Set: EHIP

Sponsor Field Type: C

Report Section: 12B - Private

Date Implemented (YYYY-MM-DD): April 2017

HHIMORE

Field

BlkSect12B.BlkPrivate.HHIMORE

Description: Any more hosp/health plans

Form Pane Label: More

SAS Name:

Tag Name: HHIMORE

Inherited Universe:

Universe:

Universe Description: All

Question Text: Do ^YOU_ANYMEM have any other private health insurance plans?

Fills: YOU_ANYMEM

Instructions: IF NUMHOUSE = 1 then fill "you"

ELSE fill "you or any members of your household"

Type: Enumerated

Length: 1

Answer List: TYesNo

Value:	Mnemonic:	Description:
1	Yes	Yes
2	No	No

Don't Know

Refuse

Empty

On Input

On Output

Store Instructions: 1. IF HINSCMP = 888 then set HIP_STAT = 3 for the current record

ELSE set HIP_STAT = 1 for the current record

2. Set HIP_ORIG = 1 for the current record.

Array:

Skip Instructions: 1: IF ROW number = 12 then goto ERR_MAX
ELSE goto HINSCMP for next plan, next line of grid

2,DK,RF: IF HINSCMP on the row below this one is not EMPTY
then goto CK_HHIMORE.
Else exit private insurance table and
IF 6 selected in HIKIND goto BlkMilitary
ELSE goto PartB_End

Instrument SAS Name: HHIMORE

Destination Data Set: EHIP

Report Section: 12B - Private

Date Implemented (YYYY-MM-DD): April 2017

ERR_MAX

Check

BlkSect12B.BlkPrivate.ERR_MAX

Description: Max number of Rows Reached

Inherited Universe:

Universe: HHIMORE = Yes {1} and (ROW number = 12)

Universe Description: Yes, there are more policies, but there are no more empty rows in the grid

Text: ♦ [No more rows can be added](#)

Check Instructions:

Type: Soft

Skip Instructions: Go back to HHIMORE

Check

CK_HHIMORE
BlkSect12B.BlkPrivate.CK_HHIMORE

Description: Cannot change any more to a No when there is data below.

Inherited Universe:

Universe: (HHIMORE = No {2} or HHIMORE = NONRESPONSE) AND HINSCMP on the row below this one is not EMPTY.

Universe Description: Changed a Yes in HHIMORE to a No, when there is data enter on rows below this one.

Text: * You cannot change this answer to a "no".
*** Press Enter to exit this check and re-enter a "1" in More ***
If you need to delete records below this line, enter 888 in the Company Name column.

Check Instructions:

Type: Hard

Skip Instructions: Go back to HHIMORE

Private_Complete

Field

BlkSect12B.BlkPrivate.Private_Complete

Description: Set Private Complete Flag

Form Pane Label:

SAS Name:

Tag Name:

Inherited Universe:

Universe:

Universe Description:

Question Text:

Type: Integer

Length: 1

Min: 0

Max: 1

- Don't Know
- Refuse
- Empty

- On Input
- On Output

Store Instructions: Set Private complete flag

```
FOR I:= 1 TO 12 DO
```

```
    IF Sect12BPrivate[I].HHIMORE = No {2} or Sect12BPrivate[I].HHIMORE =  
NONRESPONSE THEN
```

```
        set Private_Cmp = 1
```

```
    ELSEIF Sect12BPrivate[I].HHIMORE = Yes THEN
```

```
        set Private_Cmp = 0
```

```
    ENDIF
```

```
ENDDO
```

Array:

Report Section: 12B - Private

Date Implemented (YYYY-MM-DD): April 2017

HHIPDLIB

Field

BlkSect12B.BlkPrivate.HHIPDLIB

Description: Policy line number for new policies reported

Form Pane Label:

SAS Name: HHIPDLIB

Tag Name:

Inherited Universe:

Universe:

Universe Description:

Question Text: ** NOT DISPLAYED **

Type: Integer

Length: 2

Min: 1

Max: 99

- Don't Know
- Refuse
- Empty

- On Input
- On Output

Array:

Special Instructions: NOTE: Policy Line number for new policies reported
See ITEM for how to set this field

Instrument SAS Name: HHIPDLIB

Destination Data Set: EHIP

Sponsor Field Type: N

Report Section: 12B - Private

Date Implemented (YYYY-MM-DD): April 2017

Field

HHIR_MXB
BlkSect12B.BlkPrivate.HHIR_MXB

Description: Range edit flag for HHIRPMXB

Form Pane Label:

SAS Name: HHIR_MXB

Tag Name:

Inherited Universe:

Universe:

Universe Description:

Question Text: ** Not Displayed **

Type: String

Length: 2

- Don't Know
- Refuse
- Empty

- On Input
- On Output

Array:

Special Instructions: NOTE: See ERR1_HHIRPMXB for how to set this field

Valid Values: A1 = Range edit failed
(ERR1 check was suppressed)

Blank = Range edit passed

Instrument SAS Name: HHIR_MXB

Destination Data Set: EHIP

Sponsor Field Type: C

Report Section: 12B - Private

Date Implemented (YYYY-MM-DD): April 2017

Sponsor Edits: FLAG

Field

HHII_GXB
BlkSect12B.BlkPrivate.HHII_GXB

Description: Range edit flag for HHIRGXB

Form Pane Label:

SAS Name: HHII_GXB

Tag Name:

Inherited Universe:

Universe:

Universe Description:

Question Text: ** Not Displayed **

Type: String

Length: 2

Don't Know

Refuse

Empty

On Input

On Output

Array:

Special Instructions: NOTE: See ERR1_HHIIRGXB for how to set this field

Valid Values: A1 = Range edit failed
(ERR1 check was suppressed)

Blank = Range edit passed

Instrument SAS Name: HHII_GXB

Destination Data Set: EHIP

Sponsor Field Type: C

Report Section: 12B - Private

Date Implemented (YYYY-MM-DD): April 2017

Sponsor Edits: FLAG

Field

HIP_STAT
BlkSect12B.BlkPrivate.HIP_STAT

Description: Record status

Form Pane Label:

SAS Name: REC_STAT

Tag Name:

Inherited Universe:

Universe:

Universe Description:

Question Text: ** Not Displayed **

Type: String

Length: 1

Don't Know

Refuse

Empty

On Input

On Output

Array:

Special Instructions: NOTE: See HHIMORE for how to set this field

Valid Values: 1 = Active Record

3 = Inactive Record

Instrument SAS Name: HIP_STAT

Destination Data Set: EHIP

Sponsor Field Type: C

Report Section: 12B - Private

Date Implemented (YYYY-MM-DD): April 2017

HIP_ORIG

Field

BlkSect12B.BlkPrivate.HIP_ORIG

Description: Record origin

Form Pane Label:

SAS Name: REC_ORIG

Tag Name:

Inherited Universe:

Universe:

Universe Description:

Question Text: ** Not Displayed **

Type: String

Length: 1

- Don't Know
- Refuse
- Empty

- On Input
- On Output

Array:

Special Instructions: NOTE: See HHIMORE for how to set this field

Valid Values: 1 = Data from current month interview
4 = Inventory data- no updates were made
5 = Inventory data- updates made.

Instrument SAS Name: HIP_ORIG

Destination Data Set: EHIP

Sponsor Field Type: C

Report Section: 12B - Private

Date Implemented (YYYY-MM-DD): April 2017

Field

HHICPMTB
BlkSect12B.BlkPrivate.HHICPMTB

Description: BLS variable for HHIANYPD

Form Pane Label:

SAS Name: HHICPMTB

Tag Name:

Inherited Universe:

Universe:

Universe Description:

Question Text:

Type: String

Length: 1

- Don't Know
- Refuse
- Empty

- On Input
- On Output

Array:

Instrument SAS Name: HHICPMTB

Destination Data Set: EHIP

Sponsor Field Type: C

Report Section: 12B - Private

Date Implemented (YYYY-MM-DD): April 2017

HHIBCBS

Field

BlkSect12B.BlkPrivate.HHIBCBS

Description: Flag for Blue Cross/Blue Shield - Created in Processing

Form Pane Label:

SAS Name: HHIBCBS

Tag Name:

Inherited Universe:

Universe:

Universe Description:

Question Text:

Type: String

Length: 1

- Don't Know
- Refuse
- Empty

- On Input
- On Output

Array:

Special Instructions: Values: 1 = insurance plan is BCBS

Instrument SAS Name: HHIBCBS

Destination Data Set: EHIP

Sponsor Field Type: C

Report Section: 12B - Private

Date Implemented (YYYY-MM-DD): April 2017

Field

MATCHID
BlkSect12B.BlkPrivate.MATCHID

Description: Match ID used for matching record in processing

Form Pane Label:

SAS Name:

Tag Name:

Inherited Universe:

Universe:

Universe Description:

Question Text: ** Created in Post Processing **

Type: Integer

Length: 2

Min: 0

Max: 99

- Don't Know
- Refuse
- Empty

- On Input
- On Output

Array:

Instrument SAS Name: MATCHID

Destination Data Set: EHIP

Sponsor Field Type: N

Report Section: 12B - Private

Date Implemented (YYYY-MM-DD): April 2017

BLSLNO

Field

BlkSect12B.BlkPrivate.BLSLNO

Description: Combined Private and Single service line number - Created in processing

Form Pane Label:

SAS Name:

Tag Name:

Inherited Universe:

Universe:

Universe Description:

Question Text: ** Created in Processing *

Type: Integer

Length: 2

Min: 0

Max: 99

- Don't Know
- Refuse
- Empty

- On Input
- On Output

Array:

Instrument SAS Name: BLSLNO

Destination Data Set: EHIP

Sponsor Field Type: N

Report Section: 12B - Private

Date Implemented (YYYY-MM-DD): April 2017

Block

BlkMilitary
BlkSect12B.BlkMilitary

Description: Military Insurance block - asked once per household

Tab Name:

Fly Over Name:

Universe Type: If

Inherited Universe:

Universe: Military {6} IN BSect12.BlkPartB.HIKIND

Universe Description:

Array:

Block Instructions: Section Label: Section 12, Part B - Military Insurance

NOTE: The data in this block is combined with Medicaid and sent to BLS under EHHM. (See Block Sect12BLSFinal.

Any changes made here also need to be made in Sect12BLSFinal.)

MILITARY

Field

BlkSect12B.BlkMilitary.MILITARY

Description: Covered by military health care?

Form Pane Label: Military Ins

SAS Name:

Tag Name: MILITARY

Inherited Universe:

Universe:

Universe Description: All who get this block

Question Text: Earlier I recorded that ^YOU_YRCU are covered by military health care. Is that correct?

Fills: YOU_YRCU

Instructions: IF NUMHOUSE = 1 then fill "you"
ELSE fill "your household"

Type: Enumerated

Length: 1

Answer List: TYesNo

Value:	Mnemonic:	Description:
1	Yes	Yes
2	No	No

- Don't Know
- Refuse
- Empty

- On Input
- On Output

Array:

Skip Instructions: 1: Goto MILSPC

2,DK,RF: Goto Military_Complete

Instrument SAS Name: MILITARY

Destination Data Set: EHMT

Sponsor Field Type: C

Report Section: 12B - Military

Date Implemented (YYYY-MM-DD): April 2017

MILSPC

Field

BlkSect12B.BlkMilitary.MILSPC

Description: What types of military health care are you covered by?

Form Pane Label: Military Types

SAS Name:

Tag Name: MILSPC

Inherited Universe:

Universe: MILITARY = Yes {1}

Universe Description: Yes, covered by military health care

Question Text: What ^MILSPC_other of military health care ^Arels ^YOU_YRCU covered by?

✦ Enter all that apply, separate with commas

Fills: MILSPC_other

Instructions: If there is a military health care, 8500, inventory record then fill "other types"
Else fill "types"

Fills: Arels

Instructions: IF RESPLINE = MEMBNO then fill "are"
ELSE fill "is"

Fills: YOU_YRCU

Instructions: IF NUMHOUSE = 1 then fill "you"
ELSE fill "your household"

Type: Set

Max Number of Values: 4

Length: 1

Answer List: TMILSPC

Value:	Mnemonic:	Description:
1	Tricare	^MILSPCOpt1_fill
2	VA	^MILSPCOpt2_fill
3	CHAMPVA	^MILSPCOpt3_fill
4	Other	^MILSPCOpt4_fill

Don't Know
 Refuse
 Empty

On Input
 On Output

Array:

Skip Instructions: 1-4: IF 4 selected then goto MILSPCOT
ELSEIF 2 or 3 selected AND NUMHOUSE > 1 then goto MILVACOV
ELSEIF 1 selected in MILSPC AND NUMHOUSE > 1 then goto TRICOV
ELSEIF 1 selected then goto MILMAN
ELSE goto Military_Complete

DK,RF: Goto Military_Complete

Instrument SAS Name: MILSPC

Destination Data Set: EHMT

Sponsor Field Type: C

Report Section: 12B - Military

Date Implemented (YYYY-MM-DD): April 2017

MILSPCOT

Field

BlkSect12B.BlkMilitary.MILSPCOT

Description: Other military coverage specify

Form Pane Label: Specify

SAS Name:

Tag Name: MILSPCOT

Inherited Universe:

Universe: Other {4} IN MILSPC

Universe Description: Covered by "other" military health care

Question Text: ♦ Other military coverage - specify:

Type: String

Length: 30

Don't Know

Refuse

Empty

On Input

On Output

Array:

Skip Instructions: IF NUMHOUSE > 1 then goto MILOTCOV

ELSEIF 1 selected in MILSPC AND NUMHOUSE > 1 then goto TRICOV

ELSEIF 1 selected in MILSPC then goto MILMAN

ELSE goto Military_Complete

Instrument SAS Name: MILSPCOT

Destination Data Set: EHMT

Sponsor Field Type: C

Report Section: 12B - Military

Date Implemented (YYYY-MM-DD): April 2017

Field

MILOTCOV
BlkSect12B.BlkMilitary.MILOTCOV

Description: How many members are covered?

Form Pane Label: # Memns Oth

SAS Name:

Tag Name: MILOTCOV

Inherited Universe:

Universe: Other {4} IN MILSPC AND NUMHOUSE > 1

Universe Description: Covered by "other" military health care AND there is more than one household member

Question Text: How many members of your household are covered by ^MILSPCOT_fill?

Fills: MILSPCOT_fill

Instructions: IF MILSPCOT = RESPONSE then fill entry in MILSPCOT
ELSE fill "your other military coverage"

Type: Integer

Length: 2

Min: 1

Max: 30

Don't Know
 Refuse
 Empty

On Input
 On Output

Array:

Skip Instructions: IF MILOTCOV > NUMHOUSE then goto CK_MILOTCOV

ELSEIF 2 or 3 selected in MILSPC AND NUMHOUSE > 1 then goto MILVACOV

ELSEIF 1 selected in MILSPC AND NUMHOUSE > 1 then goto TRICOV

ELSEIF 1 selected in MILSPC then goto MILMAN

ELSE goto Military_Complete

Instrument SAS Name: MILOTCOV

Destination Data Set: EHMT

Sponsor Field Type: N

Report Section: 12B - Military

Date Implemented (YYYY-MM-DD): April 2017

Check

CK_MILOTCOV
BlkSect12B.BlkMilitary.CK_MILOTCOV

Description: # members covered by Other Military > total # of members

Inherited Universe:

Universe: MILOTCOV > NUMHOUSE AND MILOTCOV = RESPONSE

Universe Description: Number of members covered by Other Military coverage is greater than the total number of household members

Text: * [Number cannot exceed number of household members](#)

Check Instructions:

Type: Hard

Skip Instructions: Go back to MILOTCOV

MILVACOV

Field

BlkSect12B.BlkMilitary.MILVACOV

Description: How many members are covered?

Form Pane Label: # Mems VA

SAS Name:

Tag Name: MILVACOV

Inherited Universe:

Universe: (VA {2} IN MILSPC or CHAMPVA {3} IN MILSPC) AND NUMHOUSE > 1

Universe Description:

Question Text: How many members of your household are covered by ^CHAMPVA_fill?

Fills: CHAMPVA_fill

Instructions: IF VA {2} IN MILSPC and CHAMPVA {3} IN MILSPC then fill "VA or CHAMP-VA"
ELSEIF CHAMPVA {3} IN MILSPC then fill "CHAMP-VA"
ELSE fill "VA"

Type: Integer

Length: 2

Min: 1

Max: 30

Don't Know
 Refuse
 Empty

On Input
 On Output

Array:

Skip Instructions: IF MILVACOV > NUMHOUSE then goto CK_MILVACOV

ELSEIF 1 selected in MILSPC AND NUMHOUSE > 1 then goto TRICOV

ELSEIF 1 selected in MILSPC then goto MILMAN

ELSE goto Military_Complete

Instrument SAS Name: MILVACOV

Destination Data Set: EHMT

Sponsor Field Type: N

Report Section: 12B - Military

Date Implemented (YYYY-MM-DD): April 2017

CK_MILVACOV

Check

BlkSect12B.BlkMilitary.CK_MILVACOV

Description: # enrolled in VA/CHAMP > # HH members

Inherited Universe:

Universe: MILVACOV > NUMHOUSE AND MILVACOV = RESPONSE

Universe Description: The number of members covered by VA/CHAMP is greater than the total number of household members

Text: * [Number cannot exceed number of household members](#)

Check Instructions:

Type: Hard

Skip Instructions: Go back to MILVACOV

Field

TRICOV
BlkSect12B.BlkMilitary.TRICOV

Description: How many members are covered by Tricare

Form Pane Label: # Memns Tricare

SAS Name:

Tag Name: TRICOV

Inherited Universe:

Universe: Tricare {1} IN MILSPC AND NUMHOUSE > 1

Universe Description:

Question Text: How many members of your household are covered by TRICARE?

Type: Integer

Length: 2

Min: 1

Max: 30

Don't Know

Refuse

Empty

On Input

On Output

Array:

Skip Instructions: IF TRICOV > NUMHOUSE then goto CK_TRICOV

ELSE goto MILMAN

ELSE goto Military_Complete

Instrument SAS Name: TRICOV

Destination Data Set: EHMT

Sponsor Field Type: N

Report Section: 12B - Military

Date Implemented (YYYY-MM-DD): April 2021

Check

CK_TRICOV
BlkSect12B.BlkMilitary.CK_TRICOV

Description: # enrolled in TRICARE > # HH members

Inherited Universe:

Universe: TRICOV > NUMHOUSE AND TRICOV = RESPONSE

Universe Description: The number of members covered by TRICARE is greater than the total number of household members

Text: * [Number cannot exceed number of household members](#)

Check Instructions:

Type: Hard

Skip Instructions: Go back to TRICOV

MILMAN

Field

BlkSect12B.BlkMilitary.MILMAN

Description: What type of TRICARE plan do you have?

Form Pane Label: TRICARE Type

SAS Name:

Tag Name: MILMAN

Inherited Universe:

Universe: Tricare {1} IN MILSPC

Universe Description:

Question Text: Is your TRICARE plan - TRICARE Prime, TRICARE Select, or TRICARE for Life?

• If more than one plan type, select "other (specify)"

Type: Enumerated

Length: 1

Answer List: TMILMAN

Value:	Mnemonic:	Description:
1	Prime	TRICARE Prime
2	Extra	TRICARE Select
3	Life	TRICARE for Life
4	other	TRICARE other (specify)

Don't Know

Refuse

Empty

On Input

On Output

Array:

Skip Instructions: 1,2,DK,RF: Goto TRIRPMPD

3: Goto Military_Complete

4: Goto MILMANOT

Instrument SAS Name: MILMAN

Destination Data Set: EHMT

Sponsor Field Type: C

Report Section: 12B - Military

Date Implemented (YYYY-MM-DD): April 2017

MILMANOT

Field

BlkSect12B.BlkMilitary.MILMANOT

Description: Other type of TRICARE coverage specify

Form Pane Label: Specify

SAS Name:

Tag Name: MILMANOT

Inherited Universe:

Universe: MILMAN = Other {4}

Universe Description:

Question Text: ♦ Other type of TRICARE coverage - specify:

Type: String

Length: 30

Don't Know

Refuse

Empty

On Input

On Output

Array:

Skip Instructions: Goto TRIRPMPD

Instrument SAS Name: MILMANOT

Destination Data Set: EHMT

Sponsor Field Type: C

Report Section: 12B - Military

Date Implemented (YYYY-MM-DD): April 2017

Field

TRIRPMPD
BlkSect12B.BlkMilitary.TRIRPMPD

Description: How often are payments made including payroll deductions

Form Pane Label: How often

SAS Name:

Tag Name: TRIRPMPD

Inherited Universe:

Universe: Tricare {1} IN MILSPC AND MILMAN <> Life

Universe Description:

Question Text: How often are payments made for ^TRICARE_fill including payroll deductions?

Fills: TRICARE_fill

Instructions: IF MILMAN = Prime {1} then fill "TRICARE Prime"
ELSEIF MILMAN = Extra {2} then fill "TRICARE Select"
ELSEIF MILMANOT = RESPONSE then fill entry in MILMANOT
ELSE fill "TRICARE"

Type: Enumerated

Length: 2

Answer List: TPERIOD

Value:	Mnemonic:	Description:
1	Wkly	Once a week
2	Biwkly	Once every 2 weeks
3	TwcMonth	Twice a month
4	Mnthly	Once a month
5	Months	Every 2 months
6	Qtrly	Quarterly (every 3 months)
7	4Months	Once every 4 months
8	6Months	Twice a year (every 6 months)
9	Yrly	Once a year
10	Other	Other

Don't Know

Refuse
 Empty

On Input
 On Output

Array:

Skip Instructions: 1-9: Goto TRIRPMXB

10,DK,RF: Goto TRIIRGXB

Instrument SAS Name: TRIRPMPD

Destination Data Set: EHMT

Sponsor Field Type: C

Report Section: 12B - Military

Date Implemented (YYYY-MM-DD): April 2017

Field

TRIRPMXB
BlkSect12B.BlkMilitary.TRIRPMXB

Description: What was the amount paid

Form Pane Label: Amount paid

SAS Name:

Tag Name: TRIRPMXB

Inherited Universe:

Universe: TRIRPMPD = RESPONSE AND TRIRPMPD <> Other {10}

Universe Description:

Question Text: What is the amount currently paid ^PERIOD_Mil?

Fills: PERIOD_Mil

Instructions: If TRIRPMPD = 1 then fill "once a week"

Elseif TRIRPMPD = 2 then fill "once every 2 weeks"

Elseif TRIRPMPD = 3 then fill "twice a month"

Elseif TRIRPMPD = 4 then fill "once a month"

Elseif TRIRPMPD = 5 then fill "every 2 months"

Elseif TRIRPMPD = 6 then fill "every 3 months"

Elseif TRIRPMPD = 7 then fill "every 4 months"

Elseif TRIRPMPD = 8 then fill "every 6 months"

Elseif TRIRPMPD = 9 then fill "once a year"

Type: Integer

Length: 7

Min: 1

Max: 999999

Don't Know

Refuse

Empty

On Input

On Output

Store Instructions: If TRIRPMXB is in range or NONRESPONSE then set TRIR_MXB = EMPTY

Array:

Special Instructions: Display a \$ and comma in the entry field

Skip Instructions: If (TRIRPMPD = 1 and TRIRPMXB > 125) or (TRIRPMPD = 2 and TRIRPMXB > 220)
or
(TRIRPMPD = 3 and TRIRPMXB > 60) or (TRIRPMPD = 4-8) and TRIRPMXB >
758) or
(TRIRPMPD = 9 and TRIRPMXB > 1200) then goto ERR1_TRIRPMXB

Else goto Military_Complete

Instrument SAS Name: TRIRPMXB

Destination Data Set: EHMT

Sponsor Field Type: N

Report Section: 12B - Military

Date Implemented (YYYY-MM-DD): April 2017

Check

ERR1_TRIRPMXB
BlkSect12B.BlkMilitary.ERR1_TRIRPMXB

Description: Out of Range Check

Inherited Universe:

Universe: TRIRPMXB = RESPONSE AND
[(TRIRPMPD = 1 and TRIRPMXB > 125) or
(TRIRPMPD = 2 and TRIRPMXB > 220) or
(TRIRPMPD = 3 and TRIRPMXB > 60) or
(TRIRPMPD = 4 and TRIRPMXB > 758) or
(TRIRPMPD = 5 and TRIRPMXB > 758) or
(TRIRPMPD = 6 and TRIRPMXB > 758) or
(TRIRPMPD = 7 and TRIRPMXB > 758) or
(TRIRPMPD = 8 and TRIRPMXB > 758) or
(TRIRPMPD = 9 and TRIRPMXB > 1200)]

Universe Description:

Text: * THE AMOUNT ENTERED IS UNUSUALLY HIGH OR LOW

PLEASE VERIFY AND IF CORRECT, ENTER ITEM LEVEL NOTE

Check Instructions: IF suppressed then set TRIR_MXB = 'A1'

Type: Soft

Skip Instructions: Suppress: Goto Military_Complete

All others, go back to TRIRPMXB

TRIIRGXB

Field

BlkSect12B.BlkMilitary.TRIIRGXB

Description: Total amount paid for Tricare

Form Pane Label: Total paid \$

SAS Name:

Tag Name: TRIIRGXB

Inherited Universe:

Universe: TRIRPMPD = Other {10} or TRIRPMPD = NONRESPONSE

Universe Description:

Question Text: What was the total expense paid for ^TRICARE_fill since ^REF_MONTH not including this month?

Fills: TRICARE_fill

Instructions: IF MILMAN = Prime {1} then fill "TRICARE Prime"
ELSEIF MILMAN = Extra {2} then fill "TRICARE Select"
ELSEIF MILMANOT = RESPONSE then fill entry in MILMANOT
ELSE fill "TRICARE"

Fills: REF_MONTH

Instructions: Set REF_MONTH = 3 months before the interview.
Calculated by taking the INTPER from record type 10 to come up with the base month to start from.

Type: Integer

Length: 6

Min: 0

Max: 99999

Don't Know
 Refuse
 Empty

On Input
 On Output

Store Instructions: IF TRIRPMPD is in range or NONRESPONSE then set TRII_GXB = EMPTY

Array:

Special Instructions: Display a \$ and comma in the entry field

Skip Instructions: IF ENTRY > 758 then goto ERR1_TRIIRGXB

Else goto Military_Complete

Instrument SAS Name: TRIIRGXB

Destination Data Set: EHMT

Sponsor Field Type: N

Report Section: 12B - Military

Date Implemented (YYYY-MM-DD): April 2017

ERR1_TRIIRGXB

Check

BlkSect12B.BlkMilitary.ERR1_TRIIRGXB

Description: Out of Range Check

Inherited Universe:

Universe: TRIIRGXB > 758 AND TRIIRGXB = RESPONSE

Universe Description:

Text: * THE VALUE ENTERED IS UNUSUALLY HIGH OR LOW

PLEASE VERIFY AND IF CORRECT, ENTER ITEM LEVEL NOTE

Check Instructions: IF suppressed then set TRII_GXB = 'A1'

Type: Soft

Skip Instructions: Suppress: Goto Military_Complete

All others, go back to TRIIRGXB

Field

Military_Complete
BlkSect12B.BlkMilitary.Military_Complete

Description: Set Military Complete Flag

Form Pane Label:

SAS Name:

Tag Name:

Inherited Universe:

Universe:

Universe Description:

Question Text:

Type: Classification

Length: 0

- Don't Know
- Refuse
- Empty

- On Input
- On Output

Store Instructions: Set Military Complete Flag

```
IF (MILITARY = No {2} or MILITARY = NONRESPONSE) OR (MILSPC =  
NONRESPONSE) THEN  
    Set Milcmp = 1
```

```
ELSEIF Tricare {1} IN MILSPC THEN
```

```
    IF ((MILMAN = Life {3}) OR  
        (TRIRPMPD = RESPONSE AND TRIRPMPD <> 10 AND (TRIRPMXB =  
RESPONSE or TRIRPMXB = NONRESPONSE))  
        OR ((TRIRPMPD = Other {10} or TRIRPMPD = NONRESPONSE) AND  
            (TRIIRGXB = RESPONSE or TRIIRGXB = NONRESPONSE)) THEN  
        Set Milcmp = 1  
    ENDIF
```

```
ELSEIF (VA {2} IN MILSPC) OR (CHAMPVA {3} IN MILSPC) OR  
    (Other {4} IN MILSPC) THEN  
    IF NUMHOUSE > 1 THEN
```

```
IF (MILVACOV = RESPONSE or MILVACOV = NONRESPONSE) THEN
  Set Milcmp = 1

  ELSEIF (MILOTCOV = RESPONSE or MILOTCOV = NONRESPONSE)
THEN
  Set Milcmp = 1
  ENDIF
  ELSE {Numhouse = 1}
  Set Milcmp = 1
  ENDIF
ELSE
  Set Milcmp = 0
ENDIF
```

Array:

Skip Instructions: Exit military block and goto PartB_End

Report Section: 12B - Military

Date Implemented (YYYY-MM-DD): April 2017

Field

TRIR_MXB
BlkSect12B.BlkMilitary.TRIR_MXB

Description: Range edit flag for TRIRPMXB

Form Pane Label:

SAS Name:

Tag Name:

Inherited Universe:

Universe:

Universe Description:

Question Text:

Type: String

Length: 2

Don't Know

Refuse

Empty

On Input

On Output

Array:

Special Instructions: NOTE: See ERR1_TRIRPMXB for how to set this field

Valid Values: A1 = Range edit failed
(ERR1 check was suppressed)

Blank = Range edit passed

Instrument SAS Name: TRIR_MXB

Destination Data Set: EHMT

Sponsor Field Type: C

Report Section: 12B - Military

Date Implemented (YYYY-MM-DD): April 2017

TRII_GXB

Field

BlkSect12B.BlkMilitary.TRII_GXB

Description: Range edit flag for TRIIRGXB

Form Pane Label:

SAS Name:

Tag Name:

Inherited Universe:

Universe:

Universe Description:

Question Text:

Type: String

Length: 2

Don't Know

Refuse

Empty

On Input

On Output

Array:

Special Instructions: NOTE: See ERR1_TRIIRGXB for how to set this field

Valid Values: A1 = Range edit failed
(ERR1 check was suppressed)

Blank = Range edit passed

Instrument SAS Name: TRII_GXB

Destination Data Set: EHMT

Sponsor Field Type: C

Report Section: 12B - Military

Date Implemented (YYYY-MM-DD): April 2017

Field

REC_STAT
BlkSect12B.BlkMilitary.REC_STAT

Description: Record Status - Created in Processing

Form Pane Label:

SAS Name:

Tag Name:

Inherited Universe:

Universe:

Universe Description:

Question Text: ** Created in Processing **

Type: String

Length: 1

- Don't Know
- Refuse
- Empty

- On Input
- On Output

Array:

Special Instructions: Set in Processing.

Values: 1 = newly collected record

Instrument SAS Name: REC_STAT

Destination Data Set: EHMT

Sponsor Field Type: C

Report Section: 12B - Military

Date Implemented (YYYY-MM-DD): April 2017

REC_ORIG

Field

BlkSect12B.BlkMilitary.REC_ORIG

Description: Record Origin - Created in Processing

Form Pane Label:

SAS Name:

Tag Name:

Inherited Universe:

Universe:

Universe Description:

Question Text: ** Created in Processing **

Type: String

Length: 1

- Don't Know
- Refuse
- Empty

- On Input
- On Output

Array:

Special Instructions: Set in Processing.

Values: 1 = Record collected this quarter

4 = Record collected in previous quarter

Instrument SAS Name: REC_ORIG

Destination Data Set: EHMT

Sponsor Field Type: C

Report Section: 12B - Military

Date Implemented (YYYY-MM-DD): April 2017

Field

MILOTHR
BlkSect12B.BlkMilitary.MILOTHR

Description: Military Other Flag - Created in Processing

Form Pane Label:

SAS Name:

Tag Name:

Inherited Universe:

Universe:

Universe Description:

Question Text: ** Created in Processing **

Type: String

Length: 1

- Don't Know
- Refuse
- Empty

- On Input
- On Output

Array:

Special Instructions: Set in Processing based on MILSPC.

Values: 1 = Has Other Military

2 = Does not have/still have

9 = Does not know if still have

8 = Refused to say if still have

Instrument SAS Name: MILOTHR

Destination Data Set: EHMT

Sponsor Field Type: C

Report Section: 12B - Military

Date Implemented (YYYY-MM-DD): April 2017

VACHAMP

Field

BlkSect12B.BlkMilitary.VACHAMP

Description: VA Champ Flag - Created in Processing

Form Pane Label:

SAS Name:

Tag Name:

Inherited Universe:

Universe:

Universe Description:

Question Text: ** Created in Processing **

Type: String

Length: 1

Don't Know

Refuse

Empty

On Input

On Output

Array:

Special Instructions: Set in Processing based on MILSPC.

Values: 1 = Has VA/CHAMP/VA and CHAMP

2 = Does not have/still have

9 = Does not know if still have

8 = Refused to say if still have

Instrument SAS Name: VACHAMP

Destination Data Set: EHMT

Sponsor Field Type: C

Report Section: 12B - Military

Date Implemented (YYYY-MM-DD): April 2017

Field

VCDESC
BlkSect12B.BlkMilitary.VCDESC

Description: VACHAMP description - Created in Processing

Form Pane Label:

SAS Name:

Tag Name:

Inherited Universe:

Universe:

Universe Description:

Question Text: ** Created in Processing **

Type: String

Length: 14

- Don't Know
- Refuse
- Empty

- On Input
- On Output

Array:

Special Instructions: Set in Processing based on VA and VACHAMP

Instrument SAS Name: VCDESC

Destination Data Set: EHMT

Sponsor Field Type: C

Report Section: 12B - Military

Date Implemented (YYYY-MM-DD): April 2017

TRICARE

Field

BlkSect12B.BlkMilitary.TRICARE

Description: Has Tricare flag - Created in Processing

Form Pane Label:

SAS Name:

Tag Name:

Inherited Universe:

Universe:

Universe Description:

Question Text: ** Created in Processing **

Type: String

Length: 1

Don't Know

Refuse

Empty

On Input

On Output

Array:

Special Instructions: Set in Processing based on MILSPC.

Values: 1 = Has Tricare

2 = Does not have/still have Tricare

9 = Does not know if still have Tricare

8 = Refused to say if still have tricare

Instrument SAS Name: TRICARE

Destination Data Set: EHMT

Sponsor Field Type: C

Report Section: 12B - Military

Date Implemented (YYYY-MM-DD): April 2017

Field

VA
BlkSect12B.BlkMilitary.VA

Description: VA Flag - Set in Processing

Form Pane Label:

SAS Name:

Tag Name:

Inherited Universe:

Universe:

Universe Description:

Question Text: ** Created in Processing **

Type: String

Length: 1

Don't Know

Refuse

Empty

On Input

On Output

Array:

Special Instructions: Set in Processing based on MILSPC.

Values: 1 = Has VA

2 = Does not have/still have

9 = Does not know if still have

8 = Refused to say if still have

Instrument SAS Name: VA

Destination Data Set: EHMT

Sponsor Field Type: C

Report Section: 12B - Military

Date Implemented (YYYY-MM-DD): April 2017

CHAMP

Field

BlkSect12B.BlkMilitary.CHAMP

Description: CHAMP Flag - Set in Processing

Form Pane Label:

SAS Name:

Tag Name:

Inherited Universe:

Universe:

Universe Description:

Question Text: ** Created in Processing **

Type: String

Length: 1

- Don't Know
- Refuse
- Empty

- On Input
- On Output

Array:

Special Instructions: Set in Processing based on MILSPC.

Values: 1 = Has CHAMP

2 = Does not have/still have

9 = Does not know if still have

8 = Refused to say if still have

Instrument SAS Name: CHAMP

Destination Data Set: EHMT

Sponsor Field Type: C

Report Section: 12B - Military

Date Implemented (YYYY-MM-DD): April 2017

Field

HMT_oninput
BlkSect12B.BlkMilitary.HMT_oninput

Description: Place record on input flag - Created in Processing

Form Pane Label:

SAS Name:

Tag Name:

Inherited Universe:

Universe:

Universe Description:

Question Text: ** Created in Processing **

Type: Integer

Length: 1

Min: 1

Max: 2

- Don't Know
- Refuse
- Empty

- On Input
- On Output

Array:

Special Instructions: Set in Processing.

Values: 1 = Please record on SCIF

2 = Do not place record on SCIF.

(Military, Tricare, vachamp and other are all "no")

Instrument SAS Name: HMT_oninput

Destination Data Set: EHMT

Sponsor Field Type: N

Report Section: 12B - Military

Date Implemented (YYYY-MM-DD): April 2017

Field

PQ_Tricare
BlkSect12B.BlkMilitary.PQ_Tricare

Description: Previous Quarter Tricare value - Set in Processing

Form Pane Label:

SAS Name:

Tag Name:

Inherited Universe:

Universe:

Universe Description:

Question Text: ** Created in Processing **

Type: String

Length: 1

- Don't Know
- Refuse
- Empty

- On Input
- On Output

Array:

Special Instructions: Used to set record origin to a 5 in BLS Edits

Instrument SAS Name: PQ_Tricare

Destination Data Set: EHMT

Sponsor Field Type: C

Report Section: 12B - Military

Date Implemented (YYYY-MM-DD): April 2017

PQ_VACHAMP

Field

BlkSect12B.BlkMilitary.PQ_VACHAMP

Description: Previous Quarter VACHamp value - Set in Processing

Form Pane Label:

SAS Name:

Tag Name:

Inherited Universe:

Universe:

Universe Description:

Question Text: ** Created in Processing **

Type: String

Length: 1

Don't Know

Refuse

Empty

On Input

On Output

Array:

Special Instructions: Used to set record origin to a 5 in BLS Edits

Instrument SAS Name: PQ_VACHAMP

Destination Data Set: EHMT

Sponsor Field Type: C

Report Section: 12B - Military

Date Implemented (YYYY-MM-DD): April 2017

Field

PQ_MILOTHR
BlkSect12B.BlkMilitary.PQ_MILOTHR

Description: Previous Quarter other value - Set in Processing

Form Pane Label:

SAS Name:

Tag Name:

Inherited Universe:

Universe:

Universe Description:

Question Text: ** Created in Processing **

Type: String

Length: 1

Don't Know

Refuse

Empty

On Input

On Output

Array:

Special Instructions: Used to set record origin to a 5 in BLS Edits

Instrument SAS Name: PQ_MILOTHR

Destination Data Set: EHMT

Sponsor Field Type: C

Report Section: 12B - Military

Date Implemented (YYYY-MM-DD): April 2017

PartB_END

Field

BlkSect12B.PartB_END

Description: End of Part B

Form Pane Label:

SAS Name:

Tag Name:

Inherited Universe:

Universe:

Universe Description:

Question Text: ** Not displayed **

Type: Classification

Length: 0

- Don't Know
- Refuse
- Empty

- On Input
- On Output

Store Instructions: IF (Screener_cmp = 1) AND (Medicare_cmp = 1) AND
(Medicaid_cmp = 1) AND (CHIP_cmp = 1) AND (IHS_cmp = 1)
AND (SS_cmp = 1) AND (Private_cmp = 1) AND
(Military_cmp = 1) THEN
 set SECTCOMP[12] = 1
ELSE
 set SECTCOMP[12] = 2
ENDIF

Array:

Skip Instructions: Exit Sect12 block and goto Section 13

Report Section: 12B

Date Implemented (YYYY-MM-DD): April 2017

Field

REC_STAT
BlkSect12B.REC_STAT

Description: Record Status - Created in Processing

Form Pane Label:

SAS Name: REC_STAT

Tag Name:

Inherited Universe:

Universe:

Universe Description:

Question Text: ** Created in Processing **

Type: String

Length: 1

Don't Know

Refuse

Empty

On Input

On Output

Array:

Special Instructions: Set in Processing.

Values: 1 = newly collected record

Instrument SAS Name: REC_STAT

Destination Data Set: EHHS

Sponsor Field Type: C

Report Section: 12 - Screener

Date Implemented (YYYY-MM-DD): April 2017

REC_ORIG
BlkSect12B.REC_ORIG

Field

Description: Record Origin - Created in Processing

Form Pane Label:

SAS Name: REC_ORIG

Tag Name:

Inherited Universe:

Universe:

Universe Description:

Question Text: ** Created in Processing **

Type: String

Length: 1

- Don't Know
- Refuse
- Empty

- On Input
- On Output

Array:

Special Instructions: Set in Processing.

Values: 1 = Record collected this quarter

Instrument SAS Name: REC_ORIG

Destination Data Set: EHHS

Sponsor Field Type: C

Report Section: 13 - Screener

Date Implemented (YYYY-MM-DD): April 2017

Block

EHHM_Fields
EHHM_Fields

Description: Military and Medicaid combined for BLSOUT

Tab Name:

Fly Over Name:

Universe Type: If

Inherited Universe:

Universe:

Universe Description:

Array:

Block Instructions: Section 13 Processing Only - Medicaid/Military Merged

MDCDSTLL

Field

EHHM_Fields.MDCDSTLL

Description: Still enrolled in Medicaid?

Form Pane Label:

SAS Name: MDCDSTLL

Tag Name:

Inherited Universe:

Universe:

Universe Description:

Question Text:

Type: Enumerated

Length: 1

Answer List: TYesNo

Value:	Mnemonic:	Description:
1	Yes	Yes
2	No	No

- Don't Know
- Refuse
- Empty

- On Input
- On Output

Array:

Instrument SAS Name: MDCDSTLL

Destination Data Set: EHHM

Sponsor Field Type: C

Report Section: Processing Only - Medicaid/Military Merged

Date Implemented (YYYY-MM-DD): April 2017

Field

MEDPREMA
EHHM_Fields.MEDPREMA

Description: Pay premium for Medicaid plan?

Form Pane Label:

SAS Name: MEDPREMA

Tag Name:

Inherited Universe:

Universe:

Universe Description:

Question Text:

Type: Enumerated

Length: 1

Answer List: TYesNo

Value:	Mnemonic:	Description:
1	Yes	Yes
2	No	No

- Don't Know
- Refuse
- Empty

- On Input
- On Output

Array:

Instrument SAS Name: MEDPREMA

Destination Data Set: EHHM

Sponsor Field Type: C

Report Section: Processing Only - Medicaid/Military Merged

Date Implemented (YYYY-MM-DD): April 2017

MDCDPRXA

Field

EHHM_Fields.MDCDPRXA

Description: What is the monthly premium for this Medicaid plan?

Form Pane Label:

SAS Name: MDCDPRXA

Tag Name:

Inherited Universe:

Universe:

Universe Description:

Question Text:

Type: Integer

Length: 7

Min: 1

Max: 999999

Don't Know

Refuse

Empty

On Input

On Output

Array:

Instrument SAS Name: MDCDPRXA

Destination Data Set: EHHM

Sponsor Field Type: N

Report Section: Processing Only - Medicaid/Military Merged

Date Implemented (YYYY-MM-DD): April 2017

Field

CHIPSTLL
EHHM_Fields.CHIPSTLL

Description: Still covered by Children's Health Insurance Program (CHIP)

Form Pane Label:

SAS Name: CHIPSTLL

Tag Name:

Inherited Universe:

Universe:

Universe Description:

Question Text:

Type: Enumerated

Length: 1

Answer List: TYesNo

Value:	Mnemonic:	Description:
1	Yes	Yes
2	No	No

- Don't Know
- Refuse
- Empty

- On Input
- On Output

Array:

Instrument SAS Name: CHIPSTLL

Destination Data Set: EHHM

Sponsor Field Type: C

Report Section: Processing Only - Medicaid/Military Merged

Date Implemented (YYYY-MM-DD): April 2017

CHIPRMA

Field

EHHM_Fields.CHIPRMA

Description: Pay premium for Medicaid plan?

Form Pane Label:

SAS Name: CHIPRMA

Tag Name:

Inherited Universe:

Universe:

Universe Description:

Question Text:

Type: Enumerated

Length: 1

Answer List: TYesNo

Value:	Mnemonic:	Description:
1	Yes	Yes
2	No	No

- Don't Know
- Refuse
- Empty

- On Input
- On Output

Array:

Instrument SAS Name: CHIPRMA

Destination Data Set: EHHM

Sponsor Field Type: C

Report Section: Processing Only - Medicaid/Military Merged

Date Implemented (YYYY-MM-DD): April 2017

Field

CHIPPRXA
EHHM_Fields.CHIPPRXA

Description: What is the monthly premium for this CHIP plan?

Form Pane Label:

SAS Name: CHIPPRXA

Tag Name:

Inherited Universe:

Universe:

Universe Description:

Question Text:

Type: Integer

Length: 7

Min: 1

Max: 999999

Don't Know

Refuse

Empty

On Input

On Output

Array:

Instrument SAS Name: CHIPPRXA

Destination Data Set: EHHM

Sponsor Field Type: N

Report Section: Processing Only - Medicaid/Military Merged

Date Implemented (YYYY-MM-DD): April 2017

IHSSTLL

Field

EHHM_Fields.IHSSTLL

Description: Still covered by Indian Health Service (IHS)?

Form Pane Label:

SAS Name: IHSSTLL

Tag Name:

Inherited Universe:

Universe:

Universe Description:

Question Text:

Type: Enumerated

Length: 1

Answer List: TYesNo

Value:	Mnemonic:	Description:
1	Yes	Yes
2	No	No

- Don't Know
- Refuse
- Empty

- On Input
- On Output

Array:

Instrument SAS Name: IHSSTLL

Destination Data Set: EHHM

Sponsor Field Type: C

Report Section: Processing Only - Medicaid/Military Merged

Date Implemented (YYYY-MM-DD): April 2017

Field

MDCD_RXA
EHHM_Fields.MDCD_RXA

Description: Range edit flag for MDCDPRXA

Form Pane Label:

SAS Name: MDCD_RXA

Tag Name:

Inherited Universe:

Universe:

Universe Description:

Question Text:

Type: String

Length: 2

- Don't Know
- Refuse
- Empty

- On Input
- On Output

Array:

Special Instructions: NOTE: See ERR1_MDCDPRXA for how to set this field

Valid Values: A1 = Range edit failed
(ERR1 check was suppressed)

Blank = Range edit passed

Instrument SAS Name: MDCD_RXA

Destination Data Set: EHHM

Sponsor Field Type: C

Report Section: Processing Only - Medicaid/Military Merged

Date Implemented (YYYY-MM-DD): April 2017

Sponsor Edits: FLAG

Field

CHIP_RXA
EHHM_Fields.CHIP_RXA

Description: Range edit flag for CHIPPRXA

Form Pane Label:

SAS Name: CHIP_RXA

Tag Name:

Inherited Universe:

Universe:

Universe Description:

Question Text:

Type: String

Length: 2

- Don't Know
- Refuse
- Empty

- On Input
- On Output

Array:

Special Instructions: NOTE: See ERR1_CHIPPRXA for how to set this field

Valid Values: A1 = Range edit failed
(ERR1 check was suppressed)

Blank = Range edit passed

Instrument SAS Name: CHIP_RXA

Destination Data Set: EHHM

Sponsor Field Type: C

Report Section: Processing Only - Medicaid/Military Merged

Date Implemented (YYYY-MM-DD): April 2017

Sponsor Edits: FLAG

Field

MEDICAID
EHHM_Fields.MEDICAID

Description: Are you covered by Medicaid?

Form Pane Label:

SAS Name: MEDICAID

Tag Name:

Inherited Universe:

Universe:

Universe Description:

Question Text:

Type: Enumerated

Length: 1

Answer List: TYesNo

Value:	Mnemonic:	Description:
1	Yes	Yes
2	No	No

- Don't Know
- Refuse
- Empty

- On Input
- On Output

Array:

Instrument SAS Name: MEDICAID

Destination Data Set: EHHM

Sponsor Field Type: C

Report Section: Processing Only - Medicaid/Military Merged

Date Implemented (YYYY-MM-DD): April 2017

MDCDCOV

Field

EHHM_Fields.MDCDCOV

Description: How many members are covered by Medicaid?

Form Pane Label:

SAS Name: MDCDCOV

Tag Name:

Inherited Universe:

Universe:

Universe Description:

Question Text:

Type: Integer

Length: 2

Min: 1

Max: 30

Don't Know

Refuse

Empty

On Input

On Output

Array:

Instrument SAS Name: MDCDCOV

Destination Data Set: EHHM

Sponsor Field Type: N

Report Section: Processing Only - Medicaid/Military Merged

Date Implemented (YYYY-MM-DD): April 2017

Field

MXCHNG
EHHM_Fields.MXCHNG

Description: Was Medicaid obtained through Healthcare.gov or Health Insurance Marketplace?

Form Pane Label:

SAS Name: MXCHNG

Tag Name:

Inherited Universe:

Universe:

Universe Description:

Question Text:

Type: Enumerated

Length: 1

Answer List: TYesNo

Value:	Mnemonic:	Description:
1	Yes	Yes
2	No	No

- Don't Know
- Refuse
- Empty

- On Input
- On Output

Array:

Instrument SAS Name: MXCHNG

Destination Data Set: EHHM

Sponsor Field Type: C

Report Section: Processing Only - Medicaid/Military Merged

Date Implemented (YYYY-MM-DD): April 2017

MEDPREM

Field

EHHM_Fields.MEDPREM

Description: Do you pay a premium for your Medicaid plan?

Form Pane Label:

SAS Name: MEDPREM

Tag Name:

Inherited Universe:

Universe:

Universe Description:

Question Text:

Type: Enumerated

Length: 1

Answer List: TYesNo

Value:	Mnemonic:	Description:
1	Yes	Yes
2	No	No

- Don't Know
- Refuse
- Empty

- On Input
- On Output

Array:

Instrument SAS Name: MEDPREM

Destination Data Set: EHHM

Sponsor Field Type: C

Report Section: Processing Only - Medicaid/Military Merged

Date Implemented (YYYY-MM-DD): April 2017

Field

MDCDPRMX
EHHM_Fields.MDCDPRMX

Description: What is the monthly premium for this Medicaid plan?

Form Pane Label:

SAS Name: MDCDPRMX

Tag Name:

Inherited Universe:

Universe:

Universe Description:

Question Text:

Type: Integer

Length: 7

Min: 1

Max: 999999

Don't Know

Refuse

Empty

On Input

On Output

Array:

Instrument SAS Name: MDCDPRMX

Destination Data Set: EHHM

Sponsor Field Type: N

Report Section: Processing Only - Medicaid/Military Merged

Date Implemented (YYYY-MM-DD): April 2017

CHIP

Field

EHHM_Fields.CHIP

Description: Are you covered by Children's Health Insurance Program (CHIP)

Form Pane Label:

SAS Name: CHIP

Tag Name:

Inherited Universe:

Universe:

Universe Description:

Question Text:

Type: Enumerated

Length: 1

Answer List: TYesNo

Value:	Mnemonic:	Description:
1	Yes	Yes
2	No	No

- Don't Know
- Refuse
- Empty

- On Input
- On Output

Array:

Instrument SAS Name: CHIP

Destination Data Set: EHHM

Sponsor Field Type: C

Report Section: Processing Only - Medicaid/Military Merged

Date Implemented (YYYY-MM-DD): April 2017

Field

CHIPCOV
EHHM_Fields.CHIPCOV

Description: How many members are covered by CHIP?

Form Pane Label:

SAS Name: CHIPCOV

Tag Name:

Inherited Universe:

Universe:

Universe Description:

Question Text:

Type: Integer

Length: 2

Min: 1

Max: 30

Don't Know

Refuse

Empty

On Input

On Output

Array:

Instrument SAS Name: CHIPCOV

Destination Data Set: EHHM

Sponsor Field Type: N

Report Section: Processing Only - Medicaid/Military Merged

Date Implemented (YYYY-MM-DD): April 2017

CHXCHNG

Field

EHHM_Fields.CHXCHNG

Description: Was your CHIP plan obtained through Healthcare.gov or Health Insurance Marketplace?

Form Pane Label:

SAS Name: CHXCHNG

Tag Name:

Inherited Universe:

Universe:

Universe Description:

Question Text:

Type: Enumerated

Length: 1

Answer List: TYesNo

Value:	Mnemonic:	Description:
1	Yes	Yes
2	No	No

- Don't Know
- Refuse
- Empty

- On Input
- On Output

Array:

Instrument SAS Name: CHXCHNG

Destination Data Set: EHHM

Sponsor Field Type: C

Report Section: Processing Only - Medicaid/Military Merged

Date Implemented (YYYY-MM-DD): April 2017

Field

STRFPRM1
EHHM_Fields.STRFPRM1

Description: Do you pay a premium for CHIP?

Form Pane Label:

SAS Name: STRFPRM1

Tag Name:

Inherited Universe:

Universe:

Universe Description:

Question Text:

Type: Enumerated

Length: 1

Answer List: TYesNo

Value:	Mnemonic:	Description:
1	Yes	Yes
2	No	No

- Don't Know
- Refuse
- Empty

- On Input
- On Output

Array:

Instrument SAS Name: STRFPRM1

Destination Data Set: EHHM

Sponsor Field Type: C

Report Section: Processing Only - Medicaid/Military Merged

Date Implemented (YYYY-MM-DD): April 2017

CHIPPRMX

EHHM_Fields.CHIPPRMX

Field

Description: What is the monthly premium for CHIP?

Form Pane Label:

SAS Name: CHIPPRMX

Tag Name:

Inherited Universe:

Universe:

Universe Description:

Question Text:

Type: Integer

Length: 7

Min: 1

Max: 999999

Don't Know

Refuse

Empty

On Input

On Output

Array:

Instrument SAS Name: CHIPPRMX

Destination Data Set: EHHM

Sponsor Field Type: N

Report Section: Processing Only - Medicaid/Military Merged

Date Implemented (YYYY-MM-DD): April 2017

Field

IHS
EHHM_Fields.IHS

Description: Are you covered by the Indian Health Service (IHS)

Form Pane Label:

SAS Name: IHS

Tag Name:

Inherited Universe:

Universe:

Universe Description:

Question Text:

Type: Enumerated

Length: 1

Answer List: TYesNo

Value:	Mnemonic:	Description:
1	Yes	Yes
2	No	No

- Don't Know
- Refuse
- Empty

- On Input
- On Output

Array:

Instrument SAS Name: IHS

Destination Data Set: EHHM

Sponsor Field Type: C

Report Section: Processing Only - Medicaid/Military Merged

Date Implemented (YYYY-MM-DD): April 2017

IHSCOV

Field

EHHM_Fields.IHSCOV

Description: How many members are covered by IHS?

Form Pane Label:

SAS Name: IHSCOV

Tag Name:

Inherited Universe:

Universe:

Universe Description:

Question Text:

Type: Integer

Length: 2

Min: 1

Max: 30

Don't Know

Refuse

Empty

On Input

On Output

Array:

Instrument SAS Name: IHSCOV

Destination Data Set: EHHM

Sponsor Field Type: N

Report Section: Processing Only - Medicaid/Military Merged

Date Implemented (YYYY-MM-DD): April 2017

Field

MDCD_RMX
EHHM_Fields.MDCD_RMX

Description: Range edit flag for MDCDPRMX

Form Pane Label:

SAS Name: MDCD_RMX

Tag Name:

Inherited Universe:

Universe:

Universe Description:

Question Text:

Type: String

Length: 2

Don't Know

Refuse

Empty

On Input

On Output

Array:

Special Instructions: NOTE: See ERR1_MDCDPRMX for how to set this field

Valid Values: A1 = Range edit failed
(ERR1 check was suppressed)

Blank = Range edit passed

Instrument SAS Name: MDCD_RMX

Destination Data Set: EHHM

Sponsor Field Type: C

Report Section: Processing Only - Medicaid/Military Merged

Date Implemented (YYYY-MM-DD): April 2017

Sponsor Edits: FLAG

Field

CHIP_RMX
EHHM_Fields.CHIP_RMX

Description: Range edit flag for CHIPPRMX

Form Pane Label:

SAS Name: CHIP_RMX

Tag Name:

Inherited Universe:

Universe:

Universe Description:

Question Text:

Type: String

Length: 2

- Don't Know
- Refuse
- Empty

- On Input
- On Output

Array:

Special Instructions: NOTE: See ERR1_CHIPPRMX for how to set this field

Valid Values: A1 = Range edit failed
(ERR1 check was suppressed)

Blank = Range edit passed

Instrument SAS Name: CHIP_RMX

Destination Data Set: EHHM

Sponsor Field Type: C

Report Section: Processing Only - Medicaid/Military Merged

Date Implemented (YYYY-MM-DD): April 2017

Sponsor Edits: FLAG

Field

REC_STAT
EHHM_Fields.REC_STAT

Description: Record Status - Created in Processing

Form Pane Label:

SAS Name: REC_STAT

Tag Name:

Inherited Universe:

Universe:

Universe Description:

Question Text:

Type: String

Length: 1

- Don't Know
- Refuse
- Empty

- On Input
- On Output

Array:

Special Instructions: Set in Processing.

Values: 1 = newly collected record

Instrument SAS Name: REC_STAT

Destination Data Set: EHHM

Sponsor Field Type: C

Report Section: Processing Only - Medicaid/Military Merged

Date Implemented (YYYY-MM-DD): April 2017

REC_ORIG

Field

EHHM_Fields.REC_ORIG

Description: Record Origin - Created in Processing

Form Pane Label:

SAS Name: REC_ORIG

Tag Name:

Inherited Universe:

Universe:

Universe Description:

Question Text:

Type: String

Length: 1

Don't Know

Refuse

Empty

On Input

On Output

Array:

Special Instructions: Set in Processing.

Values: 1 = Record collected this quarter

Instrument SAS Name: REC_ORIG

Destination Data Set: EHHM

Sponsor Field Type: C

Report Section: Processing Only - Medicaid/Military Merged

Date Implemented (YYYY-MM-DD): April 2017

Field

MILOTSTL
EHHM_Fields.MILOTSTL

Description: Still covered by other military coverage?

Form Pane Label:

SAS Name: MILOTSTL

Tag Name:

Inherited Universe:

Universe:

Universe Description:

Question Text:

Type: Enumerated

Length: 1

Answer List: TYesNo

Value:	Mnemonic:	Description:
1	Yes	Yes
2	No	No

- Don't Know
- Refuse
- Empty

- On Input
- On Output

Array:

Instrument SAS Name: MILOTSTL

Destination Data Set: EHHM

Sponsor Field Type: C

Report Section: Processing Only - Medicaid/Military Merged

Date Implemented (YYYY-MM-DD): April 2017

MILVASTL

Field

EHHM_Fields.MILVASTL

Description: Still covered by VA, CHAMPVA?

Form Pane Label:

SAS Name: MILVASTL

Tag Name:

Inherited Universe:

Universe:

Universe Description:

Question Text:

Type: Enumerated

Length: 1

Answer List: TYesNo

Value:	Mnemonic:	Description:
1	Yes	Yes
2	No	No

- Don't Know
- Refuse
- Empty

- On Input
- On Output

Array:

Instrument SAS Name: MILVASTL

Destination Data Set: EHHM

Sponsor Field Type: C

Report Section: Processing Only - Medicaid/Military Merged

Date Implemented (YYYY-MM-DD): April 2017

Field

TRICRSTL
EHHM_Fields.TRICRSTL

Description: Still covered by Tricare?

Form Pane Label:

SAS Name: TRICRSTL

Tag Name:

Inherited Universe:

Universe:

Universe Description:

Question Text:

Type: Enumerated

Length: 1

Answer List: TYesNo

Value:	Mnemonic:	Description:
1	Yes	Yes
2	No	No

- Don't Know
- Refuse
- Empty

- On Input
- On Output

Array:

Instrument SAS Name: TRICRSTL

Destination Data Set: EHHM

Sponsor Field Type: C

Report Section: Processing Only - Medicaid/Military Merged

Date Implemented (YYYY-MM-DD): April 2017

TRIANYPD

Field

EHHM_Fields.TRIANYPD

Description: Were any payments made for TRICARE by CU?

Form Pane Label:

SAS Name: TRIANYPD

Tag Name:

Inherited Universe:

Universe:

Universe Description:

Question Text:

Type: Enumerated

Length: 1

Answer List: TYesNo

Value:	Mnemonic:	Description:
1	Yes	Yes
2	No	No

- Don't Know
- Refuse
- Empty

- On Input
- On Output

Array:

Instrument SAS Name: TRIANYPD

Destination Data Set: EHHM

Sponsor Field Type: C

Report Section: Processing Only - Medicaid/Military Merged

Date Implemented (YYYY-MM-DD): April 2017

Field

TRILSTTM
EHHM_Fields.TRILSTTM

Description: Payments still made (periodicity)?

Form Pane Label:

SAS Name: TRILSTTM

Tag Name:

Inherited Universe:

Universe:

Universe Description:

Question Text:

Type: Enumerated

Length: 1

Answer List: TYesNo

Value:	Mnemonic:	Description:
1	Yes	Yes
2	No	No

- Don't Know
- Refuse
- Empty

- On Input
- On Output

Array:

Instrument SAS Name: TRILSTTM

Destination Data Set: EHHM

Sponsor Field Type: C

Report Section: Processing Only - Medicaid/Military Merged

Date Implemented (YYYY-MM-DD): April 2017

TRIRPMPA

Field

EHHM_Fields.TRIRPMPA

Description: How often are payments made including payroll deductions

Form Pane Label:

SAS Name: TRIRPMPA

Tag Name:

Inherited Universe:

Universe:

Universe Description:

Question Text:

Type: Enumerated

Length: 2

Answer List: TPERIOD

Value:	Mnemonic:	Description:
1	Wkly	Once a week
2	Biwkly	Once every 2 weeks
3	TwcMonth	Twice a month
4	Mnthly	Once a month
5	Months	Every 2 months
6	Qtrly	Quarterly (every 3 months)
7	4Months	Once every 4 months
8	6Months	Twice a year (every 6 months)
9	Yrly	Once a year
10	Other	Other

- Don't Know
- Refuse
- Empty

- On Input
- On Output

Array:

Instrument SAS Name: TRIRPMPA

Destination Data Set: EHHM

Sponsor Field Type: C

Report Section: Processing Only - Medicaid/Military Merged

Date Implemented (YYYY-MM-DD): April 2017

TRIREGXA

Field

EHHM_Fields.TRIREGXA

Description: What was the amount paid on this policy by CU?

Form Pane Label:

SAS Name: TRIREGXA

Tag Name:

Inherited Universe:

Universe:

Universe Description:

Question Text:

Type: Integer

Length: 7

Min: 1

Max: 999999

Don't Know

Refuse

Empty

On Input

On Output

Array:

Instrument SAS Name: TRIREGXA

Destination Data Set: EHHM

Sponsor Field Type: N

Report Section: Processing Only - Medicaid/Military Merged

Date Implemented (YYYY-MM-DD): April 2017

Field

TRIPDAMT
EHHM_Fields.TRIPDAMT

Description: Total amount paid by CU members for Tricare?

Form Pane Label:

SAS Name: TRIPDAMT

Tag Name:

Inherited Universe:

Universe:

Universe Description:

Question Text:

Type: Integer

Length: 6

Min: 1

Max: 99999

Don't Know

Refuse

Empty

On Input

On Output

Array:

Instrument SAS Name: TRIPDAMT

Destination Data Set: EHHM

Sponsor Field Type: N

Report Section: Processing Only - Medicaid/Military Merged

Date Implemented (YYYY-MM-DD): April 2017

TRIR_GXA

Field

EHHM_Fields.TRIR_GXA

Description: Range edit flag for TRIREGXA

Form Pane Label:

SAS Name: TRIR_GXA

Tag Name:

Inherited Universe:

Universe:

Universe Description:

Question Text: ** Not Displayed **

Type: String

Length: 2

Don't Know

Refuse

Empty

On Input

On Output

Array:

Special Instructions: NOTE: See ERR1_TRIREGXA for how to set this field

Valid Values: A1 = Range edit failed
(ERR1 check was suppressed)

Blank = Range edit passed

Instrument SAS Name: TRIR_GXA

Destination Data Set: EHHM

Sponsor Field Type: C

Report Section: Processing Only - Medicaid/Military Merged

Date Implemented (YYYY-MM-DD): April 2017

Sponsor Edits: FLAG

TRIP_AMT

Field

EHHM_Fields.TRIP_AMT

Description: Range edit flag for TRIPDAMT

Form Pane Label:

SAS Name: TRIP_AMT

Tag Name:

Inherited Universe:

Universe:

Universe Description:

Question Text: ** Not Displayed **

Type: String

Length: 2

- Don't Know
- Refuse
- Empty

- On Input
- On Output

Array:

Special Instructions: NOTE: See ERR1_TRIPDAMT for how to set this field

Valid Values: A1 = Range edit failed
(ERR1 check was suppressed)

Blank = Range edit passed

Instrument SAS Name: TRIP_AMT

Destination Data Set: EHHM

Sponsor Field Type: C

Report Section: Processing Only - Medicaid/Military Merged

Date Implemented (YYYY-MM-DD): April 2017

Sponsor Edits: FLAG

MILITARY

Field

EHHM_Fields.MILITARY

Description: Covered by military health care?

Form Pane Label:

SAS Name: MILITARY

Tag Name:

Inherited Universe:

Universe:

Universe Description:

Question Text:

Type: Enumerated

Length: 1

Answer List: TYesNo

Value:	Mnemonic:	Description:
1	Yes	Yes
2	No	No

- Don't Know
- Refuse
- Empty

- On Input
- On Output

Array:

Instrument SAS Name: MILITARY

Destination Data Set: EHHM

Sponsor Field Type: C

Report Section: Processing Only - Medicaid/Military Merged

Date Implemented (YYYY-MM-DD): April 2017

Field

MILSPC
EHHM_Fields.MILSPC

Description: What types of military health care are you covered by?

Form Pane Label:

SAS Name: MILSPC

Tag Name:

Inherited Universe:

Universe:

Universe Description:

Question Text:

Type: Set

Max Number of Values: 4

Length: 1

Answer List: TMILSPC

Value:	Mnemonic:	Description:
1	Tricare	^MILSPCOpt1_fill
2	VA	^MILSPCOpt2_fill
3	CHAMPVA	^MILSPCOpt3_fill
4	Other	^MILSPCOpt4_fill

Don't Know

Refuse

Empty

On Input

On Output

Array:

Instrument SAS Name: MILSPC

Destination Data Set: EHHM

Sponsor Field Type: C

Report Section: Processing Only - Medicaid/Military Merged

Date Implemented (YYYY-MM-DD): April 2017

Field

MILSPCOT
EHHM_Fields.MILSPCOT

Description: Other military coverage specify

Form Pane Label:

SAS Name: MILSPCOT

Tag Name:

Inherited Universe:

Universe:

Universe Description:

Question Text:

Type: String

Length: 30

Don't Know

Refuse

Empty

On Input

On Output

Array:

Instrument SAS Name: MILSPCOT

Destination Data Set: EHHM

Sponsor Field Type: C

Report Section: Processing Only - Medicaid/Military Merged

Date Implemented (YYYY-MM-DD): April 2017

MILOTCOV

Field

EHHM_Fields.MILOTCOV

Description: How many members are covered?

Form Pane Label:

SAS Name: MILOTCOV

Tag Name:

Inherited Universe:

Universe:

Universe Description:

Question Text:

Type: Integer

Length: 2

Min: 1

Max: 30

Don't Know

Refuse

Empty

On Input

On Output

Array:

Instrument SAS Name: MILOTCOV

Destination Data Set: EHHM

Sponsor Field Type: N

Report Section: Processing Only - Medicaid/Military Merged

Date Implemented (YYYY-MM-DD): April 2017

Field

MILVACOV
EHHM_Fields.MILVACOV

Description: How many members are covered?

Form Pane Label:

SAS Name: MILVACOV

Tag Name:

Inherited Universe:

Universe:

Universe Description:

Question Text:

Type: Integer

Length: 2

Min: 1

Max: 30

Don't Know

Refuse

Empty

On Input

On Output

Array:

Instrument SAS Name: MILVACOV

Destination Data Set: EHHM

Sponsor Field Type: N

Report Section: Processing Only - Medicaid/Military Merged

Date Implemented (YYYY-MM-DD): April 2017

TRICOV

Field

EHHM_Fields.TRICOV

Description: How many members are covered by Tricare?

Form Pane Label:

SAS Name: TRICOV

Tag Name:

Inherited Universe:

Universe:

Universe Description:

Question Text:

Type: Integer

Length: 2

Min: 1

Max: 30

Don't Know

Refuse

Empty

On Input

On Output

Array:

Instrument SAS Name: TRICOV

Destination Data Set: EHHM

Sponsor Field Type: N

Report Section: Processing Only - Medicaid/Military Merged

Date Implemented (YYYY-MM-DD): April 2021

Field

MILMAN
EHHM_Fields.MILMAN

Description: What type of TRICARE plan do you have?

Form Pane Label:

SAS Name: MILMAN

Tag Name:

Inherited Universe:

Universe:

Universe Description:

Question Text:

Type: Enumerated

Length: 1

Answer List: TMILMAN

Value:	Mnemonic:	Description:
1	Prime	TRICARE Prime
2	Extra	TRICARE Select
3	Life	TRICARE for Life
4	other	TRICARE other (specify)

- Don't Know
- Refuse
- Empty

- On Input
- On Output

Array:

Instrument SAS Name: MILMAN

Destination Data Set: EHHM

Sponsor Field Type: C

Report Section: Processing Only - Medicaid/Military Merged

Date Implemented (YYYY-MM-DD): April 2017

Field

MILMANOT
EHHM_Fields.MILMANOT

Description: Other type of TRICARE coverage specify

Form Pane Label:

SAS Name: MILMANOT

Tag Name:

Inherited Universe:

Universe:

Universe Description:

Question Text:

Type: String

Length: 30

Don't Know

Refuse

Empty

On Input

On Output

Array:

Instrument SAS Name: MILMANOT

Destination Data Set: EHHM

Sponsor Field Type: C

Report Section: Processing Only - Medicaid/Military Merged

Date Implemented (YYYY-MM-DD): April 2017

TRIRPMPD

Field

EHHM_Fields.TRIRPMPD

Description: How often are payments made including payroll deductions

Form Pane Label:

SAS Name: TRIRPMPD

Tag Name:

Inherited Universe:

Universe:

Universe Description:

Question Text:

Type: Enumerated

Length: 2

Answer List: TPERIOD

Value:	Mnemonic:	Description:
1	Wkly	Once a week
2	Biwkly	Once every 2 weeks
3	TwcMonth	Twice a month
4	Mnthly	Once a month
5	Months	Every 2 months
6	Qtrly	Quarterly (every 3 months)
7	4Months	Once every 4 months
8	6Months	Twice a year (every 6 months)
9	Yrly	Once a year
10	Other	Other

- Don't Know
- Refuse
- Empty

- On Input
- On Output

Array:

Instrument SAS Name: TRIRPMPD

Destination Data Set: EHHM

Sponsor Field Type: C

Report Section: Processing Only - Medicaid/Military Merged

Date Implemented (YYYY-MM-DD): April 2017

TRIRPMXB

Field

EHHM_Fields.TRIRPMXB

Description: What was the amount paid

Form Pane Label:

SAS Name: TRIRPMXB

Tag Name:

Inherited Universe:

Universe:

Universe Description:

Question Text:

Type: Integer

Length: 7

Min: 1

Max: 999999

Don't Know

Refuse

Empty

On Input

On Output

Array:

Instrument SAS Name: TRIRPMXB

Destination Data Set: EHHM

Sponsor Field Type: N

Report Section: Processing Only - Medicaid/Military Merged

Date Implemented (YYYY-MM-DD): April 2017

Field

TRIIRGXB
EHHM_Fields.TRIIRGXB

Description: Total amount paid for Tricare

Form Pane Label:

SAS Name: TRIIRGXB

Tag Name:

Inherited Universe:

Universe:

Universe Description:

Question Text:

Type: Integer

Length: 6

Min: 1

Max: 99999

Don't Know

Refuse

Empty

On Input

On Output

Array:

Instrument SAS Name: TRIIRGXB

Destination Data Set: EHHM

Sponsor Field Type: N

Report Section: Processing Only - Medicaid/Military Merged

Date Implemented (YYYY-MM-DD): April 2017

TRIR_MXB

Field

EHHM_Fields.TRIR_MXB

Description: Range edit flag for TRIRPMXB

Form Pane Label:

SAS Name: TRIR_MXB

Tag Name:

Inherited Universe:

Universe:

Universe Description:

Question Text:

Type: String

Length: 2

Don't Know

Refuse

Empty

On Input

On Output

Array:

Special Instructions: NOTE: See ERR1_TRIRPMXB for how to set this field

Valid Values: A1 = Range edit failed
(ERR1 check was suppressed)

Blank = Range edit passed

Instrument SAS Name: TRIR_MXB

Destination Data Set: EHHM

Sponsor Field Type: C

Report Section: Processing Only - Medicaid/Military Merged

Date Implemented (YYYY-MM-DD): April 2017

Sponsor Edits: FLAG

TRII_GXB

Field

EHHM_Fields.TRII_GXB

Description: Range edit flag for TRIIRGXB

Form Pane Label:

SAS Name: TRII_GXB

Tag Name:

Inherited Universe:

Universe:

Universe Description:

Question Text:

Type: String

Length: 2

- Don't Know
- Refuse
- Empty

- On Input
- On Output

Array:

Special Instructions: NOTE: See ERR1_TRIIRGXB for how to set this field

Valid Values: A1 = Range edit failed
(ERR1 check was suppressed)

Blank = Range edit passed

Instrument SAS Name: TRII_GXB

Destination Data Set: EHHM

Sponsor Field Type: C

Report Section: Processing Only - Medicaid/Military Merged

Date Implemented (YYYY-MM-DD): April 2017

Sponsor Edits: FLAG

MILOTHR
EHHM_Fields.MILOTHR

Field

Description: Military Other Flag - Created in Processing

Form Pane Label:

SAS Name: MILOTHR

Tag Name:

Inherited Universe:

Universe:

Universe Description:

Question Text:

Type: String

Length: 1

- Don't Know
- Refuse
- Empty

- On Input
- On Output

Array:

Special Instructions: Set in Processing based on MILSPC.

Values: 1 = Has Other Military

2 = Does not have/still have

9 = Does not know if still have

8 = Refused to say if still have

Instrument SAS Name: MILOTHR

Destination Data Set: EHHM

Sponsor Field Type: C

Report Section: Processing Only - Medicaid/Military Merged

Date Implemented (YYYY-MM-DD): April 2017

Field

VACHAMP
EHHM_Fields.VACHAMP

Description: VA Champ Flag - Created in Processing

Form Pane Label:

SAS Name: VACHAMP

Tag Name:

Inherited Universe:

Universe:

Universe Description:

Question Text:

Type: String

Length: 1

- Don't Know
- Refuse
- Empty

- On Input
- On Output

Array:

Special Instructions: Set in Processing based on MILSPC.

Values: 1 = Has VA/CHAMP/VA and CHAMP

2 = Does not have/still have

9 = Does not know if still have

8 = Refused to say if still have

Instrument SAS Name: VACHAMP

Destination Data Set: EHHM

Sponsor Field Type: C

Report Section: Processing Only - Medicaid/Military Merged

Date Implemented (YYYY-MM-DD): April 2017

TRICARE

EHHM_Fields.TRICARE

Field

Description: Has Tricare flag - Created in Processing

Form Pane Label:

SAS Name: TRICARE

Tag Name:

Inherited Universe:

Universe:

Universe Description:

Question Text:

Type: String

Length: 1

- Don't Know
- Refuse
- Empty

- On Input
- On Output

Array:

Special Instructions: Set in Processing based on MILSPC.

Values: 1 = Has Tricare

2 = Does not have/still have Tricare

9 = Does not know if still have Tricare

8 = Refused to say if still have tricare

Instrument SAS Name: TRICARE

Destination Data Set: EHHM

Sponsor Field Type: C

Report Section: Processing Only - Medicaid/Military Merged

Date Implemented (YYYY-MM-DD): April 2017

Block

EHHP_Fields
EHHP_Fields

Description: Private and Single merged for BLSOUT

Tab Name:

Fly Over Name:

Universe Type: If

Inherited Universe:

Universe:

Universe Description:

Array:

Block Instructions:

HHISTILL

EHHP_Fields.HHISTILL

Field

Description: OUTPUT for HHISTILL and SSSTLL

Form Pane Label:

SAS Name: HHISTILL

Tag Name:

Inherited Universe:

Universe:

Universe Description:

Question Text:

Type: Enumerated

Length: 1

Answer List: TYesNo

Value:	Mnemonic:	Description:
1	Yes	Yes
2	No	No

- Don't Know
- Refuse
- Empty

- On Input
- On Output

Array:

Instrument SAS Name: HHISTILL

Destination Data Set: EHHP

Sponsor Field Type: C

Report Section: Processing Only - Private/Single Merged

Date Implemented (YYYY-MM-DD): April 2017

Field

HHIANYPD
EHHP_Fields.HHIANYPD

Description: Were any payments made on this policy by CU?

Form Pane Label:

SAS Name: HHIANYPD

Tag Name:

Inherited Universe:

Universe:

Universe Description:

Question Text:

Type: Enumerated

Length: 1

Answer List: TYesNo

Value:	Mnemonic:	Description:
1	Yes	Yes
2	No	No

- Don't Know
- Refuse
- Empty

- On Input
- On Output

Array:

Instrument SAS Name: HHIANYPD

Destination Data Set: EHHP

Sponsor Field Type: C

Report Section: Processing Only - Private/Single Merged

Date Implemented (YYYY-MM-DD): April 2017

HHILSTTM

Field

EHHP_Fields.HHILSTTM

Description: Payments still made (periodicity)?

Form Pane Label:

SAS Name: HHILSTTM

Tag Name:

Inherited Universe:

Universe:

Universe Description:

Question Text:

Type: Enumerated

Length: 1

Answer List: TYesNo

Value:	Mnemonic:	Description:
1	Yes	Yes
2	No	No

- Don't Know
- Refuse
- Empty

- On Input
- On Output

Array:

Instrument SAS Name: HHILSTTM

Destination Data Set: EHHP

Sponsor Field Type: C

Report Section: Processing Only - Private/Single Merged

Date Implemented (YYYY-MM-DD): April 2017

Field

HHIRPMPA
EHHP_Fields.HHIRPMPA

Description: How often were any payments made on this policy by CU?

Form Pane Label:

SAS Name: HHIRPMPA

Tag Name:

Inherited Universe:

Universe:

Universe Description:

Question Text:

Type: Enumerated

Length: 2

Answer List: TPERIOD

Value:	Mnemonic:	Description:
1	Wkly	Once a week
2	Biwkly	Once every 2 weeks
3	TwcMonth	Twice a month
4	Mnthly	Once a month
5	Months	Every 2 months
6	Qtrly	Quarterly (every 3 months)
7	4Months	Once every 4 months
8	6Months	Twice a year (every 6 months)
9	Yrly	Once a year
10	Other	Other

- Don't Know
- Refuse
- Empty

- On Input
- On Output

Array:

Instrument SAS Name: HHIRPMPA

Destination Data Set: EHHP

Sponsor Field Type: C

Report Section: Processing Only - Private/Single Merged

Date Implemented (YYYY-MM-DD): April 2017

Field

HHIREGXA
EHHP_Fields.HHIREGXA

Description: What was the amount paid on this policy by CU?

Form Pane Label:

SAS Name: HHIREGXA

Tag Name:

Inherited Universe:

Universe:

Universe Description:

Question Text:

Type: Integer

Length: 7

Min: 1

Max: 999999

Don't Know

Refuse

Empty

On Input

On Output

Array:

Instrument SAS Name: HHIREGXA

Destination Data Set: EHHP

Sponsor Field Type: N

Report Section: Processing Only - Private/Single Merged

Date Implemented (YYYY-MM-DD): April 2017

HHIPDAMT

EHHP_Fields.HHIPDAMT

Field

Description: Total amount paid by CU members for this policy?

Form Pane Label:

SAS Name: HHIPDAMT

Tag Name:

Inherited Universe:

Universe:

Universe Description:

Question Text:

Type: Integer

Length: 6

Min: 1

Max: 99999

Don't Know

Refuse

Empty

On Input

On Output

Array:

Instrument SAS Name: HHIPDAMT

Destination Data Set: EHHP

Sponsor Field Type: N

Report Section: Processing Only - Private/Single Merged

Date Implemented (YYYY-MM-DD): April 2017

Field

HHIR_GXA
EHHP_Fields.HHIR_GXA

Description: Range edit flag for HHIREGXA

Form Pane Label:

SAS Name: HHIR_GXA

Tag Name:

Inherited Universe:

Universe:

Universe Description:

Question Text:

Type: String

Length: 2

- Don't Know
- Refuse
- Empty

- On Input
- On Output

Array:

Special Instructions: NOTE: See ERR1_HHIREGXA for how to set this field

Valid Values: A1 = Range edit failed
(ERR1 check was suppressed)

Blank = Range edit passed

Instrument SAS Name: HHIR_GXA

Destination Data Set: EHHP

Sponsor Field Type: C

Report Section: Processing Only - Private/Single Merged

Date Implemented (YYYY-MM-DD): April 2017

Sponsor Edits: FLAG

Field

HHIP_AMT
EHHP_Fields.HHIP_AMT

Description: Range edit flag for HHIPDAMT

Form Pane Label:

SAS Name: HHIP_AMT

Tag Name:

Inherited Universe:

Universe:

Universe Description:

Question Text:

Type: String

Length: 2

- Don't Know
- Refuse
- Empty

- On Input
- On Output

Array:

Special Instructions: NOTE: See ERR1_HHIPDAMT for how to set this field

Valid Values: A1 = Range edit failed
(ERR1 check was suppressed)

Blank = Range edit passed

Instrument SAS Name: HHIP_AMT

Destination Data Set: EHHP

Sponsor Field Type: C

Report Section: Processing Only - Private/Single Merged

Date Implemented (YYYY-MM-DD): April 2017

Sponsor Edits: FLAG

Field

MATCHID
EHHP_Fields.MATCHID

Description: Policy Match ID - Output Only Field

Form Pane Label:

SAS Name:

Tag Name:

Inherited Universe:

Universe:

Universe Description:

Question Text:

Type: Integer

Length: 2

Min: 1

Max: 99

- Don't Know
- Refuse
- Empty

- On Input
- On Output

Store Instructions: Set = 850020.MATCHID

Array:

Special Instructions: Valid Values: 1-99

Instrument SAS Name: MATCHID

Destination Data Set: EHHP

Report Section: Processing Only - Private/Single Merged

Date Implemented (YYYY-MM-DD): April 2017

HINSCMP

Field

EHHP_Fields.HINSCMP

Description: Name of insurance company?

Form Pane Label:

SAS Name: HINSCMP

Tag Name:

Inherited Universe:

Universe:

Universe Description:

Question Text:

Type: String

Length: 30

- Don't Know
- Refuse
- Empty

- On Input
- On Output

Array:

Instrument SAS Name: HINSCMP

Destination Data Set: EHHP

Sponsor Field Type: C

Report Section: Processing Only - Private/Single Merged

Date Implemented (YYYY-MM-DD): April 2017

Field

MEDIGAP
EHHP_Fields.MEDIGAP

Description: Is this Medicare Supplemental Insurance

Form Pane Label:

SAS Name: MEDIGAP

Tag Name:

Inherited Universe:

Universe:

Universe Description:

Question Text:

Type: Enumerated
Length: 1

Answer List: TYesNo

Value:	Mnemonic:	Description:
1	Yes	Yes
2	No	No

- Don't Know
- Refuse
- Empty

- On Input
- On Output

Array:

Instrument SAS Name: MEDIGAP

Destination Data Set: EHHP

Sponsor Field Type: C

Report Section: Processing Only - Private/Single Merged

Date Implemented (YYYY-MM-DD): April 2017

HHICOVQ

Field

EHHP_Fields.HHICOVQ

Description: How many members are covered?

Form Pane Label:

SAS Name: HHICOVQ

Tag Name:

Inherited Universe:

Universe:

Universe Description:

Question Text:

Type: Integer

Length: 2

Min: 0

Max: 30

Don't Know

Refuse

Empty

On Input

On Output

Array:

Instrument SAS Name: HHICOVQ

Destination Data Set: EHHP

Sponsor Field Type: N

Report Section: Processing Only - Private/Single Merged

Date Implemented (YYYY-MM-DD): April 2017

Field

PLNMGD
EHHP_Fields.PLNMGD

Description: Type of plan

Form Pane Label:

SAS Name: PLNMGD

Tag Name:

Inherited Universe:

Universe:

Universe Description:

Question Text:

Type: Enumerated

Length: 1

Answer List: TPLNMGD

Value:	Mnemonic:	Description:
1	HMOIPA	HMO/IPA
2	PPOFFS	PPO/Fee-for-service

- Don't Know
- Refuse
- Empty

- On Input
- On Output

Array:

Instrument SAS Name: PLNMGD

Destination Data Set: EHHP

Sponsor Field Type: C

Report Section: Processing Only - Private/Single Merged

Date Implemented (YYYY-MM-DD): April 2017

HSAHRA

Field

EHHP_Fields.HSAHRA

Description: Special account that can be used to pay for medical expenses?

Form Pane Label:

SAS Name: HSAHRA

Tag Name:

Inherited Universe:

Universe:

Universe Description:

Question Text:

Type: Enumerated

Length: 1

Answer List: TYesNo

Value:	Mnemonic:	Description:
1	Yes	Yes
2	No	No

- Don't Know
- Refuse
- Empty

- On Input
- On Output

Array:

Instrument SAS Name: HSAHRA

Destination Data Set: EHHP

Sponsor Field Type: C

Report Section: Processing Only - Private/Single Merged

Date Implemented (YYYY-MM-DD): April 2017

Field

FSA
EHHP_Fields.FSA

Description: Do you have a Flexible Spending Account for health expenses?

Form Pane Label:

SAS Name: FSA

Tag Name:

Inherited Universe:

Universe:

Universe Description:

Question Text:

Type: Enumerated

Length: 1

Answer List: TYesNo

Value:	Mnemonic:	Description:
1	Yes	Yes
2	No	No

- Don't Know
- Refuse
- Empty

- On Input
- On Output

Array:

Instrument SAS Name: FSA

Destination Data Set: EHHP

Sponsor Field Type: C

Report Section: Processing Only - Private/Single Merged

Date Implemented (YYYY-MM-DD): April 2017

HHIGROUP

Field

EHHP_Fields.HHIGROUP

Description: Policy obtained by individual or group?

Form Pane Label:

SAS Name: HHIGROUP

Tag Name:

Inherited Universe:

Universe:

Universe Description:

Question Text:

Type: Enumerated

Length: 1

Answer List: TIGROUP

Value:	Mnemonic:	Description:
1	Individually	Individually obtained
2	Employment	Group through place of employment
3	Organization	Group through other organization

- Don't Know
- Refuse
- Empty

- On Input
- On Output

Array:

Instrument SAS Name: HHIGROUP

Destination Data Set: EHHP

Sponsor Field Type: C

Report Section: Processing Only - Private/Single Merged

Date Implemented (YYYY-MM-DD): April 2017

Field

PORTAL
EHHP_Fields.PORTAL

Description: Policy obtained through Healthcare.gov?

Form Pane Label:

SAS Name: PORTAL

Tag Name:

Inherited Universe:

Universe:

Universe Description:

Question Text:

Type: Enumerated

Length: 1

Answer List: TYesNo

Value:	Mnemonic:	Description:
1	Yes	Yes
2	No	No

- Don't Know
- Refuse
- Empty

- On Input
- On Output

Array:

Instrument SAS Name: PORTAL

Destination Data Set: EHHP

Sponsor Field Type: C

Report Section: Processing Only - Private/Single Merged

Date Implemented (YYYY-MM-DD): April 2017

PORTPLAN

Field

EHHP_Fields.PORTPLAN

Description: Platinum, gold, silver, bronze, or catastrophic plan?

Form Pane Label:

SAS Name: PORTPLAN

Tag Name:

Inherited Universe:

Universe:

Universe Description:

Question Text:

Type: Enumerated

Length: 1

Answer List: TPORTPLAN

Value:	Mnemonic:	Description:
1	Platinum	Platinum plan
2	Gold	Gold plan
3	Silver	Silver plan
4	Bronze	Bronze plan
5	Catastrophic	Catastrophic plan

- Don't Know
- Refuse
- Empty

- On Input
- On Output

Array:

Instrument SAS Name: PORTPLAN

Destination Data Set: EHHP

Sponsor Field Type: C

Report Section: Processing Only - Private/Single Merged

Date Implemented (YYYY-MM-DD): April 2017

HHIPRYOU

EHHP_Fields.HHIPRYOU

Field

Description: Do you pay for any portion of the premiums?

Form Pane Label:

SAS Name: HHIPRYOU

Tag Name:

Inherited Universe:

Universe:

Universe Description:

Question Text:

Type: Enumerated

Length: 1

Answer List: TYesNo

Value:	Mnemonic:	Description:
1	Yes	Yes
2	No	No

- Don't Know
- Refuse
- Empty

- On Input
- On Output

Array:

Instrument SAS Name: HHIPRYOU

Destination Data Set: EHHP

Sponsor Field Type: C

Report Section: Processing Only - Private/Single Merged

Date Implemented (YYYY-MM-DD): April 2017

Field

HHIPROUT
EHHP_Fields.HHIPROUT

Description: Who pays premiums?

Form Pane Label:

SAS Name: HHIPROUT

Tag Name:

Inherited Universe:

Universe:

Universe Description:

Question Text:

Type: Enumerated

Length: 1

Answer List: TSSPROTH

Value:	Mnemonic:	Description:
1	Employer	An employer or union?
2	Other	Another group or persons outside your household?

- Don't Know
- Refuse
- Empty

- On Input
- On Output

Array:

Instrument SAS Name: HHIPROUT

Destination Data Set: EHHP

Sponsor Field Type: C

Report Section: Processing Only - Private/Single Merged

Date Implemented (YYYY-MM-DD): April 2017

HHIPRDED
EHHP_Fields.HHIPRDED

Field

Description: Any paid through payroll deductions?

Form Pane Label:

SAS Name: HHIPRDED

Tag Name:

Inherited Universe:

Universe:

Universe Description:

Question Text:

Type: Enumerated

Length: 1

Answer List: TYesNo

Value:	Mnemonic:	Description:
1	Yes	Yes
2	No	No

- Don't Know
- Refuse
- Empty

- On Input
- On Output

Array:

Instrument SAS Name: HHIPRDED

Destination Data Set: EHHP

Sponsor Field Type: C

Report Section: Processing Only - Private/Single Merged

Date Implemented (YYYY-MM-DD): April 2017

Field

HHIRPMPD
EHHP_Fields.HHIRPMPD

Description: Period of time covered

Form Pane Label:

SAS Name: HHIRPMPD

Tag Name:

Inherited Universe:

Universe:

Universe Description:

Question Text:

Type: Enumerated

Length: 2

Answer List: TPERIOD

Value:	Mnemonic:	Description:
1	Wkly	Once a week
2	Biwkly	Once every 2 weeks
3	TwcMonth	Twice a month
4	Mnthly	Once a month
5	Months	Every 2 months
6	Qtrly	Quarterly (every 3 months)
7	4Months	Once every 4 months
8	6Months	Twice a year (every 6 months)
9	Yrly	Once a year
10	Other	Other

- Don't Know
- Refuse
- Empty

- On Input
- On Output

Array:

Instrument SAS Name: HHIRPMPD

Destination Data Set: EHHP

Sponsor Field Type: C

Report Section: Processing Only - Private/Single Merged

Date Implemented (YYYY-MM-DD): April 2017

Field

HHIRPMXB
EHHP_Fields.HHIRPMXB

Description: Amount currently paid?

Form Pane Label:

SAS Name: HHIRPMXB

Tag Name:

Inherited Universe:

Universe:

Universe Description:

Question Text:

Type: Integer

Length: 7

Min: 1

Max: 999999

Don't Know

Refuse

Empty

On Input

On Output

Array:

Instrument SAS Name: HHIRPMXB

Destination Data Set: EHHP

Sponsor Field Type: N

Report Section: Processing Only - Private/Single Merged

Date Implemented (YYYY-MM-DD): April 2017

HHIIRGXB

Field

EHHP_Fields.HHIIRGXB

Description: Total expense paid on policy

Form Pane Label:

SAS Name: HHIIRGXB

Tag Name:

Inherited Universe:

Universe:

Universe Description:

Question Text:

Type: Integer

Length: 6

Min: 0

Max: 99999

Don't Know

Refuse

Empty

On Input

On Output

Array:

Instrument SAS Name: HHIIRGXB

Destination Data Set: EHHP

Sponsor Field Type: N

Report Section: Processing Only - Private/Single Merged

Date Implemented (YYYY-MM-DD): April 2017

Field

PREMSUBS
EHHP_Fields.PREMSUBS

Description: Cost of premium subsidized based on income?

Form Pane Label:

SAS Name: PREMSUBS

Tag Name:

Inherited Universe:

Universe:

Universe Description:

Question Text:

Type: Enumerated

Length: 1

Answer List: TYesNo

Value:	Mnemonic:	Description:
1	Yes	Yes
2	No	No

- Don't Know
- Refuse
- Empty

- On Input
- On Output

Array:

Instrument SAS Name: PREMSUBS

Destination Data Set: EHHP

Sponsor Field Type: C

Report Section: Processing Only - Private/Single Merged

Date Implemented (YYYY-MM-DD): April 2017

HHISUBPD

Field

EHHP_Fields.HHISUBPD

Description: Is subsidy paid directly to the health insurance company?

Form Pane Label:

SAS Name: HHISUBPD

Tag Name:

Inherited Universe:

Universe:

Universe Description:

Question Text:

Type: Enumerated

Length: 1

Answer List: TYesNo

Value:	Mnemonic:	Description:
1	Yes	Yes
2	No	No

- Don't Know
- Refuse
- Empty

- On Input
- On Output

Array:

Instrument SAS Name: HHISUBPD

Destination Data Set: EHHP

Sponsor Field Type: C

Report Section: Processing Only - Private/Single Merged

Date Implemented (YYYY-MM-DD): April 2017

Field

HHIPDLIB
EHHP_Fields.HHIPDLIB

Description: Policy line number for new policies reported

Form Pane Label:

SAS Name:

Tag Name:

Inherited Universe:

Universe:

Universe Description:

Question Text:

Type: Integer

Length: 2

Min: 1

Max: 99

- Don't Know
- Refuse
- Empty

- On Input
- On Output

Array:

Special Instructions: NOTE: Policy Line number for new policies reported
See ITEM for how to set this field

Instrument SAS Name: HHIPDLIB

Destination Data Set: EHHP

Sponsor Field Type: N

Report Section: Processing Only - Private/Single Merged

Date Implemented (YYYY-MM-DD): April 2017

HHIR_MXB
EHHP_Fields.HHIR_MXB

Field

Description: Range edit flag for HHIRPMXB

Form Pane Label:

SAS Name: HHIR_MXB

Tag Name:

Inherited Universe:

Universe:

Universe Description:

Question Text:

Type: String

Length: 2

- Don't Know
- Refuse
- Empty

- On Input
- On Output

Array:

Special Instructions: NOTE: See ERR1_HHIRPMXB for how to set this field

Valid Values: A1 = Range edit failed
(ERR1 check was suppressed)

Blank = Range edit passed

Instrument SAS Name: HHIR_MXB

Destination Data Set: EHHP

Sponsor Field Type: C

Report Section: Processing Only - Private/Single Merged

Date Implemented (YYYY-MM-DD): April 2017

Sponsor Edits: FLAG

HHII_GXB

Field

EHHP_Fields.HHII_GXB

Description: Range edit flag for HHII RGXB

Form Pane Label:

SAS Name: HHII_GXB

Tag Name:

Inherited Universe:

Universe:

Universe Description:

Question Text:

Type: String

Length: 2

- Don't Know
- Refuse
- Empty

- On Input
- On Output

Array:

Special Instructions: NOTE: See ERR1_HHII RGXB for how to set this field

Valid Values: A1 = Range edit failed
(ERR1 check was suppressed)

Blank = Range edit passed

Instrument SAS Name: HHII_GXB

Destination Data Set: EHHP

Sponsor Field Type: C

Report Section: Processing Only - Private/Single Merged

Date Implemented (YYYY-MM-DD): April 2017

Sponsor Edits: FLAG

HIP_STAT

Field

EHHP_Fields.HIP_STAT

Description: Record status

Form Pane Label:

SAS Name: REC_STAT

Tag Name:

Inherited Universe:

Universe:

Universe Description:

Question Text:

Type: String

Length: 1

- Don't Know
- Refuse
- Empty

- On Input
- On Output

Array:

Special Instructions: NOTE: See HHIMORE for how to set this field

Valid Values: 1 = Active Record
3 = Inactive Record

Instrument SAS Name: HIP_STAT

Destination Data Set: EHHP

Sponsor Field Type: C

Report Section: Processing Only - Private/Single Merged

Date Implemented (YYYY-MM-DD): April 2017

Field

HIP_ORIG
EHHP_Fields.HIP_ORIG

Description: Record origin

Form Pane Label:

SAS Name: REC_ORIG

Tag Name:

Inherited Universe:

Universe:

Universe Description:

Question Text:

Type: String

Length: 1

Don't Know

Refuse

Empty

On Input

On Output

Array:

Special Instructions: NOTE: See HHIMORE for how to set this field

Valid Values: 1 = Data from current month interview

4 = Inventory data- no updates were made

5 = Inventory data- updates made.

Instrument SAS Name: HIP_ORIG

Destination Data Set: EHHP

Sponsor Field Type: C

Report Section: Processing Only - Private/Single Merged

Date Implemented (YYYY-MM-DD): April 2017

HHIBCBS

Field

EHHP_Fields.HHIBCBS

Description: Flag for Blue Cross/Blue Shield - Created in Processing

Form Pane Label:

SAS Name: HHIBCBS

Tag Name:

Inherited Universe:

Universe:

Universe Description:

Question Text:

Type: String

Length: 1

- Don't Know
- Refuse
- Empty

- On Input
- On Output

Array:

Special Instructions: Values: 1 = insurance plan is BCBS

Instrument SAS Name: HHIBCBS

Destination Data Set: EHHP

Sponsor Field Type: C

Report Section: Processing Only - Private/Single Merged

Date Implemented (YYYY-MM-DD): April 2017

Field

BLSLNO
EHHP_Fields.BLSLNO

Description: Combined Private and Single service line number - Created in processing

Form Pane Label:

SAS Name: HHIPDLIB

Tag Name:

Inherited Universe:

Universe:

Universe Description:

Question Text:

Type: Integer

Length: 2

Min: 0

Max: 99

- Don't Know
- Refuse
- Empty

- On Input
- On Output

Array:

Instrument SAS Name: BLSLNO

Destination Data Set: EHHP

Sponsor Field Type: N

Report Section: Processing Only - Private/Single Merged

Date Implemented (YYYY-MM-DD): April 2017

HHIPDLIB_orig

Field

EHHP_Fields.HHIPDLIB_orig

Description: Original Policy line number before merge with single service

Form Pane Label:

SAS Name:

Tag Name:

Inherited Universe:

Universe:

Universe Description:

Question Text:

Type: Integer

Length: 2

Min: 1

Max: 99

- Don't Know
- Refuse
- Empty

- On Input
- On Output

Array:

Special Instructions: NOTE: Original Policy Line number

Instrument SAS Name: HHIPDLIB_orig

Destination Data Set: EHHP

Sponsor Field Type: N

Report Section: Processing Only - Private/Single Merged

Date Implemented (YYYY-MM-DD): April 2017

Field

SSTYPE
EHHP_Fields.SSTYPE

Description: Type of service or care single-service plan pays for

Form Pane Label:

SAS Name: SSTYPE

Tag Name:

Inherited Universe:

Universe:

Universe Description:

Question Text:

Type: Enumerated

Length: 3

Answer List: TSSTYPE

Value:	Mnemonic:	Description:
1	Dental	Dental care
2	Longterm	Long-term care
3	Prescript	Prescriptions
4	Vision	Vision care
5	Other	Other (specify)
888	DeleteLine	Delete the Line

Don't Know

Refuse

Empty

On Input

On Output

Array:

Instrument SAS Name: SSTYPE

Destination Data Set: EHHP

Sponsor Field Type: C

Report Section: Processing Only - Private/Single Merged

Date Implemented (YYYY-MM-DD): April 2017

Field

SSOTHER
EHHP_Fields.SSOTHER

Description: Description of other type of single service plan

Form Pane Label:

SAS Name: SSOTHER

Tag Name:

Inherited Universe:

Universe:

Universe Description:

Question Text:

Type: String

Length: 30

- Don't Know
- Refuse
- Empty

- On Input
- On Output

Array:

Instrument SAS Name: SSOTHER

Destination Data Set: EHHP

Sponsor Field Type: C

Report Section: Processing Only - Private/Single Merged

Date Implemented (YYYY-MM-DD): April 2017

BSECT13

BSECT13

Block

Description: Medical Payments

Tab Name: S13

Fly Over Name: S13 - Medical Payments

Universe Type: If

Inherited Universe:

Universe: bFront.START <> Transmit {3} AND bFront.START <> Quit {4} AND
bFront.START <> Noninterview {5} AND bFront.REPLACE_HH <> Yes {1} AND
bFront.REPLACE_SPAWN <> Continue {1} AND CE_INTRO = Continue {1}
AND SECTCOMP[12] = Yes {1}

Universe Description: Section 12 must be complete

Array:

Block Instructions: 1. Section Labels:

Section 13 - Payments for Medical Expenses

2. Create a new flag, INS_FLAG, to be used in section 13 - MEDPMTX.

IF there are any records with

(BSECT12.BlkPartB.BlkPrivate.HSAHRA = 1 or

BSECT12.BlkPartB.BlkPrivate.FSA = 1) and

BSECT12.BlkPartB.BlkPrivate.HIP_STAT = 1 then

set INS_FLAG = 1

ELSEIF there are any records on the SCIF with

(8500.HSAHRA = 1 or 8500.FSA = 1) and 8500.hip_stat = 1

then set INS_FLAG = 1

ELSE set INS_FLAG = 2

Field

S13_INTRO
S13_INTRO

Description: Introduction

Form Pane Label: Introduction

SAS Name:

Tag Name: S13_INTRO

Inherited Universe:

Universe:

Universe Description:

Question Text: Now I am going to ask some questions about out-of-pocket medical payments. By payments I mean any co-pays and expenses that you don't get reimbursed for. Include all payments, even those for people who are outside of your household.

Please take a moment now to collect your records or log into your patient portal - things like provider or insurance statements, payment or prescription records, or calendar appointments will be helpful.

[Description](#) [Amount](#) [Month](#)

(MEDPDESC) (MEDPMTX) (MEDPMTMO)

Type: Enumerated

Length: 1

Answer List: TContinue

Value:	Mnemonic:	Description:
1	Continue	Enter 1 to Continue

- Don't Know
- Refuse
- Empty

- On Input
- On Output

Array:

Skip Instructions: Goto Bsect13.BTABLEA.BROW.MDB_ITEM

Instrument SAS Name: S13_INTRO

Destination Data Set: EMDB

Report Section: 13A

Block

BTABLEA
BTABLEA

Description: Payments for Medical Expenses

Tab Name:

Fly Over Name:

Universe Type: If

Inherited Universe:

Universe: S13_INTRO = Continue {1}

Universe Description:

Array:

Block Instructions: 1. Max # of rows: 40

2. This section is a laundry list. Follow the laundry list standards. (See the attachment on the field Laundry_List_Standards.)

3. Pre-chart

o Follow pre-chart standards. (See attachment on the field Prechart_Standards.)

o See the attachment on the variable Input_Setup_Specifications for specific prechart information

BROW
BTABLEA.BROW

Block

Description:

Tab Name:
Fly Over Name:
Universe Type: While

Inherited Universe:

Universe: (MDB_ITEM(previous row) <> 99) AND (ROW # < 41)

Universe Description:

Array:

Block Instructions:

Field

SoftLowerLimit
BTABLEA.BROW.SoftLowerLimit

Description: Lower ranges for ERR1

Form Pane Label:

SAS Name:

Tag Name:

Inherited Universe:

Universe:

Universe Description:

Question Text:

Type: Integer

Length: 8

Min: 0

Max: 99999999

- Don't Know
- Refuse
- Empty

- On Input
- On Output

Store Instructions: SoftLowerLimit[1] := 3
SoftLowerLimit[2] := 5
SoftLowerLimit[3] := 5
SoftLowerLimit[4] := 3
SoftLowerLimit[5] := 3
SoftLowerLimit[6] := 6
SoftLowerLimit[7] := 5
SoftLowerLimit[8] := 5
SoftLowerLimit[9] := 15
SoftLowerLimit[10] := 5
SoftLowerLimit[11] := 5
SoftLowerLimit[12] := 5
SoftLowerLimit[13] := 5

Array:

Number of Elements: 40

Special Instructions: NOTE: Number of elements is set to 40 to be generic across sections and so if more options are added later this won't need to change

Field

SoftUpperLimit

BTABLEA.BROW.SoftUpperLimit

Description: Upper ranges for ERR1

Form Pane Label:

SAS Name:

Tag Name:

Inherited Universe:

Universe:

Universe Description:

Question Text:

Type: Integer

Length: 8

Min: 0

Max: 99999999

- Don't Know
- Refuse
- Empty

- On Input
- On Output

Store Instructions: SoftUpperLimit[1] := 999
SoftUpperLimit[2] := 1350
SoftUpperLimit[3] := 4999
SoftUpperLimit[4] := 1249
SoftUpperLimit[5] := 5000
SoftUpperLimit[6] := 5999
SoftUpperLimit[7] := 5000
SoftUpperLimit[8] := 1999
SoftUpperLimit[9] := 8000
SoftUpperLimit[10] := 4999
SoftUpperLimit[11] := 4999
SoftUpperLimit[12] := 1999
SoftUpperLimit[13] := 1999

Array:

Number of Elements: 40

Special Instructions: NOTE: Number of elements is set to 40 to be generic across sections and so if more options are added later this won't need to change

Field

MDB_ITEM
BTABLEA.BROW.MDB_ITEM

Description: Payments made for item

Form Pane Label: Item

SAS Name:

Tag Name: MDB_ITEM

Inherited Universe:

Universe:

Universe Description:

Help Screen: H_S13

Question Text: SCREEN 1-----

 32 ? [F1]

Since the first of ^REF_MONTH, ^have_has2 ^You_Anyone2 made any payments for the following?

◆ [Read each item on list](#)

SCREEN 2 -----

 33 ? [F1]

^HaveHas_C ^You_Anyone2 made any payments for --

◆ [Read each item on list](#)

Fills: REF_MONTH

Instructions: Set REF_MONTH = 3 months before the interview.

Calculated by taking the INTPER from record type 10 to come up with the base month to start from.

Fills: have_has2

Instructions: IF NUMHOUSE = 1 then fill "have"
ELSE fill "has"

Fills: You_Anyone2

Instructions: IF NUMHOUSE = 1 then fill 'you'
ELSE fill 'anyone in your household'

Fills: HaveHas_C

Instructions: IF NUMHOUSE = 1 then fill then fill "Have",

ELSE fill "Has"

Type: Enumerated
Length: 3

Answer List: TSec13Items

Value:	Mnemonic:	Description:
1	Drugs	Prescription drugs
2	MedSupply	Medical supplies or equipment for home use, either purchased or rented
3	Eye	Eye exams, treatment, or eye surgery
4	Glasses	Purchases of eyeglasses or contact lenses
5	HearAids	Purchases of hearing aids
6	Dental	Dental care
7	Hospital	Inpatient or outpatient care at hospitals, including scheduled procedures and emergency care
8	UrgentCare	Services at urgent care or other medical facilities
9	NursingHome	Care in convalescent or nursing homes
10	Doctor	Services by doctors and specialists, including general check-ups
11	Counsel	Services by mental health professionals and counselors
12	Other	Services by any other health professionals inside or outside the home
13	LabTest	Lab tests or imaging, not already reported
95	NoMore95	Continue List
99	NoMore99	None/No more entries
888	DeleteLine	Delete a line

- Don't Know
- Refuse
- Empty

- On Input
- On Output

Store Instructions: 1. Set MEDPCARY:

IF MDB_ITEM = 1 then set MEDPCARY = '620'
IF MDB_ITEM = 2 then set MEDPCARY = '645'
IF MDB_ITEM = 3 then set MEDPCARY = '110'
IF MDB_ITEM = 4 then set MEDPCARY = '120'
IF MDB_ITEM = 5 then set MEDPCARY = '610'
IF MDB_ITEM = 6 then set MEDPCARY = '200'
IF MDB_ITEM = 7 then set MEDPCARY = '330'
IF MDB_ITEM = 8 then set MEDPCARY = '525'
IF MDB_ITEM = 9 then set MEDPCARY = '520'
IF MDB_ITEM = 10 then set MEDPCARY = '420'

IF MDB_ITEM = 11 then set MEDPCARY = '415'
IF MDB_ITEM = 12 then set MEDPCARY = '410'
IF MDB_ITEM = 13 then set MEDPCARY = '510'

2. Set Item2Shadow = MDB_ITEM

Array:

Special Instructions: 1. Answer list options should be in bold black except 95, 99 and 888, they should be in regular black.
(Once an answer list option is selected and the "Any more" question is answered, the answer list description color should be changed to regular blue.)

2. IF SCREEN 1, display Answer list options 1-6, 95, 888
IF SCREEN 2, display Answer list options 7-13, 99, 888

3. IF MDB_ITEM = 888 then "SHOW" the fields in the row

Skip Instructions: 1-13: IF MDB_ITEM <> Item2Shadow then goto CK_ITEM
ELSE goto MEDPDESC

95: Goto the next row

99: Exit table and goto S13_END

888: IF row number = 40 then exit the table and goto S13_END
ELSE goto MDB_ITEM for the next row

Instrument SAS Name: MDB_ITEM

Destination Data Set: EMDB

Sponsor Field Type: C

Report Section: 13A

CK_ITEM
BTABLEA.BROW.CK_ITEM

Check

Description: After a row is completed, the user has backed up and changed the item number to another valid item number

Inherited Universe:

Universe: MDB_ITEM was changed to another valid item number

Universe Description: After a row is completed, the user has backed up and changed the item number to another valid item number

Text: ♦ [Press "S" to change this item code and enter new data](#)

[Press ENTER to re-enter the original item code: ^OldItem](#)

Check Instructions: IF SUPPRESSED then set all fields in this row to EMPTY:
MEDPDESC, MEDRNOUT, MEDRGFTC, MEDPMTMO, MEDPMTX, MDB_C,
MDB_CMB, MDBMORE, MDBSTORE, MDBPURCH, MDBLOC, MDBLOCST

Type: Soft

Skip Instructions: SUPPRESSED: Goto MEDPDESC

All others, go back to MDB_ITEM

Fills: OldItem

Instructions: Fill entry in Item2Shadow

Field

MEDPDESC
BTABLEA.BROW.MEDPDESC

Description: Describe the care/service/item

Form Pane Label: Description

SAS Name: MEDPDESC

Tag Name: MEDPDESC

Inherited Universe:

Universe: NOT (MDB_ITEM IN [NoMore95, NoMore99, DeleteLine]) AND MDB_ITEM <> EMPTY

Universe Description:

Question Text: ♦ Ask if not apparent

Describe the care/service/item.

<u>Description</u>	<u>Amount</u>	<u>Month</u>
(MEDPDESC)	(MEDPMTX)	(MEDPMTMO)

Type: String

Length: 30

- Don't Know
- Refuse
- Empty

- On Input
- On Output

Store Instructions: Pre-Fill MEDPDESC:

IF MEDPDESC = EMPTY then

IF MDB_ITEM = 1 then set MEDPDESC = 'Prescription drugs'

IF MDB_ITEM = 2 then set MEDPDESC = 'Medical supplies/equipment'

IF MDB_ITEM = 3 then set MEDPDESC = 'Eye exams/treatment/surgery'

IF MDB_ITEM = 4 then set MEDPDESC = 'Eyeglasses/contacts'

IF MDB_ITEM = 5 then set MEDPDESC = 'Hearing aids'

IF MDB_ITEM = 6 then set MEDPDESC = 'Dental care'

IF MDB_ITEM = 7 then set MEDPDESC = 'Hospital inpatient/outpatient care'

IF MDB_ITEM = 8 then set MEDPDESC = 'Urgent/other medical facility care'

IF MDB_ITEM = 9 then set MEDPDESC = 'Convalescent/nursing home care'

IF MDB_ITEM = 10 then set MEDPDESC = 'Doctor/specialist services'

IF MDB_ITEM = 11 then set MEDPDESC = 'Mental health care'

IF MDB_ITEM = 12 then set MEDPDESC = 'Other health professional services'
IF MDB_ITEM = 13 then set MEDPDESC = 'Lab tests/imaging services'

Array:

Skip Instructions: IF MDB_ITEM = 12 then goto MEDPNOUT

ELSE goto MEDPGFTC

Instrument SAS Name: MEDPDESC

Destination Data Set: EMDB

Sponsor Field Type: C

Report Section: 13A

Field

MEDPNOUT
BTABLEA.BROW.MEDPNOUT

Description: Inside or outside

Form Pane Label: Inside or out

SAS Name: MEDPNOUT

Tag Name: MEDPNOUT

Inherited Universe:

Universe: MDB_ITEM = 12

Universe Description: "Services by any other health professional inside or outside the home" was selected

Help Screen: H_MEDPNOUT

Question Text: ? [F1]

Was this service provided inside or outside the home?

Description Amount Month
(MEDPDESC) (MEDPMTX) (MEDPMTMO)

Type: Enumerated

Length: 1

Answer List: TMEDPNOUT

Value:	Mnemonic:	Description:
1	Inside	Inside the home
2	Outside	Outside the home

- Don't Know
- Refuse
- Empty

- On Input
- On Output

Array:

Skip Instructions: Goto MEDPGFTC

Instrument SAS Name: MEDPNOUT

Destination Data Set: EMDB

Sponsor Field Type: C

Report Section: 13A

Date Implemented (YYYY-MM-DD): April 2017

Field

MEDPGFTC
BTABLEA.BROW.MEDPGFTC

Description:

Form Pane Label: Who

SAS Name: MEDPGFTC

Tag Name: MEDPGFTC

Inherited Universe:

Universe: NOT (MDB_ITEM IN [NoMore95, NoMore99, DeleteLine]) AND MDB_ITEM <> EMPTY

Universe Description:

Question Text: * Ask if not apparent

^WHOWW the ^S13Item_Fill for a member of your household or someone outside of your household?

Description Amount Month

(MEDPDESC) (MEDPMTX) (MEDPMTMO)

Fills: WHOWW

Instructions: IF MDB_ITEM = 1, 2, 3, 4, 5, 10, 12, or 13 then fill 'Were'
ELSE fill 'Was'

Fills: S13Item_Fill

Instructions: If MDB_ITEM = 1 then fill 'prescription drugs'
If MDB_ITEM = 2 then fill 'medical supplies or equipment'
If MDB_ITEM = 3 then fill 'eye exams, treatment, or surgery'
If MDB_ITEM = 4 then fill 'eyeglasses or contacts'
If MDB_ITEM = 5 then fill 'hearing aids'
If MDB_ITEM = 6 then fill 'dental care'
If MDB_ITEM = 7 then fill 'hospital inpatient or outpatient care'
If MDB_ITEM = 8 then fill 'urgent or other medical facility care'
If MDB_ITEM = 9 then fill 'convalescent or nursing home care'
If MDB_ITEM = 10 then fill 'doctor or specialist services'
If MDB_ITEM = 11 then fill 'mental health care'
If MDB_ITEM = 12 then fill 'other health professional services'
If MDB_ITEM = 13 then fill 'lab tests or imaging services'

Type: Enumerated
Length: 1

Answer List: TCU14

Value:	Mnemonic:	Description:
1	CUMem	Household member
2	NONCUMem	Non-household member

- Don't Know
- Refuse
- Empty

- On Input
- On Output

Array:

Skip Instructions: Goto MEDPMTMO

Instrument SAS Name: MEDPGFTC

Destination Data Set: EMDB

Sponsor Field Type: C

Report Section: 14A

Date Implemented (YYYY-MM-DD): April 2007

Field

MEDPMTMO
BTABLEA.BROW.MEDPMTMO

Description: Month payment was made

Form Pane Label: Month

SAS Name: MEDPMTMO

Tag Name: MEDPMTMO

Inherited Universe:

Universe: NOT (MDB_ITEM IN [NoMore95, NoMore99, DeleteLine] {95,99,888}) AND
MDB_ITEM <> EMPTY

Universe Description:

Question Text: In what month was(were) the payment(s) made?

^S13A_13Fill

Description Amount Month

(MEDPDESC) (MEDPMTX) (MEDPMTMO)

Fills: S13A_13Fill

Instructions: If MDB_ITEM = 1 or MDB_ITEM = 2 or MDB_ITEM = 9 or MDB_ITEM = 10 or
MDB_ITEM = 12 then fill ' * Enter 13 for same amount each month of the reference
period"

Type: Enumerated

Length: 2

Answer List: TMONTH13_S13

Value:	Mnemonic:	Description:
1	Jan	January
2	Feb	February
3	Ma	March
4	Apr	April
5	May	May
6	Jun	June
7	Jul	July
8	Aug	August

9	Sep	September
10	Oct	October
11	Nov	November
12	Dec	December
13	con	^S13_13Option

- Don't Know
- Refuse
- Empty

- On Input
- On Output

Array:

Special Instructions: Only display answer options 13 (when applicable) and the 4 months that are the reference month through the current month. (ref_monthnum, two_monthnum, last_monthnum, and cur_monthnum)

Note: Blaise does not allow non-displayed options to be selected

Skip Instructions: Goto MEDPMTX

Instrument SAS Name: MEDPMTMO

Destination Data Set: EMDB

Sponsor Field Type: C

Report Section: 13A

Field

MEDPMTX
BTABLEA.BROW.MEDPMTX

Description: Total amount paid

Form Pane Label: Amount

SAS Name: MEDPMTX

Tag Name: MEDPMTX

Inherited Universe:

Universe: NOT (MDB_ITEM IN [NoMore95, NoMore99, DeleteLine]) AND MDB_ITEM <> EMPTY

Universe Description:

Question Text: ^Medpmtx_Fill ^HSAHRAFSA_Fill ^SalesTx_Fill

<u>Description</u>	<u>Amount</u>	<u>Month</u>
(MEDPDESC)	(MEDPMTX)	(MEDPMTMO)

Fills: Medpmtx_Fill

Instructions: IF (MEDPMTMO >= 1 AND MEDPMTMO <= 12 then fill "What was the total amount paid in ^S13Month_fill?"
ELSEIF MEDPMTMO = NONRESPONSE then fill "What was the total amount paid?"
ELSE fill "What is your monthly expense?"

Fills: S13Month_fill

Instructions: IF MEDPMTMO = 1 then fill 'January'
ELSEIF MEDPMTMO = 2 then fill 'February'
ELSEIF MEDPMTMO = 3 then fill 'March'
ELSEIF MEDPMTMO = 4 then fill 'April'
ELSEIF MEDPMTMO = 5 then fill 'May'
ELSEIF MEDPMTMO = 6 then fill 'June'
ELSEIF MEDPMTMO = 7 then fill 'July'
ELSEIF MEDPMTMO = 8 then fill 'August'
ELSEIF MEDPMTMO = 9 then fill 'September'
ELSEIF MEDPMTMO = 10 then fill 'October'
ELSEIF MEDPMTMO = 11 then fill 'November'
ELSEIF MEDPMTMO = 12 then fill 'December'

Fills: HSAHRAFSA_Fill

Instructions: IF INS_FLAG = 1 then fill "Include reimbursements from any consumer-driven

health plans such as Flexible Spending Accounts (FSA), Health Reimbursement Accounts (HRA), Health Savings Accounts (HSA), High Deductible Health Plans (HDHP), or Medical Savings Accounts (MSA)."

Fills: SalesTx_Fill

Instructions: If MDB_ITEM = 1 or MDB_ITEM = 2 or MDB_ITEM = 4 or MDB_ITEM = 5 or
MDB_ITEM = 6 then fill 'Please include sales tax if applicable.'

Type: Integer

Length: 7

Min: 1

Max: 999999

Don't Know
 Refuse
 Empty

On Input
 On Output

Store Instructions: IF MEDPMTX is in range or NONRESPONSE then set MEDPMTX_ = EMPTY

Array:

Special Instructions: Display a \$ and a comma, as needed, in the entry field.

Skip Instructions: 1-999999: IF MEDPMTX < SoftLowerLimit[MDB_ITEM] or
MEDPMTX > SoftUpperLimit[MDB_ITEM] AND
(MEDPMTMO <> 13) then goto ERR1_MEDPMTX

ELSEIF MDB_ITEM and MEDPMTX AND MEDPMTMO <> 13 for this record =
data on

the prechart/input AND (that prechart records
MEDPMTMO <> 13) then goto ERR_DUP

ELSE goto MDB_C

DK,RF: Goto MDB_C

Instrument SAS Name: MEDPMTX

Destination Data Set: EMDB

Sponsor Field Type: N

Report Section: 13A

Check

ERR1_MEDPMTX
BTABLEA.BROW.ERR1_MEDPMTX

Description: Out of Range Check

Inherited Universe:

Universe: (MEDPMTX < SoftLowerLimit[MDB_ITEM] or MEDPMTX >
SoftUpperLimit[MDB_ITEM])
AND MEDPMTX = RESPONSE AND MEDPMTMO = RESPONSE AND
MEDPMTMO <> 13

Universe Description:

Text: * THE VALUE ENTERED IS UNUSUALLY HIGH OR LOW

PLEASE VERIFY AND IF CORRECT, ENTER ITEM LEVEL NOTE

Check Instructions: IF suppressed then set MEDPMTX_ = 'A1'

Type: Soft

Skip Instructions: Suppress: Goto MDB_C

All others, go back to MEDPMTX

ERR_DUP

Check

BTABLEA.BROW.ERR_DUP

Description: Check for Possible Duplicate Reporting

Inherited Universe:

Universe: MEDPMTMO <> 13 AND MEDPMTX = RESPONSE AND
(MDB_ITEM and MEDPMTX equal any SCIF records MDB_ITEM and MEDPMTX
and that SCIF's record has MEDPMTMO <> 13)

Universe Description: Month is not 13 and amount is not DK/RF and (item and amount is the same as one
of the records on the SCIF and that SCIF record does not have Month = 13)

Text: ♦ This item appears to be the same as one reported last interview.

Please verify to avoid reporting.

If this is a duplicate item, enter 888 to delete the line.

Check Instructions:

Type: Soft

Skip Instructions: Suppress: Goto MDB_C

All others, go back to MEDPMTX

Field

MDB_C
BTABLEA.BROW.MDB_C

Description: Combined Expense

Form Pane Label: C

SAS Name:

Tag Name: MDB_C

Inherited Universe:

Universe: NOT (MDB_ITEM IN [NoMore95, NoMore99, DeleteLine]) AND MDB_ITEM <> EMPTY

Universe Description: All except MDB_ITEM = 95, 99, or 888

Question Text: * [Enter 'C' for a combined expense](#)

Type: String

Length: 1

- Don't Know
 Refuse
 Empty

- On Input
 On Output

Array:

Skip Instructions: C: Goto MDB_CMB

```
EMPTY: IF [(MDB_ITEM = 3, 4, 5, 6 or 10) and (RT10.POPGRP = 07 or 08)] OR  
        [(MDB_ITEM = 12 and MEDPNOUT= 2 and (RT10.POPGRP = 07 or 08)] OR  
        [(MDB_ITEM = 1 or 2) and (RT10.POPGRP = 11 or 12)] OR  
        [(MDB_ITEM = 1) and (RT10.POPGRP = 18)] OR  
        [(MDB_ITEM = 10) and (RT10.POPGRP = 19)]  
        then goto MDBSTORE
```

```
ELSE goto MDBMORE
```

```
IF anything other than 'C' or blank is entered then goto CK_C
```

Instrument SAS Name: MDB_C

Destination Data Set: EMDB

Report Section: 13A

Check

CK_C
BTABLEA.BROW.CK_C

Description: C field can only contain a 'C' or Empty

Inherited Universe:

Universe: MDB_C <> 'C' AND MDB_C <> EMPTY

Universe Description: MDB_C is something other than C or blank

Text: [✦ Not a Valid Entry](#)

Check Instructions:

Type: Hard

Skip Instructions: Go back to MDB_C

MDB_CMB

Field

BTABLEA.BROW.MDB_CMB

Description: COMBINED CODES

Form Pane Label: Combined Codes

SAS Name:

Tag Name: MDB_CMB

Inherited Universe:

Universe: MDB_C = 'C'

Universe Description:

Help Screen: H_S13

Question Text:  32-33 ? [F1]

What ^S13waswere ^S13Item_Fill combined with?

✦ Enter all that apply, separate with commas

<u>Description</u>	<u>Amount</u>	<u>Month</u>
(MEDPDESC)	(MEDPMTX)	(MEDPMTMO)

Fills: S13waswere

Instructions: IF MDB_ITEM = 1, 2, 3, 4, 5, 10, 12, or 13 then fill 'were'
ELSE fill 'was'

Fills: S13Item_Fill

Instructions: If MDB_ITEM = 1 then fill 'prescription drugs'
If MDB_ITEM = 2 then fill 'medical supplies or equipment'
If MDB_ITEM = 3 then fill 'eye exams, treatment, or surgery'
If MDB_ITEM = 4 then fill 'eyeglasses or contacts'
If MDB_ITEM = 5 then fill 'hearing aids'
If MDB_ITEM = 6 then fill 'dental care'
If MDB_ITEM = 7 then fill 'hospital inpatient or outpatient care'
If MDB_ITEM = 8 then fill 'urgent or other medical facility care'
If MDB_ITEM = 9 then fill 'convalescent or nursing home care'
If MDB_ITEM = 10 then fill 'doctor or specialist services'
If MDB_ITEM = 11 then fill 'mental health care'
If MDB_ITEM = 12 then fill 'other health professional services'
If MDB_ITEM = 13 then fill 'lab tests or imaging services'

Type: Set

Max Number of Values: 14

Length: 2

Answer List: TSec13CCItems

Value:	Mnemonic:	Description:
1	Drugs	Prescription drugs
2	MedSupply	Medical supplies or equipment for home use, either purchased or rented
3	Eye	Eye exams, treatment, or eye surgery
4	Glasses	Purchases of eyeglasses or contact lenses
5	HearAids	Purchase of hearing aids
6	Dental	Dental care
7	Hospital	Inpatient or outpatient care at hospitals, including scheduled procedures and emergency care
8	UrgentCare	Services at urgent care or other medical facilities
9	NursingHome	Care in convalescent or nursing homes
10	Doctor	Services by doctors and specialists, including general check-ups
11	Counsel	Services by mental health professionals and counselors
12	Other	Services by any other health professionals inside or outside the home
13	LabTest	Lab tests or imaging, not already reported
77	Misc	Misc. combined (unable to specify/DK)

- Don't Know
- Refuse
- Empty

- On Input
- On Output

Store Instructions: For each item selected in MDB_CMB, store the appropriate item code in MEDPCY1-MEDPCY14.

(the first entry in MDB_CMB should be recoded and stored in MEDPCY1, the 2nd entry in MEDPCY2, etc.)

Set as follows:

- IF MDB_CMB = 1 then set MEDPCYx = '620'
- IF MDB_CMB = 2 then set MEDPCYx = '645'
- IF MDB_CMB = 3 then set MEDPCYx = '110'
- IF MDB_CMB = 4 then set MEDPCYx = '120'
- IF MDB_CMB = 5 then set MEDPCYx = '610'
- IF MDB_CMB = 6 then set MEDPCYx = '200'
- IF MDB_CMB = 7 then set MEDPCYx = '330'
- IF MDB_CMB = 8 then set MEDPCYx = '525'
- IF MDB_CMB = 9 then set MEDPCYx = '520'
- IF MDB_CMB = 10 then set MEDPCYx = '420'

IF MDB_CMB = 11 then set MEDPCYx = '415'
IF MDB_CMB = 12 then set MEDPCYx = '410'
IF MDB_CMB = 13 then set MEDPCYx = '510'
IF MDB_CMB = 77 then set MEDPCYx = '900'

Array:

Skip Instructions: IF [(MDB_ITEM = 3, 4, 5, 6, or 10) and (RT10.POPGRP = 07 or 08)] OR
[MDB_ITEM = 12 and MEDPNOUT= 2 and (RT10.POPGRP = 07 or 08)] OR
[(MDB_ITEM = 1 or 2) and (RT10.POPGRP = 11 or 12)] OR
[(MDB_ITEM = 1) and (RT10.POPGRP = 18)] OR
[(MDB_ITEM = 10) and (RT10.POPGRP = 19)]
then goto MDBSTORE

ELSE goto MDBMORE

Instrument SAS Name: MDB_CMB

Destination Data Set: EMDB

Report Section: 13A

Field

MDBSTORE
BTABLEA.BROW.MDBSTORE

Description: Where Medical/Health Expenditures Purchased

Form Pane Label: Store

SAS Name: MDBSTORE

Tag Name: MDBSTORE

Inherited Universe:

Universe: [(MDB_ITEM = 3 or MDB_ITEM = 4 or MDB_ITEM = 5 or MDB_ITEM = 6 or
MDB_ITEM = 10) and
(VAL(Rt10.POPGRP) = 7 or VAL(Rt10.POPGRP) = 8)] OR
[MDB_ITEM = 12 and MEDPNOUT = Outside {2} and (VAL(Rt10.POPGRP) = 7 or
VAL(Rt10.POPGRP) = 8)] OR
[(MDB_ITEM = 1 or MDB_ITEM = 2) and (VAL(Rt10.POPGRP) = 11 or
VAL(Rt10.POPGRP) = 12)] OR
[(MDB_ITEM = 1) and (VAL(Rt10.POPGRP) = 18)] OR
[(MDB_ITEM = 10) and (VAL(Rt10.POPGRP) = 19)]

Universe Description: POPGRP 7 or 8 and MDB_ITEM = 3, 4, 5, 6 or 10
POPGRP 7 or 8 and MDB_ITEM = 12 and MEDPNOUT = 2
POPGRP 11 or 12 and MDB_ITEM = 1 or 2
POPGRP 18 and MDB_ITEM = 1
POPGRP 19 and MDB_ITEM = 10

Question Text: What is the name of the business ^Med_fill?

Fills: Med_fill

Instructions: IF MDB_ITEM = 3 or MDB_ITEM = 6 or MDB_ITEM = 10 or MDB_ITEM = 12 then
fill 'that provided this service'

ELSEIF MDB_ITEM = 1 or MDB_ITEM = 4 or MDB_ITEM = 5 then fill 'where this
was purchased'

Instructions:

ELSEIF MDB_ITEM = 2 then fill 'where this was purchased or rented'

Type: String

Length: 45

- Don't Know
- Refuse
- Empty

On Input
 On Output

Array:

Special Instructions: IF UPPERCASE ENTRY contains '.COM' then set MDBPURCH = 1 and "keep" and "show"

Skip Instructions: IF UPPERCASE ENTRY contains '.COM' then goto MDBMORE

ELSEIF ENTRY = DK or RF then goto MDBMORE

ELSE goto MDBPURCH

Instrument SAS Name: MDBSTORE

Destination Data Set: EMDB

Sponsor Field Type: C

Report Section: 13A

Date Implemented (YYYY-MM-DD): July 2018

Field

MDBPURCH
BTABLEA.BROW.MDBPURCH

Description: Purchased online or in person

Form Pane Label: Online

SAS Name: MDBPURCH

Tag Name: MDBPURCH

Inherited Universe:

Universe: MDBSTORE = RESPONSE AND UPPERCASE(MDBSTORE) does NOT contain
'COM'

Universe Description:

Question Text: Was this paid for -

Type: Enumerated

Length: 1

Answer List: TOnline

Value:	Mnemonic:	Description:
1	Online	Online?
2	InPerson	In person?
3	MailTel	By mail or telephone order?
4	Other	Other

- Don't Know
- Refuse
- Empty

- On Input
- On Output

Array:

Special Instructions: Answer list descriptions for options 1-3 should be bold black

Skip Instructions: 1,3,4,DK,RF: Goto MDBMORE

2: Goto MDBLOC

Instrument SAS Name: MDBPURCH

Destination Data Set: EMDB

Sponsor Field Type: C

Report Section: 13A

Date Implemented (YYYY-MM-DD): July 2018

Field

MDBLOC
BTABLEA.BROW.MDBLOC

Description: Purchase location - City

Form Pane Label: Location - City

SAS Name: MDBLOC

Tag Name: MDBLOC

Inherited Universe:

Universe: MDBPURCH = InPerson {2}

Universe Description: Purchased in person

Question Text: In what city is ^MDBSTORE_fill located?

Fills: MDBSTORE_fill

Instructions: Fill entry from MDBSTORE

Type: String

Length: 45

Don't Know
 Refuse
 Empty

On Input
 On Output

Array:

Skip Instructions: Goto MDBLOCST

Instrument SAS Name: MDBLOC

Destination Data Set: EMDB

Sponsor Field Type: C

Report Section: 13A

Date Implemented (YYYY-MM-DD): July 2018

MDBLOCST

Field

BTABLEA.BROW.MDBLOCST

Description: Purchase location - State

Form Pane Label: State

SAS Name: MDBLOCST

Tag Name: MDBLOCST

Inherited Universe:

Universe: MDBPURCH = InPerson {2}

Universe Description: Purchased in person

Help Screen: H_DESTCODE

Question Text: ? [F1]

In what state is ^MDBSTORE_fill located?

✦ [Enter the two character state abbreviation](#)

Fills: MDBSTORE_fill

Instructions: Fill entry from MDBSTORE

Type: String

Length: 2

Don't Know

Refuse

Empty

On Input

On Output

Array:

Special Instructions: Use answer type TState - STRING[2], display width 4

Skip Instructions: IF entry is not a valid state abbreviation then goto CK_MDBLOCST

ELSE goto MDBMORE

Instrument SAS Name: MDBLOCST

Destination Data Set: EMDB

Sponsor Field Type: C

Report Section: 13A

Date Implemented (YYYY-MM-DD): July 2018

CK_MDBLOCST

Check

BTABLEA.BROW.CK_MDBLOCST

Description: Not a valid state abbreviation

Inherited Universe:

Universe: (MDBLOCST is not a valid state abbreviation) AND MDBLOCST = RESPONSE

Universe Description: State abbreviation entered is not valid

Text: [✦ Not a valid state abbreviation](#)

Check Instructions:

Type: Hard

Skip Instructions: Go back to MDBLOCST

Field

MDBMORE
BTABLEA.BROW.MDBMORE

Description:

Form Pane Label: Any more

SAS Name:

Tag Name: MDBMORE

Inherited Universe:

Universe: NOT (MDB_ITEM IN [NoMore95, NoMore99, DeleteLine]) AND MDB_ITEM <> EMPTY

Universe Description:

Question Text: Did ^YOU_ANYMEM make any other payments for ^S13Item_Fill?

<u>Description</u>	<u>Amount</u>	<u>Month</u>
(MEDPDESC)	(MEDPMTX)	(MEDPMTMO)

Fills: YOU_ANYMEM

Instructions: IF NUMHOUSE = 1 then fill "you"
ELSE fill "you or any members of your household"

Fills: S13Item_Fill

Instructions: If MDB_ITEM = 1 then fill 'prescription drugs'
If MDB_ITEM = 2 then fill 'medical supplies or equipment'
If MDB_ITEM = 3 then fill 'eye exams, treatment, or surgery'
If MDB_ITEM = 4 then fill 'eyeglasses or contacts'
If MDB_ITEM = 5 then fill 'hearing aids'
If MDB_ITEM = 6 then fill 'dental care'
If MDB_ITEM = 7 then fill 'hospital inpatient or outpatient care'
If MDB_ITEM = 8 then fill 'urgent or other medical facility care'
If MDB_ITEM = 9 then fill 'convalescent or nursing home care'
If MDB_ITEM = 10 then fill 'doctor or specialist services'
If MDB_ITEM = 11 then fill 'mental health care'
If MDB_ITEM = 12 then fill 'other health professional services'
If MDB_ITEM = 13 then fill 'lab tests or imaging services'

Type: Enumerated

Length: 1

Answer List: TYesNo

Value:	Mnemonic:	Description:
1	Yes	Yes
2	No	No

- Don't Know
- Refuse
- Empty

- On Input
- On Output

Store Instructions: Set Record origin and Record status
IF MDBMORE = RESPONSE or MDBMORE = NONRESPONSE THEN
set MDB_ORIG = '1'

IF MEDPMTMO = current interview month then set MDB_STAT = '2'
ELSE set MDB_STAT = '1'

Array:

Special Instructions: IF MDBMORE = Yes {1} and row number <> 40 then prefill MDB_ITEM and MEDPDESC for the next row with the same information as the current row.

Skip Instructions: 1: IF ROW number = 40 then goto ERR_MAX
ELSE goto MDB_ITEM for the next row

2,DK,RF: IF ROW number = 40 then exit the table and goto S13_END
ELSE goto MDB_ITEM for the next row

Instrument SAS Name: MDBMORE

Destination Data Set: EMDB

Report Section: 13A

Check

ERR_MAX
BTABLEA.BROW.ERR_MAX

Description: Max Number of Rows Reached

Inherited Universe:

Universe: MDBMORE = Yes {1} AND (ROW number = 40)

Universe Description: Yes, there are more expenses, but there are no more empty rows in the grid

Text: ♦ [No more rows can be added.](#)

Check Instructions:

Type: Hard

Skip Instructions: Go back to MDBMORE

MEDPCARY

Field

BTABLEA.BROW.MEDPCARY

Description: 3 Digit Item Code

Form Pane Label:

SAS Name: MEDPCARY

Tag Name:

Inherited Universe:

Universe:

Universe Description:

Question Text:

Type: String

Length: 3

- Don't Know
- Refuse
- Empty

- On Input
- On Output

Array:

Special Instructions: NOTE: See MDB_ITEM for how to set this field.

Valid Values: 620, 645, 110, 140, 200, 330, 525, 520, 420, 415, 410, 510, 610

Instrument SAS Name: MEDPCARY

Destination Data Set: EMDB

Sponsor Field Type: C

Report Section: 13A

Field

MEDPCY1
BTABLEA.BROW.MEDPCY1

Description: Combined expense - code

Form Pane Label:

SAS Name: MEDPCY1

Tag Name:

Inherited Universe:

Universe:

Universe Description:

Question Text:

Type: String

Length: 3

Don't Know

Refuse

Empty

On Input

On Output

Array:

Special Instructions: NOTE: See MDB_CMB for how to set this field.

Valid Values: 620, 645, 110, 120, 200, 330, 525, 520, 420, 415, 410, 510, 900, 610

Instrument SAS Name: MEDPCY1

Destination Data Set: EMDB

Sponsor Field Type: C

Report Section: 13A

MEDPCY2

Field

BTABLEA.BROW.MEDPCY2

Description:

Form Pane Label:

SAS Name: MEDPCY2

Tag Name:

Inherited Universe:

Universe:

Universe Description:

Question Text:

Type: String

Length: 3

- Don't Know
- Refuse
- Empty

- On Input
- On Output

Array:

Special Instructions: NOTE: See MDB_CMB for how to set this field.

Valid Values: 620, 645, 110, 120, 200, 330, 525, 520, 420, 415, 410, 510, 900, 610

Instrument SAS Name: MEDPCY2

Destination Data Set: EMDB

Sponsor Field Type: C

Report Section: 13A

Field

MEDPCY3
BTABLEA.BROW.MEDPCY3

Description:

Form Pane Label:

SAS Name: MEDPCY3

Tag Name:

Inherited Universe:

Universe:

Universe Description:

Question Text:

Type: String

Length: 3

- Don't Know
- Refuse
- Empty

- On Input
- On Output

Array:

Special Instructions: NOTE: See MDB_CMB for how to set this field.

Valid Values: 620, 645, 110, 120, 200, 330, 525, 520, 420, 415, 410, 510, 900, 610

Instrument SAS Name: MEDPCY3

Destination Data Set: EMDB

Sponsor Field Type: C

Report Section: 13A

MEDPCY4

Field

BTABLEA.BROW.MEDPCY4

Description:

Form Pane Label:

SAS Name: MEDPCY4

Tag Name:

Inherited Universe:

Universe:

Universe Description:

Question Text:

Type: String

Length: 3

- Don't Know
- Refuse
- Empty

- On Input
- On Output

Array:

Special Instructions: NOTE: See MDB_CMB for how to set this field.

Valid Values: 620, 645, 110, 120, 200, 330, 525, 520, 420, 415, 410, 510, 900, 610

Instrument SAS Name: MEDPCY4

Destination Data Set: EMDB

Sponsor Field Type: C

Report Section: 13A

Field

MEDPCY5
BTABLEA.BROW.MEDPCY5

Description:

Form Pane Label:

SAS Name: MEDPCY5

Tag Name:

Inherited Universe:

Universe:

Universe Description:

Question Text:

Type: String

Length: 3

- Don't Know
- Refuse
- Empty

- On Input
- On Output

Array:

Special Instructions: NOTE: See MDB_CMB for how to set this field.

Valid Values: 620, 645, 110, 120, 200, 330, 525, 520, 420, 415, 410, 510, 900, 610

Instrument SAS Name: MEDPCY5

Destination Data Set: EMDB

Sponsor Field Type: C

Report Section: 13A

MEDPCY6

Field

BTABLEA.BROW.MEDPCY6

Description:

Form Pane Label:

SAS Name: MEDPCY6

Tag Name:

Inherited Universe:

Universe:

Universe Description:

Question Text:

Type: String

Length: 3

Don't Know

Refuse

Empty

On Input

On Output

Array:

Special Instructions: NOTE: See MDB_CMB for how to set this field.

Valid Values: 620, 645, 110, 120, 200, 330, 525, 520, 420, 415, 410, 510, 900, 610

Instrument SAS Name: MEDPCY6

Destination Data Set: EMDB

Sponsor Field Type: C

Report Section: 13A

Field

MEDPCY7
BTABLEA.BROW.MEDPCY7

Description:

Form Pane Label:

SAS Name: MEDPCY7

Tag Name:

Inherited Universe:

Universe:

Universe Description:

Question Text:

Type: String

Length: 3

Don't Know

Refuse

Empty

On Input

On Output

Array:

Special Instructions: NOTE: See MDB_CMB for how to set this field.

Valid Values: 620, 645, 110, 120, 200, 330, 525, 520, 420, 415, 410, 510, 900, 610

Instrument SAS Name: MEDPCY7

Destination Data Set: EMDB

Sponsor Field Type: C

Report Section: 13A

MEDPCY8

Field

BTABLEA.BROW.MEDPCY8

Description:

Form Pane Label:

SAS Name: MEDPCY8

Tag Name:

Inherited Universe:

Universe:

Universe Description:

Question Text:

Type: String

Length: 3

- Don't Know
- Refuse
- Empty

- On Input
- On Output

Array:

Special Instructions: NOTE: See MDB_CMB for how to set this field.

Valid Values: 620, 645, 110, 120, 200, 330, 525, 520, 420, 415, 410, 510, 900, 610

Instrument SAS Name: MEDPCY8

Destination Data Set: EMDB

Sponsor Field Type: C

Report Section: 13A

Field

MEDPCY9
BTABLEA.BROW.MEDPCY9

Description:

Form Pane Label:

SAS Name: MEDPCY9

Tag Name:

Inherited Universe:

Universe:

Universe Description:

Question Text:

Type: String

Length: 3

- Don't Know
- Refuse
- Empty

- On Input
- On Output

Array:

Special Instructions: NOTE: See MDB_CMB for how to set this field.

Valid Values: 620, 645, 110, 120, 200, 330, 525, 520, 420, 415, 410, 510, 900, 610

Instrument SAS Name: MEDPCY9

Destination Data Set: EMDB

Sponsor Field Type: C

Report Section: 13A

MEDPCY10

Field

BTABLEA.BROW.MEDPCY10

Description:

Form Pane Label:

SAS Name:

Tag Name:

Inherited Universe:

Universe:

Universe Description:

Question Text:

Type: String

Length: 3

Don't Know

Refuse

Empty

On Input

On Output

Array:

Special Instructions: NOTE: See MDB_CMB for how to set this field.

Valid Values: 620, 645, 110, 120, 200, 330, 525, 520, 420, 415, 410, 510, 900, 610

Instrument SAS Name: MEDPCY10

Destination Data Set: EMDB

Sponsor Field Type: C

Report Section: 13A

Sponsor Edits: Dropped from BLSOUT June 2019

Field

MEDPCY11
BTABLEA.BROW.MEDPCY11

Description:

Form Pane Label:

SAS Name:

Tag Name:

Inherited Universe:

Universe:

Universe Description:

Question Text:

Type: String

Length: 3

Don't Know

Refuse

Empty

On Input

On Output

Array:

Special Instructions: NOTE: See MDB_CMB for how to set this field.

Valid Values: 620, 645, 110, 120, 200, 330, 525, 520, 420, 415, 410, 510, 900, 610

Instrument SAS Name: MEDPCY11

Destination Data Set: EMDB

Sponsor Field Type: C

Report Section: 13A

Sponsor Edits: Dropped from BLSOUT June 2019

MEDPCY12

Field

BTABLEA.BROW.MEDPCY12

Description:

Form Pane Label:

SAS Name:

Tag Name:

Inherited Universe:

Universe:

Universe Description:

Question Text:

Type: String

Length: 3

Don't Know

Refuse

Empty

On Input

On Output

Array:

Special Instructions: NOTE: See MDB_CMB for how to set this field.

Valid Values: 620, 645, 110, 120, 200, 330, 525, 520, 420, 415, 410, 510, 900, 610

Instrument SAS Name: MEDPCY12

Destination Data Set: EMDB

Sponsor Field Type: C

Report Section: 13A

Sponsor Edits: Dropped from BLSOUT June 2019

Field

MEDPCY13
BTABLEA.BROW.MEDPCY13

Description:

Form Pane Label:

SAS Name:

Tag Name:

Inherited Universe:

Universe:

Universe Description:

Question Text:

Type: String

Length: 3

- Don't Know
- Refuse
- Empty

- On Input
- On Output

Array:

Special Instructions: NOTE: See MDB_CMB for how to set this field.

Valid Values: 620, 645, 110, 120, 200, 330, 525, 520, 420, 415, 410, 510, 900, 610

Instrument SAS Name: MEDPCY13

Destination Data Set: EMDB

Sponsor Field Type: C

Report Section: 13A

Sponsor Edits: Dropped from BLSOUT June 2019

MEDPCY14

Field

BTABLEA.BROW.MEDPCY14

Description:

Form Pane Label:

SAS Name:

Tag Name:

Inherited Universe:

Universe:

Universe Description:

Question Text:

Type: String

Length: 3

Don't Know

Refuse

Empty

On Input

On Output

Array:

Special Instructions: NOTE: See MDB_CMB for how to set this field.

Valid Values: 620, 645, 110, 120, 200, 330, 525, 520, 420, 415, 410, 510, 900, 610

Instrument SAS Name: MEDPCY14

Destination Data Set: EMDB

Sponsor Field Type: C

Report Section: 13A

Sponsor Edits: Dropped from BLSOUT June 2019

Field

MEDPMTX_
BTABLEA.BROW.MEDPMTX_

Description: Range edit flag for MEDPMTX

Form Pane Label:

SAS Name: MEDPMTX_

Tag Name:

Inherited Universe:

Universe:

Universe Description:

Question Text:

Type: String

Length: 2

- Don't Know
- Refuse
- Empty

- On Input
- On Output

Array:

Special Instructions: NOTE: See ERR1_MEDPMTX for how to set this field.

Valid Values: A1 = Range edit failed
(ERR1 check was suppressed)

Blank = Range edit passed

Instrument SAS Name: MEDPMTX_

Destination Data Set: EMDB

Sponsor Field Type: C

Report Section: 13A

Sponsor Edits: FLAG

MDB_STAT

Field

BTABLEA.BROW.MDB_STAT

Description: Record status

Form Pane Label:

SAS Name: REC_STAT

Tag Name:

Inherited Universe:

Universe:

Universe Description:

Question Text:

Type: String

Length: 1

Don't Know

Refuse

Empty

On Input

On Output

Array:

Special Instructions: NOTE: See MDBMORE for how to set this field

Valid Values: 1 = Active Record

2 = Current month Record

3 = Inactive Record {set in processing}

Instrument SAS Name: MDB_STAT

Destination Data Set: EMDB

Sponsor Field Type: C

Report Section: 13A

Field

MDB_ORIG
BTABLEA.BROW.MDB_ORIG

Description: Record origin

Form Pane Label:

SAS Name: REC_ORIG

Tag Name:

Inherited Universe:

Universe:

Universe Description:

Question Text:

Type: String

Length: 1

- Don't Know
- Refuse
- Empty

- On Input
- On Output

Array:

Special Instructions: NOTE: See MDBMORE for how to set this field

Valid Values: 1 = Data from current month interview
2 = Data reported in previous quarter

Instrument SAS Name: MDB_ORIG

Destination Data Set: EMDB

Sponsor Field Type: C

Report Section: 13A

S13_END

S13_END

Field

Description: End of Section 13

Form Pane Label:

SAS Name:

Tag Name:

Inherited Universe:

Universe: MDB_ITEM = 99 OR (the table is full)

Universe Description:

Question Text: ** Not Displayed **

Type: Classification

Length: 0

- Don't Know
- Refuse
- Empty

- On Input
- On Output

Store Instructions: IF MDB_ITEM = NoMore99 {99} OR (the table is full) THEN
 set S13_END = Yes
ELSE set S13_END = No
ENDIF

Array:

Skip Instructions: Goto LP13_Flag

Report Section: 13A

Field

LP13_Flag
LP13_Flag

Description:

Form Pane Label:

SAS Name:

Tag Name:

Inherited Universe:

Universe: S13_END = 'Yes'

Universe Description: Section 13 is complete

Question Text:

Type: Enumerated

Length: 1

Answer List: TYesNo

Value:	Mnemonic:	Description:
1	Yes	Yes
2	No	No

- Don't Know
- Refuse
- Empty

- On Input
- On Output

Store Instructions: FOR I:= 1-13 DO {# of ITEM answer options}
 LP13_Flag[I] = 2
END DO

```
FOR I:= 1 TO 40 DO {Max # of rows for the table}
  IF BSect13.BtableA.Brow[I].MDB_ITEM = 1 THEN LP13_Flag[1] := 1
  ELSEIF BSect13.BtableA.BROW[I].MDB_ITEM = 2 THEN LP13_Flag[2] := 1
  ELSEIF BSect13.BtableA.BROW[I].MDB_ITEM = 3 THEN LP13_Flag[3] := 1
  ELSEIF BSect13.BtableA.BROW[I].MDB_ITEM = 4 THEN LP13_Flag[4] := 1
  ELSEIF BSect13.BtableA.BROW[I].MDB_ITEM = 5 THEN LP13_Flag[5] := 1
  ELSEIF BSect13.BtableA.BROW[I].MDB_ITEM = 6 THEN LP13_Flag[6] := 1
  ELSEIF BSect13.BtableA.BROW[I].MDB_ITEM = 10 THEN LP13_Flag[10] := 1
  ELSEIF BSect13.BtableA.BROW[I].MDB_ITEM = 12 THEN LP13_Flag[12] := 1
```

END
END DO

Array:

Number of Elements: 13

Skip Instructions: Goto S13_Sectcomp

Instrument SAS Name: LP13_Flag

Destination Data Set: EMDB

Sponsor Field Type: N

Report Section: 13A

Date Implemented (YYYY-MM-DD): April 2019

Field

S13_Sectcomp
S13_Sectcomp

Description: End of Section 13

Form Pane Label:

SAS Name:

Tag Name:

Inherited Universe:

Universe:

Universe Description: ALL

Question Text:

Type: Classification

Length: 0

- Don't Know
- Refuse
- Empty

- On Input
- On Output

Store Instructions: Set section complete flag - SECTCOMP(13):

IF S13_END = 'Yes' then set SECTCOMP[13] = 'Yes'
ELSE set SECTCOMP[13] = 'No'

Array:

Skip Instructions: Exit block and goto Section 14 - BSECT14

Report Section: 13

BSECT14

BSECT14

Block

Description: Insurance Other Than Health

Tab Name: S14

Fly Over Name: S14 - Non-Health Insurance

Universe Type: If

Inherited Universe:

Universe: bFront.START <> Transmit {3} AND bFront.START <> Quit {4} AND bFront.START <> Noninterview {5} AND bFront.REPLACE_HH <> Yes {1} AND bFront.REPLACE_SPAWN <> Continue {1} AND CE_INTRO = Continue {1} AND SECTCOMP[3] = Yes {1}

Universe Description: section 3 must be complete

Array:

Block Instructions:

Field

S14A1_INTRO
S14A1_INTRO

Description: Introduction

Form Pane Label:

SAS Name:

Tag Name: S14A1_INTRO

Inherited Universe:

Universe:

Universe Description:

Question Text: Now I am going to ask about your non-health insurance policies.
^S14aIntro

[Policy|Insurance](#) | [Insurance|Paid|Payroll](#) | [Payment|Paid](#)
[|Time](#)
[Number|Description|Type|Company](#) | [By](#) | [Deduction|Period](#)
[|Total|Period](#) | [Payment](#)

Fills: S14aIntro

Instructions: If INTNMBR = 1 then fill "Include policies paid by your household for someone outside your household."

Type: Enumerated

Length: 1

Answer List: TContinue

Value:	Mnemonic:	Description:
1	Continue	Enter 1 to Continue

- Don't Know
- Refuse
- Empty

- On Input
- On Output

Array:

Skip Instructions: IF there are any active Policies listed on the inventory

chart (8500.PLCYSTAB <> 1) then goto BSect14A Block

ELSE goto S14A_END

Instrument SAS Name: S14A1_INTRO

Destination Data Set: EINA

Report Section: 14A

Block

BSECT14AROW
BSECT14AROW

Description: Section 14, Part A - Insurance Inventory Questions

Tab Name:

Fly Over Name:

Universe Type: While

Inherited Universe:

Universe: 8500.PLCYSTAB <> 1

Universe Description: Ask the questions in this block for all policies on the prechart where 850023.plcystab does not equal 1

Array:

Block Instructions: Section Header: Section 14, Part A - Insurance Inventory Questions

POLICYIB

Field

BSECT14AROW.POLICYIB

Description: Policy number

Form Pane Label: Policy #

SAS Name:

Tag Name:

Inherited Universe:

Universe:

Universe Description:

Question Text: ** SHOW VARIABLE **

Type: Integer

Length: 2

Min: 1

Max: 99

- Don't Know
- Refuse
- Empty

- On Input
- On Output

Array:

Special Instructions: NOTE: Set from inventory block (InvTdata.Inv14)
(See BSECT14 block instructions)

Instrument SAS Name: POLICYIB

Report Section: 14A

Field

INDESC
BSECT14AROW.INDESC

Description: Type of insurance - SHOW ONLY

Form Pane Label: Insurance desc

SAS Name:

Tag Name:

Inherited Universe:

Universe:

Universe Description:

Question Text: ** SHOW Variable **

Type: String

Length: 30

- Don't Know
- Refuse
- Empty

- On Input
- On Output

Array:

Special Instructions: NOTE: Set from inventory block (InvTdata.Inv14)
(See BSECT14 block instructions)

Instrument SAS Name: INDESC

Report Section: 14A

INSCOMP

Field

BSECT14AROW.INSCOMP

Description: Name of the insurance company - SHOW ONLY

Form Pane Label: Insurance comp

SAS Name:

Tag Name:

Inherited Universe:

Universe:

Universe Description:

Question Text: ** SHOW Variable **

Type: String

Length: 30

- Don't Know
- Refuse
- Empty

- On Input
- On Output

Array:

Special Instructions: NOTE: Set from inventory block (InvTdata.Inv14)
(See BSECT14 block instructions)

Instrument SAS Name: INSCOMP

Report Section: 14A

Field

TYPE_F
BSECT14AROW.TYPE_F

Description: Type of policy - SHOW ONLY

Form Pane Label: Type

SAS Name:

Tag Name:

Inherited Universe:

Universe:

Universe Description:

Question Text: ** SHOW ONLY Field **

Type: String

Length: 21

Don't Know

Refuse

Empty

On Input

On Output

Store Instructions: Prefill with Type of insurance:

IF POLICYYP = 100 then prefill 'Life/disability'

IF POLICYYP = 200 then prefill 'Auto/vehicle'

IF POLICYYP = 300 then prefill 'Homeowners' '

IF POLICYYP = 400 then prefill 'Renters' '

IF POLICYYP = 500 then prefill 'Other'

Array:

Report Section: 14A

PLCYSTIL

Field

BSECT14AROW.PLCYSTIL

Description: Do you still have this policy

Form Pane Label: Still have?

SAS Name: PLCYSTIL

Tag Name: PLCYSTIL

Inherited Universe:

Universe:

Universe Description: This is an active (not-deleted) policy

Question Text: Do ^YOU_ANYMEM still have or make payments for the ^PLCYSTIL_Fill insurance policy from ^8500INSCOMP?

[Policy|Insurance](#) | [Insurance|Paid|Payroll](#) | [Payment|Paid](#)
[|Time](#)
[Number|Description|Type|Company](#) | [By](#) | [Deduction|Period](#)
[|Total|Period](#) | [Payment](#)

Fills: YOU_ANYMEM

Instructions: IF NUMHOUSE = 1 then fill "you"
ELSE fill "you or any members of your household"

Fills: PLCYSTIL_Fill

Instructions: Fill entry in 8500.INSDESC

Fills: 8500INSCOMP

Instructions: Fill entry in 8500.INSCOMP

Type: Enumerated

Length: 1

Answer List: TYesNo

Value:	Mnemonic:	Description:
1	Yes	Yes
2	No	No

- Don't Know
- Refuse

Empty

On Input
 On Output

Array:

Skip Instructions: IF 8500.PREMYOU = 2 then goto S14A_END
ELSE goto INSEX3A

Instrument SAS Name: PLCYSTIL

Destination Data Set: EINB

Sponsor Field Type: C

Report Section: 14A

INSEX3A

Field

BSECT14AROW.INSEX3A

Description: Have you had any expenses for this policy

Form Pane Label: Any expenses

SAS Name: INSEX3A

Tag Name: INSEX3A

Inherited Universe:

Universe: PLCYSTIL <> EMPTY AND (850023.PREMYOU = Yes {1} or 850023.PREMYOU = NONRESPONSE)

Universe Description:

Question Text: Since the first of ^REF_MONTH not including this month, have you had any expenses for this policy?

[Policy](#) | [Insurance](#) | | [Insurance](#) | [Paid](#) | [Payroll](#) | [Payment](#) | [Paid](#)
| [Time](#)
[Number](#) | [Description](#) | [Type](#) | [Company](#) | [By](#) | [Deduction](#) | [Period](#)
| [Total](#) | [Period](#) | [Payment](#)

Fills: REF_MONTH

Instructions: Set REF_MONTH = 3 months before the interview.

Calculated by taking the INTPER from record type 10 to come up with the base month to start from.

Type: Enumerated

Length: 1

Answer List: TYesNo

Value:	Mnemonic:	Description:
1	Yes	Yes
2	No	No

- Don't Know
- Refuse
- Empty

- On Input
- On Output

Array:

Skip Instructions: 1: IF I_INSRPMPD = 1-9 then goto INSLSTTM
ELSE goto INSRPMPA

2,DK,RF: Goto S14A_END

Instrument SAS Name: INSEX3A

Destination Data Set: EINB

Sponsor Field Type: C

Report Section: 14A

INSLSTTM

Field

BSECT14AROW.INSLSTTM

Description: Verify previous payment periodicity

Form Pane Label: Verify Prev Periodicity

SAS Name: INSLSTTM

Tag Name: INSLSTTM

Inherited Universe:

Universe: INSEX3A = Yes {1} AND I_INSRPMPD = RESPONSE AND I_INSRPMPD <> 10

Universe Description:

Question Text: Last time, I recorded that payments are made ^INS_PERIODICITY.
Is that still correct?

[Policy|Insurance](#) | [Insurance|Paid|Payroll](#) | [Payment|Paid](#)
[|Time](#)
[Number|Description|Type|Company](#) | [By](#) | [Deduction|Period](#)
[|Total|Period|Payment](#)

Fills: INS_PERIODICITY

Instructions: IF I_INSRPMPD = 1 then fill "once a week"
ELSEIF I_INSRPMPD = 2 then fill "once every 2 weeks"
ELSEIF I_INSRPMPD = 3 then fill "twice a month"
ELSEIF I_INSRPMPD = 4 then fill "once a month"
ELSEIF I_INSRPMPD = 5 then fill "every 2 months"
ELSEIF I_INSRPMPD = 6 then fill "every 3 months"
ELSEIF I_INSRPMPD = 7 then fill "every 4 months"
ELSEIF I_INSRPMPD = 8 then fill "every 6 months"
ELSEIF I_INSRPMPD = 9 then fill "once a year"

Type: Enumerated

Length: 1

Answer List: TYesNo

Value:	Mnemonic:	Description:
1	Yes	Yes
2	No	No

Don't Know

Refuse
 Empty

On Input
 On Output

Array:

Skip Instructions: 1: Goto INSREGXA

2,DK,RF: Goto INSRPMPA

Instrument SAS Name: INSLSTTM

Destination Data Set: EINB

Sponsor Field Type: C

Report Section: 14A

Date Implemented (YYYY-MM-DD): April 2017

INSRPMPA

Field

BSECT14AROW.INSRPMPA

Description: How often payments made

Form Pane Label: Periodicity

SAS Name: INSRPMPA

Tag Name: INSRPMPA

Inherited Universe:

Universe: INSLSTTM = No {2} OR INSLSTTM = NONRESPONSE OR
 ((I_INSRPMPD = 10 or I_INSRPMPD = EMPTY or I_INSRPMPD = NONRESPONSE)
 and INSEX3A = Yes {1})

Universe Description:

Question Text: How often are payments made^INSAnypd_fill

[Policy](#) | [Insurance](#) | [Insurance](#) | [Paid](#) | [Payroll](#) | [Payment](#) | [Paid](#) | [Time](#)
[Number](#) | [Description](#) | [Type](#) | [Company](#) | [By](#) | [Deduction](#) | [Period](#) | [Total](#) | [Period](#)
[Payment](#)

Fills: INSAnypd_fill

Instructions: IF I_PAYDEDPR = 1 then fill " including payroll deductions?"
 Else fill "?"

Type: Enumerated

Length: 2

Answer List: TPERIOD

Value:	Mnemonic:	Description:
1	Wkly	Once a week
2	Biwkly	Once every 2 weeks
3	TwcMonth	Twice a month
4	Mnthly	Once a month
5	Months	Every 2 months
6	Qtrly	Quarterly (every 3 months)
7	4Months	Once every 4 months
8	6Months	Twice a year (every 6 months)
9	Yrly	Once a year

10	Other	Other
----	-------	-------

- Don't Know
- Refuse
- Empty

- On Input
- On Output

Array:

Skip Instructions: 1-9: Goto INSREGXA

10,DK,RF: Goto INSEX3AX

Instrument SAS Name: INSRPMPA

Destination Data Set: EINB

Sponsor Field Type: C

Report Section: 14A

Date Implemented (YYYY-MM-DD): April 2017

INSREGXA

Field

BSECT14AROW.INSREGXA

Description: Amount currently paid?

Form Pane Label: Amount Paid

SAS Name: INSREGXA

Tag Name: INSREGXA

Inherited Universe:

Universe: (INSRPMPA = RESPONSE and INSRPMPA <> 10) OR INSLSTTM = Yes {1}

Universe Description:

Question Text: What is the amount currently paid^INS_Periodicity2

[Policy|Insurance](#) | [Insurance|Paid|Payroll](#) | [Payment|Paid](#)
[|Time](#)
[Number|Description|Type|Company](#) | [By](#) | [Deduction|Period](#)
[|Total|Period|Payment](#)

Fills: INS_Periodicity2

Instructions: IF (INSLSTTM = 1 and I_INSRPMPD = 1) or (INSRPMPA = 1) then fill "Â·once a week?"

ELSEIF (INSLSTTM = 1 and I_INSRPMPD = 2) or (INSRPMPA = 2) then fill "Â·once every 2 weeks?"

ELSEIF (INSLSTTM = 1 and I_INSRPMPD = 3) or (INSRPMPA = 3) then fill "Â·twice a month?"

ELSEIF (INSLSTTM = 1 and I_INSRPMPD = 4) or (INSRPMPA = 4) then fill "Â·once a month?"

ELSEIF (INSLSTTM = 1 and I_INSRPMPD = 5) or (INSRPMPA = 5) then fill "Â·every 2 months?"

ELSEIF (INSLSTTM = 1 and I_INSRPMPD = 6) or (INSRPMPA = 6) then fill "Â·every 3 months?"

ELSEIF (INSLSTTM = 1 and I_INSRPMPD = 7) or (INSRPMPA = 7) then fill "Â·every 4 months?"

ELSEIF (INSLSTTM = 1 and I_INSRPMPD = 8) or (INSRPMPA = 8) then fill "Â·every 6 months?"

ELSEIF (INSLSTTM = 1 and I_INSRPMPD = 9) or (INSRPMPA = 9) then fill "Â·once a year?"

ELSE fill "?"

Type: Integer

Length: 6

Min: 1
Max: 99999

- Don't Know
- Refuse
- Empty

- On Input
- On Output

Store Instructions: IF INSREGXA is in range or NONRESPONSE then Set INSR_GXA = EMPTY

Array:

Special Instructions: Display a \$ and comma in the entry field

Skip Instructions: IF INSREGXA = 1 or 2 then goto ERR1_INSREGXA

```
ELSEIF POLICYB = 100 and  
[ (((INSLSTTM = 1 and I_INSRPMPD = 1) or INSRPMPA = 1) and INSREGXA > 120)  
or  
(((INSLSTTM = 1 and I_INSRPMPD = 2) or INSRPMPA = 2) and INSREGXA > 61) or  
  
(((INSLSTTM = 1 and I_INSRPMPD = 3) or INSRPMPA = 3) and INSREGXA > 300)  
or  
(((INSLSTTM = 1 and I_INSRPMPD = 4) or INSRPMPA = 4) and INSREGXA > 1120)  
or  
(((INSLSTTM = 1 and I_INSRPMPD = 5) or INSRPMPA = 5) and INSREGXA > 1120)  
or  
(((INSLSTTM = 1 and I_INSRPMPD = 6) or INSRPMPA = 6) and INSREGXA > 3999)  
or  
(((INSLSTTM = 1 and I_INSRPMPD = 7) or INSRPMPA = 7) and INSREGXA > 3999)  
or  
(((INSLSTTM = 1 and I_INSRPMPD = 8) or INSRPMPA = 8) and INSREGXA > 3999)  
or  
(((INSLSTTM = 1 and I_INSRPMPD = 9) or INSRPMPA = 9) and INSREGXA > 6628)  
] then goto ERR1_INSREGXA
```

```
ELSEIF POLICYB = 200 and  
[ (((INSLSTTM = 1 and I_INSRPMPD = 1) or INSRPMPA = 1) and INSREGXA > 299)  
or  
(((INSLSTTM = 1 and I_INSRPMPD = 2) or INSRPMPA = 2) and INSREGXA > 299)  
or  
(((INSLSTTM = 1 and I_INSRPMPD = 3) or INSRPMPA = 3) and INSREGXA > 299)  
or  
(((INSLSTTM = 1 and I_INSRPMPD = 4) or INSRPMPA = 4) and INSREGXA > 700)  
or
```

```
((((INSLSTTM = 1 and I_INSRPMPD = 5) or INSRPMPA = 5) and INSREGXA > 700)
or
(((INSLSTTM = 1 and I_INSRPMPD = 6) or INSRPMPA = 6) and INSREGXA > 1500)
or
(((INSLSTTM = 1 and I_INSRPMPD = 7) or INSRPMPA = 7) and INSREGXA > 1500)
or
(((INSLSTTM = 1 and I_INSRPMPD = 8) or INSRPMPA = 8) and INSREGXA > 3409)
or
(((INSLSTTM = 1 and I_INSRPMPD = 9) or INSRPMPA = 9) and INSREGXA > 4200)
] then goto ERR1_INSREGXA
```

```
ELSEIF POLICYYYB = 300 and
[ (((INSLSTTM = 1 and I_INSRPMPD = 1) or INSRPMPA = 1) and INSREGXA > 99)
or
(((INSLSTTM = 1 and I_INSRPMPD = 2) or INSRPMPA = 2) and INSREGXA > 99) or

(((INSLSTTM = 1 and I_INSRPMPD = 3) or INSRPMPA = 3) and INSREGXA > 99) or

(((INSLSTTM = 1 and I_INSRPMPD = 4) or INSRPMPA = 4) and INSREGXA > 798)
or
(((INSLSTTM = 1 and I_INSRPMPD = 5) or INSRPMPA = 5) and INSREGXA > 798)
or
(((INSLSTTM = 1 and I_INSRPMPD = 6) or INSRPMPA = 6) and INSREGXA > 1576)
or
(((INSLSTTM = 1 and I_INSRPMPD = 7) or INSRPMPA = 7) and INSREGXA > 1576)
or
(((INSLSTTM = 1 and I_INSRPMPD = 8) or INSRPMPA = 8) and INSREGXA > 3180)
or
(((INSLSTTM = 1 and I_INSRPMPD = 9) or INSRPMPA = 9) and INSREGXA > 6170)
] then goto ERR1_INSREGXA
```

```
ELSEIF POLICYYYB = 400 and
[ (((INSLSTTM = 1 and I_INSRPMPD = 1) or INSRPMPA = 1) and INSREGXA > 11)
or
(((INSLSTTM = 1 and I_INSRPMPD = 2) or INSRPMPA = 2) and INSREGXA > 29) or

(((INSLSTTM = 1 and I_INSRPMPD = 3) or INSRPMPA = 3) and INSREGXA > 29) or

(((INSLSTTM = 1 and I_INSRPMPD = 4) or INSRPMPA = 4) and INSREGXA > 461)
or
(((INSLSTTM = 1 and I_INSRPMPD = 5) or INSRPMPA = 5) and INSREGXA > 461)
or
(((INSLSTTM = 1 and I_INSRPMPD = 6) or INSRPMPA = 6) and INSREGXA > 461)
or
(((INSLSTTM = 1 and I_INSRPMPD = 7) or INSRPMPA = 7) and INSREGXA > 461)
or
(((INSLSTTM = 1 and I_INSRPMPD = 8) or INSRPMPA = 8) and INSREGXA > 461)
```

```
or
(((INSLSTTM = 1 and I_INSRPMPD = 9) or INSRPMPA = 9) and INSREGXA > 798) ]
then goto ERR1_INSREGXA

ELSEIF POLICYYPB = 500 and
[ (((INSLSTTM = 1 and I_INSRPMPD = 1) or INSRPMPA = 1) and INSREGXA > 50)
or
(((INSLSTTM = 1 and I_INSRPMPD = 2) or INSRPMPA = 2) and INSREGXA > 60) or

(((INSLSTTM = 1 and I_INSRPMPD = 3) or INSRPMPA = 3) and INSREGXA > 85) or

(((INSLSTTM = 1 and I_INSRPMPD = 4) or INSRPMPA = 4) and INSREGXA > 250)
or
(((INSLSTTM = 1 and I_INSRPMPD = 5) or INSRPMPA = 5) and INSREGXA > 280)
or
(((INSLSTTM = 1 and I_INSRPMPD = 6) or INSRPMPA = 6) and INSREGXA > 497)
or
(((INSLSTTM = 1 and I_INSRPMPD = 7) or INSRPMPA = 7) and INSREGXA > 497)
or
(((INSLSTTM = 1 and I_INSRPMPD = 8) or INSRPMPA = 8) and INSREGXA > 986)
or
(((INSLSTTM = 1 and I_INSRPMPD = 9) or INSRPMPA = 9) and INSREGXA > 3837)
] then goto ERR1_INSREGXA

ELSE goto S14A_END
```

Instrument SAS Name: INSREGXA

Destination Data Set: EINB

Sponsor Field Type: N

Report Section: 14A

Date Implemented (YYYY-MM-DD): April 2017

ERR1_INSREGXA

Check

BSECT14AROW.ERR1_INSREGXA

Description: Out of Range Check

Inherited Universe:

Universe: INSREGXA = RESPONSE AND [INSREGXA = 1 OR INSREGXA = 2 OR
[(POLICYYP = 100 and
(((INSLSTTM = 1 and I_INSRPMPD = 1) or INSRPMPA = 1) and INSREGXA > 120)
or
(((INSLSTTM = 1 and I_INSRPMPD = 2) or INSRPMPA = 2) and INSREGXA > 61)
or
(((INSLSTTM = 1 and I_INSRPMPD = 3) or INSRPMPA = 3) and INSREGXA > 300)
or
(((INSLSTTM = 1 and I_INSRPMPD = 4) or INSRPMPA = 4) and INSREGXA >
1120) or
(((INSLSTTM = 1 and I_INSRPMPD = 5) or INSRPMPA = 5) and INSREGXA >
1120) or
(((INSLSTTM = 1 and I_INSRPMPD = 6) or INSRPMPA = 6) and INSREGXA >
3999) or
(((INSLSTTM = 1 and I_INSRPMPD = 7) or INSRPMPA = 7) and INSREGXA >
3999) or
(((INSLSTTM = 1 and I_INSRPMPD = 8) or INSRPMPA = 8) and INSREGXA >
3999) or
(((INSLSTTM = 1 and I_INSRPMPD = 9) or INSRPMPA = 9) and INSREGXA >
6628))) OR

(POLICYYP = 200 and
(((INSLSTTM = 1 and I_INSRPMPD = 1) or INSRPMPA = 1) and INSREGXA > 299)
or
(((INSLSTTM = 1 and I_INSRPMPD = 2) or INSRPMPA = 2) and INSREGXA > 299)
or
(((INSLSTTM = 1 and I_INSRPMPD = 3) or INSRPMPA = 3) and INSREGXA > 299)
or
(((INSLSTTM = 1 and I_INSRPMPD = 4) or INSRPMPA = 4) and INSREGXA > 700)
or
(((INSLSTTM = 1 and I_INSRPMPD = 5) or INSRPMPA = 5) and INSREGXA > 700)
or
(((INSLSTTM = 1 and I_INSRPMPD = 6) or INSRPMPA = 6) and INSREGXA >
1500) or
(((INSLSTTM = 1 and I_INSRPMPD = 7) or INSRPMPA = 7) and INSREGXA >
1500) or
(((INSLSTTM = 1 and I_INSRPMPD = 8) or INSRPMPA = 8) and INSREGXA >
3409) or
(((INSLSTTM = 1 and I_INSRPMPD = 9) or INSRPMPA = 9) and INSREGXA >
4200))) OR

(POLICYYB = 300 and
((((INSLSTTM = 1 and I_INSRPMPD = 1) or INSRPMPA = 1) and INSREGXA > 99)
or
(((INSLSTTM = 1 and I_INSRPMPD = 2) or INSRPMPA = 2) and INSREGXA > 99)
or
(((INSLSTTM = 1 and I_INSRPMPD = 3) or INSRPMPA = 3) and INSREGXA > 99)
or
(((INSLSTTM = 1 and I_INSRPMPD = 4) or INSRPMPA = 4) and INSREGXA > 798)
or
(((INSLSTTM = 1 and I_INSRPMPD = 5) or INSRPMPA = 5) and INSREGXA > 798)
or
(((INSLSTTM = 1 and I_INSRPMPD = 6) or INSRPMPA = 6) and INSREGXA >
1576) or
(((INSLSTTM = 1 and I_INSRPMPD = 7) or INSRPMPA = 7) and INSREGXA >
1576) or
(((INSLSTTM = 1 and I_INSRPMPD = 8) or INSRPMPA = 8) and INSREGXA >
3180) or
(((INSLSTTM = 1 and I_INSRPMPD = 9) or INSRPMPA = 9) and INSREGXA >
6170))) OR

(POLICYYB = 400 and
((((INSLSTTM = 1 and I_INSRPMPD = 1) or INSRPMPA = 1) and INSREGXA > 11)
or
(((INSLSTTM = 1 and I_INSRPMPD = 2) or INSRPMPA = 2) and INSREGXA > 29)
or
(((INSLSTTM = 1 and I_INSRPMPD = 3) or INSRPMPA = 3) and INSREGXA > 29)
or
(((INSLSTTM = 1 and I_INSRPMPD = 4) or INSRPMPA = 4) and INSREGXA > 461)
or
(((INSLSTTM = 1 and I_INSRPMPD = 5) or INSRPMPA = 5) and INSREGXA > 461)
or
(((INSLSTTM = 1 and I_INSRPMPD = 6) or INSRPMPA = 6) and INSREGXA > 461)
or
(((INSLSTTM = 1 and I_INSRPMPD = 7) or INSRPMPA = 7) and INSREGXA > 461)
or
(((INSLSTTM = 1 and I_INSRPMPD = 8) or INSRPMPA = 8) and INSREGXA > 461)
or
(((INSLSTTM = 1 and I_INSRPMPD = 9) or INSRPMPA = 9) and INSREGXA > 798)
)) OR

(POLICYYB = 500 and
((((INSLSTTM = 1 and I_INSRPMPD = 1) or INSRPMPA = 1) and INSREGXA > 50)
or
(((INSLSTTM = 1 and I_INSRPMPD = 2) or INSRPMPA = 2) and INSREGXA > 60)
or
(((INSLSTTM = 1 and I_INSRPMPD = 3) or INSRPMPA = 3) and INSREGXA > 85)

or
(((INSLSTTM = 1 and I_INSRPMPD = 4) or INSRPMPA = 4) and INSREGXA > 250)
or
(((INSLSTTM = 1 and I_INSRPMPD = 5) or INSRPMPA = 5) and INSREGXA > 280)
or
(((INSLSTTM = 1 and I_INSRPMPD = 6) or INSRPMPA = 6) and INSREGXA > 497)
or
(((INSLSTTM = 1 and I_INSRPMPD = 7) or INSRPMPA = 7) and INSREGXA > 497)
or
(((INSLSTTM = 1 and I_INSRPMPD = 8) or INSRPMPA = 8) and INSREGXA > 986)
or
(((INSLSTTM = 1 and I_INSRPMPD = 9) or INSRPMPA = 9) and INSREGXA >
3837)))]]

Universe Description: Amount is \$1 or \$2 OR out of range

Text: * THE VALUE ENTERED IS UNUSUALLY HIGH OR LOW

PLEASE VERIFY AND IF CORRECT, ENTER ITEM LEVEL NOTE

Check Instructions: IF suppressed then set INSR_GXA = 'A1'

Type: Soft

Skip Instructions: Suppress: Goto S14A_END

All others, go back to INSREGXA

Field

INSEX3AX
BSECT14AROW.INSEX3AX

Description: How much was paid?

Form Pane Label: Amount

SAS Name: INSEX3AX

Tag Name: INSEX3AX

Inherited Universe:

Universe: INSRPMPA = 10 OR INSRPMPA = NONRESPONSE

Universe Description:

Question Text: Since the first of ^REF_MONTH not including this month, how much was paid?

[Policy|Insurance](#) | [Insurance|Paid|Payroll](#) | [Payment|Paid](#)
[|Time](#)
[Number|Description|Type|Company](#) | [By](#) | [Deduction|Period](#)
[|Total|Period|Payment](#)

Fills: REF_MONTH

Instructions: Set REF_MONTH = 3 months before the interview.

Calculated by taking the INTPER from record type 10 to come up with the base month to start from.

Type: Integer

Length: 6

Min: 1

Max: 99999

Don't Know

Refuse

Empty

On Input

On Output

Store Instructions: IF INSEX3AX is in range or NONRESPONSE then set INSE_3AX = EMPTY

Array:

Special Instructions: Display a \$ and comma in the entry field

Skip Instructions: 1,2: Goto ERR1_INSEX3AX

```
3-99999: IF (POLICYB = 100 and INSEX3AX > 3999) OR  
          (POLICYB = 200 and INSEX3AX > 1500) OR  
          (POLICYB = 300 and INSEX3AX > 1576) OR  
          (POLICYB = 400 and INSEX3AX > 461) OR  
          (POLICYB = 500 and INSEX3AX > 497)  
          then goto ERR1_INSEX3AX  
          ELSE goto S14A_END
```

DK,RF: Goto S14A_END

Instrument SAS Name: INSEX3AX

Destination Data Set: EINB

Sponsor Field Type: N

Report Section: 14A

Check

ERR1_INSEX3AX
BSECT14AROW.ERR1_INSEX3AX

Description: Out of Range Check

Inherited Universe:

Universe: INSEX3AX = RESPONSE AND
(INSEX3AX = 1 or INSEX3AX = 2 or
(POLICYB = '100' and INSEX3AX > 3999) or
(POLICYB = '200' and INSEX3AX > 1500) or
(POLICYB = '300' and INSEX3AX > 1576) or
(POLICYB = '400' and INSEX3AX > 461) or
(POLICYB = '500' and INSEX3AX > 497))

Universe Description:

Text: ♦ THE VALUE ENTERED IS UNUSUALLY HIGH OR LOW

PLEASE VERIFY AND IF CORRECT, ENTER ITEM LEVEL NOTE

Check Instructions: IF suppressed then set INSE_3AX = 'A1'

Type: Soft

Skip Instructions: Suppress: Goto S14A_END

All others, go back to INSEX3X

S14A_END

Field

BSECT14AROW.S14A_END

Description: Section 14A End

Form Pane Label:

SAS Name:

Tag Name:

Inherited Universe:

Universe: PLCYSTIL = RESPONSE or PLCYSTIL = NONRESPONSE

Universe Description:

Question Text: ** Not Displayed **

Type: Classification

Length: 0

- Don't Know
- Refuse
- Empty

- On Input
- On Output

Array:

Skip Instructions: IF no more active policies in the table then exit block and
goto BTableB - S14B

ELSE goto PLCYSTIL for then next active policy

Report Section: 14A

Field

INSE_3AX
BSECT14AROW.INSE_3AX

Description: Range edit flag for INSEX3AX

Form Pane Label:

SAS Name: INSE_3AX

Tag Name:

Inherited Universe:

Universe:

Universe Description:

Question Text:

Type: String

Length: 2

- Don't Know
- Refuse
- Empty

- On Input
- On Output

Array:

Special Instructions: NOTE: See ERR1_INSEX3AX for how to set this field.

Valid Values: A1 = Range edit failed
(ERR1 check was suppressed)

Blank = Range edit passed

Instrument SAS Name: INSE_3AX

Destination Data Set: EINB

Sponsor Field Type: C

Report Section: 14A

Sponsor Edits: FLAG

INSR_GXA

Field

BSECT14AROW.INSR_GXA

Description: Range edit flag for INSREGXA

Form Pane Label:

SAS Name: INSR_GXA

Tag Name:

Inherited Universe:

Universe:

Universe Description:

Question Text:

Type: String

Length: 2

- Don't Know
- Refuse
- Empty

- On Input
- On Output

Array:

Special Instructions: NOTE: See ERR1_INSREGXA for how to set this field.

Valid Values: A1 = Range edit failed
(ERR1 check was suppressed)

Blank = Range edit passed

Instrument SAS Name: INSR_GXA

Destination Data Set: EINB

Sponsor Field Type: C

Report Section: 14A

Date Implemented (YYYY-MM-DD): April 2020

Sponsor Edits: FLAG

POLICYB

Field

BSECT14AROW.POLICYB

Description: 3-digit insurance code

Form Pane Label:

SAS Name:

Tag Name:

Inherited Universe:

Universe:

Universe Description:

Question Text:

Type: Enumerated

Length: 3

Answer List: Tnonhitype

Value:	Mnemonic:	Description:
100	Tnonhitype_Life	Life/disability
200	Tnonhitype_Auto	Automobile/other veh.
300	Tnonhitype_Home	Homeowner's
400	Tnonhitype_Tnan	Tenant's
500	Tnonhitype_Othr	Other

- Don't Know
- Refuse
- Empty

- On Input
- On Output

Store Instructions: Set from inventory block (InvTdata.Inv14)
(See BSECT14 block instructions)

Array:

Special Instructions: Valid Values: 100, 110, 200, 300, 400, 500

Instrument SAS Name: POLICYB

Report Section: 14A

PLCYSTAB

Field

BSECT14AROW.PLCYSTAB

Description: Policy discontinued (=1)

Form Pane Label:

SAS Name:

Tag Name:

Inherited Universe:

Universe:

Universe Description:

Question Text:

Type: String

Length: 1

Don't Know

Refuse

Empty

On Input

On Output

Store Instructions: Set from inventory block (InvTdata.Inv14)
(See BSECT14 block instructions)

Array:

Special Instructions: Valid Values: 1 = discontinued
EMPTY = not discontinued

Instrument SAS Name: PLCYSTAB

Report Section: 14A

Field

MATCHID
BSECT14AROW.MATCHID

Description: Policy Match ID

Form Pane Label:

SAS Name:

Tag Name:

Inherited Universe:

Universe:

Universe Description:

Question Text:

Type: Integer

Length: 2

Min: 1

Max: 99

- Don't Know
- Refuse
- Empty

On Input

On Output

Store Instructions: Set from inventory block (InvTdata.Inv14)
(See BSECT14 block instructions)

Array:

Special Instructions: Valid Values: 1-99

Instrument SAS Name: MATCHID

Destination Data Set: EINB

Sponsor Field Type: N

Report Section: 14A

I_PAYDEDPR

Field

BSECT14AROW.I_PAYDEDPR

Description: Premiums paid through payroll deductions - from SCIF

Form Pane Label:

SAS Name:

Tag Name:

Inherited Universe:

Universe:

Universe Description:

Question Text:

Type: Integer

Length: 1

Min: 1

Max: 2

Don't Know

Refuse

Empty

On Input

On Output

Array:

Special Instructions: Set from inventory block (InvTdata.Inv14)

(See BSECT14 block instructions)

Instrument SAS Name: I_PAYDEDPR

Destination Data Set: EINA

Report Section: 14A

Field

I_INSRPMPD
BSECT14AROW.I_INSRPMPD

Description: How often payments made - from SCIF

Form Pane Label:

SAS Name:

Tag Name:

Inherited Universe:

Universe:

Universe Description:

Question Text:

Type: Integer

Length: 2

Min: 1

Max: 19

Don't Know

Refuse

Empty

On Input

On Output

Array:

Special Instructions: Set from inventory block (InvTdata.Inv14)
(See BSECT14 block instructions)

Instrument SAS Name: I_INSRPMPD

Destination Data Set: EINA

Report Section: 14A

Date Implemented (YYYY-MM-DD): April 2017

BTABLEB

BTABLEB

Block

Description: Section 14, Part B - Insurance Questions

Tab Name:

Fly Over Name:

Universe Type: If

Inherited Universe:

Universe: S14A1_INTRO = Continue {1}

Universe Description: All

Array:

Block Instructions: 1. Max number of rows: 100

2. Section Label: Section 14, Part B - Insurance Questions

Block

BROW
BTABLEB.BROW

Description:

Tab Name:
Fly Over Name:
Universe Type: If

Inherited Universe:

Universe: (INB_ITEM(previous row) <> 99) AND (ROW # < 101)

Universe Description:

Array:

Block Instructions:

SoftUpperLimit1

Field

BTABLEB.BROW.SoftUpperLimit1

Description: Used for INSRPMBX - two dimensional array [1..5, 1..9] {INB_ITEM, INSRPMPD}

Form Pane Label:

SAS Name:

Tag Name:

Inherited Universe:

Universe:

Universe Description:

Question Text:

Type: Integer

Length: 6

Min: 1

Max: 999999

- Don't Know
- Refuse
- Empty

- On Input
- On Output

Store Instructions:	SoftUpperLimit1[1,1] := 120	{ITEM = 1 and INSRPMPD = 1}
	SoftUpperLimit1[1,2] := 61	{ITEM = 1 and INSRPMPD = 2}
	SoftUpperLimit1[1,3] := 300	{ITEM = 1 and INSRPMPD = 3}
	SoftUpperLimit1[1,4] := 1120	{ITEM = 1 and INSRPMPD = 4}
	SoftUpperLimit1[1,5] := 1120	{ITEM = 1 and INSRPMPD = 5}
	SoftUpperLimit1[1,6] := 3999	{ITEM = 1 and INSRPMPD = 6}
	SoftUpperLimit1[1,7] := 3999	{ITEM = 1 and INSRPMPD = 7}
	SoftUpperLimit1[1,8] := 3999	{ITEM = 1 and INSRPMPD = 8}
	SoftUpperLimit1[1,9] := 6628	{ITEM = 1 and INSRPMPD = 9}
	SoftUpperLimit1[2,1] := 99	{ITEM = 2 and INSRPMPD = 1}
	SoftUpperLimit1[2,2] := 99	{ITEM = 2 and INSRPMPD = 2}
	SoftUpperLimit1[2,3] := 99	{ITEM = 2 and INSRPMPD = 3}
	SoftUpperLimit1[2,4] := 798	{ITEM = 2 and INSRPMPD = 4}
	SoftUpperLimit1[2,5] := 798	{ITEM = 2 and INSRPMPD = 5}
	SoftUpperLimit1[2,6] := 1576	{ITEM = 2 and INSRPMPD = 6}

SoftUpperLimit1[2,7] := 1576	{ITEM = 2 and INSRPMPD = 7}
SoftUpperLimit1[2,8] := 3180	{ITEM = 2 and INSRPMPD = 8}
SoftUpperLimit1[2,9] := 6170	{ITEM = 2 and INSRPMPD = 9}
SoftUpperLimit1[3,1] = 11	{ITEM = 3 and INSRPMPD = 1}
SoftUpperLimit1[3,2] := 29	{ITEM = 3 and INSRPMPD = 2}
SoftUpperLimit1[3,3] := 29	{ITEM = 3 and INSRPMPD = 3}
SoftUpperLimit1[3,4] := 461	{ITEM = 3 and INSRPMPD = 4}
SoftUpperLimit1[3,5] := 461	{ITEM = 3 and INSRPMPD = 5}
SoftUpperLimit1[3,6] := 461	{ITEM = 3 and INSRPMPD = 6}
SoftUpperLimit1[3,7] := 461	{ITEM = 3 and INSRPMPD = 7}
SoftUpperLimit1[3,8] := 461	{ITEM = 3 and INSRPMPD = 8}
SoftUpperLimit1[3,9] := 798	{ITEM = 3 and INSRPMPD = 9}
SoftUpperLimit1[4,1] := 299	{ITEM = 4 and INSRPMPD = 1}
SoftUpperLimit1[4,2] := 299	{ITEM = 4 and INSRPMPD = 2}
SoftUpperLimit1[4,3] := 299	{ITEM = 4 and INSRPMPD = 3}
SoftUpperLimit1[4,4] := 700	{ITEM = 4 and INSRPMPD = 4}
SoftUpperLimit1[4,5] := 700	{ITEM = 4 and INSRPMPD = 5}
SoftUpperLimit1[4,6] := 1500	{ITEM = 4 and INSRPMPD = 6}
SoftUpperLimit1[4,7] := 1500	{ITEM = 4 and INSRPMPD = 7}
SoftUpperLimit1[4,8] := 3409	{ITEM = 4 and INSRPMPD = 8}
SoftUpperLimit1[4,9] := 4200	{ITEM = 4 and INSRPMPD = 9}
SoftUpperLimit1[5,1] := 50	{ITEM = 5 and INSRPMPD = 1}
SoftUpperLimit1[5,2] := 60	{ITEM = 5 and INSRPMPD = 2}
SoftUpperLimit1[5,3] := 85	{ITEM = 5 and INSRPMPD = 3}
SoftUpperLimit1[5,4] := 250	{ITEM = 5 and INSRPMPD = 4}
SoftUpperLimit1[5,5] := 280	{ITEM = 5 and INSRPMPD = 5}
SoftUpperLimit1[5,6] := 497	{ITEM = 5 and INSRPMPD = 6}
SoftUpperLimit1[5,7] := 497	{ITEM = 5 and INSRPMPD = 7}
SoftUpperLimit1[5,8] := 986	{ITEM = 5 and INSRPMPD = 8}
SoftUpperLimit1[5,9] := 3837	{ITEM = 5 and INSRPMPD = 9}

Array:

SoftLowerLimit2

Field

BTABLEB.BROW.SoftLowerLimit2

Description: INSEXPBX Lower range edit

Form Pane Label:

SAS Name:

Tag Name:

Inherited Universe:

Universe:

Universe Description:

Question Text:

Type: Integer

Length: 6

Min: 0

Max: 999999

- Don't Know
- Refuse
- Empty

- On Input
- On Output

Store Instructions: SoftLowerLimit2[1] := 3

SoftLowerLimit2[2] := 3

SoftLowerLimit2[3] := 3

SoftLowerLimit2[4] := 3

SoftLowerLimit2[5] := 3

Array:

Field

SoftUpperLimit2
BTABLEB.BROW.SoftUpperLimit2

Description: INSEXPBX Upper range edit

Form Pane Label:

SAS Name:

Tag Name:

Inherited Universe:

Universe:

Universe Description:

Question Text:

Type: Integer

Length: 6

Min: 0

Max: 999999

- Don't Know
- Refuse
- Empty

- On Input
- On Output

Store Instructions: SoftUpperLimit2[1] := 3999

SoftUpperLimit2[2] := 1500

SoftUpperLimit2[3] := 1576

SoftUpperLimit2[4] := 461

SoftUpperLimit2[5] := 497

Array:

INB_ITEM

Field

BTABLEB.BROW.INB_ITEM

Description: Pay for/Purchase any non-health insurance

Form Pane Label: Item

SAS Name:

Tag Name: INB_ITEM

Inherited Universe:

Universe:

Universe Description: ALL

Help Screen: H_S14

Question Text:  34 ? [F1]

^INB_ITEM_FILL

[* Read each item on list](#)

Fills: INB_ITEM_FILL

Instructions: IF INTNMBR = 1 or NEWCU = 1 then fill 'Do ^YOU_ANYMEM have any or pay for any -'

ELSE fill 'Since the first of ^REF_MONTH have ^YOU_ANYMEM purchased or begun paying for any'

Fills: YOU_ANYMEM

Instructions: IF NUMHOUSE = 1 then fill "you"

ELSE fill "you or any members of your household"

Fills: REF_MONTH

Instructions: Set REF_MONTH = 3 months before the interview.

Calculated by taking the INTPER from record type 10 to come up with the base month to start from.

Type: Enumerated

Length: 3

Answer List: TSec14bltems

Value:	Mnemonic:	Description:
1	Life	Life insurance or other policies which provide benefits in case of death or

disability?		
2	Homeowners	Homeowners' insurance?
3	Tenants	Renters' insurance?
4	Automobile	Automobile or other vehicle insurance?
5	Other	Other types of non-health insurance?
99	NoMore99	None/No more entries
888	DeleteLine	Delete a line

- Don't Know
- Refuse
- Empty

- On Input
- On Output

Store Instructions: 1. Set POLICYYB as follows:

```
IF INB_ITEM >= 1 and INB_ITEM < 95 THEN:  
  If INB_ITEM = 1 then set POLICYYB = '100'  
  If INB_ITEM = 2 then set POLICYYB = '300'  
  If INB_ITEM = 3 then set POLICYYB = '400'  
  If INB_ITEM = 4 then set POLICYYB = '200'  
  If INB_ITEM = 5 then set POLICYYB = '500'
```

2. Set up POLICYIB: for each policy reported, assign a policy number starting with 1
3. Set Item2Shadow = INB_ITEM

Array:

Special Instructions: 1. Answer list options should be in bold black except 99 and 888, they should be in regular black.
(Once an answer list option is selected and the "Any more" question is answered, the answer list description color should be changed to regular blue.)

2. IF INB_ITEM = 888 then "SHOW" the fields in the row

Skip Instructions: 1-5: IF INB_ITEM <> Item2Shadow then goto CK_ITEM
ELSE goto INSCOMP

99: Exit the table and goto S14B_END

888: IF row number = 100 then exit the table and goto S14B_END
ELSE goto INB_ITEM for the next row

Instrument SAS Name: INB_ITEM

Destination Data Set: EINB

Sponsor Field Type: N

Report Section: 14B

Date Implemented (YYYY-MM-DD): April 2005

Check

CK_ITEM
BTABLEB.BROW.CK_ITEM

Description: After a row is completed, the user has backed up and changed the item number to another valid item number

Inherited Universe:

Universe: INB_ITEM was changed to another valid item number

Universe Description: After a row is completed, the user has backed up and changed the item number to another valid item number

Text: • [Press "S" to change this item code and enter new data](#)

[Press ENTER to re-enter the original item code: ^OldItem](#)

Check Instructions: IF SUPPRESSED then set all fields in this row to EMPTY:
INSCOMP, INSDDESC, INSPROP, PREMYOU, PREMOUT, PAYDEDPR,
INSRPMPPD, INSRPMPXB, INSEXPBX, INB_C, INB_CMB, INB_CMBPROP,
INBMORE

Type: Soft

Skip Instructions: SUPPRESSED: Goto INSCOMP

All others, go back to INB_ITEM

Fills: OldItem

Instructions: Fill entry in Item2Shadow

INSCOMP

Field

BTABLEB.BROW.INSCOMP

Description: What is the name of the insurance company

Form Pane Label: Ins comp

SAS Name: INSCOMP

Tag Name: INSCOMP

Inherited Universe:

Universe: NOT (INB_ITEM IN [NoMore99 {99}, DeleteLine {888}]) AND INB_ITEM <> EMPTY

Universe Description: All, except INB_ITEM = 99 or 888

Question Text: What is the name of the insurance company for your ^INSTYPE_FILL policy?

✦ Enter name of insurance company, not the insurance agent.

Fills: INSTYPE_FILL

Instructions: IF INB_ITEM = 1 then fill 'life or disability'

ELSEIF INB_ITEM = 2 then fill 'homeowners'

ELSEIF INB_ITEM = 3 then fill 'renters'

ELSEIF INB_ITEM = 4 then fill 'vehicle'

ELSEIF INB_ITEM = 5 then fill 'other type of non-health insurance'

Type: String

Length: 30

- Don't Know
- Refuse
- Empty

- On Input
- On Output

Array:

Skip Instructions: Goto INSDESC

Instrument SAS Name: INSCOMP

Destination Data Set: EINB

Sponsor Field Type: C

Report Section: 14B

INSDISC

Field

BTABLEB.BROW.INSDISC

Description: What type of insurance was your

Form Pane Label: Ins desc

SAS Name: INSDISC

Tag Name: INSDISC

Inherited Universe:

Universe: NOT (INB_ITEM IN [NoMore99 {99}, DeleteLine {888}]) AND INB_ITEM <> EMPTY

Universe Description: All, except INB_ITEM = 99 or 888

Question Text: Briefly describe the policy.

Type: String

Length: 30

Don't Know

Refuse

Empty

On Input

On Output

Array:

Special Instructions: Set INSDISC:

IF INSDISC = EMPTY THEN

 If INB_ITEM = 1 then set INSDISC = 'Life'

 If INB_ITEM = 2 then set INSDISC = 'Homeowners' '

 If INB_ITEM = 3 then set INSDISC = 'Renters'

 If INB_ITEM = 4 then set INSDISC = 'Automobile'

 If INB_ITEM = 5 then set INSDISC = 'Other non-health insurance'

Skip Instructions: IF INB_ITEM = 2 then goto INSPROP
ELSE goto PREMYOU

Instrument SAS Name: INSDISC

Destination Data Set: EINB

Sponsor Field Type: C

Report Section: 14B

INSPROP

Field

BTABLEB.BROW.INSPROP

Description: Cmb Prop

Form Pane Label: Prop

SAS Name:

Tag Name: INSPROP

Inherited Universe:

Universe: INB_ITEM = Homeowners {2}

Universe Description: Type of Insurance = Homeowners

Question Text: Which property (ies) does this policy cover?

✦ Enter number of each property covered, separate with commas.

Type: Set

Max Number of Values: 6

Length: 3

Answer List: TPropty

Value:	Mnemonic:	Description:
1	Prop1	^PROPDESC_Fill
2	Prop2	^PROPDESC_Fill
3	Prop 3	^PROPDESC_Fill
4	Prop 4	^PROPDESC_Fill
5	Prop 5	^PROPDESC_Fill
6	Prop 6	^PROPDESC_Fill
7	Prop 7	^PROPDESC_Fill
8	Prop 8	^PROPDESC_Fill
9	Prop 9	^PROPDESC_Fill
10	Prop 10	^PROPDESC_Fill
11	Prop 11	^PROPDESC_Fill
12	Prop 12	^PROPDESC_Fill
13	Prop 13	^PROPDESC_Fill
14	Prop 14	^PROPDESC_Fill
15	Prop 15	^PROPDESC_Fill

16	Prop 16	^PROPDESC_Fill
17	Prop 17	^PROPDESC_Fill
18	Prop 18	^PROPDESC_Fill
19	Prop 19	^PROPDESC_Fill
20	Prop 20	^PROPDESC_Fill
99	rented	Property not owned or rented by the household

- Don't Know
- Refuse
- Empty

- On Input
- On Output

Store Instructions: Set INSPRPY1 through INSPRPY6
Store the first 6 properties in INSPRPY1 through INSPRPY6.
IF DK is entered then set INSPRPY1 = 999
IF RF is entered then set INSPRPY1 = 998

Array:

Special Instructions: Do not display residential business properties
(OWNYB, from section 3, = 600) in the answer list

Note: Blaise does not allow non-displayed options to be selected

Skip Instructions: Goto PREMYOU

Instrument SAS Name: INSPROP

Destination Data Set: EINB

Report Section: 14B

PREMYOU

Field

BTABLEB.BROW.PREMYOU

Description: Do you pay any portion of premiums?

Form Pane Label: Prem Paid by you?

SAS Name: PREMYOU

Tag Name: PREMYOU

Inherited Universe:

Universe: NOT(INB_ITEM IN [NoMore99 {99}, DeleteLine {888}]) AND INB_ITEM <> EMPTY

Universe Description: All, except INB_ITEM = 99 or 888

Question Text: ^DoDoes_C ^YOU_YRCU pay ANY portion of the premiums for this policy?

Fills: DoDoes_C

Instructions: IF NUMHOUSE = 1 then fill "Do"
ELSE fill "Does"

Fills: YOU_YRCU

Instructions: IF NUMHOUSE = 1 then fill "you"
ELSE fill "your household"

Type: Enumerated

Length: 1

Answer List: TYesNo

Value:	Mnemonic:	Description:
1	Yes	Yes
2	No	No

Don't Know
 Refuse
 Empty

On Input
 On Output

Array:

Skip Instructions: 1,DK,RF: Goto PAYDEDPR

2: Goto PREMOUT

Instrument SAS Name: PREMYOU

Destination Data Set: EINB

Sponsor Field Type: C

Report Section: 14B

Date Implemented (YYYY-MM-DD): April 2013

PREMOUT

Field

BTABLEB.BROW.PREMOUT

Description: Who pays the policy premiums

Form Pane Label: Who Pays

SAS Name: PREMOUT

Tag Name: PREMOUT

Inherited Universe:

Universe: PREMYOU = No {2}

Universe Description: CU does not pay any portion of premium

Question Text: Who pays the policy premiums?

Type: Enumerated

Length: 1

Answer List: TPremout

Value:	Mnemonic:	Description:
1	Entirely	An employer or union?
2	OutsideHH	Another group or persons outside your household?

- Don't Know
- Refuse
- Empty

- On Input
- On Output

Array:

Special Instructions: Answer list options should be in bold black

Skip Instructions: Goto INB_C

Instrument SAS Name: PREMOUT

Destination Data Set: EINB

Sponsor Field Type: C

Report Section: 14B

Date Implemented (YYYY-MM-DD): April 2013

PAYDEDPR

Field

BTABLEB.BROW.PAYDEDPR

Description: Are any premiums paid through payroll deductions?

Form Pane Label: Payroll

SAS Name: PAYDEDPR

Tag Name: PAYDEDPR

Inherited Universe:

Universe: PREMYOU = Yes {1} or PREMYOU = NONRESPONSE

Universe Description: CU pays at least part of the premium

Question Text: Are any premiums paid through payroll deductions?

Type: Enumerated

Length: 1

Answer List: TYesNo

Value:	Mnemonic:	Description:
1	Yes	Yes
2	No	No

- Don't Know
- Refuse
- Empty

- On Input
- On Output

Array:

Skip Instructions: Goto INSRPMPD

Instrument SAS Name: PAYDEDPR

Destination Data Set: EINB

Sponsor Field Type: C

Report Section: 14B

Field

INSRPMPD
BTABLEB.BROW.INSRPMPD

Description: How often payments made

Form Pane Label: Periodicity

SAS Name: INSRPMPD

Tag Name: INSRPMPD

Inherited Universe:

Universe: PREMYOU = Yes {1} or PREMYOU = NONRESPONSE

Universe Description:

Question Text: How often are payments made^Paydeduct

Fills: Paydeduct

Instructions: If PAYDEDPR = Yes {1} then fill ' including payroll deductions?'
ELSE fill '?'

Type: Enumerated

Length: 2

Answer List: TPERIOD

Value:	Mnemonic:	Description:
1	Wkly	Once a week
2	Biwkly	Once every 2 weeks
3	TwcMonth	Twice a month
4	Mnthly	Once a month
5	Months	Every 2 months
6	Qtrly	Quarterly (every 3 months)
7	4Months	Once every 4 months
8	6Months	Twice a year (every 6 months)
9	Yrly	Once a year
10	Other	Other

Don't Know

Refuse

Empty

On Input

On Output

Array:

Skip Instructions: 1-9: Goto INSRPMXB

10,DK,RF: Goto INSEXPBX

Instrument SAS Name: INSRPMPD

Destination Data Set: EINB

Sponsor Field Type: C

Report Section: 14B

Date Implemented (YYYY-MM-DD): April 2017

Field

INSRPMXB
BTABLEB.BROW.INSRPMXB

Description: Amount currently paid?

Form Pane Label: Amount Paid

SAS Name: INSRPMXB

Tag Name: INSRPMXB

Inherited Universe:

Universe: INSRPMPD = RESPONSE AND INSRPMPD <> 10

Universe Description:

Question Text: What is the amount currently paid ^Insrmpd_fill^Paydeduct

Fills: Insrmpd_fill

Instructions: IF INSRPMPD = 1 then fill 'once a week'

Elseif INSRPMPD = 2 then fill 'once every 2 weeks'

Elseif INSRPMPD = 3 then fill 'twice a month'

Elseif INSRPMPD = 4 then fill 'once a month'

Elseif INSRPMPD = 5 then fill 'every 2 months'

Elseif INSRPMPD = 6 then fill 'every 3 months'

Elseif INSRPMPD = 7 then fill 'every 4 months'

Elseif INSRPMPD = 8 then fill 'every 6 months'

Elseif INSRPMPD = 9 then fill 'once a year'

Fills: Paydeduct

Instructions: If PAYDEDPR = Yes {1} then fill ' including payroll deductions?'

ELSE fill '?'

Type: Integer

Length: 6

Min: 1

Max: 99999

Don't Know

Refuse

Empty

On Input

On Output

Store Instructions: IF INSRPMXB is in range or NONRESPONSE then Set INSR_MXB = EMPTY

Array:

Special Instructions: Display a \$ and comma in the entry field

Skip Instructions: IF INSRPMXB < 3 or INSRPMXB > SoftUpperLimit1[INB_ITEM,INSRPMPD] then
goto ERR1_INSRPMXB

ELSE Goto INB_C

Instrument SAS Name: INSRPMXB

Destination Data Set: EINB

Sponsor Field Type: N

Report Section: 14B

Date Implemented (YYYY-MM-DD): April 2017

Check

ERR1_INSRPMXB
BTABLEB.BROW.ERR1_INSRPMXB

Description: Out of Range Check

Inherited Universe:

Universe: INSRPMXB = RESPONSE AND [INSRPMXB < 3 OR (INSRPMXB > SoftUpperLimit1[INB_ITEM,INSRPMPD])]

Universe Description: Amount is \$1 or \$2 OR out of range

Text: * THE VALUE ENTERED IS UNUSUALLY HIGH OR LOW

PLEASE VERIFY AND IF CORRECT, ENTER ITEM LEVEL NOTE

Check Instructions: IF suppressed then set INSR_MXB = 'A1'

Type: Soft

Skip Instructions: Suppress: Goto INB_C

All others, go back to INSRPMXB

INSEXPBX

Field

BTABLEB.BROW.INSEXPBX

Description: What was your total expense for this insurance policy

Form Pane Label: Total \$

SAS Name: INSEXPBX

Tag Name: INSEXPBX

Inherited Universe:

Universe: INSRPMPD = 10 or INSRPMPD = NONRESPONSE

Universe Description:

Question Text: Since the first of ^REF_MONTH not including this month, what was ^YR_YRCUS total expense for this insurance policy?

✦ Enter the actual amount the household paid. Do not include any expenses paid for the household by others.

Fills: REF_MONTH

Instructions: Set REF_MONTH = 3 months before the interview.
Calculated by taking the INTPER from record type 10 to come up with the base month to start from.

Fills: YR_YRCUS

Instructions: IF NUMHOUSE = 1 then fill "your"
ELSE fill "your household's"

Type: Integer

Length: 6

Min: 0

Max: 99999

Don't Know
 Refuse
 Empty

On Input
 On Output

Store Instructions: IF INSEXPBX is in range or NONRESPONSE then Set INSE_PBX = EMPTY

Array:

Special Instructions: Display a \$ and comma in the entry field.

Skip Instructions: IF (INSEXPBX < SoftLowerLimit2[INB_ITEM] or INSEXPBX > SoftUpperLimit2[INB_ITEM]) then goto ERR1_INSEXPBX

ELSE goto INB_C

Instrument SAS Name: INSEXPBX

Destination Data Set: EINB

Sponsor Field Type: N

Report Section: 14B

ERR1_INSEXPBX
BTABLEB.BROW.ERR1_INSEXPBX

Check

Description: Out of Range Check

Inherited Universe:

Universe: INSEXPBX < SoftLowerLimit2[INB_ITEM] or
INSEXPBX > SoftUpperLimit2[INB_ITEM]) AND INPEXPBX = RESPONSE

Universe Description:

Text: * THE VALUE ENTERED IS UNUSUALLY HIGH OR LOW

PLEASE VERIFY AND IF CORRECT, ENTER ITEM LEVEL NOTE

Check Instructions: IF suppressed then set INSE_PBX = 'A1'

Type: Soft

Skip Instructions: Suppress: Goto INB_C

All others, go back to INSEXPBX

Field

INB_C
BTABLEB.BROW.INB_C

Description: Is this a combined expense?

Form Pane Label: C

SAS Name:

Tag Name: INB_C

Inherited Universe:

Universe: NOT(INB_ITEM IN [NoMore99 {99}, DeleteLine {888}]) AND INB_ITEM <> EMPTY

Universe Description: All, except INB_ITEM = 99 or 888

Question Text: * Enter "C" for a combined expense

Type: String

Length: 1

- Don't Know
- Refuse
- Empty

- On Input
- On Output

Array:

Skip Instructions: C: Goto INB_CMB

EMPTY: Goto INBMORE

IF anything other than a 'C' or the enter key is entered
then goto CK_C

Instrument SAS Name: S14_S

Destination Data Set: EINB

Report Section: 14B

Date Implemented (YYYY-MM-DD): April 2005

CK_C
BTABLEB.BROW.CK_C

Check

Description: C field can only contain a 'C' or EMPTY

Inherited Universe:

Universe: INB_C <> 'C' and INB_C <> EMPTY

Universe Description: INB_C = Anything other than a 'C' or EMPTY

Text: * [Not a valid entry](#)

Check Instructions:

Type: Hard

Skip Instructions: Go back to INB_C

Field

INB_CMB
BTABLEB.BROW.INB_CMB

Description: Combined Codes

Form Pane Label: Combined Codes

SAS Name:

Tag Name: INB_CMB

Inherited Universe:

Universe: INB_C = 'C'

Universe Description: Yes, this is a combine expense

Help Screen: H_S14

Question Text:  34 ? [F1]

What other type of policy is the ^CombCode_Fill combined with?

✦ Enter all that apply, separate with commas.

Fills: CombCode_Fill

Instructions: IF INB_ITEM = 1 then fill 'life or disability insurance'

ELSEIF INB_ITEM = 2 then fill 'homeowners' insurance'

ELSEIF INB_ITEM = 3 then fill 'renters' insurance'

ELSEIF INB_ITEM = 4 then fill 'vehicle insurance'

ELSEIF INB_ITEM = 5 then fill 'other type of non-health insurance'

Type: Set

Max Number of Values: 7

Length: 2

Answer List: TSec14bCCItems

Value:	Mnemonic:	Description:
1	Life	Life insurance or other policies which provide benefits in case of death or disability
2	HomeOwners	Homeowners' insurance
3	Tenants	Renters' insurance
4	Automobile	Automobile or other vehicle insurance
5	Other	Other types of non-health insurance
77	Misc	Misc. combined (unable to specify/DK)

- Don't Know
- Refuse
- Empty

- On Input
- On Output

Store Instructions: For each item selected in INB_CMB, store the appropriate item code in INSCMB1- INSCMB6.

(The first entry in INB_CMB should be recoded and stored in INSCMB1, the 2nd entry in INSCMB, etc.)

Recode as follows:

- If INB_CMB = 1 then store 100
- If INB_CMB = 2 then store 300
- If INB_CMB = 3 then store 400
- If INB_CMB = 4 then store 200
- If INB_CMB = 5 then store 500
- If INB_CMB = 77 then store 900.

Array:

Skip Instructions: IF 2 is selected then goto INB_CMBPROP
ELSE goto INBMORE

Instrument SAS Name: INB_CMB

Destination Data Set: EINB

Report Section: 14B

Date Implemented (YYYY-MM-DD): April 2005

Field

INB_CMBPROP
BTABLEB.BROW.INB_CMBPROP

Description: Combined Property

Form Pane Label: Cmb Prop

SAS Name:

Tag Name: INB_CMBPROP

Inherited Universe:

Universe: HomeOwners {2} IN INB_CMB

Universe Description: Combined expense included Homeowners' insurance

Question Text: Which property (ies) did this policy cover?

✦ Enter number of each property covered, separate with commas.

Type: Set

Max Number of Values: 21

Length: 3

Answer List: TPropty

Value:	Mnemonic:	Description:
1	Prop1	^PROPDESC_Fill
2	Prop2	^PROPDESC_Fill
3	Prop 3	^PROPDESC_Fill
4	Prop 4	^PROPDESC_Fill
5	Prop 5	^PROPDESC_Fill
6	Prop 6	^PROPDESC_Fill
7	Prop 7	^PROPDESC_Fill
8	Prop 8	^PROPDESC_Fill
9	Prop 9	^PROPDESC_Fill
10	Prop 10	^PROPDESC_Fill
11	Prop 11	^PROPDESC_Fill
12	Prop 12	^PROPDESC_Fill
13	Prop 13	^PROPDESC_Fill
14	Prop 14	^PROPDESC_Fill
15	Prop 15	^PROPDESC_Fill

16	Prop 16	^PROPDESC_Fill
17	Prop 17	^PROPDESC_Fill
18	Prop 18	^PROPDESC_Fill
19	Prop 19	^PROPDESC_Fill
20	Prop 20	^PROPDESC_Fill
99	rented	Property not owned or rented by the household

- Don't Know
- Refuse
- Empty

- On Input
- On Output

Store Instructions: Store the first 6 properties in INSCMBP1 through INSCMBP6.
IF DONTKNOW is entered then set INSCMBP1 = 999
IF REFUSAL is entered then set INSCMBP1 = 998

Array:

Special Instructions: Do not display residential business properties
(OWNYB, from section 3, = 600) in the answer list

Note: Blaise does not allow non-displayed options to be selected

Skip Instructions: Goto INBMORE

Instrument SAS Name: INB_CMBPROP

Destination Data Set: EINB

Report Section: 14B

Field

INBMORE
BTABLEB.BROW.INBMORE

Description: Any More payments?

Form Pane Label: Any More

SAS Name:

Tag Name: INBMORE

Inherited Universe:

Universe: NOT(INB_ITEM IN [NoMore99 {99}, DeleteLine {888}]) AND INB_ITEM <> EMPTY

Universe Description: All, except INB_ITEM = 99 or 888

Question Text: ^EX_MORE_FILL

Fills: EX_MORE_FILL

Instructions: IF INTNMBR = 1 or NEWCU = 1 then fill "Do ^YOU_ANYMEM have any or make payments for any other ^inbdescription policies?"
ELSE fill "Did ^YOU_ANYMEM purchase or begin paying for any other ^inbdescription policies?"

Fills: YOU_ANYMEM

Instructions: IF NUMHOUSE = 1 then fill "you"
ELSE fill "you or any members of your household"

Fills: inbdescription

Instructions: IF INB_ITEM = 1 then fill 'life or disability insurance'
ELSEIF INB_ITEM = 2 then fill 'homeowners' insurance'
ELSEIF INB_ITEM = 3 then fill 'renters' insurance'
ELSEIF INB_ITEM = 4 then fill 'automobile or other vehicle insurance'
ELSEIF INB_ITEM = 5 then fill 'type of non-health insurance'

Type: Enumerated

Length: 1

Answer List: TYesNo

Value:	Mnemonic:	Description:
1	Yes	Yes
2	No	No

- Don't Know
- Refuse
- Empty

- On Input
- On Output

Store Instructions: Set Record origin and Record status
IF INBMORE = RESPONSE or INBMORE = NONRESPONSE then
Set INB_ORIG = '1'
Set INB_STAT = '1'

Array:

Special Instructions: IF INBMORE = Yes {1} and row number <> 100 then prefill INB_ITEM and INSDDESC for the next row with the same information as the current row.

Skip Instructions: 1: IF Row number = 100 then goto ERR_MAX
ELSE goto INB_ITEM for the next row

2,DK,RF: IF Row number = 100 then goto S14B_END
ELSE goto INB_ITEM for the next row

Instrument SAS Name: INBMORE

Destination Data Set: EINB

Report Section: 14B

Check

ERR_MAX
BTABLEB.BROW.ERR_MAX

Description:

Inherited Universe:

Universe: INBMORE = Yes {1} and (Row number = 100)

Universe Description:

Text: ♦ No more rows can be added.

Check Instructions:

Type: Hard

Skip Instructions: Go back to INBMORE

POLICYB

Field

BTABLEB.BROW.POLICYB

Description: 3-digit insurance code

Form Pane Label:

SAS Name: POLICYB

Tag Name:

Inherited Universe:

Universe:

Universe Description:

Question Text:

Type: Enumerated

Length: 3

Answer List: Tnonhitype

Value:	Mnemonic:	Description:
100	Tnonhitype_Life	Life/disability
200	Tnonhitype_Auto	Automobile/other veh.
300	Tnonhitype_Home	Homeowner's
400	Tnonhitype_Tnan	Tenant's
500	Tnonhitype_Othr	Other

- Don't Know
- Refuse
- Empty

- On Input
- On Output

Array:

Special Instructions: Note: See INB_ITEM for how to set this field.

Valid Values: 100, 200, 300, 400, 500

Instrument SAS Name: POLICYB

Destination Data Set: EINB

Sponsor Field Type: C

Report Section: 14B

POLICYIB

Field

BTABLEB.BROW.POLICYIB

Description: Policy number

Form Pane Label:

SAS Name: POLICYIB

Tag Name:

Inherited Universe:

Universe:

Universe Description:

Question Text:

Type: Integer

Length: 2

Min: 1

Max: 99

- Don't Know
- Refuse
- Empty

- On Input
- On Output

Array:

Special Instructions: NOTE: Policy Line number for new policies reported

Instrument SAS Name: POLICYIB

Destination Data Set: EINB

Sponsor Field Type: C

Report Section: 14B

Field

PLCYSTAB
BTABLEB.BROW.PLCYSTAB

Description: Policy discontinued (=1)

Form Pane Label:

SAS Name: PLCYSTAB

Tag Name:

Inherited Universe:

Universe:

Universe Description:

Question Text:

Type: String

Length: 1

Don't Know

Refuse

Empty

On Input

On Output

Array:

Special Instructions: NOTE: Set in Post-Processing ONLY - Instrument just carries from SCIF

Valid Values: 1 = discontinued
EMPTY = not discontinued

Instrument SAS Name: PLCYSTAB

Destination Data Set: EINB

Sponsor Field Type: C

Report Section: 14B

INSPRPY1

Field

BTABLEB.BROW.INSPRPY1

Description: First Property number covered by policy

Form Pane Label:

SAS Name: INSPRPY1

Tag Name:

Inherited Universe:

Universe:

Universe Description:

Question Text:

Type: String

Length: 3

- Don't Know
- Refuse
- Empty

- On Input
- On Output

Array:

Special Instructions: NOTE: See INSPROP for how to set this field.

Valid Values: 1-20, 99, 998, 999

Instrument SAS Name: INSPRPY1

Destination Data Set: EINB

Sponsor Field Type: C

Report Section: 14B

Field

INSPRPY2
BTABLEB.BROW.INSPRPY2

Description: Second Property number covered by policy

Form Pane Label:

SAS Name: INSPRPY2

Tag Name:

Inherited Universe:

Universe:

Universe Description:

Question Text:

Type: String

Length: 2

- Don't Know
- Refuse
- Empty

- On Input
- On Output

Array:

Special Instructions: Note: See INSPROP for how to set this field.

Valid Values: 1-20, 99

Instrument SAS Name: INSPRPY2

Destination Data Set: EINB

Sponsor Field Type: C

Report Section: 14B

INSPRPY3

Field

BTABLEB.BROW.INSPRPY3

Description: Third Property number covered by policy

Form Pane Label:

SAS Name: INSPRPY3

Tag Name:

Inherited Universe:

Universe:

Universe Description:

Question Text:

Type: String

Length: 2

- Don't Know
- Refuse
- Empty

- On Input
- On Output

Array:

Special Instructions: Note: See INSPROP for how to set this field.

Valid Values: 1-20, 99

Instrument SAS Name: INSPRPY3

Destination Data Set: EINB

Sponsor Field Type: C

Report Section: 14B

Field

INSPRPY4
BTABLEB.BROW.INSPRPY4

Description: Fourth Property number covered by policy

Form Pane Label:

SAS Name: INSPRPY4

Tag Name:

Inherited Universe:

Universe:

Universe Description:

Question Text:

Type: String

Length: 2

- Don't Know
- Refuse
- Empty

- On Input
- On Output

Array:

Special Instructions: Note: See INSPROP for how to set this field.

Valid Values: 1-20, 99

Instrument SAS Name: INSPRPY4

Destination Data Set: EINB

Sponsor Field Type: C

Report Section: 14B

INSPRPY5

Field

BTABLEB.BROW.INSPRPY5

Description: Fifth Property number covered by policy

Form Pane Label:

SAS Name: INSPRPY5

Tag Name:

Inherited Universe:

Universe:

Universe Description:

Question Text:

Type: String

Length: 2

- Don't Know
- Refuse
- Empty

- On Input
- On Output

Array:

Special Instructions: Note: See INSPROP for how to set this field.

Valid Values: 1-20, 99

Instrument SAS Name: INSPRPY5

Destination Data Set: EINB

Sponsor Field Type: C

Report Section: 14B

Field

INSPRPY6
BTABLEB.BROW.INSPRPY6

Description: Sixth Property number covered by policy

Form Pane Label:

SAS Name: INSPRPY6

Tag Name:

Inherited Universe:

Universe:

Universe Description:

Question Text:

Type: String

Length: 2

- Don't Know
- Refuse
- Empty

- On Input
- On Output

Array:

Special Instructions: Note: See INSPROP for how to set this field.

Valid Values: 1-20, 99

Instrument SAS Name: INSPRPY6

Destination Data Set: EINB

Sponsor Field Type: C

Report Section: 14B

INSE_PBX

Field

BTABLEB.BROW.INSE_PBX

Description: Range edit flag for INSEXPBX

Form Pane Label:

SAS Name: INSE_PBX

Tag Name:

Inherited Universe:

Universe:

Universe Description:

Question Text:

Type: String

Length: 2

Don't Know

Refuse

Empty

On Input

On Output

Array:

Special Instructions: NOTE: See ERR1_INSEXPBX or INSEXPBX for how to set this field

Valid Values: A1 = Range edit failed
(ERR1 check was suppressed)

Blank = Range edit passed

Instrument SAS Name: INSE_PBX

Destination Data Set: EINB

Sponsor Field Type: C

Report Section: 14B

Sponsor Edits: FLAG

Field

INSR_MXB
BTABLEB.BROW.INSR_MXB

Description: Range edit flag for INSRPMXB

Form Pane Label:

SAS Name: INSR_MXB

Tag Name:

Inherited Universe:

Universe:

Universe Description:

Question Text:

Type: String

Length: 2

- Don't Know
- Refuse
- Empty

- On Input
- On Output

Array:

Special Instructions: NOTE: See ERR1_INSRPMXB or INSRPMXB for how to set this field

Valid Values: A1 = Range edit failed
(ERR1 check was suppressed)

Blank = Range edit passed

Instrument SAS Name: INSR_MXB

Destination Data Set: EINB

Sponsor Field Type: C

Report Section: 14B

Sponsor Edits: FLAG

INSCMB1

Field

BTABLEB.BROW.INSCMB1

Description:

Form Pane Label:

SAS Name: INSCMB1

Tag Name:

Inherited Universe:

Universe:

Universe Description:

Question Text:

Type: String

Length: 3

- Don't Know
- Refuse
- Empty

- On Input
- On Output

Array:

Special Instructions: NOTE: See INB_CMB for how to set this field.

Valid Values: 100, 200, 300, 400, 500, 900

Instrument SAS Name: INSCMB1

Destination Data Set: EINB

Sponsor Field Type: C

Report Section: 14B

Date Implemented (YYYY-MM-DD): April 2005

Field

INSCMB2
BTABLEB.BROW.INSCMB2

Description:

Form Pane Label:

SAS Name: INSCMB2

Tag Name:

Inherited Universe:

Universe:

Universe Description:

Question Text:

Type: String

Length: 3

- Don't Know
- Refuse
- Empty

- On Input
- On Output

Array:

Special Instructions: NOTE: See INB_CMB for how to set this field.

Valid Values: 100, 200, 300, 400, 500, 900

Instrument SAS Name: INSCMB2

Destination Data Set: EINB

Sponsor Field Type: C

Report Section: 14B

Date Implemented (YYYY-MM-DD): April 2005

INSCMB3

Field

BTABLEB.BROW.INSCMB3

Description:

Form Pane Label:

SAS Name: INSCMB3

Tag Name:

Inherited Universe:

Universe:

Universe Description:

Question Text:

Type: String

Length: 3

- Don't Know
- Refuse
- Empty

- On Input
- On Output

Array:

Special Instructions: NOTE: See INB_CMB for how to set this field.

Valid Values: 100, 200, 300, 400, 500, 900

Instrument SAS Name: INSCMB3

Destination Data Set: EINB

Sponsor Field Type: C

Report Section: 14B

Date Implemented (YYYY-MM-DD): April 2005

Field

INSCMB4
BTABLEB.BROW.INSCMB4

Description:

Form Pane Label:

SAS Name: INSCMB4

Tag Name:

Inherited Universe:

Universe:

Universe Description:

Question Text:

Type: String

Length: 3

- Don't Know
- Refuse
- Empty

- On Input
- On Output

Array:

Special Instructions: NOTE: See INB_CMB for how to set this field.

Valid Values: 100, 200, 300, 400, 500, 900

Instrument SAS Name: INSCMB4

Destination Data Set: EINB

Sponsor Field Type: C

Report Section: 14B

Date Implemented (YYYY-MM-DD): April 2005

INSCMB5

Field

BTABLEB.BROW.INSCMB5

Description:

Form Pane Label:

SAS Name: INSCMB5

Tag Name:

Inherited Universe:

Universe:

Universe Description:

Question Text:

Type: String

Length: 3

- Don't Know
- Refuse
- Empty

- On Input
- On Output

Array:

Special Instructions: NOTE: See INB_CMB for how to set this field.

Valid Values: 100, 200, 300, 400, 500, 900

Instrument SAS Name: INSCMB5

Destination Data Set: EINB

Sponsor Field Type: C

Report Section: 14B

Date Implemented (YYYY-MM-DD): April 2005

Field

INSCMB6
BTABLEB.BROW.INSCMB6

Description:

Form Pane Label:

SAS Name: INSCMB6

Tag Name:

Inherited Universe:

Universe:

Universe Description:

Question Text:

Type: String

Length: 3

- Don't Know
- Refuse
- Empty

- On Input
- On Output

Array:

Special Instructions: NOTE: See INB_CMB for how to set this field.

Valid Values: 100, 200, 300, 400, 500, 900

Instrument SAS Name: INSCMB6

Destination Data Set: EINB

Sponsor Field Type: C

Report Section: 14B

Date Implemented (YYYY-MM-DD): April 2005

INSCMBP1

Field

BTABLEB.BROW.INSCMBP1

Description:

Form Pane Label:

SAS Name: INSCMBP1

Tag Name:

Inherited Universe:

Universe:

Universe Description:

Question Text:

Type: String

Length: 3

- Don't Know
- Refuse
- Empty

- On Input
- On Output

Array:

Special Instructions: NOTE: See INB_CMBPROP for how to set this field.

Valid Values: 1-20, 99, 998, 999

Instrument SAS Name: INSCMBP1

Destination Data Set: EINB

Sponsor Field Type: C

Report Section: 14B

Date Implemented (YYYY-MM-DD): April 2005

Field

INSCMBP2
BTABLEB.BROW.INSCMBP2

Description:

Form Pane Label:

SAS Name: INSCMBP2

Tag Name:

Inherited Universe:

Universe:

Universe Description:

Question Text:

Type: String

Length: 3

Don't Know

Refuse

Empty

On Input

On Output

Array:

Special Instructions: Note: See INB_CMBPROP for how to set this field.

Valid Values: 1-20, 99

Instrument SAS Name: INSCMBP2

Destination Data Set: EINB

Sponsor Field Type: C

Report Section: 14B

Date Implemented (YYYY-MM-DD): April 2005

INSCMBP3

Field

BTABLEB.BROW.INSCMBP3

Description:

Form Pane Label:

SAS Name: INSCMBP3

Tag Name:

Inherited Universe:

Universe:

Universe Description:

Question Text:

Type: String

Length: 3

Don't Know

Refuse

Empty

On Input

On Output

Array:

Special Instructions: Note: See INB_CMBPROP for how to set this field.

Valid Values: 1-20, 99

Instrument SAS Name: INSCMBP3

Destination Data Set: EINB

Sponsor Field Type: C

Report Section: 14B

Date Implemented (YYYY-MM-DD): April 2005

Field

INSCMBP4
BTABLEB.BROW.INSCMBP4

Description:

Form Pane Label:

SAS Name: INSCMBP4

Tag Name:

Inherited Universe:

Universe:

Universe Description:

Question Text:

Type: String

Length: 3

- Don't Know
- Refuse
- Empty

- On Input
- On Output

Array:

Special Instructions: Note: See INB_CMBPROP for how to set this field.

Valid Values: 1-20, 99

Instrument SAS Name: INSCMBP4

Destination Data Set: EINB

Sponsor Field Type: C

Report Section: 14B

Date Implemented (YYYY-MM-DD): April 2005

INSCMBP5

Field

BTABLEB.BROW.INSCMBP5

Description:

Form Pane Label:

SAS Name: INSCMBP5

Tag Name:

Inherited Universe:

Universe:

Universe Description:

Question Text:

Type: String

Length: 3

Don't Know

Refuse

Empty

On Input

On Output

Array:

Special Instructions: Note: See INB_CMBPROP for how to set this field.

Valid Values: 1-20, 99

Instrument SAS Name: INSCMBP5

Destination Data Set: EINB

Sponsor Field Type: C

Report Section: 14B

Date Implemented (YYYY-MM-DD): April 2005

Field

INSCMBP6
BTABLEB.BROW.INSCMBP6

Description:

Form Pane Label:

SAS Name: INSCMBP6

Tag Name:

Inherited Universe:

Universe:

Universe Description:

Question Text:

Type: String

Length: 3

- Don't Know
- Refuse
- Empty

- On Input
- On Output

Array:

Special Instructions: Note: See INB_CMBPROP for how to set this field.

Valid Values: 1-20, 99

Instrument SAS Name: INSCMBP6

Destination Data Set: EINB

Sponsor Field Type: C

Report Section: 14B

Date Implemented (YYYY-MM-DD): April 2005

INB_STAT

Field

BTABLEB.BROW.INB_STAT

Description: Record status

Form Pane Label:

SAS Name: REC_STAT

Tag Name:

Inherited Universe:

Universe:

Universe Description:

Question Text:

Type: String

Length: 1

Don't Know

Refuse

Empty

On Input

On Output

Array:

Special Instructions: NOTE: See INBMORE for how to set this field

Valid Values: 1 = Active Record

3 = Inactive Record

Instrument SAS Name: INB_STAT

Destination Data Set: EINB

Sponsor Field Type: C

Report Section: 14B

Field

INB_ORIG
BTABLEB.BROW.INB_ORIG

Description: Record origin

Form Pane Label:

SAS Name: REC_ORIG

Tag Name:

Inherited Universe:

Universe:

Universe Description:

Question Text:

Type: String

Length: 1

Don't Know

Refuse

Empty

On Input

On Output

Array:

Special Instructions: NOTE: See INBMORE for how to set this field

Valid Values: 1 = Data from current month interview

4 = Inventory data- no updates were made

5 = Inventory data- updates made.

(Processing ONLY)

Instrument SAS Name: INB_ORIG

Destination Data Set: EINB

Sponsor Field Type: C

Report Section: 14B

S14B_END

Field

Description: End of Section 14B

Form Pane Label:

SAS Name:

Tag Name:

Inherited Universe:

Universe: INB_ITEM = 99 OR (table is full)

Universe Description:

Question Text: ** Not Displayed **

Type: Classification

Length: 0

Don't Know

Refuse

Empty

On Input

On Output

Store Instructions: Set S14B_END and SECTCOMP[14]

IF any INB_ITEM = 99 OR (table is full) then

set S14B_END = 1

set SECTCOMP[14]= 1

Array:

Skip Instructions: Goto section 15 - Bsect15

Report Section: 14B

Block

EINA_Fields
EINA_Fields

Description: Documentation for BLS

Tab Name:

Fly Over Name:

Universe Type: lf

Inherited Universe:

Universe:

Universe Description:

Array:

Block Instructions: The fields in this block are just for documentation on the control file for BLS. (At BLS's request, all datasets sent to BLS should be documented on the control file.) The processing programs do not use any of the information about the fields in this block.

POLICYIA

Field

EINA_Fields.POLICYIA

Description: Policy number

Form Pane Label:

SAS Name:

Tag Name:

Inherited Universe:

Universe:

Universe Description:

Question Text:

Type: String

Length: 2

- Don't Know
- Refuse
- Empty

- On Input
- On Output

Array:

Special Instructions: NOTE: Policy Line number for inventoried policies

Valid Values: 1-99

Destination Data Set: EINA

Report Section: 14A

Field

POLICYYA
EINA_Fields.POLICYYA

Description: 3-digit insurance code

Form Pane Label:

SAS Name:

Tag Name:

Inherited Universe:

Universe:

Universe Description:

Question Text:

Type: String

Length: 3

- Don't Know
- Refuse
- Empty

- On Input
- On Output

Array:

Special Instructions: NOTE: POLICYYB is store in this field

Valid Values: 100, 110, 200, 300, 400, 500

Destination Data Set: EINA

Report Section: 14A

PLCYSTIL
EINA_Fields.PLCYSTIL

Field

Description: Do you still have this policy

Form Pane Label:

SAS Name:

Tag Name:

Inherited Universe:

Universe:

Universe Description:

Question Text:

Type: String

Length: 1

Don't Know

Refuse

Empty

On Input

On Output

Array:

Special Instructions: Valid Values:

1 = Yes

2 = No

F = Don't Know

R = Refused

Destination Data Set: EINA

Report Section: 14A

Field

INSEX3A
EINA_Fields.INSEX3A

Description: Have you had any expenses for this policy

Form Pane Label:

SAS Name:

Tag Name:

Inherited Universe:

Universe:

Universe Description:

Question Text:

Type: String

Length: 1

Don't Know

Refuse

Empty

On Input

On Output

Array:

Special Instructions: Valid Values:

1 = Yes

2 = No

F = Don't know

R = Refused

Destination Data Set: EINA

Report Section: 14A

INSLSTTM
EINA_Fields.INSLSTTM

Field

Description: Verify previous payment periodicity

Form Pane Label:

SAS Name:

Tag Name:

Inherited Universe:

Universe:

Universe Description:

Question Text:

Type: String

Length: 1

Don't Know

Refuse

Empty

On Input

On Output

Array:

Special Instructions: Valid Values:

1 = Yes

2 = No

F = Don't know

R = Refused

Destination Data Set: EINA

Report Section: 14A

Date Implemented (YYYY-MM-DD): April 2017

Field

INSRPMPA
EINA_Fields.INSRPMPA

Description: How often payments made

Form Pane Label:

SAS Name:

Tag Name:

Inherited Universe:

Universe:

Universe Description:

Question Text:

Type: String

Length: 2

Don't Know

Refuse

Empty

On Input

On Output

Array:

Special Instructions: Valid Values:

01 = Once a week

02 = Once every 2 weeks

03 = Twice a month

04 = Once a month

05 = Every 2 months

06 = Quarterly (every 3 months)

07 = Once every 4 months

08 = Twice a year (every 6 months)

09 = Once a year

10 = Other

F = Don't Know

R = Refused

Destination Data Set: EINA

Report Section: 14A

Date Implemented (YYYY-MM-DD): April 2017

Field

INSREGXA
EINA_Fields.INSREGXA

Description: Amount currently paid?

Form Pane Label:

SAS Name:

Tag Name:

Inherited Universe:

Universe:

Universe Description:

Question Text:

Type: Integer

Length: 6

Min: 1

Max: 99999

Don't Know

Refuse

Empty

On Input

On Output

Array:

Destination Data Set: EINA

Report Section: 14A

Date Implemented (YYYY-MM-DD): April 2017

INSEX3AX
EINA_Fields.INSEX3AX

Field

Description: How much was paid?

Form Pane Label:

SAS Name:

Tag Name:

Inherited Universe:

Universe:

Universe Description:

Question Text:

Type: Integer

Length: 6

Min: 1

Max: 99999

Don't Know

Refuse

Empty

On Input

On Output

Array:

Destination Data Set: EINA

Report Section: 14A

Field

INSE_3AX
EINA_Fields.INSE_3AX

Description: Range edit flag for INSEX3AX

Form Pane Label:

SAS Name:

Tag Name:

Inherited Universe:

Universe:

Universe Description:

Question Text:

Type: String

Length: 2

- Don't Know
- Refuse
- Empty

- On Input
- On Output

Array:

Special Instructions: NOTE: See ERR1_INSEX3AX for how to set this field.

Valid Values: A1 = Range edit failed
(ERR1 check was suppressed)

Blank = Range edit passed

Destination Data Set: EINA

Report Section: 14A

REC_STAT
EINA_Fields.REC_STAT

Field

Description: Record status

Form Pane Label:

SAS Name:

Tag Name:

Inherited Universe:

Universe:

Universe Description:

Question Text:

Type: String

Length: 1

- Don't Know
- Refuse
- Empty

- On Input
- On Output

Array:

Special Instructions: Valid values: 1 = Active Record
3 = Inactive Record

Destination Data Set: EINA

Report Section: 14A

Field

REC_ORIG
EINA_Fields.REC_ORIG

Description: Record origin

Form Pane Label:

SAS Name:

Tag Name:

Inherited Universe:

Universe:

Universe Description:

Question Text:

Type: String

Length: 1

- Don't Know
- Refuse
- Empty

- On Input
- On Output

Array:

Special Instructions: Valid values: 1 = Data from current month interview

Destination Data Set: EINA

Report Section: 14A

BSECT15

BSECT15

Block

Description: Family Care and Education

Tab Name: S15

Fly Over Name: S15 - Family Care and Education

Universe Type: If

Inherited Universe:

Universe: bFront.START <> Transmit {3} AND bFront.START <> Quit {4} AND
bFront.START <> Noninterview {5} AND bFront.REPLACE_HH <> Yes {1} AND
bFront.REPLACE_SPAWN <> Continue {1} AND CE_INTRO = Continue {1}

Universe Description: ALL

Array:

Block Instructions: 1. Max number of rows: 34

2. Section Label: Section 15 - Family Care and Education

3. This section is a laundry list. Follow the laundry list standards. (See the attachment on the field Laundry_List_Standards.)

4. Pre-chart

o Follow pre-chart standards. (See attachment on the field Prechart_Standards.)

o See the attachment on the variable Input_Setup_Specifications for specific prechart information

Field

FCE_INTRO
FCE_INTRO

Description: Introductory statement to family care and education section

Form Pane Label: Introduction

SAS Name:

Tag Name: FCE_INTRO

Inherited Universe:

Universe: ALL

Universe Description: ALL

Question Text: In this section, I'm going to ask about any payments for education and caring for ^FAM_OTHMEM_Fill. Please remember to include payments you made online or by an automatic payment. Please only report your final out-of-pocket payments.

[Description](#) [Month](#) [Amount](#) [Period](#)

Fills: FAM_OTHMEM_Fill

Instructions: IF NUMHOUSE = 1 then fill "family and non-household members"
ELSE fill "your family, other household members, and non-household members"

Type: Enumerated

Length: 1

Answer List: TContinue

Value:	Mnemonic:	Description:
1	Continue	Enter 1 to Continue

- Don't Know
- Refuse
- Empty

- On Input
- On Output

Array:

Skip Instructions: Goto BTableA.Brow.FCE_ITEM

Instrument SAS Name: FCE_INTRO

Destination Data Set: EFCE

Report Section: 15

Date Implemented (YYYY-MM-DD): April 2023

Block

BTABLEA
BTABLEA

Description:

Tab Name:
Fly Over Name:
Universe Type: If

Inherited Universe:

Universe: FCE_INTRO = Continue {1}

Universe Description:

Array:

Block Instructions:

BROW
BTABLEA.BROW

Block

Description:

Tab Name:
Fly Over Name:
Universe Type: While

Inherited Universe:

Universe: (FCE_ITEM(previous row) <> 99) AND (ROW # < 35)

Universe Description:

Array:

Block Instructions:

Field

SoftLowerLimit
BTABLEA.BROW.SoftLowerLimit

Description: Lower ranges for ERR1

Form Pane Label:

SAS Name:

Tag Name:

Inherited Universe:

Universe:

Universe Description:

Question Text:

Type: Integer

Length: 8

Min: 0

Max: 99999999

- Don't Know
- Refuse
- Empty

- On Input
- On Output

Store Instructions: SoftLowerLimit[1] := 5
SoftLowerLimit[2] := 20
SoftLowerLimit[3] := 10
SoftLowerLimit[4] := 10
SoftLowerLimit[5] := 10
SoftLowerLimit[6] := 100
SoftLowerLimit[7] := 200
SoftLowerLimit[9] := 10
SoftLowerLimit[10] := 9
SoftLowerLimit[11] := 15
SoftLowerLimit[12] := 5
SoftLowerLimit[13] := 50

Array:

Number of Elements: 30

Special Instructions: NOTE: Number of elements is set to 30 to be generic across sections and so if more options are added later this won't need to change

Field

SoftUpperLimit

BTABLEA.BROW.SoftUpperLimit

Description: Upper ranges for ERR1

Form Pane Label:

SAS Name:

Tag Name:

Inherited Universe:

Universe:

Universe Description:

Question Text:

Type: Integer

Length: 8

Min: 0

Max: 99999999

- Don't Know
- Refuse
- Empty

- On Input
- On Output

Store Instructions: SoftUpperLimit[1] := 5999
SoftUpperLimit[2] := 2500
SoftUpperLimit[3] := 10700
SoftUpperLimit[4] := 6000
SoftUpperLimit[5] := 2500
SoftUpperLimit[6] := 19999
SoftUpperLimit[7] := 4749
SoftUpperLimit[9] := 465
SoftUpperLimit[10] := 750
SoftUpperLimit[11] := 1200
SoftUpperLimit[12] := 1200
SoftUpperLimit[13] := 10700

Array:

Number of Elements: 30

Special Instructions: NOTE: Number of elements is set to 30 to be generic across sections and so if more options are added later this won't need to change

Field

FCE_ITEM
BTABLEA.BROW.FCE_ITEM

Description: Family Care and Education Items

Form Pane Label: Item

SAS Name: FCE_ITEM

Tag Name: FCE_ITEM

Inherited Universe:

Universe: ALL

Universe Description: ALL

Help Screen: H_S15

Question Text:  35 ? [F1]

Since the first of ^REF_MONTH, not including this month, have
^YOU_ANYMEM paid for any -

- Read each item on list.
- Do not include payments on student loans. They are collected in Section 22.
- Do not include any amounts that have been or will be reimbursed by an employer or other organization or person.

Fills: REF_MONTH

Instructions: Set REF_MONTH = 3 months before the interview.
Calculated by taking the INTPER from record type 10 to come up with the base
month to start from.

Fills: YOU_ANYMEM

Instructions: IF NUMHOUSE = 1 then fill "you"
ELSE fill "you or any members of your household"

Type: Enumerated

Length: 3

Answer List: TFCE_ITEM

Value:	Mnemonic:	Description:
1	SavingsPlan	Education savings plans, including 529s?
2	Nursery	Daycare, nursery, or preschool tuition or fees?
3	Babysitting	Babysitting, nanny services, or other childcare inside or outside your home?

4	ElemHighSchool	Elementary through high school tuition or fees?
5	Vocational	Vocational or technical program tuition or fees?
6	College	College or university tuition or fees?
7	Housing	Housing while attending school?
8	Meals	School meals for preschool through college, including meal plans?
9	Bus	Private school bus service?
10	Books	Purchase or rental of any school books, supplies, or equipment, which has not already been reported?
11	Tutoring	Tutoring or test prep?
12	AdultDayCare	Adult day care centers?
13	InHomeCare	In-home care for convalescing, disabled, or elderly persons, excluding medical care?
99	None	None/No more entries
888	DeleteLine	Delete a line

- Don't Know
- Refuse
- Empty

- On Input
- On Output

Store Instructions: Set Item2Shadow = FCE_ITEM

Array:

Special Instructions: 1. Answer list options should be in bold black except 99 and 888 , they should be in regular black.

(Once an answer list option is selected and the "Any more" question is answered, the answer list description color should be changed to regular blue.)

2. FCE_ITEM = 888 then "SHOW" the fields in the row

Skip Instructions: 1-13: IF FCE_ITEM <> Item2Shadow then goto CK_ITEM
ELSE goto FCEDESC

99: Exit table and goto S15_END

888: IF row number = 34 then exit the table and goto S15_END
ELSE goto FCE_ITEM for the next row

Instrument SAS Name: FCE_ITEM

Destination Data Set: EFCE

Sponsor Field Type: N

Report Section: 15

Date Implemented (YYYY-MM-DD): April 2023

CK_ITEM

Check

BTABLEA.BROW.CK_ITEM

Description: After a row is completed, the user has backed up and changed the item number to another valid item number

Inherited Universe:

Universe: FCE_ITEM was changed to another valid item number

Universe Description: After a row is completed, the user has backed up and changed the item number to another valid item number

Text: • [Press "S" to change this item code and enter new data](#)

[Press ENTER to re-enter the original item code: ^OldItem](#)

Check Instructions: IF SUPPRESSED then set all fields in this row to EMPTY:
FCEDESC, FCESAV, FCEMO, FCEAMTX, FCENAM2, FCESCHPD, FCESMEX,
FCENUM2, FCESMTX, FCE_C, FCE_CMB, FCESTORE, FCELOC, FCELOCST,
FCEMORE

Type: Soft

Skip Instructions: SUPPRESSED: Goto FCEDESC

All others, go back to FCE_ITEM

Fills: OldItem

Instructions: Fill entry in Item2Shadow

Field

FCEDESC
BTABLEA.BROW.FCEDESC

Description: Family care and education item description

Form Pane Label: Description

SAS Name: FCEDESC

Tag Name: FCEDESC

Inherited Universe:

Universe: NOT (FCE_ITEM IN [NoMore99, DeleteLine]) AND FCE_ITEM <> EMPTY

Universe Description: All, except FCE_ITEM = 99 or 888

Question Text: ♦ Describe the item or service.

Description Month Amount Period

Type: String

Length: 30

- Don't Know
- Refuse
- Empty

- On Input
- On Output

Store Instructions: Pre-Fill FCEDESC:

IF FCEDESC = EMPTY then:

If FCE_ITEM = 1 then set FCEDESC = 'Education savings plans'

If FCE_ITEM = 2 then set FCEDESC = 'Preschool/daycare'

If FCE_ITEM = 3 then set FCEDESC = 'Babysitting/childcare'

If FCE_ITEM = 4 then set FCEDESC = 'Elem-HS tuition/fees'

If FCE_ITEM = 5 then set FCEDESC = 'Vocat./technical tuition/fees'

If FCE_ITEM = 6 then set FCEDESC = 'College/univ. tuition/fees'

If FCE_ITEM = 7 then set FCEDESC = 'Housing while at school'

If FCE_ITEM = 8 then set FCEDESC = 'School meals/meal plans'

If FCE_ITEM = 9 then set FCEDESC = 'Private school bus'

If FCE_ITEM = 10 then set FCEDESC = 'School books/supplies/equip'

If FCE_ITEM = 11 then set FCEDESC = 'Test prep/tutoring'

If FCE_ITEM = 12 then set FCEDESC = 'Adult day care center'

If FCE_ITEM = 13 then set FCEDESC = 'In-home care elderly/disabled'

Array:

Skip Instructions: IF FCE_ITEM = 1 then goto FCESAV
ELSEIF FCE_ITEM = 8 then goto FCENAM2
ELSE goto FCEMO

Instrument SAS Name: FCEDESC

Destination Data Set: EFCE

Sponsor Field Type: C

Report Section: 15

Date Implemented (YYYY-MM-DD): April 2023

Field

FCESAV
BTABLEA.BROW.FCESAV

Description: Type of education savings plan

Form Pane Label: Plan

SAS Name: FCESAV

Tag Name: FCESAV

Inherited Universe:

Universe: FCE_ITEM = SavingsPlan {1}

Universe Description: Education savings plan was selected

Question Text: Was this for...

Description Month Amount Period

Type: Enumerated

Length: 1

Answer List: TFCESAV

Value:	Mnemonic:	Description:
1	Prepaid	Prepaid tuition plans?
2	Other	Other education savings plans?

- Don't Know
- Refuse
- Empty

- On Input
- On Output

Array:

Special Instructions: Answer list option descriptions should be in bold black.

Skip Instructions: Goto FCEMO

Instrument SAS Name: FCESAV

Destination Data Set: EFCE

Sponsor Field Type: C

Report Section: 15

Date Implemented (YYYY-MM-DD): April 2023

Field

FCEMO
BTABLEA.BROW.FCEMO

Description: Family care and education item month

Form Pane Label: Month

SAS Name: FCEMO

Tag Name: FCEMO

Inherited Universe:

Universe: NOT (FCE_ITEM IN [NoMore99, DeleteLine]) AND FCE_ITEM <> EMPTY AND NOT (FCE_ITEM = Meals {8})

Universe Description: All, except FCE_ITEM = 99 or 888 or 8

Question Text: In what month or months did ^YOU_YRCU pay for ^FCEDESC_Fill?

✦ Enter 13 for same amount each month of the reference period.

Description Month Amount Period

Fills: YOU_YRCU

Instructions: IF NUMHOUSE = 1 then fill "you"
ELSE fill "your household"

Fills: FCEDESC_Fill

Instructions: Fill entry in FCEDESC

Type: Enumerated

Length: 2

Answer List: TMONTH_13

Value:	Mnemonic:	Description:
1	Jan	January
2	Feb	February
3	Mar	March
4	Apr	April
5	May	May
6	Jun	June
7	Jul	July
8	Aug	August

9	Sep	September
10	Oct	October
11	Nov	November
12	Dec	December
13	Cont	Same amount each month

- Don't Know
- Refuse
- Empty

- On Input
- On Output

Array:

Special Instructions: Only display answer options 13 and the 4 months that are the reference month through the current month. (ref_monthnum, two_monthnum, last_monthnum, and cur_monthnum)

Note: Blaise does not allow non-displayed options to be selected

Skip Instructions: Goto FCEAMTX

Instrument SAS Name: FCEMO

Destination Data Set: EFCE

Sponsor Field Type: C

Report Section: 15

Date Implemented (YYYY-MM-DD): April 2023

Field

FCEAMTX
BTABLEA.BROW.FCEAMTX

Description: Amount of family care and education expense for items other than school meals

Form Pane Label: Amount

SAS Name: FCEAMTX

Tag Name: FCEAMTX

Inherited Universe:

Universe: NOT (FCE_ITEM IN [NoMore99, DeleteLine]) AND FCE_ITEM <> EMPTY AND NOT (FCE_ITEM = Meals {8})

Universe Description: All, except FCE_ITEM = 99 or 888 or 8

Question Text: How much did ^YOU_YRCU pay ^EACHMONTH_Fill? Please include any sales tax with the expense.

Description Month Amount Period

Fills: YOU_YRCU

Instructions: IF NUMHOUSE = 1 then fill "you"
ELSE fill "your household"

Fills: EACHMONTH_Fill

Instructions: IF FCEMO = Cont {13} then fill "each month"
ELSE no fill

Type: Integer

Length: 7

Min: 1

Max: 999999

- Don't Know
- Refuse
- Empty

- On Input
- On Output

Store Instructions: If FCEAMTX is in range, DK, or RF then Set FCEAMTX_

Array:

Special Instructions: Display a \$ and a comma, as needed, in the entry field.

Skip Instructions: 1-999999: IF FCEAMTX < SoftLowerLimit[FCE_ITEM] or FCEAMTX >
SoftUpperLimit[FCE_ITEM]then goto ERR1_FCEAMTX
ELSEIF FCE_ITEM = 1 then goto FCEMORE
ELSE goto FCE_C

DK, RF: IF FCE_ITEM = 1 then goto FCEMORE
ELSE goto FCE_C

Instrument SAS Name: FCEAMTX

Destination Data Set: EFCE

Sponsor Field Type: N

Report Section: 15

Date Implemented (YYYY-MM-DD): April 2023

Check

ERR1_FCEAMTX
BTABLEA.BROW.ERR1_FCEAMTX

Description: Out of Range Check

Inherited Universe:

Universe: (FCEAMTX < SoftLowerLimit[FCE_ITEM] or FCEAMTX >
SoftUpperLimit[FCE_ITEM]) AND
FCEAMTX = RESPONSE

Universe Description:

Text: ♦ THE VALUE ENTERED IS UNUSUALLY HIGH OR LOW

PLEASE VERIFY AND IF CORRECT, ENTER ITEM LEVEL NOTE

Check Instructions: IF suppressed then set FCEAMTX_ = 'A1'

Type: Soft

Skip Instructions: Suppress: IF FCE_ITEM = 1 then goto FCEMORE
ELSE Goto FCE_C

All others, go back to FCEAMTX

FCENAM2

Field

BTABLEA.BROW.FCENAM2

Description: Who school meals

Form Pane Label: Who

SAS Name:

Tag Name: FCENAM2

Inherited Universe:

Universe: FCE_ITEM = Meals {8}

Universe Description:

Question Text: Who were the school meals for?

✦ Enter line numbers for all that apply, separate with commas.

Type: Set

Max Number of Values: 31

Length: 2

Answer List: TFCENAM2

Value:	Mnemonic:	Description:
1	Person 1	Person 1
2	Person 2	Person 2
3	Person 3	Person 3
4	Person 4	Person 4
5	Person 5	Person 5
6	Person 6	Person 6
7	Person 7	Person 7
8	Person 8	Person 8
9	Person 9	Person 9
10	Person 10	Person 10
11	Person 11	Person 11
12	Person 12	Person 12
13	Person 13	Person 13
14	Person 14	Person 14
15	Person 15	Person 15
16	Person 16	Person 16

17	Person 17	Person 17
18	Person 18	Person 18
19	Person 19	Person 19
20	Person 20	Person 20
21	Person 21	Person 21
22	Person 22	Person 22
23	Person 23	Person 23
24	Person 24	Person 24
25	Person 25	Person 25
26	Person 26	Person 26
27	Person 27	Person 27
28	Person 28	Person 28
29	Person 29	Person 29
30	Person 30	Person 30
55	NonHH	Non-household member

- Don't Know
- Refuse
- Empty

- On Input
- On Output

Array:

Special Instructions: In the answer list, display the names of all active CU members (i.e., roster members with CC.Unit2.Person.Recstatm = 1)

Skip Instructions: Goto FCESCHPD

Instrument SAS Name: FCENAM2

Destination Data Set: EFCE

Sponsor Field Type: C

Report Section: 15

Date Implemented (YYYY-MM-DD): April 2023

FCESCHPD

Field

BTABLEA.BROW.FCESCHPD

Description: Time period for usual school meal expense

Form Pane Label: Often

SAS Name: FCESCHPD

Tag Name: FCESCHPD

Inherited Universe:

Universe: FCE_ITEM = Meals {8}

Universe Description:

Question Text: Since the first of ^REF_MONTH not including this month, how often did
^YOU_YRCU PAY for meals at school^WhoMeals_Fill

^FCESCHPDpersons_Fill

✦ Semester, one-time, and as needed payments should be entered as OTHER.

Fills: REF_MONTH

Instructions: Set REF_MONTH = 3 months before the interview.

Calculated by taking the INTPER from record type 10 to come up with the base
month to start from.

Fills: YOU_YRCU

Instructions: IF NUMHOUSE = 1 then fill "you"
ELSE fill "your household"

Fills: WhoMeals_Fill

Instructions: If (FCENAME21 = RESPLINE and FCENAME2.CARDINAL = 1) or (FCENAME2 =
NONRESPONSE then fill '?'
ELSEIF FCENAME21 = NonHH {55} and FCENAME2.CARDINAL = 1 then fill ' for
non-household members?'
ELSEIF FCENAME2.CARDINAL > 1 then fill ' for (READ NAMES)?'
ELSE fill ' for ^Name[FCENAME21]?'

Fills: Name

Instructions: Fill Name

Fills: FCESCHPDpersons_Fill

Instructions: IF FCENAME2.CARDINAL > 1 then List the person names and/or
"Non-household members" for the responses selected to FCENAME2, in bold

black
Else do not fill anything.

Type: Enumerated
Length: 1

Answer List: TFCESCHPD

Value:	Mnemonic:	Description:
1	Daily	Daily
2	Weekly	Weekly
3	Biweekly	Biweekly
4	Monthly	Monthly
5	Other	Other

- Don't Know
- Refuse
- Empty

- On Input
- On Output

Array:

Skip Instructions: 1-4: Goto FCESMEX

5,DK,RF: Goto FCESMTX

Instrument SAS Name: FCESCHPD

Destination Data Set: EFCE

Sponsor Field Type: C

Report Section: 15

Date Implemented (YYYY-MM-DD): April 2023

FCESMEX

Field

BTABLEA.BROW.FCESMEX

Description: Usual expense for meals purchased at school

Form Pane Label: Amount

SAS Name: FCESMEX

Tag Name: FCESMEX

Inherited Universe:

Universe: FCESCHPD IN [Daily {1}, Weekly {2}, Biweekly {3}, Monthly {4}]

Universe Description:

Question Text: How much did ^YOU_YRCU usually pay each time?

[Description](#) [Month](#) [Amount](#) [Period](#)

Fills: YOU_YRCU

Instructions: IF NUMHOUSE = 1 then fill "you"
ELSE fill "your household"

Type: Integer

Length: 7

Min: 1

Max: 999999

- Don't Know
- Refuse
- Empty

- On Input
- On Output

Store Instructions: If FCESMEX is in range, DK, or RF then Set FCESMEX _

Array:

Special Instructions: Display a \$ and a comma, as needed, in the entry field.

Skip Instructions: IF (FCESCHPD = 1 and FCESMEX > 20) OR
(FCESCHPD = 2 and (FCESMEX < 5 or FCESMEX > 87)) OR
(FCESCHPD = 3 and (FCESMEX < 5 or FCESMEX > 174)) OR
(FCESCHPD = 4 and (FCESMEX < 5 or FCESMEX > 349)) then goto

ERR1_FCESMEX

ELSE goto FCENUM2

Instrument SAS Name: FCESMEX

Destination Data Set: EFCE

Sponsor Field Type: N

Report Section: 15

Date Implemented (YYYY-MM-DD): April 2023

ERR1_FCESMEX

Check

BTABLEA.BROW.ERR1_FCESMEX

Description: Out of Range Check

Inherited Universe:

Universe: ((FCESCHPD = 1 and FCESMEX > 20) or
(FCESCHPD = 2 and (FCESMEX < 5 or FCESMEX > 87)) or
(FCESCHPD = 3 and (FCESMEX < 5 or FCESMEX > 174)) or
(FCESCHPD = 4 and (FCESMEX < 5 or FCESMEX > 349))) AND FCESMEX =
RESPONSE

Universe Description:

Text: ♦ THE VALUE ENTERED IS UNUSUALLY HIGH OR LOW

PLEASE VERIFY AND IF CORRECT, ENTER ITEM LEVEL NOTE

Check Instructions: IF suppressed then set FCESMEX_ = 'A1'

Type: Soft

Skip Instructions: Suppress: Goto FCENUM2

All others, go back to FCESMEX

Field

FCENUM2
BTABLEA.BROW.FCENUM2

Description: Number of weeks/months school meals purchased

Form Pane Label: Per

SAS Name: FCENUM2

Tag Name: FCENUM2

Inherited Universe:

Universe: FCESCHPD IN [Daily {1}, Weekly {2}, Biweekly {3}, Monthly {4}]

Universe Description:

Question Text: Since the first of ^REF_MONTH not including this month, how many ^WKMNTH_Fill did these payments cover?

Fills: WKMNTH_Fill

Instructions: IF FCESCHPD IN [Daily {1}, Weekly {2}, Biweekly {3}] then fill "WEEKS"
ELSEIF FCESCHPD = Monthly {4} then fill "MONTHS"

Fills: REF_MONTH

Instructions: Set REF_MONTH = 3 months before the interview.
Calculated by taking the INTPER from record type 10 to come up with the base month to start from.

Type: Integer

Length: 2

Min: 1

Max: 13

Don't Know

Refuse

Empty

On Input

On Output

Array:

Skip Instructions: IF FCENUM2 > 3 and FCESCHPD = 4 then goto CK_FCENUM2

ELSE goto FCE_C

Instrument SAS Name: FCENUM2

Destination Data Set: EFCE

Sponsor Field Type: N

Report Section: 15

Date Implemented (YYYY-MM-DD): April 2023

Check

CK_FCENUM2
BTABLEA.BROW.CK_FCENUM2

Description: More than 3 months entered

Inherited Universe:

Universe: FCENUM2 > 3 and FCESCHPD = Monthly {4}

Universe Description: More than 3 months was entered

Text: ♦ The number of months, in the reference period, that the payments cover is more than 3 months.

Check Instructions:

Type: Hard

Skip Instructions: Go back to FCENUM2

FCESMTX

Field

BTABLEA.BROW.FCESMTX

Description: Total paid for school meals during reference period

Form Pane Label: Total

SAS Name: FCESMTX

Tag Name: FCESMTX

Inherited Universe:

Universe: FCESCHPD = Other {5} or FCESCHPD = NONRESPONSE

Universe Description:

Question Text: Since the first of ^REF_MONTH not including this month, how much did ^YOU_YRCU pay in total for meals at school^WhoMeals_Fill

^FCESCHPDpersons_Fill

[Description](#) [Month](#) [Amount](#) [Period](#)

Fills: REF_MONTH

Instructions: Set REF_MONTH = 3 months before the interview.

Calculated by taking the INTPER from record type 10 to come up with the base month to start from.

Fills: YOU_YRCU

Instructions: IF NUMHOUSE = 1 then fill "you"
ELSE fill "your household"

Fills: WhoMeals_Fill

Instructions: If (FCENAME21 = RESPLINE and FCENAME2.CARDINAL = 1) or (FCENAME2 = NONRESPONSE then fill '?'
ELSEIF FCENAME21 = NonHH {55} and FCENAME2.CARDINAL = 1 then fill ' for non-household members?'
ELSEIF FCENAME2.CARDINAL > 1 then fill ' for (READ NAMES)?'
ELSE fill ' for ^Name[FCENAME21]?'

Fills: Name

Instructions: Fill Name

Fills: FCESCHPDpersons_Fill

Instructions: IF FCENAME2.CARDINAL > 1 then List the person names and/or "Non-household members" for the responses selected to FCENAME2, in bold

black
Else do not fill anything.

Type: Integer
Length: 7

Min: 1
Max: 999999

Don't Know
 Refuse
 Empty

On Input
 On Output

Store Instructions: If FCESMTX is in range, DK, or RF then Set FCESMTX _

Array:

Special Instructions: Display a \$ and a comma, as needed, in the entry field.

Skip Instructions: 1-999999: IF FCESMTX < 10 or FCESMTX > 3000
then goto ERR1_FCESMTX

ELSE goto FCE_C

DK, RF: Goto FCE_C

Instrument SAS Name: FCESMTX

Destination Data Set: EFCE

Sponsor Field Type: N

Report Section: 15

Date Implemented (YYYY-MM-DD): April 2023

ERR1_FCESMTX

Check

BTABLEA.BROW.ERR1_FCESMTX

Description: Out of Range Check

Inherited Universe:

Universe: (FCESMTX < 10 or FCESMTX > 3000) AND FCESMTX = RESPONSE

Universe Description:

Text: * THE VALUE ENTERED IS UNUSUALLY HIGH OR LOW

PLEASE VERIFY AND IF CORRECT, ENTER ITEM LEVEL NOTE

Check Instructions: IF suppressed then set FCESMTX_ = 'A1'

Type: Soft

Skip Instructions: Suppress: Goto FCE_C

All others, go back to FCESMTX

Field

FCE_C
BTABLEA.BROW.FCE_C

Description: Combined expense

Form Pane Label: C

SAS Name:

Tag Name: FCE_C

Inherited Universe:

Universe: NOT (FCE_ITEM IN [NoMore99, DeleteLine]) AND FCE_ITEM <> EMPTY AND NOT (FCE_ITEM = SavingsPlan {1})

Universe Description: All except FCE_ITEM = 99, 888, and 1

Question Text: * Enter 'C' for a combined expense

Type: String

Length: 1

- Don't Know
- Refuse
- Empty

- On Input
- On Output

Array:

Skip Instructions: C: goto FCE_CMB

EMPTY: IF ([FCE_ITEM = 2, 4, 5, or 6] and [RT10.POPGRP = 03 or 04]) or
([FCE_ITEM = 10] and [RT10.POPGRP = 03 or 04 or 17]) or
([FCE_ITEM = 8 or 12] and [RT10.POPGRP = 15 or 16 or 19])
then goto FCESTORE
ELSE goto FCEMORE

IF any entry other than a 'C' or the enter key is entered then goto CK_C

Instrument SAS Name: FCE_C

Destination Data Set: EFCE

Report Section: 15

Date Implemented (YYYY-MM-DD): April 2023

Check

CK_C
BTABLEA.BROW.CK_C

Description: C field can only contain a "C" or EMPTY

Inherited Universe:

Universe: FCE_C <> 'C' AND FCE_C <> EMPTY

Universe Description: FCE_C = anything other than a 'C' or EMPTY

Text: * [Not a valid entry](#)

Check Instructions:

Type: Hard

Skip Instructions: Go back to FCE_C

FCE_CMB

Field

BTABLEA.BROW.FCE_CMB

Description: FCE Combined Expense

Form Pane Label: Combined Codes

SAS Name:

Tag Name: FCE_CMB

Inherited Universe:

Universe: FCE_C = 'C'

Universe Description:

Help Screen: H_S15

Question Text: 35 ? [F1]

- ◆ Ask if not apparent.

What was combined with ^FCE_ITEMS_Fill?

- ◆ Enter all that apply, separated by commas

Description Month Amount Period

Fills: FCE_ITEMS_Fill

Instructions: If FCE_ITEM = 1 then fill "education savings plans"

If FCE_ITEM = 2 then fill "preschool or child day care centers"

If FCE_ITEM = 3 then fill "babysitting, nanny services, or other child care"

If FCE_ITEM = 4 then fill "elementary through high school tuition or fees"

If FCE_ITEM = 5 then fill "vocational or technical program tuition or fees"

If FCE_ITEM = 6 then fill "college or university tuition or fees"

If FCE_ITEM = 7 then fill "housing while attending school"

If FCE_ITEM = 8 then fill "school meals or meal plans"

If FCE_ITEM = 9 then fill "private school bus service"

If FCE_ITEM = 10 then fill "school books, supplies, or equipment"

If FCE_ITEM = 11 then fill "tutoring or test prep"

If FCE_ITEM = 12 then fill "adult day care centers"

If FCE_ITEM = 13 then fill "in-home care for convalescing, disabled, or elderly persons, excluding medical care"

Type: Set

Max Number of Values: 9

Length: 2

Answer List: TFCE_CMB

Value:	Mnemonic:	Description:
2	Nursery	Daycare, nursery, or preschool tuition or fees
3	Babysitting	Babysitting, nanny services, or other childcare inside or outside your home
4	ElemHighSchool	Elementary through high school tuition or fees
5	Vocational	Vocational or technical program tuition or fees
6	College	College or university tuition or fees
7	Housing	Housing while attending school
8	Meals	School meals for preschool through college, including meal plans
9	Bus	Private school bus service
10	Books	Purchase or rental of any school books, supplies, or equipment, which has not already been reported
11	Tutoring	Tutoring or test prep
12	AdultDayCare	Adult day care centers
13	InHomeCare	In-home care for convalescing, disabled, or elderly persons, excluding medical care

- Don't Know
- Refuse
- Empty

- On Input
- On Output

Array:

Special Instructions: If FCE_ITEM = 2-11 then display answer list options 2-11
If FCE_ITEM = 12-13 then display answer list options 12-13

Skip Instructions: IF ((FCE_ITEM = 2, 4, 5, or 6) and [RT10.POPGRP = 03 or 04]) or
((FCE_ITEM = 10) and [RT10.POPGRP = 03 or 04 or 17]) or
((FCE_ITEM = 8 or 12) and [RT10.POPGRP = 15 or 16 or 19]) then goto
FCESTORE

ELSE goto FCEMORE

Instrument SAS Name: FCE_CMB

Destination Data Set: EFCE

Report Section: 15

Date Implemented (YYYY-MM-DD): April 2023

FCESTORE

Field

BTABLEA.BROW.FCESTORE

Description: Point of purchase for FCE expense

Form Pane Label: Store

SAS Name: FCESTORE

Tag Name: FCESTORE

Inherited Universe:

Universe: ((FCE_ITEM = 2 or FCE_ITEM = 4 or FCE_ITEM = 5 or FCE_ITEM = 6) and [VAL(RT10.POPGRP) = 3 or VAL(RT10.POPGRP) = 4]) or ((FCE_ITEM = 10) and [VAL(RT10.POPGRP) = 3 or VAL(RT10.POPGRP) = 4 or VAL(RT10.POPGRP) = 17]) or ((FCE_ITEM = 8 or FCE_ITEM = 12) and [VAL(RT10.POPGRP) = 15 or VAL(RT10.POPGRP) = 16 or VAL(RT10.POPGRP) = 19])

Universe Description:

Question Text: What is the name of the ^FCE_ITEM2_Fill?

◆ If more than one outlet reported, enter the most recent.

Fills: FCE_ITEM2_Fill

Instructions: IF FCE_ITEM = 2 then fill "preschool or child day care center"

ELSEIF FCE_ITEM = 4 then fill "school"

ELSEIF FCE_ITEM = 5 then fill "school"

ELSEIF FCE_ITEM = 6 then fill "school"

ELSEIF FCE_ITEM = 8 then fill "school providing meals"

ELSEIF FCE_ITEM = 10 then fill "business where this was purchased"

ELSEIF FCE_ITEM = 12 then fill "business that provided this service"

Type: String

Length: 45

Don't Know

Refuse

Empty

On Input

On Output

Array:

Special Instructions: IF uppercase entry contains '.COM' then set FCEPURCH = 1 and "keep" and "show"

Skip Instructions: IF uppercase entry contains '.COM' then goto FCEMORE

ELSEIF DK or RF then goto FCEMORE

ELSE goto FCEPURCH

Instrument SAS Name: FCESTORE

Destination Data Set: EFCE

Sponsor Field Type: C

Report Section: 15

Date Implemented (YYYY-MM-DD): April 2023

FCEPURCH

Field

BTABLEA.BROW.FCEPURCH

Description: Mode of FCE purchase

Form Pane Label: Online

SAS Name: FCEPURCH

Tag Name: FCEPURCH

Inherited Universe:

Universe: FCESTORE = RESPONSE AND (UPPERCASE (FCESTORE) does NOT contain
'COM')

Universe Description:

Question Text: Was this paid for -

Type: Enumerated

Length: 1

Answer List: TOnline

Value:	Mnemonic:	Description:
1	Online	Online?
2	InPerson	In person?
3	MailTel	By mail or telephone order?
4	Other	Other

- Don't Know
- Refuse
- Empty

- On Input
- On Output

Array:

Special Instructions: Answer list descriptions for options 1-3 should be bold black

Skip Instructions: 1,3,4,DK,RF: Goto FCEMORE

2: Goto FCELOC

Instrument SAS Name: FCEPURCH

Destination Data Set: EFCE

Sponsor Field Type: C

Report Section: 15

Date Implemented (YYYY-MM-DD): April 2023

FCELOC

Field

BTABLEA.BROW.FCELOC

Description: City of FCE expense

Form Pane Label: City

SAS Name: FCELOC

Tag Name: FCELOC

Inherited Universe:

Universe: FCEPURCH = InPerson {2}

Universe Description:

Question Text: In what city is ^FCESTORE_Fill located?

Fills: FCESTORE_Fill

Instructions: Fill entry in FCESTORE

Type: String

Length: 45

Don't Know
 Refuse
 Empty

On Input
 On Output

Array:

Skip Instructions: Goto FCELOCST

Instrument SAS Name: FCELOC

Destination Data Set: EFCE

Sponsor Field Type: C

Report Section: 15

Date Implemented (YYYY-MM-DD): April 2023

Field

FCELOCST
BTABLEA.BROW.FCELOCST

Description: State of FCE expense

Form Pane Label: State

SAS Name: FCELOCST

Tag Name: FCELOCST

Inherited Universe:

Universe: FCEPURCH = InPerson {2}

Universe Description:

Help Screen: H_DESTCODE

Question Text: ? [F1]

In what state is ^FCESTORE_Fill located?

◆ [Enter the two character state abbreviation](#)

Fills: FCESTORE_Fill

Instructions: Fill entry in FCESTORE

Type: String

Length: 2

Don't Know

Refuse

Empty

On Input

On Output

Array:

Special Instructions: Use answer type TState - STRING[2], display width 4

Skip Instructions: IF entry is not a valid state abbreviation and entry <> 'XX' then
goto CK_FCELOCST

ELSE goto FCEMORE

Instrument SAS Name: FCELOCST

Destination Data Set: EFCE

Sponsor Field Type: C

Report Section: 15

Date Implemented (YYYY-MM-DD): April 2023

Check

CK_FCELOCST
BTABLEA.BROW.CK_FCELOCST

Description: Not a valid state abbreviation

Inherited Universe:

Universe: (FCELOCST is not a valid state abbreviation) AND FCELOCST <> 'XX' AND
FCELOCST = RESPONSE

Universe Description: State abbreviation entered is not valid

Text: * [Not a valid state abbreviation](#)

Check Instructions:

Type: Hard

Skip Instructions: Go back to FCELOCST

FCEMORE

Field

BTABLEA.BROW.FCEMORE

Description: Check for additional FCE item report

Form Pane Label: More

SAS Name:

Tag Name: FCEMORE

Inherited Universe:

Universe: NOT (FCE_ITEM IN [NoMore99, DeleteLine]) AND FCE_ITEM <> EMPTY

Universe Description: All, except FCE_ITEM = 99 or 888

Question Text: Did you pay for any other ^FCE_ITEMS_Fill?

[Description](#) [Month](#) [Amount](#) [Period](#)

Fills: FCE_ITEMS_Fill

Instructions: If FCE_ITEM = 1 then fill "education savings plans"

If FCE_ITEM = 2 then fill "preschool or child day care centers"

If FCE_ITEM = 3 then fill "babysitting, nanny services, or other child care"

If FCE_ITEM = 4 then fill "elementary through high school tuition or fees"

If FCE_ITEM = 5 then fill "vocational or technical program tuition or fees"

If FCE_ITEM = 6 then fill "college or university tuition or fees"

If FCE_ITEM = 7 then fill "housing while attending school"

If FCE_ITEM = 8 then fill "school meals or meal plans"

If FCE_ITEM = 9 then fill "private school bus service"

If FCE_ITEM = 10 then fill "school books, supplies, or equipment"

If FCE_ITEM = 11 then fill "tutoring or test prep"

If FCE_ITEM = 12 then fill "adult day care centers"

If FCE_ITEM = 13 then fill "in-home care for convalescing, disabled, or elderly persons, excluding medical care"

Type: Enumerated

Length: 1

Answer List: TYesNo

Value:	Mnemonic:	Description:
1	Yes	Yes
2	No	No

- Don't Know
- Refuse
- Empty

- On Input
- On Output

Array:

Special Instructions: IF FCEMORE = 1 and row number <> 34 then:
pre-fill FCE_ITEM and FCEDESC for the
next row with the same information as the current row.

Skip Instructions: 1: IF ROW number = 34 then goto ERR_MAX
ELSE goto FCE_ITEM for the next row

2,DK,RF: IF ROW number =34 then exit table and goto S15_END
ELSE goto FCE_ITEM for the next row

Instrument SAS Name: FCEMORE

Destination Data Set: EFCE

Report Section: 15

Date Implemented (YYYY-MM-DD): April 2023

ERR_MAX

Check

BTABLEA.BROW.ERR_MAX

Description: Max Number of Rows Reached

Inherited Universe:

Universe: FCEMORE = Yes {1} AND (ROW number = 34)

Universe Description: Yes there are more payments, but there are no more empty rows in the grid

Text: ♦ [No more rows can be added.](#)

Check Instructions:

Type: Hard

Skip Instructions: Go back to FCEMORE

Field

FCEAMTX_
BTABLEA.BROW.FCEAMTX_

Description: Range edit flag for FCEAMTX

Form Pane Label:

SAS Name: FCEAMTX_

Tag Name:

Inherited Universe:

Universe:

Universe Description:

Question Text:

Type: String

Length: 2

- Don't Know
- Refuse
- Empty

- On Input
- On Output

Array:

Special Instructions: NOTE: See ERR1_FCEAMTX for how to set this field

Valid Values: A1 = Range edit failed
(ERR1 check was suppressed)

Blank = Range edit passed

Instrument SAS Name: FCEAMTX_

Destination Data Set: EFCE

Sponsor Field Type: C

Report Section: 15

Date Implemented (YYYY-MM-DD): April 2023

Sponsor Edits: FLAG

Field

FCESMEX_
BTABLEA.BROW.FCESMEX_

Description: Range edit flag for FCESMEX

Form Pane Label:

SAS Name: FCESMEX_

Tag Name:

Inherited Universe:

Universe:

Universe Description:

Question Text:

Type: String

Length: 2

Don't Know

Refuse

Empty

On Input

On Output

Array:

Special Instructions: NOTE: See ERR1_FCESMEX for how to set this field

Valid Values: A1 = Range edit failed
(ERR1 check was suppressed)

Blank = Range edit passed

Instrument SAS Name: FCESMEX_

Destination Data Set: EFCE

Sponsor Field Type: C

Report Section: 15

Date Implemented (YYYY-MM-DD): April 2023

Sponsor Edits: FLAG

Field

FCESMTX_
BTABLEA.BROW.FCESMTX_

Description: Range edit flag for FCESMTX

Form Pane Label:

SAS Name: FCESMTX_

Tag Name:

Inherited Universe:

Universe:

Universe Description:

Question Text:

Type: String

Length: 2

- Don't Know
- Refuse
- Empty

- On Input
- On Output

Array:

Special Instructions: NOTE: See ERR1_FCESMTX for how to set this field

Valid Values: A1 = Range edit failed
(ERR1 check was suppressed)

Blank = Range edit passed

Instrument SAS Name: FCESMTX_

Destination Data Set: EFCE

Sponsor Field Type: C

Report Section: 15

Date Implemented (YYYY-MM-DD): April 2023

Sponsor Edits: FLAG

Field

FCECODE
BTABLEA.BROW.FCECODE

Description: Item code

Form Pane Label:

SAS Name: FCECODE

Tag Name:

Inherited Universe:

Universe:

Universe Description:

Question Text:

Type: String

Length: 3

- Don't Know
- Refuse
- Empty

- On Input
- On Output

Array:

Special Instructions: NOTE: Created and set in processing based on entry in FCE_ITEM as follows:

```
IF FCE_ITEM = 1 then set FCECODE = 100
ELSE IF FCE_ITEM = 2 then set FCECODE = 200
ELSE IF FCE_ITEM = 3 then set FCECODE = 225
ELSE IF FCE_ITEM = 4 then set FCECODE = 301
ELSE IF FCE_ITEM = 5 then set FCECODE = 302
ELSE IF FCE_ITEM = 6 then set FCECODE = 303
ELSE IF FCE_ITEM = 7 then set FCECODE = 310
ELSE IF FCE_ITEM = 8 then set FCECODE = 321
ELSE IF FCE_ITEM = 9 then set FCECODE = 340
ELSE IF FCE_ITEM = 10 then set FCECODE = 365
ELSE IF FCE_ITEM = 11 then set FCECODE = 345
ELSE IF FCE_ITEM = 12 then set FCECODE = 710
ELSE IF FCE_ITEM = 13 then set FCECODE = 700
```

Instrument SAS Name: FCECODE

Destination Data Set: EFCE

Sponsor Field Type: C

Report Section: 15

Date Implemented (YYYY-MM-DD): April 2023

Field

FCECD1
BTABLEA.BROW.FCECD1

Description: 1st item the expenditure is combined with

Form Pane Label:

SAS Name: FCECD1

Tag Name:

Inherited Universe:

Universe:

Universe Description:

Question Text:

Type: String

Length: 3

- Don't Know
- Refuse
- Empty

- On Input
- On Output

Array:

Special Instructions: NOTE: Set in processing based on 1st selection FCE_CMB as follows:

```
IF FCE_CMB1 = 2 then set FCECD1 = 200
ELSE IF FCE_CMB1 = 3 then set FCECD1 = 225
ELSE IF FCE_CMB1 = 4 then set FCECD1 = 301
ELSE IF FCE_CMB1 = 5 then set FCECD1 = 302
ELSE IF FCE_CMB1 = 6 then set FCECD1 = 303
ELSE IF FCE_CMB1 = 7 then set FCECD1 = 310
ELSE IF FCE_CMB1 = 8 then set FCECD1 = 321
ELSE IF FCE_CMB1 = 9 then set FCECD1 = 340
ELSE IF FCE_CMB1 = 10 then set FCECD1 = 365
ELSE IF FCE_CMB1 = 11 then set FCECD1 = 345
ELSE IF FCE_CMB1 = 12 then set FCECD1 = 710
ELSE IF FCE_CMB1 = 13 then set FCECD1 = 700
```

Instrument SAS Name: FCECD1

Destination Data Set: EFCE

Sponsor Field Type: C

Report Section: 15

Date Implemented (YYYY-MM-DD): April 2023

Field

FCECD2
BTABLEA.BROW.FCECD2

Description: 2nd item the expenditure is combined with

Form Pane Label:

SAS Name: FCECD2

Tag Name:

Inherited Universe:

Universe:

Universe Description:

Question Text:

Type: String

Length: 3

Don't Know

Refuse

Empty

On Input

On Output

Array:

Special Instructions: NOTE: Created and set in processing based on 2nd selection FCE_CMB (FCE_CMB2). See FCECD1 for values.

Instrument SAS Name: FCECD2

Destination Data Set: EFCE

Sponsor Field Type: C

Report Section: 15

Date Implemented (YYYY-MM-DD): April 2023

FCECD3

Field

BTABLEA.BROW.FCECD3

Description: 3rd item the expenditure is combined with

Form Pane Label:

SAS Name: FCECD3

Tag Name:

Inherited Universe:

Universe:

Universe Description:

Question Text:

Type: String

Length: 3

Don't Know

Refuse

Empty

On Input

On Output

Array:

Special Instructions: NOTE: Created and set in processing based on 3rd selection FCE_CMB (FCE_CMB3). See FCECD1 for values.

Instrument SAS Name: FCECD3

Destination Data Set: EFCE

Sponsor Field Type: C

Report Section: 15

Date Implemented (YYYY-MM-DD): April 2023

Field

FCECD4
BTABLEA.BROW.FCECD4

Description: 4th item the expenditure is combined with

Form Pane Label:

SAS Name: FCECD4

Tag Name:

Inherited Universe:

Universe:

Universe Description:

Question Text:

Type: String

Length: 3

Don't Know

Refuse

Empty

On Input

On Output

Array:

Special Instructions: NOTE: Created and set in processing based on 4th selection FCE_CMB (FCE_CMB4). See FCECD1 for values.

Instrument SAS Name: FCECD4

Destination Data Set: EFCE

Sponsor Field Type: C

Report Section: 15

Date Implemented (YYYY-MM-DD): April 2023

FCECD5

Field

BTABLEA.BROW.FCECD5

Description: 5th item the expenditure is combined with

Form Pane Label:

SAS Name: FCECD5

Tag Name:

Inherited Universe:

Universe:

Universe Description:

Question Text:

Type: String

Length: 3

Don't Know

Refuse

Empty

On Input

On Output

Array:

Special Instructions: NOTE: Created and set in processing based on 5th selection FCE_CMB (FCE_CMB5). See FCECD1 for values.

Instrument SAS Name: FCECD5

Destination Data Set: EFCE

Sponsor Field Type: C

Report Section: 15

Date Implemented (YYYY-MM-DD): April 2023

Field

FCECD6
BTABLEA.BROW.FCECD6

Description: 6th item the expenditure is combined with

Form Pane Label:

SAS Name: FCECD6

Tag Name:

Inherited Universe:

Universe:

Universe Description:

Question Text:

Type: String

Length: 3

- Don't Know
- Refuse
- Empty

- On Input
- On Output

Array:

Special Instructions: NOTE: Created and set in processing based on 6th selection FCE_CMB (FCE_CMB6). See FCECD1 for values.

Instrument SAS Name: FCECD6

Destination Data Set: EFCE

Sponsor Field Type: C

Report Section: 15

Date Implemented (YYYY-MM-DD): April 2023

FCECD7

Field

BTABLEA.BROW.FCECD7

Description: 7th item the expenditure is combined with

Form Pane Label:

SAS Name: FCECD7

Tag Name:

Inherited Universe:

Universe:

Universe Description:

Question Text:

Type: String

Length: 3

Don't Know

Refuse

Empty

On Input

On Output

Array:

Special Instructions: NOTE: Created and set in processing based on 7th selection FCE_CMB (FCE_CMB7). See FCECD1 for values.

Instrument SAS Name: FCECD7

Destination Data Set: EFCE

Sponsor Field Type: C

Report Section: 15

Date Implemented (YYYY-MM-DD): April 2023

Field

FCECD8
BTABLEA.BROW.FCECD8

Description: 8th item the expenditure is combined with

Form Pane Label:

SAS Name: FCECD8

Tag Name:

Inherited Universe:

Universe:

Universe Description:

Question Text:

Type: String

Length: 3

Don't Know

Refuse

Empty

On Input

On Output

Array:

Special Instructions: NOTE: Created and set in processing based on 8th selection FCE_CMB (FCE_CMB8). See FCECD1 for values.

Instrument SAS Name: FCECD8

Destination Data Set: EFCE

Sponsor Field Type: C

Report Section: 15

Date Implemented (YYYY-MM-DD): April 2023

FCECD9

Field

BTABLEA.BROW.FCECD9

Description: 9th item the expenditure is combined with

Form Pane Label:

SAS Name: FCECD9

Tag Name:

Inherited Universe:

Universe:

Universe Description:

Question Text:

Type: String

Length: 3

Don't Know

Refuse

Empty

On Input

On Output

Array:

Special Instructions: NOTE: Created and set in processing based on 9th selection FCE_CMB (FCE_CMB9). See FCECD1 for values.

Instrument SAS Name: FCECD9

Destination Data Set: EFCE

Sponsor Field Type: C

Report Section: 15

Date Implemented (YYYY-MM-DD): April 2023

Field

REC_STAT
BTABLEA.BROW.REC_STAT

Description: Record status

Form Pane Label:

SAS Name: REC_STAT

Tag Name:

Inherited Universe:

Universe:

Universe Description:

Question Text:

Type: String

Length: 1

- Don't Know
- Refuse
- Empty

- On Input
- On Output

Array:

Special Instructions: NOTE: Created and set in processing

Valid Values: 1 = Active Record
2 = Current month Record

Instrument SAS Name: REC_STAT

Destination Data Set: EFCE

Sponsor Field Type: C

Report Section: 15

Date Implemented (YYYY-MM-DD): April 2023

REC_ORIG

Field

BTABLEA.BROW.REC_ORIG

Description: Record origin

Form Pane Label:

SAS Name: REC_ORIG

Tag Name:

Inherited Universe:

Universe:

Universe Description:

Question Text:

Type: String

Length: 1

- Don't Know
- Refuse
- Empty

- On Input
- On Output

Array:

Special Instructions: NOTE: Created and set in processing

Valid Values: 1 = Data from current month interview
2 = Data reported in previous quarter

Instrument SAS Name: REC_ORIG

Destination Data Set: EFCE

Sponsor Field Type: C

Report Section: 15

Date Implemented (YYYY-MM-DD): April 2023

Field

T_FCENAM2
BTABLEA.BROW.T_FCENAM2

Description: Combine entries in FCENAM2 1-31 - separated with a comma

Form Pane Label:

SAS Name: FCENAM2

Tag Name:

Inherited Universe:

Universe:

Universe Description:

Question Text:

Type: String

Length: 200

Don't Know

Refuse

Empty

On Input

On Output

Array:

Instrument SAS Name: T_FCENAM2

Destination Data Set: EFCE

Sponsor Field Type: C

Report Section: 15

Date Implemented (YYYY-MM-DD): April 2023

FCEAMOUNT

Field

BTABLEA.BROW.FCEAMOUNT

Description: Amount variable for the SCIF

Form Pane Label:

SAS Name:

Tag Name:

Inherited Universe:

Universe:

Universe Description:

Question Text:

Type: Integer

Length: 7

Min: 0

Max: 999999

Don't Know

Refuse

Empty

On Input

On Output

Array:

Special Instructions: There is only 1 amount variable on the SCIF so in processing this variable will be set to FCEAMTX, FCESMEX, or FCESMTX

Instrument SAS Name: FCEAMOUNT

Destination Data Set: EFCE

Sponsor Field Type: N

Report Section: 15

Date Implemented (YYYY-MM-DD): April 2023

Field

LP15_Flag
LP15_Flag

Description: Flag used in section 20C - extended recall

Form Pane Label:

SAS Name:

Tag Name:

Inherited Universe:

Universe: Sectcomp[15] = "Yes"

Universe Description:

Question Text:

Type: Enumerated

Length: 1

Answer List: TYesNo

Value:	Mnemonic:	Description:
1	Yes	Yes
2	No	No

- Don't Know
- Refuse
- Empty

- On Input
- On Output

Store Instructions: FOR I:= 1-13 DO {# of ITEM answer options}
 LP15_Flag[I] = 2
END DO

```
FOR I:= 1 TO 34 DO {Max # of rows for the table}
  IF BSect15.BtableA.Brow[I].FCE_ITEM = 2 THEN LP15_Flag[2] := 1
  ELSEIF BSect15.BtableA.Brow[I].FCE_ITEM = 4 THEN LP15_Flag[4] := 1
  ELSEIF BSect15.BtableA.Brow[I].FCE_ITEM = 5 THEN LP15_Flag[5] := 1
  ELSEIF BSect15.BtableA.Brow[I].FCE_ITEM = 6 THEN LP15_Flag[6] := 1
  ELSEIF BSect15.BtableA.Brow[I].FCE_ITEM = 8 THEN LP15_Flag[8] := 1
  ELSEIF BSect15.BtableA.Brow[I].FCE_ITEM = 10 THEN LP15_Flag[10] := 1
  ELSEIF BSect15.BtableA.Brow[I].FCE_ITEM = 12 THEN LP15_Flag[12] := 1
END
```

END DO

Array:

Number of Elements: 13

Instrument SAS Name: LP15_Flag

Sponsor Field Type: N

Report Section: 15

Date Implemented (YYYY-MM-DD): April 2023

Field

S15_END
S15_END

Description: Section 15 End

Form Pane Label:

SAS Name:

Tag Name:

Inherited Universe:

Universe: (FCE_ITEM = 99) OR (the grid is full)

Universe Description:

Question Text:

Type: Classification

Length: 0

- Don't Know
- Refuse
- Empty

- On Input
- On Output

Store Instructions: Set Section Complete Flag

IF (any FCE_ITEM = 99) OR (FCE_ITEM = 888 for row 34) OR
(FCEMORE = RESPONSE or FCEMORE = NONRESPONSE for row 34) then
set
section end flag (store "yes" in SECTCOMP(15))

Array:

Skip Instructions: Exit block and goto Section 16 - BSECT16

Destination Data Set: EFCE

Report Section: 15

Date Implemented (YYYY-MM-DD): April 2023

BSECT16

BSECT16

Block

Description: Subscriptions, Memberships, Books, and Entertainment Expenses

Tab Name: S16

Fly Over Name: Section 16 - Subscriptions

Universe Type: If

Inherited Universe:

Universe: bFront.START <> Transmit {3} AND bFront.START <> Quit {4} AND
bFront.START <> Noninterview {5} AND bFront.REPLACE_HH <> Yes {1} AND
bFront.REPLACE_SPAWN <> Continue {1} AND CE_INTRO = Continue {1}

Universe Description: All

Array:

Block Instructions: 1. Section Label: Section 16 - Subscriptions, Memberships, Books and Entertainment

2. This section is a laundry list. Follow the laundry list standards. (See the attachment on the field Laundry_List_Standards.)

3. Pre-chart

o Follow pre-chart standards. (See attachment on the field Prechart_Standards.)

o See the attachment on the variable Input_Setup_Specifications for specific prechart information

Field

S16_INTRO
S16_INTRO

Description: S16 Introduction

Form Pane Label: Introduction

SAS Name:

Tag Name: S16_INTRO

Inherited Universe:

Universe:

Universe Description: All

Question Text: Now I am going to ask about expenses for subscriptions, memberships, books, and entertainment. Please remember to include any payments you made online or had automatically deducted.

Description Month Amount
(SUBDESC) (SUBMO) (SUBEXPX)

Type: Enumerated

Length: 1

Answer List: TContinue

Value:	Mnemonic:	Description:
1	Continue	Enter 1 to Continue

- Don't Know
- Refuse
- Empty

- On Input
- On Output

Array:

Skip Instructions: Goto BTableA.Brow.SUB_ITEM

Instrument SAS Name: S16_INTRO

Destination Data Set: ESUB

Report Section: 16

BTABLEA

BTABLEA

Block

Description: Subscriptions and Memberships

Tab Name:

Fly Over Name:

Universe Type: If

Inherited Universe:

Universe: SUB_INTRO = Continue {1}

Universe Description: All

Array:

Block Instructions: Max # of rows: 40

Block

BROW
BTABLEA.BROW

Description:

Tab Name:
Fly Over Name:
Universe Type: While

Inherited Universe:

Universe: (SUB_ITEM(previous row) <> 99) AND (ROW # < 41)

Universe Description:

Array:

Block Instructions:

SoftLowerLimit

Field

BTABLEA.BROW.SoftLowerLimit

Description: Lower ranges for ERR1

Form Pane Label:

SAS Name:

Tag Name:

Inherited Universe:

Universe:

Universe Description:

Question Text:

Type: Integer

Length: 8

Min: 0

Max: 99999999

- Don't Know
- Refuse
- Empty

- On Input
- On Output

Store Instructions: SoftLowerLimit[1] := 11
SoftLowerLimit[2] := 1
SoftLowerLimit[3] := 1
SoftLowerLimit[4] := 1
SoftLowerLimit[5] := 1
SoftLowerLimit[6] := 5
SoftLowerLimit[7] := 1
SoftLowerLimit[8] := 1
SoftLowerLimit[9] := 5
SoftLowerLimit[10] := 1
SoftLowerLimit[11] := 1
SoftLowerLimit[12] := 1
SoftLowerLimit[13] := 1
SoftLowerLimit[14] := 0
SoftLowerLimit[15] := 1
SoftLowerLimit[16] := 1

SoftLowerLimit[17] := 1
SoftLowerLimit[18] := 5
SoftLowerLimit[19] := 1
SoftLowerLimit[20] := 1
SoftLowerLimit[21] := 1
SoftLowerLimit[22] := 1
SoftLowerLimit[23] := 1
SoftLowerLimit[24] := 1
SoftLowerLimit[25] := 1
SoftLowerLimit[26] := 1
SoftLowerLimit[27] := 1

Array:

Number of Elements: 40

Special Instructions: NOTE: Number of elements is set to 40 to be generic across sections and so if more options are added later this won't need to change

SoftUpperLimit

Field

BTABLEA.BROW.SoftUpperLimit

Description: Upper ranges for ERR1

Form Pane Label:

SAS Name:

Tag Name:

Inherited Universe:

Universe:

Universe Description:

Question Text:

Type: Integer

Length: 8

Min: 0

Max: 99999999

- Don't Know
- Refuse
- Empty

- On Input
- On Output

Store Instructions: SoftUpperLimit[1] := 3899
SoftUpperLimit[2] := 9999
SoftUpperLimit[3] := 1060
SoftUpperLimit[4] := 2099
SoftUpperLimit[5] := 10999
SoftUpperLimit[6] := 300
SoftUpperLimit[7] := 799
SoftUpperLimit[8] := 299
SoftUpperLimit[9] := 1200
SoftUpperLimit[10] := 4999
SoftUpperLimit[11] := 1999
SoftUpperLimit[12] := 299
SoftUpperLimit[13] := 1999
SoftUpperLimit[14] := 249
SoftUpperLimit[15] := 499
SoftUpperLimit[16] := 799

SoftUpperLimit[17] := 499
SoftUpperLimit[18] := 100
SoftUpperLimit[19] := 999
SoftUpperLimit[20] := 299
SoftUpperLimit[21] := 100
SoftUpperLimit[22] := 399
SoftUpperLimit[23] := IF SUBMO = 13 then SoftUpperLimit[23] := 150
 ELSEIF SUBMO <> 13 then SoftUpperLimit[23] :=299
SoftUpperLimit[24] := 200
SoftUpperLimit[25] := 159
SoftUpperLimit[26] := 399
SoftUpperLimit[27] := 199

Array:

Number of Elements: 40

Special Instructions: NOTE: Number of elements is set to 40 to be generic across sections and so if more options are added later this won't need to change

SUB_ITEM

Field

BTABLEA.BROW.SUB_ITEM

Description:

Form Pane Label: Item

SAS Name:

Tag Name: SUB_ITEM

Inherited Universe:

Universe:

Universe Description:

Help Screen: H_S16

Question Text: SCREEN 1 -----

 36 ? [F1]

Since the first of ^REF_MONTH have ^YOU_ANYMEM had any membership costs or other expenses related to any of the following?

- ◆ [Read each item on list.](#)

SCREEN 2 -----

 37 ? [F1]

Since the first of ^REF_MONTH have ^YOU_ANYMEM purchased any of the following items for your household or for someone outside your household?

- ◆ [Read each item on list](#)

SCREEN 3 -----

 38 ? [F1]

Have you purchased any -

- ◆ [Read each item on list](#)
- ◆ [Report blank tapes, CDs, and DVDs in Section 6B under item code 11](#)

Fills: REF_MONTH

**Instructions: Set REF_MONTH = 3 months before the interview.
 Calculated by taking the INTPER from record type 10 to come up with the base month to start from.**

Fills: YOU_ANYMEM

**Instructions: IF NUMHOUSE = 1 then fill "you"
 ELSE fill "you or any members of your household"**

Type: Enumerated

Length: 3

Answer List: TSec16altems

Value:	Mnemonic:	Description:
1	Rec_Lessons	Recreational lessons or other instructions
2	Country_Club	Golf courses or country clubs
3	Health_Clubs	Health clubs, fitness centers, swimming pools, weight loss centers, or other sports or recreational organizations
4	Sports_Fees	Fees for participating in sports such as golf, bowling, biking, hockey, football, or swimming
5	Vacation_Clubs	Vacation clubs
6	Social_Org	Civic, service, fraternal, or other social organizations. Do not include contributions to or membership in religious, professional, business, or other tax deductible organizations
7	Credit_Card_Fees	Credit card membership fees
8	Shopping_Clubs	Shopping club memberships including warehouse clubs like Sam's Club and discount memberships like Amazon Prime
9	Dating_Services	Direct or online dating services
10	Tickets_Sports	Single or season tickets to spectator sports events such as football, baseball, hockey, racing, or track events
11	Tickets_Plays	Single or season tickets to plays, concerts, comedy shows, or other live in-person events
12	Tickets_Movies	Movie tickets
13	Tickets_Parks	Tickets to parks or museums
14	Newspaper_Single	Single copies of newspapers, magazines, or periodicals, including digital
15	Newspaper_Sub	Subscriptions to newspapers, magazines, or periodicals, including digital
16	Books_Other	Books, digital books, or book subscriptions. Do not include school books or reference books.
17	Photo_Printing	Photo printing or processing
18	Film	Photographic film or disposable cameras
19	CDs	Purchased music files, CDs, or records

20	Radio_Serv	Sirius or XM satellite radio service
21	Music_Sub	Subscription music services such as Spotify or Pandora
22	DVDs_Purchased	Purchased video files, Blu-Ray discs, or DVDs
23	DVDs_Rented	Rented video files or DVDs or streaming video subscriptions
24	Vid_Games_Pur	Purchased video games, not including computer games
25	Vid_Games_Ren	Rented video games
26	Cellphone_Apps	Applications, games, or ringtones for a cellphone or mobile device not already reported
27	Online_Games	Online games or other internet entertainment sites
95	NoMore95	Continue list
99	NoMore99	None/No more entries
888	DeleteLine	Delete the line

- Don't Know
- Refuse
- Empty

- On Input
- On Output

Store Instructions: 1. Assign a code to S16CODEA:

```
IF SUB_ITEM >= 1 AND SUB_ITEM < 95 THEN
  IF SUB_ITEM = 1 then set S16CODEA = '100'
  ELSEIF SUB_ITEM = 2 then set S16CODEA = '800'
  ELSEIF SUB_ITEM = 3 then set S16CODEA = '830'
  ELSEIF SUB_ITEM = 4 then set S16CODEA = '610'
  ELSEIF SUB_ITEM = 5 then set S16CODEA = '950'
  ELSEIF SUB_ITEM = 6 then set S16CODEA = '810'
  ELSEIF SUB_ITEM = 7 then set S16CODEA = '820'
  ELSEIF SUB_ITEM = 8 then set S16CODEA = '840'
  ELSEIF SUB_ITEM = 9 then set S16CODEA = '930'
  ELSEIF SUB_ITEM = 10 then set S16CODEA = '600'
  ELSEIF SUB_ITEM = 11 then set S16CODEA = '500'
  ELSEIF SUB_ITEM = 12 then set S16CODEA = '520'
  ELSEIF SUB_ITEM = 13 then set S16CODEA = '530'
  ELSEIF SUB_ITEM = 14 then set S16CODEA = '160'
  ELSEIF SUB_ITEM = 15 then set S16CODEA = '150'
  ELSEIF SUB_ITEM = 16 then set S16CODEA = '210'
  ELSEIF SUB_ITEM = 17 then set S16CODEA = '310'
  ELSEIF SUB_ITEM = 18 then set S16CODEA = '300'
  ELSEIF SUB_ITEM = 19 then set S16CODEA = '320'
  ELSEIF SUB_ITEM = 20 then set S16CODEA = '700'
  ELSEIF SUB_ITEM = 21 then set S16CODEA = '330'
  ELSEIF SUB_ITEM = 22 then set S16CODEA = '340'
  ELSEIF SUB_ITEM = 23 then set S16CODEA = '355'
```

```
ELSEIF SUB_ITEM = 24 then set S16CODEA = '370'  
ELSEIF SUB_ITEM = 25 then set S16CODEA = '380'  
ELSEIF SUB_ITEM = 26 then set S16CODEA = '400'  
ELSEIF SUB_ITEM = 27 then set S16CODEA = '410'
```

2. Set Item2Shadow = SUB_ITEM

Array:

Special Instructions: 1. Answer list options should be in bold black except 95, 99 and 888, they should be regular black
(Once an answer list option is selected and the "Any more" question is answered, the answer list description color should be changed to regular blue.)

2. For Screen 1, display Answer list options 1-9, 95, 888
For Screen 2, display Answer list options 10-16, 95, 888
For Screen 3, display Answer list options 17-27, 99, 888

3. IF SUB_ITEM = 888 then "SHOW" the fields in the row

Skip Instructions: 1-27: IF SUB_ITEM <> Item2Shadow then goto CK_ITEM
ELSE goto SUBDESC

95: Goto SUB_ITEM for the next row

99: Exit the table and goto LP16_Flag

888: IF row number = 40 then exit the table and goto LP16_Flag
ELSE goto SUB_ITEM for the next row

Instrument SAS Name: SUB_ITEM

Destination Data Set: ESUB

Sponsor Field Type: C

Report Section: 16

CK_ITEM

Check

BTABLEA.BROW.CK_ITEM

Description: After a row is completed, the user has backed up and changed the item number to another valid item number

Inherited Universe:

Universe: SUB_ITEM was changed to another valid item number

Universe Description: After a row is completed, the user has backed up and changed the item number to another valid item number

Text: ♦ [Press "S" to change this item code and enter new data](#)

[Press ENTER to re-enter the original item code: ^OldItem](#)

Check Instructions: IF SUPPRESSED then set all fields in this row to EMPTY:
SUBDESC, S16GFTCA, SUBMO, SUBEXPX, SUB_C, SUB_CMB, SUBSTORE,
SUBPURCH, SUBLOC, SUBLOCST, SUBTIC, TCKTCOMP, TCKPURCH,
TCKTLOC, TKTLOCST, SUBMORE

Type: Soft

Skip Instructions: SUPPRESSED: Goto SUBDESC

Al others, go back to SUB_ITEM

Fills: OldItem

Instructions: Fill entry in Item2Shadow

Field

SUBDESC
BTABLEA.BROW.SUBDESC

Description: Name

Form Pane Label: Description

SAS Name: SUBDESC

Tag Name: SUBDESC

Inherited Universe:

Universe: NOT (SUB_ITEM IN [NoMore95, NoMore99, DeleteLine]) AND SUB_ITEM <> EMPTY

Universe Description: All except SUB_ITEM = 95, 99 or 888

Question Text: ^NAMEOFSUB_fill

[^ASKIFNOT_fill](#)

<u>Description</u>	<u>Month</u>	<u>Amount</u>
(SUBDESC)	(SUBMO)	(SUBEXPX)

Fills: NAMEOFSUB_fill

Instructions: If SUB_ITEM = 2 or SUB_ITEM = 3 or (SUB_ITEM >= 5 and SUB_ITEM <= 9) then fill 'What is the name of the ^SUBDESC_FILL?'
Else do not fill anything

Fills: SUBDESC_FILL

Instructions: IF SUB_ITEM = 2 then fill 'golf course or country club'
ELSEIF SUB_ITEM = 3 then fill 'health, fitness or recreation club'
ELSEIF SUB_ITEM = 5 then fill 'vacation club'
ELSEIF SUB_ITEM = 6 then fill 'civic, service, fraternal or social organization'
ELSEIF SUB_ITEM = 7 then fill 'credit card membership fee'
ELSEIF SUB_ITEM = 8 then fill 'shopping club or discount membership'
ELSEIF SUB_ITEM = 9 then fill 'dating service'

Fills: ASKIFNOT_fill

Instructions: If SUB_ITEM = 1, 4, 10-27 then fill * [Ask if not apparent: Describe the item.](#)
Else leave blank

Type: String

Length: 30

- Don't Know
- Refuse
- Empty

- On Input
- On Output

Store Instructions: Pre-Fill SUBDESC

If SUBDESC = EMPTY THEN

IF SUB_ITEM = 1 then set SUBDESC = 'Recreational lessons/instruction'

ELSEIF SUB_ITEM = 2 then set SUBDESC = 'Golf courses/country clubs'

ELSEIF SUB_ITEM = 3 then set SUBDESC = 'Health/fitness/recreation clubs'

ELSEIF SUB_ITEM = 4 then set SUBDESC = 'Fees for sports participation'

ELSEIF SUB_ITEM = 5 then set SUBDESC = 'Vacation clubs'

ELSEIF SUB_ITEM = 6 then set SUBDESC = 'Civic/service/fraternal/social org'

ELSEIF SUB_ITEM = 7 then set SUBDESC = 'Credit Card membership fees'

ELSEIF SUB_ITEM = 8 then set SUBDESC = 'Shopping club/discount memberships'

ELSEIF SUB_ITEM = 9 then set SUBDESC = 'Dating services'

ELSEIF SUB_ITEM = 10 then set SUBDESC = 'Tickets to sports events'

ELSEIF SUB_ITEM = 11 then set SUBDESC = 'Tickets to live in-person events'

ELSEIF SUB_ITEM = 12 then set SUBDESC = 'Movie tickets'

ELSEIF SUB_ITEM = 13 then set SUBDESC = 'Tickets to parks/museums'

ELSEIF SUB_ITEM = 14 then set SUBDESC = 'Single copies newspapers/magazines'

ELSEIF SUB_ITEM = 15 then set SUBDESC = 'Subscriptions newspapers/magazines'

ELSEIF SUB_ITEM = 16 then set SUBDESC = 'Books/digital books'

ELSEIF SUB_ITEM = 17 then set SUBDESC = 'Photo printing/processing'

ELSEIF SUB_ITEM = 18 then set SUBDESC = 'Film/disposable cameras'

ELSEIF SUB_ITEM = 19 then set SUBDESC = 'Purchased music'

ELSEIF SUB_ITEM = 20 then set SUBDESC = 'Sirius/XM Radio'

ELSEIF SUB_ITEM = 21 then set SUBDESC = 'Subscriptions music service'

ELSEIF SUB_ITEM = 22 then set SUBDESC = 'Purchased video files/discs'

ELSEIF SUB_ITEM = 23 then set SUBDESC = 'Rented/streaming video'

ELSEIF SUB_ITEM = 24 then set SUBDESC = 'Purchased video games'

ELSEIF SUB_ITEM = 25 then set SUBDESC = 'Rented video games'

ELSEIF SUB_ITEM = 26 then set SUBDESC = 'Apps/games/ringtones mobile device'

ELSEIF SUB_ITEM = 27 then set SUBDESC = 'Online games/internet entertainment'

Array:

Skip Instructions: Goto S16GFTCA

Instrument SAS Name: SUBDESC

Destination Data Set: ESUB

Sponsor Field Type: C

Report Section: 16

S16GFTCA

Field

BTABLEA.BROW.S16GFTCA

Description: Purchased for someone inside or outside your CU

Form Pane Label: Who

SAS Name: S17GFTCA

Tag Name: S16GFTCA

Inherited Universe:

Universe: NOT (SUB_ITEM IN [NoMore95, NoMore99, DeleteLine]) AND SUB_ITEM <> EMPTY

Universe Description: All except SUB_ITEM = 95, 99 or 888

Question Text: Was this purchase for your household or someone outside your household?

Description Month Amount
(SUBDESC) (SUBMO) (SUBEXPX)

Type: Enumerated

Length: 1

Answer List: TS16GFTCA

Value:	Mnemonic:	Description:
1	Purchased_FOR_CU	For household
2	Purchased_for_NON_CU	For someone outside your household

- Don't Know
- Refuse
- Empty

- On Input
- On Output

Array:

Skip Instructions: Goto SUBMO

Instrument SAS Name: S16GFTCA

Destination Data Set: ESUB

Sponsor Field Type: C

Report Section: 16

SUBMO

Field

BTABLEA.BROW.SUBMO

Description: Month expense was incurred

Form Pane Label: Month

SAS Name: SUBMO

Tag Name: SUBMO

Inherited Universe:

Universe: NOT (SUB_ITEM IN [NoMore95, NoMore99, DeleteLine]) AND SUB_ITEM <> EMPTY

Universe Description: All except SUB_ITEM = 95, 99 or 888

Question Text: In what month did you have this expense?

^S16_TmpFillinstr

<u>Description</u>	<u>Month</u>	<u>Amount</u>
(SUBDESC)	(SUBMO)	(SUBEXPX)

Fills: S16_TmpFillinstr

Instructions: IF SUB_ITEM = 1 or SUB_ITEM = 2 or SUB_ITEM = 3 or SUB_ITEM = 8 or SUB_ITEM = 9 or SUB_ITEM = 14 or SUB_ITEM = 15 or SUB_ITEM = 16 or SUB_ITEM = 20 or SUB_ITEM = 21 or SUB_ITEM = 23 or SUB_ITEM = 25 then fill

'* Enter 13 for same amount each month of the reference period'

ELSE leave blank

Type: Enumerated

Length: 2

Answer List: TMONTH16

Value:	Mnemonic:	Description:
1	Jan	January
2	Feb	February
3	Mar	March
4	Apr	April
5	May	May
6	Jun	June

7	Jul	July
8	Aug	August
9	Sep	September
10	Oct	October
11	Nov	November
12	Dec	December
13	Con	^S16_13Option

- Don't Know
- Refuse
- Empty

- On Input
- On Output

Array:

Special Instructions: Only display answer options 13 (when applicable) and the 4 months that are the reference month through the current month. (ref_monthnum, two_monthnum, last_monthnum, and cur_monthnum)

Note: Blaise does not allow non-displayed options to be selected

Skip Instructions: Goto SUBEXPX

Instrument SAS Name: SUBMO

Destination Data Set: ESUB

Sponsor Field Type: C

Report Section: 16

SUBEXPX

Field

BTABLEA.BROW.SUBEXPX

Description: Total Expense

Form Pane Label: Amount

SAS Name: SUBEXPX

Tag Name: SUBEXPX

Inherited Universe:

Universe: NOT (SUB_ITEM IN [NoMore95, NoMore99, DeleteLine]) AND SUB_ITEM <> EMPTY

Universe Description: All except SUB_ITEM = 95, 99 or 888

Question Text: ^SUBEXPX_fill ^SHIPHANDL Please include any sales tax in the cost.

^Ticketservfee

<u>Description</u>	<u>Month</u>	<u>Amount</u>
(SUBDESC)	(SUBMO)	(SUBEXPX)

Fills: SUBEXPX_fill

Instructions: IF SUBMO = Con {13} then fill 'What is ^YR_YRCUS monthly expense?'
ELSE fill 'What was the total amount of this expense?'

Fills: YR_YRCUS

Instructions: IF NUMHOUSE = 1 then fill "your"
ELSE fill "your household's"

Fills: SHIPHANDL

Instructions: IF SUB_ITEM = 10 or SUB_ITEM = 11 or (SUB_ITEM >= 14 and SUB_ITEM <= 17)
or SUB_ITEM = 19 or SUB_ITEM = 22 or SUB_ITEM = 24 then fill '(Include shipping and handling fees.)'

Fills: Ticketservfee

Instructions: IF SUB_ITEM >= 10 and SUB_ITEM <= 13 then fill * Include ticket/admission service fees and surcharges.'

Type: Integer

Length: 7

Min: 1

Max: 999999

Don't Know
 Refuse
 Empty

On Input
 On Output

Store Instructions: IF SUBEXPX is in range or NONRESPONSE then set SUBEXPX_ = EMPTY

Array:

Skip Instructions: IF SUBEXPX < SoftLowerLimit[SUB_ITEM] or SUBEXPX > SoftUpperLimit[SUB_ITEM] then goto ERR1_AMOUNT

ELSEIF SUBMO <> 13 and ITEM and SUBEXPX for this record are equal to any records data in the SCIF
and SUBMO for that record does not equal 13 then goto ERR_DUP

ELSEIF SUB_ITEM = 19, 22, 23 or 26, goto SUB_C

ELSEIF (SUB_ITEM = 2, 3, 5, 6 or 8) AND (RT10.POPGRP = 13 or 14) then goto SUBPURCH

ELSEIF (SUB_ITEM = 1 and (RT10.POPGRP = 15 or 16)) OR
((SUB_ITEM = 4, 7, 10-16) and (RT10.POPGRP = 13 or 14)) OR
((SUB_ITEM = 17 or 18) and (RT10.POPGRP = 05 or 06)) OR
(SUB_ITEM = 24 and (RT10.POPGRP = 01 or 02)) OR
(SUB_ITEM = 20 or 25 and (RT10.POPGRP = 11 or 12)) OR
(SUB_ITEM = 24 and (RT10.POPGRP = 17)) OR
(SUB_ITEM = 19 or 20 and (RT10.POPGRP = 18)) OR
(SUB_ITEM = 10-13 or 17-18 and (RT10.POPGRP = 19))
then goto SUBSTORE

ELSE goto SUBMORE

Instrument SAS Name: SUBEXPX

Destination Data Set: ESUB

Sponsor Field Type: N

Report Section: 16

ERR1_SUBEXPX

Check

BTABLEA.BROW.ERR1_SUBEXPX

Description: Out of Range Check

Inherited Universe:

Universe: (SUBEXPX < SoftLowerLimit[SUB_ITEM] or
SUBEXPX > SoftUpperLimit[SUB_ITEM]) AND SUBEXPX = RESPONSE

Universe Description:

Text: * THE VALUE ENTERED IS UNUSUALLY HIGH OR LOW

PLEASE VERIFY AND IF CORRECT, ENTER ITEM LEVEL NOTE

Check Instructions: IF suppressed then set SUBEXPX_ = 'A1'

Type: Soft

Skip Instructions: Suppress: IF SUB_ITEM = 19, 22, 23 or 26 goto SUB_C

ELSEIF (SUB_ITEM = 2, 3, 5, 6 or 8) AND (RT10.POPGRP = 13 or 14)
then goto SUBPURCH

ELSEIF (SUB_ITEM = 1 and (RT10.POPGRP = 15 or 16)) OR
((SUB_ITEM = 4, 7, 10-16) and (RT10.POPGRP = 13 or 14)) OR
((SUB_ITEM = 17 or 18) and (RT10.POPGRP = 05 or 06)) OR
(SUB_ITEM = 24 and (RT10.POPGRP = 01 or 02)) OR
(SUB_ITEM = 20 or 25 and (RT10.POPGRP = 11 or 12)) OR
(SUB_ITEM = 24 and (RT10.POPGRP = 17)) OR
(SUB_ITEM = 19 or 20 and (RT10.POPGRP = 18)) OR
(SUB_ITEM = 10-13 or 17-18 and (RT10.POPGRP = 19))
then goto SUBSTORE

ELSE goto SUBMORE

All others, go back to SUBEXPX

Check

ERR_DUP
BTABLEA.BROW.ERR_DUP

Description: Check for Possible Duplicate Reporting

Inherited Universe:

Universe: SUBMO <> 13 AND SUBEXPX = RESPONSE AND
(SUB_ITEM and SUBEXPX equal any SCIF records SUB_ITEM and SUBEXPX and
that SCIF's record has SUBMO <> 13)

Universe Description: Month is not 13 and amount is not DK/RF and (item and amount is the same as one
of the records on the SCIF and that SCIF record does not have Month = 13)

Text: ♦ This item appears to be the same as one reported last interview.

Please verify to avoid duplicate reporting.

If this is a duplicate item, enter 888 to delete the line.

Check Instructions:

Type: Soft

Skip Instructions: Suppress: IF SUB_ITEM = 19, 22, 23 or 26 then goto SUB_C
ELSEIF (SUB_ITEM = 2, 3, 5, 6 or 8) AND (RT10.POPGRP = 13 or 14) then
goto SUBPURCH
ELSEIF (SUB_ITEM = 1 and (RT10.POPGRP = 15 or 16)) OR
((SUB_ITEM = 4, 7, 10-16) and (RT10.POPGRP = 13 or 14)) OR
((SUB_ITEM = 17 or 18) and (RT10.POPGRP = 05 or 06)) OR
(SUB_ITEM = 24 and (RT10.POPGRP = 01 or 02)) OR
(SUB_ITEM = 20, 25 and (RT10.POPGRP = 11 or 12)) OR
(SUB_ITEM = 24 and (RT10.POPGRP = 17)) OR
(SUB_ITEM = 19 or 20 and (RT10.POPGRP = 18)) OR
(SUB_ITEM = 10-13 or 17-18 and (RT10.POPGRP = 19))
then goto SUBSTORE
ELSE goto SUBMORE

All others, go back to SUBEXPX

SUB_C

Field

BTABLEA.BROW.SUB_C

Description: Combined Expense

Form Pane Label: C

SAS Name:

Tag Name: SUB_C

Inherited Universe:

Universe: SUB_ITEM = 19 OR SUB_ITEM = 22 OR SUB_ITEM = 23 OR SUB_ITEM = 26

Universe Description: Purchased music files, CDs, or records
Purchased video files, Blu-Ray discs, or DVDs
Rented video files or DVDs or streaming video subscriptions
Applications, games, or ringtones for a cellphone or mobile device

Question Text: * Enter 'C' for a combined expense.

<u>Description</u>	<u>Month</u>	<u>Amount</u>
(SUBDESC)	(SUBMO)	(SUBEXPX)

Type: String

Length: 1

- Don't Know
- Refuse
- Empty

- On Input
- On Output

Array:

Skip Instructions: C: Goto SUB_CMB

EMPTY: IF (SUB_ITEM = 19, 22 or 23) AND (RT10.POPGRP = 11 or 12) OR
(SUB_ITEM = 26 and (RT10.POPGRP = 07 or 08)) OR
(SUB_ITEM = 19) AND (RT10.POPGRP = 18)
then goto SUBSTORE
ELSE goto SUBMORE

If anything other than a 'C' or the Enter key is entered goto CK_C

Instrument SAS Name: SUB_C

Destination Data Set: ESUB

Sponsor Field Type: C

Report Section: 16

CK_C
BTABLEA.BROW.CK_C

Check

Description: SUB_C = Anything other than a 'C' or EMPTY

Inherited Universe:

Universe: SUB_C <> 'C' AND SUB_C <> EMPTY

Universe Description: SUB_C = Anything other than a 'C' or EMPTY

Text: * [Not a Valid Entry](#)

Check Instructions:

Type: Hard

Skip Instructions: Go back to SUB_C

Field

SUB_CMB
BTABLEA.BROW.SUB_CMB

Description: Combined Expense

Form Pane Label: Combined Codes

SAS Name:

Tag Name: SUB_CMB

Inherited Universe:

Universe: SUB_C = 'C'

Universe Description: This is a combined expense

Help Screen: H_S16CMB

Question Text: 38 ? [F1]

What other expense is the ^S16ACMB_fill combined with?

◆ Enter all that apply, separate with commas.

<u>Description</u>	<u>Month</u>	<u>Amount</u>
(SUBDESC)	(SUBMO)	(SUBEXPX)

Fills: S16ACMB_fill

Instructions: IF SUB_ITEM = 19 then fill 'music files or discs'

ELSEIF SUB_ITEM = 22 then fill 'videos or discs'

ELSEIF SUB_ITEM = 23 then fill 'streaming or rented videos'

ELSEIF SUB_ITEM = 26 then fill 'apps, games, or ringtones'

Type: Set

Max Number of Values: 4

Length: 2

Answer List: TSec16ACCIItems

Value:	Mnemonic:	Description:
19	CDs	Purchased music files, CDs, or records
22	DVDs_Purchased	Purchased video files, Blu-Ray discs, or DVDs
23	DVDs_Rented	Rented video files or DVDs or streaming video subscriptions
26	Cellphone_Apps	Applications, games, or ringtones for a cellphone or mobile device not already reported

- Don't Know
- Refuse
- Empty

- On Input
- On Output

Store Instructions: For each item selected in SUB_CMB, store the appropriate item code in S16CODE1-S16CODE4.

(The first entry in SUB_CMB should be recoded and stored in S16CODE1, the 2nd entry in S16CODE2, etc.)

Recode as follows:

```
IF SUB_CMB = 19 then set S16CODEx = '320'  
ELSEIF SUB_CMB = 22 then set S16CODEx = '340'  
ELSEIF SUB_CMB = 23 then set S16CODEx = '355'  
ELSEIF SUB_CMB = 26 then set S16CODEx = '400'
```

Array:

Skip Instructions: IF (SUB_ITEM = 19, 22 or 23) AND (RT10.POPGRP = 11 or 12) OR
(SUB_ITEM = 26 and (RT10.POPGRP = 07 or 08)) OR
(SUB_ITEM = 19) AND (RT10.POPGRP = 18)
then goto SUBSTORE
ELSE goto SUBMORE

Instrument SAS Name: SUB_CMB

Destination Data Set: ESUB

Sponsor Field Type: C

Report Section: 16

Field

SUBSTORE
BTABLEA.BROW.SUBSTORE

Description: Where Music/Videos Purchased

Form Pane Label: Store

SAS Name: SUBSTORE

Tag Name: SUBSTORE

Inherited Universe:

Universe: ((SUB_ITEM = 1 and (VAL(Rt10.POPGRP) = 15 or 16)) OR
((SUB_ITEM = 19, 20, 22, 23 or 25) and (VAL(Rt10.POPGRP) = 11 or
VAL(Rt10.POPGRP) = 12)) OR
((SUB_ITEM = 4, 7 or 10-16) and (VAL(Rt10.POPGRP) = 13 or VAL(Rt10.POPGRP)
= 14)) OR
((SUB_ITEM = 17 or 18) and (VAL(Rt10.POPGRP) = 5 or VAL(Rt10.POPGRP) = 6))
OR
(SUB_ITEM = 24 and (VAL(Rt10.POPGRP) = 1 or VAL(Rt10.POPGRP) = 2)) OR
(SUB_ITEM = 26 and (VAL(Rt10.POPGRP) = 7 or VAL(Rt10.POPGRP) = 8)) OR
(SUB_ITEM = 24 and (VAL(Rt10.POPGRP) = 17) OR
(SUB_ITEM = 19 or 20) and (VAL(Rt10.POPGRP) = 18) OR
(SUB_ITEM = 10-13 or 17-18) and (VAL(Rt10.POPGRP) = 19)

Universe Description:

Question Text: What is the name of the ^SUBSTOREDESC_fill?

✦ Enter store, website, or company name

Fills: SUBSTOREDESC_fill

Instructions: IF SUB_ITEM = 1 then fill 'business that provides this lesson or instruction'
ELSEIF SUB_ITEM = 4 then fill 'business that manages this organization or
event'
ELSEIF SUB_ITEM = 7 then fill 'credit card company'
ELSEIF SUB_ITEM = 10 then fill 'stadium, arena, or sporting venue'
ELSEIF SUB_ITEM = 11 then fill 'event venue'
ELSEIF SUB_ITEM = 12 then fill 'movie theater or cinema'
ELSEIF SUB_ITEM = 13 then fill 'park or museum'
ELSEIF (SUB_ITEM >= 14 and SUB_ITEM <= 20) or (SUB_ITEM >= 22 and
SUB_ITEM <= 26) then fill 'business where you had this expense'

Type: String

Length: 45

Don't Know
 Refuse
 Empty

On Input
 On Output

Array:

Special Instructions: If UPPERCASE ENTRY contains '.COM' then set SUBPURCH = 1 and "keep" and "show"

Skip Instructions: IF uppcase entry = 'GROUPON' or 'GROUPON.COM' then goto ERR_GROUPON

ELSEIF UPPERCASE ENTRY contains '.COM' then goto SUBMORE

ELSEIF (ENTRY = DK or RF) OR SUB_ITEM = 7 then goto SUBMORE

ELSEIF SUB_ITEM = 10-13 then goto SUBLOC

ELSE goto SUBPURCH

Instrument SAS Name: SUBSTORE

Destination Data Set: ESUB

Sponsor Field Type: C

Report Section: 16

Date Implemented (YYYY-MM-DD): July 2016

Check

ERR_GROUPON
BTABLEA.BROW.ERR_GROUPON

Description: Groupon Check

Inherited Universe:

Universe: UPPERCASE(SUBSTORE) = 'GROUPON' or UPPERCASE(SUBSTORE) = 'GROUPON.COM'

Universe Description:

Text: * ENTER THE STORE OR COMPANY THAT THE GROUPON IS FOR.

DO NOT ENTER "GROUPON"

Check Instructions:

Type: Soft

Skip Instructions: Suppress: IF UPPERCASE(SUBSTORE) contains '.COM' then goto SUBMORE
ELSEIF SUB_ITEM = 10-13 then goto SUBLOC
ELSEIF SUB_ITEM = 7 then goto SUBMORE
ELSE goto SUBPURCH

All others, go back to SUBSTORE

SUBPURCH

Field

BTABLEA.BROW.SUBPURCH

Description: Purchased Online or in person

Form Pane Label: Online

SAS Name: SUBPURCH

Tag Name: SUBPURCH

Inherited Universe:

Universe: [(UPPERCASE(SUBSTORE) does NOT contain '.COM') and
(SUBSTORE = RESPONSE) and (SUB_ITEM = 1 OR SUB_ITEM = 4, 14-20 or
22-26)] OR
[(SUB_ITEM = 2, 3, 5, 6 or 8) and (VAL(Rt10.POPGRP = 13 or VAL(Rt10.POPGRP =
14)))]

Universe Description:

Question Text: Was this paid for -

Type: Enumerated

Length: 1

Answer List: TOnline

Value:	Mnemonic:	Description:
1	Online	Online?
2	InPerson	In person?
3	MailTel	By mail or telephone order?
4	Other	Other

- Don't Know
- Refuse
- Empty

- On Input
- On Output

Array:

Special Instructions: Answer list descriptions for options 1-3 should be bold black

Skip Instructions: 1,3,4,DK,RF: Goto SUBMORE

2: Goto SUBLOC

Instrument SAS Name: SUBPURCH

Destination Data Set: ESUB

Sponsor Field Type: C

Report Section: 16

Date Implemented (YYYY-MM-DD): April 2016

SUBLOC

Field

BTABLEA.BROW.SUBLOC

Description: Purchase location - City

Form Pane Label: Location - City

SAS Name: SUBLOC

Tag Name: SUBLOC

Inherited Universe:

Universe: (SUBPURCH = InPerson {2}) OR
[(UPPERCASE(SUBSTORE) does NOT contain '.COM') AND
(SUBSTORE = RESPONSE) AND (SUB_ITEM >= 10 and SUB_ITEM <= 13)]

Universe Description:

Question Text: In what city is ^SUBSTORE_fill located?

Fills: SUBSTORE_fill

Instructions: If SUB_ITEM = 2 then fill 'the golf course or country club'
elseif SUB_ITEM = 3 then fill 'the health, fitness, or recreational club'
elseif SUB_ITEM = 5 then fill 'the vacation club'
elseif SUB_ITEM = 6 then fill 'the civic, service, fraternal, or social organization'
elseif SUB_ITEM = 8 then fill 'the shopping club'
Else fill entry from SUBSTORE

Type: String

Length: 45

- Don't Know
- Refuse
- Empty

- On Input
- On Output

Array:

Skip Instructions: Goto SUBLOCST

Instrument SAS Name: SUBLOC

Destination Data Set: ESUB

Sponsor Field Type: C

Report Section: 16

Date Implemented (YYYY-MM-DD): July 2016

SUBLOCST

Field

BTABLEA.BROW.SUBLOCST

Description: Purchase location - State

Form Pane Label: State

SAS Name: SUBLOCST

Tag Name: SUBLOCST

Inherited Universe:

Universe: (SUBPURCH = InPerson {2}) OR
[(UPPERCASE (SUBSTORE) does NOT contain '.COM') and
(SUBSTORE = RESPONSE) and (SUB_ITEM >= 10 and SUB_ITEM <= 13)]

Universe Description:

Help Screen: H_DESTCODE

Question Text: ? [F1]

In what state is ^SUBSTORE_fill located?

◆ Enter the two character state abbreviation or "XX" for foreign country

Fills: SUBSTORE_fill

Instructions: If SUB_ITEM = 2 then fill 'the golf course or country club'
elseif SUB_ITEM = 3 then fill 'the health, fitness, or recreational club'
elseif SUB_ITEM = 5 then fill 'the vacation club'
elseif SUB_ITEM = 6 then fill 'the civic, service, fraternal, or social organization'
elseif SUB_ITEM = 8 then fill 'the shopping club'
Else fill entry from SUBSTORE

Type: String

Length: 2

Don't Know
 Refuse
 Empty

On Input
 On Output

Array:

Special Instructions: Use answer type TState - STRING[2], display width 4

Skip Instructions: IF entry is not a valid state abbreviation and entry <> XX then goto CK_SUBLOCST

ELSEIF SUB_ITEM = 10-13 and entry = XX then goto SUBLOCCT

ELSEIF SUB_ITEM = 10-13 then goto SUBTIC

ELSE goto SUBMORE

Instrument SAS Name: SUBLOCST

Destination Data Set: ESUB

Sponsor Field Type: C

Report Section: 16

Date Implemented (YYYY-MM-DD): July 2016

CK_SUBLOCST

Check

BTABLEA.BROW.CK_SUBLOCST

Description: Not a valid state abbreviation

Inherited Universe:

Universe: (SUBLOCST is not a valid state abbreviation) AND SUBLOCST <> 'XX' AND
SUBLOCST = RESPONSE

Universe Description: State abbreviation entered is not valid

Text: * [Not a valid state abbreviation](#)

Check Instructions:

Type: Hard

Skip Instructions: Go back to SUBLOCST

Field

SUBLOCCT
BTABLEA.BROW.SUBLOCCT

Description: Purchase location - Country

Form Pane Label: Country

SAS Name: SUBLOCCT

Tag Name: SUBLOCCT

Inherited Universe:

Universe: (SUB_ITEM >= 10 and SUB_ITEM <= 13) and SUBLOCST = 'XX'

Universe Description: Purchased in a foreign country

Question Text: In what country is ^SUBLOCCT_fill located?

✦ [Enter country name](#)

Fills: SUBLOCCT_fill

Instructions: Fill with entry from SUBSTORE

Type: String

Length: 45

Don't Know

Refuse

Empty

On Input

On Output

Array:

Skip Instructions: Go to SUBTIC

Instrument SAS Name: SUBLOCCT

Destination Data Set: ESUB

Sponsor Field Type: C

Report Section: 16

Date Implemented (YYYY-MM-DD): July 2016

SUBTIC

Field

BTABLEA.BROW.SUBTIC

Description: Purchased Direct or through third party

Form Pane Label: Direct

SAS Name: SUBTIC

Tag Name: SUBTIC

Inherited Universe:

Universe: (UPPERCASE (SUBSTORE) does NOT contain '.COM') AND SUBSTORE = RESPONSE AND (SUB_ITEM >= 10 and SUB_ITEM <= 13)

Universe Description:

Question Text: Were the tickets purchased directly from ^SUBLOCCT_fill or through a third party?

Fills: SUBLOCCT_fill

Instructions: Fill with entry from SUBSTORE

Type: Enumerated

Length: 1

Answer List: TDirectThird

Value:	Mnemonic:	Description:
1	Direct	Direct
2	Third	Third Party

Don't Know

Refuse

Empty

On Input

On Output

Array:

Skip Instructions: 1,DK,RF: Goto TCKPURCH

2: Goto TCKTCOMP

Instrument SAS Name: SUBTIC

Destination Data Set: ESUB

Sponsor Field Type: C

Report Section: 16

Date Implemented (YYYY-MM-DD): July 2018

TCKTCOMP

Field

BTABLEA.BROW.TCKTCOMP

Description: Company Name

Form Pane Label: Comp Name

SAS Name: TCKTCOMP

Tag Name: TCKTCOMP

Inherited Universe:

Universe: SUBTIC = Third {2}

Universe Description: Tickets purchased through a third party

Question Text: What is the name of the company you used to purchase the tickets?

✦ Enter store, website, or company name

Type: String

Length: 45

Don't Know

Refuse

Empty

On Input

On Output

Array:

Skip Instructions: Goto TCKPURCH

Instrument SAS Name: TCKTCOMP

Destination Data Set: ESUB

Sponsor Field Type: C

Report Section: 16

Date Implemented (YYYY-MM-DD): July 2018

Field

TCKPURCH
BTABLEA.BROW.TCKPURCH

Description: Purchased Online or in person

Form Pane Label: Online

SAS Name:

Tag Name: TCKPURCH

Inherited Universe:

Universe: (UPPERCASE(SUBSTORE) does NOT contain '.COM') AND SUBSTORE = RESPONSE AND (SUB_ITEM >= 10 and SUB_ITEM <= 13)

Universe Description:

Question Text: Were the tickets paid for -

Type: Enumerated

Length: 1

Answer List: TOnline

Value:	Mnemonic:	Description:
1	Online	Online?
2	InPerson	In person?
3	MailTel	By mail or telephone order?
4	Other	Other

- Don't Know
- Refuse
- Empty

- On Input
- On Output

Array:

Special Instructions: Answer list descriptions for options 1-3 should be bold black

Skip Instructions: 1,3,4,DK,RF: Goto SUBMORE

2: IF SUBTIC = 2 then goto TCKTLOC
ELSE goto SUBMORE

Instrument SAS Name: TCKPURCH

Destination Data Set: ESUB

Sponsor Field Type: C

Report Section: 16

Date Implemented (YYYY-MM-DD): July 2018

Field

TCKTLOC
BTABLEA.BROW.TCKTLOC

Description: Purchase location - City

Form Pane Label: Location - City

SAS Name: TCKTLOC

Tag Name: TCKTLOC

Inherited Universe:

Universe: TCKPURCH = InPerson {2} AND SUBTIC = Third {2}

Universe Description: Purchased in person through a third party

Question Text: In what city is ^TCKTCOMP_fill located?

Fills: TCKTCOMP_fill

Instructions: IF TCKTCOMP = NONRESPONSE then fill 'this company'
ELSE fill entry from TCKTCOMP

Type: String

Length: 45

Don't Know
 Refuse
 Empty

On Input
 On Output

Array:

Skip Instructions: Goto TKTLOCST

Instrument SAS Name: TCKTLOC

Destination Data Set: ESUB

Sponsor Field Type: C

Report Section: 16

Date Implemented (YYYY-MM-DD): July 2018

TKTLOCST

Field

BTABLEA.BROW.TKTLOCST

Description: Purchase location - State

Form Pane Label: State

SAS Name: TKTLOCST

Tag Name: TKTLOCST

Inherited Universe:

Universe: TCKPURCH = InPerson {2} AND SUBTIC = Third {2}

Universe Description: Purchased in person through a third party

Help Screen: H_DESTCODE

Question Text: ? [F1]

In what state is ^TCKTCOMP_fill located?

✦ [Enter the two character state abbreviation](#)

Fills: TCKTCOMP_fill

Instructions: IF TCKTCOMP = NONRESPONSE then fill 'this company'
ELSE fill entry from TCKTCOMP

Type: String

Length: 2

Don't Know
 Refuse
 Empty

On Input
 On Output

Array:

Special Instructions: Use answer type TState - STRING[2], display width 4

Skip Instructions: IF entry is not a valid state abbreviation and entry <> XX then
goto CK_TKTLOCST

ELSE goto SUBMORE

Instrument SAS Name: TKTLOCST

Destination Data Set: ESUB

Sponsor Field Type: C

Report Section: 16

Date Implemented (YYYY-MM-DD): July 2018

CK_TKTLOCST

Check

BTABLEA.BROW.CK_TKTLOCST

Description: Not a valid state abbreviation

Inherited Universe:

Universe: (TKTLOCST is not a valid state abbreviation) AND TKTLOCST <> 'XX' AND TKTLOCST = RESPONSE

Universe Description: State abbreviation entered is not valid

Text: * [Not a valid state abbreviation](#)

Check Instructions:

Type: Hard

Skip Instructions: Go back to TKTLOCST

Field

SUBMORE
BTABLEA.BROW.SUBMORE

Description:

Form Pane Label: Any more

SAS Name:

Tag Name: SUBMORE

Inherited Universe:

Universe: NOT (SUB_ITEM IN [NoMore95, NoMore99, DeleteLine]) AND SUB_ITEM <> EMPTY

Universe Description: All except SUB_ITEM = 95, 99, or 888

Question Text: Did you ^PURCHASE_PAY any other ^S16OTHR?

<u>Description</u>	<u>Month</u>	<u>Amount</u>
(SUBDESC)	(SUBMO)	(SUBEXPX)

Fills: S16OTHR

Instructions: IF SUB_ITEM = 1 then fill 'recreational lessons or other instructions'
IF SUB_ITEM = 2 then fill 'golf courses or country clubs'
ELSEIF SUB_ITEM = 3 then fill 'health clubs, fitness centers, swimming pools, weight loss centers, or other sports or recreational organizations'
ELSEIF SUB_ITEM = 4 then fill 'fees for participating in sports'
ELSEIF SUB_ITEM = 5 then fill 'vacation clubs'
ELSEIF SUB_ITEM = 6 then fill 'civic, service, fraternal, or other social organizations'
ELSEIF SUB_ITEM = 7 then fill 'credit card membership fees'
ELSEIF SUB_ITEM = 8 then fill 'shopping club membership fees or discount memberships'
ELSEIF SUB_ITEM = 9 then fill 'direct or online dating services'
ELSEIF SUB_ITEM = 10 then fill 'single or season tickets to spectator sports events'
ELSEIF SUB_ITEM = 11 then fill 'single or season tickets to plays, concerts, comedy shows, or other live in-person events'
ELSEIF SUB_ITEM = 12 then fill 'movie tickets'
ELSEIF SUB_ITEM = 13 then fill 'tickets to parks, or museums'
ELSEIF SUB_ITEM = 14 then fill 'single copies of newspapers, magazines, or periodicals, including digital'
ELSEIF SUB_ITEM = 15 then fill 'subscriptions to newspapers, magazines, or periodicals, including digital'
ELSEIF SUB_ITEM = 16 then fill 'books, digital books, or book subscriptions'
ELSEIF SUB_ITEM = 17 then fill 'photo printing or processing'

ELSEIF SUB_ITEM = 18 then fill 'photographic film or disposable cameras'
ELSEIF SUB_ITEM = 19 then fill 'music files or discs'
ELSEIF SUB_ITEM = 20 then fill 'Sirius or XM radio'
ELSEIF SUB_ITEM = 21 then fill 'subscription music services'
ELSEIF SUB_ITEM = 22 then fill 'video files or discs'
ELSEIF SUB_ITEM = 23 then fill 'video streaming or rentals'
ELSEIF SUB_ITEM = 24 then fill 'video games'
ELSEIF SUB_ITEM = 25 then fill 'video games'
ELSEIF SUB_ITEM = 26 then fill 'apps, games, or ringtones for a mobile device'
ELSEIF SUB_ITEM = 27 then fill 'online games or other internet entertainment'

Fills: PURCHASE_PAY

Instructions: IF (SUB_ITEM >= 10 and SUB_ITEM <= 15) or SUB_ITEM = 18, 19, 22, 24, or 26
then fill 'purchase'
IELSEIF SUB_ITEM = 25 then fill 'pay for renting'
ELSE fill 'pay for'

Type: Enumerated

Length: 1

Answer List: TYesNo

Value:	Mnemonic:	Description:
1	Yes	Yes
2	No	No

- Don't Know
- Refuse
- Empty

- On Input
- On Output

Store Instructions: Set Record origin and record status

IF SUBMORE = RESPONSE or SUBMORE = NONRESPONSE THEN
set SUB_ORIG = '1'
IF SUBMO = CURMONTH_NUM then set SUB_STAT = '2'
ELSE set SUB_STAT = '1'

Array:

Special Instructions: IF SUBMORE = Yes {1} and row number <> 40 then pre-fill SUB_ITEM and SUBDESC for the next row with the same information as the current row.

Skip Instructions: 1: IF ROW number = 40 then goto ERR_MAX
ELSE goto SUB_ITEM for the next row

2,DK,RF: IF row = 40 then exit the table and goto LP16_Flag
ELSE goto SUB_ITEM for the next row

Instrument SAS Name: SUBMORE

Destination Data Set: ESUB

Sponsor Field Type: C

Report Section: 16

ERR_MAX

Check

BTABLEA.BROW.ERR_MAX

Description: Max Number of Rows Reached

Inherited Universe:

Universe: SUBMORE = Yes {1} AND (ROW number = 40)

Universe Description: Yes, there are more expenses, but there are no more empty rows in the grid

Text: ♦ [No more rows can be added](#)

Check Instructions:

Type: Hard

Skip Instructions: Go back to SUBMORE

Field

S16CODEA
BTABLEA.BROW.S16CODEA

Description: Item code

Form Pane Label:

SAS Name: S17CODEA

Tag Name:

Inherited Universe:

Universe:

Universe Description:

Question Text:

Type: String

Length: 3

- Don't Know
- Refuse
- Empty

- On Input
- On Output

Array:

Special Instructions: NOTE: See SUB_ITEM for how to set this field

Valid Values: 100, 150, 160, 210, 300, 310, 320, 330, 340, 355, 370, 380, 400, 410,
500, 520, 530, 600, 610, 700, 800, 810, 820, 830, 840, 930, 950

Instrument SAS Name: S16CODEA

Destination Data Set: ESUB

Sponsor Field Type: C

Report Section: 16

S16CODE1

Field

BTABLEA.BROW.S16CODE1

Description: Combined expense code

Form Pane Label:

SAS Name: S17CODE1

Tag Name:

Inherited Universe:

Universe:

Universe Description:

Question Text:

Type: String

Length: 3

Don't Know

Refuse

Empty

On Input

On Output

Array:

Special Instructions: NOTE: See SUB_CMB for how to set this field

Valid Values: 320, 340, 355, 400

Instrument SAS Name: S16CODE1

Destination Data Set: ESUB

Sponsor Field Type: C

Report Section: 16

Field

S16CODE2
BTABLEA.BROW.S16CODE2

Description: Combined expense code

Form Pane Label:

SAS Name: S17CODE2

Tag Name:

Inherited Universe:

Universe:

Universe Description:

Question Text:

Type: String

Length: 3

- Don't Know
- Refuse
- Empty

- On Input
- On Output

Array:

Special Instructions: NOTE: See SUB_CMB for how to set this field

Valid Values: 320, 340, 355, 400

Instrument SAS Name: S16CODE2

Destination Data Set: ESUB

Sponsor Field Type: C

Report Section: 16

S16CODE3

Field

BTABLEA.BROW.S16CODE3

Description: Combined expense code

Form Pane Label:

SAS Name: S17CODE3

Tag Name:

Inherited Universe:

Universe:

Universe Description:

Question Text:

Type: String

Length: 3

Don't Know

Refuse

Empty

On Input

On Output

Array:

Special Instructions: NOTE: See SUB_CMB for how to set this field

Valid Values: 320, 340, 355, 400

Instrument SAS Name: S16CODE3

Destination Data Set: ESUB

Sponsor Field Type: C

Report Section: 16

Field

S16CODE4
BTABLEA.BROW.S16CODE4

Description: Combined expense code

Form Pane Label:

SAS Name: S17CODE4

Tag Name:

Inherited Universe:

Universe:

Universe Description:

Question Text:

Type: String

Length: 3

- Don't Know
- Refuse
- Empty

- On Input
- On Output

Array:

Special Instructions: NOTE: See SUB_CMB for how to set this field

Valid Values: 320, 340, 355, 400

Instrument SAS Name: S16CODE4

Destination Data Set: ESUB

Sponsor Field Type: C

Report Section: 16

SUBEXPX_

Field

BTABLEA.BROW.SUBEXPX_

Description: Range edit flag for AMOUNT

Form Pane Label:

SAS Name: SUBEXPX_

Tag Name:

Inherited Universe:

Universe:

Universe Description:

Question Text:

Type: String

Length: 2

Don't Know

Refuse

Empty

On Input

On Output

Array:

Special Instructions: NOTE: See ERR1_AMOUNT for how to set this field

Valid Values: A1 = Range edit failed
(ERR1 check was suppressed)

Blank = Range edit passed

Instrument SAS Name: SUBEXPX_

Destination Data Set: ESUB

Sponsor Field Type: C

Report Section: 16

Sponsor Edits: FLAG

Field

SUB_STAT
BTABLEA.BROW.SUB_STAT

Description: Record status

Form Pane Label:

SAS Name: REC_STAT

Tag Name:

Inherited Universe:

Universe:

Universe Description:

Question Text:

Type: String

Length: 1

- Don't Know
- Refuse
- Empty

- On Input
- On Output

Array:

Special Instructions: NOTE: See SUBMORE for how to set this field

Valid Values: 1 = Active Record
2 = Current month Record
3 = Inactive Record {set in processing}

Instrument SAS Name: SUB_STAT

Destination Data Set: ESUB

Sponsor Field Type: C

Report Section: 16

SUB_ORIG

Field

BTABLEA.BROW.SUB_ORIG

Description: Record origin

Form Pane Label:

SAS Name: REC_ORIG

Tag Name:

Inherited Universe:

Universe:

Universe Description:

Question Text:

Type: String

Length: 1

Don't Know

Refuse

Empty

On Input

On Output

Array:

Special Instructions: NOTE: See SUBMORE for how to set this field

Valid Values: 1 = Data from current month interview

2 = Data reported in previous quarter

Instrument SAS Name: SUB_ORIG

Destination Data Set: ESUB

Sponsor Field Type: C

Report Section: 16

Field

VacationFlag

BTABLEA.BROW.VacationFlag

Description: Set if vacation clubs (SUB_ITEM = 5) was selected

Form Pane Label:

SAS Name:

Tag Name:

Inherited Universe:

Universe:

Universe Description:

Question Text:

Type: Integer

Length: 1

Min: 0

Max: 1

- Don't Know
- Refuse
- Empty

- On Input
- On Output

Store Instructions: Set a vacation flag that will be used in the fills in section 17BC lodging question.

IF SUB_ITEM = 5 THEN set VacationFlag = 1

ELSE set VacationFlag = 0

ENDIF

Array:

LP16_Flag

LP16_Flag

Field

Description: Flag for 20C - Extended Recall

Form Pane Label:

SAS Name:

Tag Name:

Inherited Universe:

Universe: SECTCOMP(16) = "Yes"

Universe Description:

Question Text:

Type: Enumerated

Length: 1

Answer List: TYesNo

Value:	Mnemonic:	Description:
1	Yes	Yes
2	No	No

- Don't Know
- Refuse
- Empty

- On Input
- On Output

Store Instructions: FOR I:= 1-27 {27 = # of answer options on ITEM}
LP16_Flag[I] = 2
ENDDO

```
FOR I:= 1 TO 40 DO {40 = max number of rows for the table}
  IF BtableA.BROW[I]. SUB_Item = 1 then set LP16_Flag[1] = 1
  ELSEIF BtableA.BROW[I]. SUB_Item = 2 THEN LP16_Flag[2] = 1
  ELSEIF BtableA.BROW[I]. SUB_Item = 3 THEN LP16_Flag[3] = 1
  ELSEIF BtableA.BROW[I]. SUB_Item = 4 THEN LP16_Flag[4] = 1
  ELSEIF BtableA.BROW[I]. SUB_Item = 5 THEN LP16_Flag[5] = 1
  ELSEIF BtableA.BROW[I]. SUB_Item = 6 THEN LP16_Flag[6] = 1
  ELSEIF BtableA.BROW[I]. SUB_Item = 7 THEN LP16_Flag[7] = 1
  ELSEIF BtableA.BROW[I]. SUB_Item = 8 THEN LP16_Flag[8] = 1
```

```
ELSEIF BtableA.BROW[I]. SUB_Item = 10 THEN LP16_Flag[10] = 1
ELSEIF BtableA.BROW[I]. SUB_Item = 11 THEN LP16_Flag[11] = 1
ELSEIF BtableA.BROW[I]. SUB_Item = 12 THEN LP16_Flag[12] = 1
ELSEIF BtableA.BROW[I]. SUB_Item = 13 THEN LP16_Flag[13] = 1
ELSEIF BtableA.BROW[I]. SUB_Item = 14 THEN LP16_Flag[14] = 1
ELSEIF BtableA.BROW[I]. SUB_Item = 15 THEN LP16_Flag[15] = 1
ELSEIF BtableA.BROW[I]. SUB_Item = 16 THEN LP16_Flag[16] = 1
ELSEIF BtableA.BROW[I]. SUB_Item = 17 THEN LP16_Flag[17] = 1
ELSEIF BtableA.BROW[I]. SUB_Item = 18 THEN LP16_Flag[18] = 1
ELSEIF BtableA.BROW[I]. SUB_Item = 19 THEN LP16_Flag[19] = 1
ELSEIF BtableA.BROW[I]. SUB_Item = 20 THEN LP16_Flag[20] = 1
ELSEIF BtableA.BROW[I]. SUB_Item = 22 THEN LP16_Flag[22] = 1
ELSEIF BtableA.BROW[I]. SUB_Item = 23 THEN LP16_Flag[23] = 1
ELSEIF BtableA.BROW[I]. SUB_Item = 24 THEN LP16_Flag[24] = 1
ELSEIF BtableA.BROW[I]. SUB_Item = 25 THEN LP16_Flag[25] = 1
ELSEIF BtableA.BROW[I]. SUB_Item = 26 THEN LP16_Flag[26] = 1
ELSEIF BtableA.BROW[I]. SUB_Item = 27 THEN LP16_Flag[27] = 1
END DO
```

Array:

Number of Elements: 27

Skip Instructions: Goto S16_END

Instrument SAS Name: LP16_Flag

Sponsor Field Type: N

Report Section: 16

Date Implemented (YYYY-MM-DD): April 2019

S16_END

S16_END

Field

Description: End Section 16

Form Pane Label:

SAS Name:

Tag Name:

Inherited Universe:

Universe: (SUB_ITEM = 99) OR (the table is full)

Universe Description:

Question Text: ** Non Displayed **

Type: Classification

Length: 0

- Don't Know
- Refuse
- Empty

- On Input
- On Output

Array:

Special Instructions: Set section complete flag
IF (Any SUB_ITEM = 99) OR (the table is full)
then set Section Complete flag
(Store a "Yes" in SECTCOMP(16))

Skip Instructions: Goto Section 17 - BSect17

Report Section: 16

Block

BSECT17
BSECT17

Description: Trips and Vacations

Tab Name: S17

Fly Over Name: S17 - Trips

Universe Type: If

Inherited Universe:

Universe: bFront.START <> Transmit {3} AND bFront.START <> Quit {4} AND
bFront.START <> Noninterview {5} AND bFront.REPLACE_HH <> Yes {1} AND
bFront.REPLACE_SPAWN <> Continue {1} AND CE_INTRO = Continue {1}

Universe Description: All interviews

Array:

Block Instructions: Section Labels:

Section 17, Part A - Trips and Vacations
Section 17, part BC - Trips and Vacations
Section 17, Part E - Trips and Vacations
Section 17, Part F - Trips and Vacations

ANYOUTSD

ANYOUTSD

Field

Description: Any trips paid by others since 1st of reference month.

Form Pane Label: Paid by others

SAS Name: ANYOUTSD

Tag Name: ANYOUTSD

Inherited Universe:

Universe:

Universe Description: All

Question Text: Now I am going to ask about trips and vacations.

Since the first of ^REF_MONTH have ^YOU_ANYMEM taken any trips entirely paid for by anyone outside your household, such as a business, employer, or relative?

Fills: REF_MONTH

Instructions: Set REF_MONTH = 3 months before the interview.

Calculated by taking the INTPER from record type 10 to come up with the base month to start from.

Fills: YOU_ANYMEM

Instructions: IF NUMHOUSE = 1 then fill "you"

ELSE fill "you or any members of your household"

Type: Enumerated

Length: 1

Answer List: TYesNo

Value:	Mnemonic:	Description:
1	Yes	Yes
2	No	No

- Don't Know
- Refuse
- Empty

- On Input
- On Output

Store Instructions: IF ANYOUTSD = 2, DK or RF, store 1 in TRD_STAT and TRD_ORIG.

Array:

Skip Instructions: 1: Goto NUMOUTSD

2,DK,RF: IF I_17Acoun > 0 then goto TBLSECT17A_1
ELSE goto ANYTRIPS

Instrument SAS Name: Anyoutsd

Destination Data Set: ETRD

Sponsor Field Type: C

Report Section: 17A

NUMOUTSD

Field

NUMOUTSD

Description: No. of trips paid by others

Form Pane Label: # Paid by others

SAS Name:

Tag Name: NUMOUTSD

Inherited Universe:

Universe: ANYOUTSD = Yes {1}

Universe Description: Yes, taken trips entirely paid for by someone outside the CU

Question Text: How many?

Type: String

Length: 2

Don't Know

Refuse

Empty

On Input

On Output

Store Instructions: Store NUMOUTSD in NUMYUPD.

Array:

Skip Instructions: Goto ANYYUPD

Instrument SAS Name: Numoutsd

Destination Data Set: ETRD

Sponsor Field Type: C

Report Section: 17A

Field

ANYYUPD
ANYYUPD

Description: Expenses not covered on trips paid by others

Form Pane Label: Expenses not

SAS Name: ANYYUPD

Tag Name: ANYYUPD

Inherited Universe:

Universe: ANYOUTSD = Yes {1}

Universe Description: Yes, taken trips entirely paid for by someone outside the CU

Question Text: Even on trips entirely paid for by someone outside of your household there are sometimes miscellaneous expenses which are not paid for. Did ^YOU_YRCU have any expenses on ^ANYYUPD that will not be covered by a business, employer or other non-household member?

Fills: YOU_YRCU

Instructions: IF NUMHOUSE = 1 then fill "you"
ELSE fill "your household"

Fills: ANYYUPD

Instructions: IF NUMOUTSD = 1 then fill "this trip".
ELSE fill "these trips".

Type: Enumerated

Length: 1

Answer List: TYesNo

Value:	Mnemonic:	Description:
1	Yes	Yes
2	No	No

- Don't Know
- Refuse
- Empty

On Input
 On Output

Store Instructions: IF ANYYUPD = 2, DK or RF, store 1 in TRD_STAT and TRD_ORIG.

Array:

Skip Instructions: 1: Goto FOODYUPD

2,DK,RF: IF I_17Acoun > 0 then goto TBLSECT17A_1
ELSE goto ANYTRIPS

Instrument SAS Name: Anyyupd

Destination Data Set: ETRD

Sponsor Field Type: C

Report Section: 17A

Field

FOODYUPD
FOODYUPD

Description: Did trip expenses include food and beverages?

Form Pane Label: Food?

SAS Name: FOODYUPD

Tag Name: FOODYUPD

Inherited Universe:

Universe: ANYYUPD = Yes {1}

Universe Description: Yes, had expenses that will not be covered by someone outside the CU

Question Text: Did these expenses include anything for . . .

. . . Food and beverages?

Type: Enumerated

Length: 1

Answer List: TYesNo

Value:	Mnemonic:	Description:
1	Yes	Yes
2	No	No

Don't Know

Refuse

Empty

On Input

On Output

Array:

Skip Instructions: Goto LODGYUPD

Instrument SAS Name: Foodyupd

Destination Data Set: ETRD

Sponsor Field Type: C

Report Section: 17A

Field

LODGYUPD
LODGYUPD

Description: Did trip expenses include lodging?

Form Pane Label: Lodging?

SAS Name: LODGYUPD

Tag Name: LODGYUPD

Inherited Universe:

Universe: ANYYUPD = Yes {1}

Universe Description: Yes, had expenses that will not be covered by someone outside the CU

Question Text: Did these expenses include anything for . . .

. . . Lodging?

Type: Enumerated

Length: 1

Answer List: TYesNo

Value:	Mnemonic:	Description:
1	Yes	Yes
2	No	No

Don't Know

Refuse

Empty

On Input

On Output

Array:

Skip Instructions: Goto TRANYUPD

Instrument SAS Name: Lodgyupd

Destination Data Set: ETRD

Sponsor Field Type: C

Report Section: 17A

Field

TRANYUPD
TRANYUPD

Description: Did trip expenses include transportation?

Form Pane Label: Transportation?

SAS Name: TRANYUPD

Tag Name: TRANYUPD

Inherited Universe:

Universe: ANYYUPD = Yes {1}

Universe Description: Yes, had expenses that will not be covered by someone outside the CU

Question Text: Did these expenses include anything for . . .

. . . Transportation?

Type: Enumerated

Length: 1

Answer List: TYesNo

Value:	Mnemonic:	Description:
1	Yes	Yes
2	No	No

Don't Know

Refuse

Empty

On Input

On Output

Array:

Skip Instructions: Goto ELSEYUPD

Instrument SAS Name: Tranyupd

Destination Data Set: ETRD

Sponsor Field Type: C

Report Section: 17A

Field

ELSEYUPD
ELSEYUPD

Description: Did trip expenses include anything else?

Form Pane Label: Anything else?

SAS Name: ELSEYUPD

Tag Name: ELSEYUPD

Inherited Universe:

Universe: ANYYUPD = Yes {1}

Universe Description: Yes, had expenses that will not be covered by someone outside the CU

Question Text: Did these expenses include . . .

. . . **Anything else?**

Type: Enumerated

Length: 1

Answer List: TYesNo

Value:	Mnemonic:	Description:
1	Yes	Yes
2	No	No

Don't Know

Refuse

Empty

On Input

On Output

Array:

Skip Instructions: 1: Goto TRAELSE

2,DK,RF: Goto TOTYUPDX

Instrument SAS Name: Elseyupd

Destination Data Set: ETRD

Sponsor Field Type: C

Report Section: 17A

Field

TRAEELSE
TRAEELSE

Description: Specify what else the trip expenses included

Form Pane Label: Specify

SAS Name: TRAEELSE

Tag Name: TRAEELSE

Inherited Universe:

Universe: ANYYUPD = Yes {1}

Universe Description: Yes, expenses included something other than Food, lodging and transportation

Question Text: * Specify:

Type: String

Length: 30

- Don't Know
- Refuse
- Empty

- On Input
- On Output

Array:

Skip Instructions: Goto TOTYUPDX

Instrument SAS Name: TRAEIse

Destination Data Set: ETRD

Sponsor Field Type: C

Report Section: 17A

TOTYUPDX

TOTYUPDX

Field

Description: Total amount of trip expenses

Form Pane Label: Total \$

SAS Name: TOTYUPDX

Tag Name: TOTYUPDX

Inherited Universe:

Universe: ANYYUPD = Yes {1}

Universe Description: Yes, had expenses that will not be covered by someone outside the CU

Question Text: What was the total amount of these expenses?

Type: Integer

Length: 9

Min: 1

Max: 99999999

Don't Know

Refuse

Empty

On Input

On Output

Store Instructions: 1. Store 1 in TRD_STAT and TRD_ORIG

2. IF TOTYUPDX is in range or NONRESPONSE then set TOTY_PDX = EMPTY

Array:

Special Instructions: Display a \$ and commas in the entry field

Skip Instructions: 1-99999999: IF TOTYUPDX < 3 or TOTYUPDX > 9999 then goto ERR1_TOTYUPDX

ELSEIF I_17Acoun > 0 then goto TBLSECT17A_1

ELSE goto ANYTRIPS

DK,RF: IF I_17Acoun > 0 then goto TBLSECT17A_1

ELSE goto ANYTRIPS

Instrument SAS Name: TOTYUPDX

Destination Data Set: ETRD

Sponsor Field Type: N

Report Section: 17A

ERR1_TOTYUPDX

ERR1_TOTYUPDX

Check

Description: Out of Range Check

Inherited Universe:

Universe: (TOTYUPDX < 3 or TOTYUPDX > 9999) AND TOTYUPDX = RESPONSE

Universe Description: Total amount paid by CU is out of range

Text: * THE VALUE ENTERED IS UNUSUALLY HIGH OR LOW

PLEASE VERIFY AND IF CORRECT, ENTER ITEM LEVEL NOTE

Check Instructions: IF Suppressed then set TOTY_PDX = 'A1'

Type: Soft

Skip Instructions: Suppress: IF I_17Acoun > 0 then goto TBLSECT17A_1
ELSE goto ANYTRIPS

All others, go back to TOTYUPDX

Field

NUMYUPD
NUMYUPD

Description: Number of trips paid outside of CU

Form Pane Label:

SAS Name: NUMYUPD

Tag Name:

Inherited Universe:

Universe:

Universe Description:

Question Text:

Type: Integer

Length: 2

Min: 1

Max: 16

- Don't Know
- Refuse
- Empty

- On Input
- On Output

Array:

Special Instructions: NOTE: See NUMOUTSD for how to set this field

Instrument SAS Name: NUMYUPD

Destination Data Set: ETRD

Sponsor Field Type: N

Report Section: 17A

TOTY_PDX

TOTY_PDX

Field

Description: Range edit flag

Form Pane Label:

SAS Name: TOTY_PDX

Tag Name:

Inherited Universe:

Universe:

Universe Description:

Question Text:

Type: String

Length: 2

- Don't Know
- Refuse
- Empty

- On Input
- On Output

Array:

Special Instructions: NOTE: See ERR1_TOTYUPDX for how to set this field

Valid Values: A1 = Range edit failed
(ERR1 check was suppressed)

Blank = Range edit passed

Instrument SAS Name: TOTY_PDX

Destination Data Set: ETRD

Sponsor Field Type: C

Report Section: 17A

Sponsor Edits: FLAG

Field

TRD_STAT
TRD_STAT

Description: Record status

Form Pane Label:

SAS Name: REC_STAT

Tag Name:

Inherited Universe:

Universe:

Universe Description:

Question Text:

Type: String

Length: 1

- Don't Know
- Refuse
- Empty

- On Input
- On Output

Array:

Special Instructions: NOTE: See ANYOUTSD, ANYYUPD and TOTYUPDX for how to set this field

Valid Values: 1 = Active Record

Instrument SAS Name: TRD_STAT

Destination Data Set: ETRD

Sponsor Field Type: C

Report Section: 17A

TRD_ORIG

Field

Description: Record origin

Form Pane Label:

SAS Name: REC_ORIG

Tag Name:

Inherited Universe:

Universe:

Universe Description:

Question Text:

Type: String

Length: 1

- Don't Know
- Refuse
- Empty

- On Input
- On Output

Array:

Special Instructions: NOTE: See ANYOUTSD, ANYYUPD and TOTYUPDX for how to set this field

Valid Values: 1 = Data from current month interview

Instrument SAS Name: TRD_ORIG

Destination Data Set: ETRD

Sponsor Field Type: C

Report Section: 17A

Block

TBLSECT17A_1
TBLSECT17A_1

Description: Follow-up questions for previously reported UNFINISHED trips

Tab Name:

Fly Over Name:

Universe Type: If

Inherited Universe:

Universe: I_17Acoun > 0

Universe Description: There is 1 or more previously reported unended trips on the SCIF.

Array:

- Block Instructions:**
1. Maximum number of grid lines = 17.
 2. Build a grid/array of unfinished trips.
Only display trips where 8500.ENDTRP2 = 0.
Pre-fill the PLACENAME field with 8500.TRIPPLAC.
Ask ENDTRP1 and ANYBOTH1 for each unfinished trip
 3. Pre-chart
 - o Follow pre-chart standards. (See attachment on the field Prechart_Standards.)
 - o See the attachment on the variable Input_Setup_Specifications for specific prechart information

BLKROW
TBLSECT17A_1.BLKROW

Block

Description:

Tab Name:

Fly Over Name:

Universe Type:

Inherited Universe:

Universe:

Universe Description:

Array:

Block Instructions:

Field

PLACENAME
TBLSECT17A_1.BLKROW.PLACENAME

Description: Trip Description (SHOW ONLY)

Form Pane Label: Destination

SAS Name:

Tag Name:

Inherited Universe:

Universe:

Universe Description:

Question Text: ** SHOW ONLY **

Type: String

Length: 30

- Don't Know
- Refuse
- Empty

- On Input
- On Output

Store Instructions: Store 8500.TRIPPLAC in PLACENAME

Array:

Destination Data Set: ETR2

Report Section: 17A1

ENDTRP1

Field

TBLSECT17A_1.BLKROW.ENDTRP1

Description: Month when trip to TRPPLACE ended

Form Pane Label: Month trip ended

SAS Name:

Tag Name: ENDTRP1

Inherited Universe:

Universe: 8500.ENDTRP2 = 0

Universe Description: This is an unended trip

Question Text: ^ENDTRP1INTRO

In what month did your trip to ^PLACENAME end?

Destination Ended How paid Number of trips
(TRPPLACE) (ENDTRP2) (ANYBOTH2) (NUMTRIPS)

Fills: PLACENAME

Instructions: Fill entry in 8500.TRIPPLAC

Fills: ENDTRP1INTRO

Instructions: Display this fill only the first time this question is asked.

Last interview you reported ^I_S18ACOUN ^TripTrips which had not yet ended.

I'd like to ask about ^Thattrip_Thosetrips now.

Fills: I_S18ACOUN

Instructions: Fill data in I_S18ACOUN

Fills: TripTrips

Instructions: IF I_18Acoun (number of unfinished trips) = 1 then fill "trip"
ELSE fill "trips"

Fills: Thattrip_Thosetrips

Instructions: IF I_18Acoun (number of unfinished trips) = 1 then fill "that trip".
ELSE fill "those trips".

Type: Enumerated

Length: 2

Answer List: TMonthNotEnded

Value:	Mnemonic:	Description:
0	NotEnded	Trip not ended
1	Jan	January
2	Feb	February
3	Mar	March
4	Apr	April
5	May	May
6	Jun	June
7	Jul	July
8	Aug	August
9	Sep	September
10	Oct	October
11	Nov	November
12	Dec	December

- Don't Know
- Refuse
- Empty

- On Input
- On Output

Array:

Special Instructions: Only display answer options 0 and the 4 months that are the reference month through the current month. (ref_monthnum, two_monthnum, last_monthnum, and cur_monthnum)

Note: Blaise does not allow non-displayed options to be selected

Skip Instructions: 0: IF no more unended trips then exit block and goto ANYTRIPS
ELSE goto next line on grid

REF_MONTH-CUR_MONTH, DK, RF: Goto ANYBOTH1

Instrument SAS Name: ENDTRP1

Destination Data Set: ETR2

Sponsor Field Type: C

Report Section: 17A1

Field

ANYBOTH1
TBLSECT17A_1.BLKROW.ANYBOTH1

Description: Did a non-CU member pay for any trip costs

Form Pane Label: Any exp pd by oths

SAS Name:

Tag Name: ANYBOTH1

Inherited Universe:

Universe: ENDTRP1 = RESPONSE AND ENDTRP1 <> NotEnded {0}

Universe Description: (Previously reported unended trip has now ended) OR
(Respondent doesn't know or refuses to tell us if the trip has ended.)

Question Text: Did a business, employer, or any other non-household member pay any of the costs for this trip?

Type: Enumerated

Length: 1

Answer List: TYesNo

Value:	Mnemonic:	Description:
1	Yes	Yes
2	No	No

Don't Know

Refuse

Empty

On Input

On Output

Store Instructions: Store TRIPLINE in TRIPIDBC

Array:

Skip Instructions: IF no more unended trips then exit the block and goto ANYTRIPS

ELSE goto ENDTRP1 for the next line of grid

Instrument SAS Name: ANYBOTH1

Destination Data Set: ETR2

Sponsor Field Type: C

Report Section: 17A1

Field

Tripline
TBLSECT17A_1.BLKROW.Tripline

Description: Trip line number

Form Pane Label:

SAS Name:

Tag Name:

Inherited Universe:

Universe:

Universe Description:

Question Text:

Type: Integer

Length: 2

Min: 0

Max: 30

- Don't Know
- Refuse
- Empty

- On Input
- On Output

Array:

Instrument SAS Name: Tripline

Report Section: 17A

MATCHID

Field

TBLSECT17A_1.BLKROW.MATCHID

Description: Unfinished Trip Match ID - Output Only Field

Form Pane Label:

SAS Name:

Tag Name:

Inherited Universe:

Universe:

Universe Description:

Question Text:

Type: Integer

Length: 2

Min: 1

Max: 99

- Don't Know
- Refuse
- Empty

On Input

On Output

Store Instructions: Set = 850026.MATCHID

Array:

Special Instructions: Valid Values: 1-99

Instrument SAS Name: MATCHID

Destination Data Set: ETR2

Sponsor Field Type: N

Report Section: 17A1

Field

ANYTRIPS
ANYTRIPS

Description: Any trips?

Form Pane Label: Any trips?

SAS Name:

Tag Name: ANYTRIPS

Inherited Universe:

Universe: (INTNMBR = 1) OR (INTNMBR = 2-4 and ((I_17Acoun = 0) OR
(entry in BSECT17.TBLSECT17A_1.BLKROW.ANYBOTH1 for last trip on the grid)))

Universe Description: All

Help Screen: H_ANYTRIPS

Question Text:  39 ? [F1]

Since the first of ^REF_MONTH, have ^YOU_ANYMEM
taken ^ANYTRIP for reasons such as:

- * Visiting relatives or friends?
- * Business?
- * Recreational trips?
- * Other trips overnight or longer?
- * Day trips of at least 75 miles away from home?

Fills: REF_MONTH

Instructions: Set REF_MONTH = 3 months before the interview.
Calculated by taking the INTPER from record type 10 to come up with the base
month to start from.

Fills: YOU_ANYMEM

Instructions: IF NUMHOUSE = 1 then fill "you"
ELSE fill "you or any members of your household"

Fills: ANYTRIP

Instructions: If INTNMBR = 1 then fill "any trips"
ELSE fill "any other trips".

Type: Enumerated

Length: 1

Answer List: TYesNo

Value:	Mnemonic:	Description:
1	Yes	Yes
2	No	No

- Don't Know
- Refuse
- Empty

- On Input
- On Output

Array:

Skip Instructions: 1: Goto TRPPLACE

2,DK,RF: Goto S17A_END

Instrument SAS Name: Anytrips

Destination Data Set: ETR2

Report Section: 17A2

Block

TBLSECT17A_2
TBLSECT17A_2

Description: General Trip Information

Tab Name:

Fly Over Name:

Universe Type: If

Inherited Universe:

Universe: ANYTRIPS = Yes {1}

Universe Description: Yes, have taken trips since the first of the reference month

Array:

Block Instructions: 1. Maximum number of grid lines = 17.

2. Pre-chart

o Follow pre-chart standards. (See attachment on the field Prechart_Standards.)

o See the attachment on the variable Input_Setup_Specifications for specific prechart information

BLKROW
TBLSECT17A_2.BLKROW

Block

Description:

Tab Name:

Fly Over Name:

Universe Type:

Inherited Universe:

Universe:

Universe Description:

Array:

Block Instructions:

Field

TRIPPLAC
TBLSECT17A_2.BLKROW.TRIPPLAC

Description: Destination

Form Pane Label: Destination

SAS Name:

Tag Name: TRIPPLAC

Inherited Universe:

Universe: ANYTRIPS = Yes {1} OR S18MORE = Yes {1}

Universe Description:

Help Screen: H_TRIPPLAC

Question Text: ? [F1]

Where did ^YOU_YRCU go?

* Enter 888 to delete the trip

<u>Destination</u>	<u>Ended</u>	<u>How paid</u>	<u>Number of trips</u>
(TRPPLACE)	(ENDTRP2)	(ANYBOTH2)	(NUMTRIPS)

Fills: YOU_YRCU

Instructions: IF NUMHOUSE = 1 then fill "you"
ELSE fill "your household"

Type: String

Length: 30

- Don't Know
- Refuse
- Empty

- On Input
- On Output

Array:

Special Instructions: 1. Set up a trip line # for all trips, unfinished or not.
(TRIPLINE) Starting with 01. (If there are trips on the
input file then start with the last 8500.TRIPLINE + 1)

2. IF TRIPPLAC = 888 then gray this line of the grid, except

for item S18MORE.

Skip Instructions: 30 characters: Goto DESTCODE

888: Goto S18MORE

Instrument SAS Name: TRIPPLAC

Destination Data Set: ETR2

Sponsor Field Type: C

Report Section: 17A2

Field

DESTCODE
TBLSECT17A_2.BLKROW.DESTCODE

Description: Trip place

Form Pane Label: State

SAS Name:

Tag Name: DESTCODE

Inherited Universe:

Universe: TRIPPLAC <> '888'

Universe Description:

Help Screen: H_DESTCODE

Question Text: ? [F1]

◆ Type state abbreviation for a U.S. destination or X for foreign country destination

Destination Ended How paid Number of trips
(TRPPLACE) (ENDTRP2) (ANYBOTH2) (NUMTRIPS)

Type: String

Length: 2

Don't Know

Refuse

Empty

On Input

On Output

Store Instructions: IF DESTCODE <> 'X' then store DESTCODE in TRPDSTN.

Array:

Special Instructions: 1. Pre-fill and gray the PLACE field with state name.

2. Use answer type TState - STRING[2], display width 4

Skip Instructions: 2 character state abbrev.or RF: Goto ENDTRP2

DK: Goto CK_DESTCODE

PR,X: Goto FOREIGN

Instrument SAS Name: Destcode

Destination Data Set: ETR2

Sponsor Field Type: C

Report Section: 17A2

Check

CK_DESTCODE
TBLSECT17A_2.BLKROW.CK_DESTCODE

Description: DK for stat is possible Foreign Country Trip

Inherited Universe:

Universe: DESTCODE = DONTKNOW

Universe Description:

Text: ♦ Please enter "X" for the state if the trip was to a foreign country such as Mexico, Belize, Italy, Aruba, etc..

Otherwise press 'S' to suppress.

Check Instructions:

Type: Soft

Skip Instructions: Suppress: Goto ENDTRP2

All other, go back to DESTCODE

PLACE

Field

TBLSECT17A_2.BLKROW.PLACE

Description: State Name - SHOW ONLY Field

Form Pane Label: Place

SAS Name:

Tag Name:

Inherited Universe:

Universe:

Universe Description:

Question Text: ** SHOW ONLY **

Type: String

Length: 30

- Don't Know
- Refuse
- Empty

- On Input
- On Output

Store Instructions: Prefill with DESCTCODE full state name.

Array:

Report Section: 17A2

Field

FOREIGN
TBLSECT17A_2.BLKROW.FOREIGN

Description: Country or region - precode

Form Pane Label: Cntry/Reg

SAS Name:

Tag Name: FOREIGN

Inherited Universe:

Universe: DESTCODE = 'X' or DESTCODE = 'PR'

Universe Description: Trip was to a foreign country/Puerto Rico

Question Text: ♦ [Select the country or region.](#)

Type: Enumerated

Length: 2

Answer List: TFOREIGN

Value:	Mnemonic:	Description:
1	AFRICA	Africa
2	ASIA	Asia
3	AUSTRALIA	Australia
4	CANADA	Canada
5	CARIBBEAN	Caribbean
6	CENTRAL	Central America
7	EUROPE	Europe
8	MEXICO	Mexico
9	MIDDLE	Middle East
10	SAMERICA	South America
11	SPACIFIC	South Pacific

- Don't Know
- Refuse
- Empty

- On Input
- On Output

Store Instructions: 1. Set destination code to X for Puerto Rico so that universe statements in 17BC will work correctly.

IF DESTCODE = 'PR' then set DESTCODE = 'X'

2. IF FOREIGN = AFRICA {1} then set TRPDSTN = 'ZF'
ELSEIF FOREIGN = ASIA {2} then set TRPDSTN = 'ZA'
ELSEIF FOREIGN = AUSTRALIA {3} then set TRPDSTN = 'ZP'
ELSEIF FOREIGN = CANADA {4} then set TRPDSTN = 'ZC'
ELSEIF FOREIGN = CARIBBEAN {5} then set TRPDSTN = 'ZB'
ELSEIF FOREIGN = CENTRAL {6} then set TRPDSTN = 'ZS'
ELSEIF FOREIGN = EUROPE {7} then set TRPDSTN = 'ZE'
ELSEIF FOREIGN = MEXICO {8} then set TRPDSTN = 'ZM'
ELSEIF FOREIGN = MIDDLE {9} then set TRPDSTN = 'ZI'
ELSEIF FOREIGN = SAMERICA {10} then set TRPDSTN = 'ZS'
ELSEIF FOREIGN = SPACIFIC {11} then set TRPDSTN = 'ZP'

Array:

Special Instructions: Pre-fill and gray the PLACE field with the answer list description

Skip Instructions: Goto ENDTRP2

Instrument SAS Name: FOREIGN

Destination Data Set: ETR2

Sponsor Field Type: C

Report Section: 17A2

Field

ENDTRP2
TBLSECT17A_2.BLKROW.ENDTRP2

Description: Month trip(s) ended

Form Pane Label: Ended

SAS Name:

Tag Name: ENDTRP2

Inherited Universe:

Universe: TRIPPLAC <> '888'

Universe Description:

Question Text: In what month did this trip end?

* (0) Trip not ended

Destination Ended How paid Number of trips
(TRPPLACE) (ENDTRP2) (ANYBOTH2) (NUMTRIPS)

Type: Enumerated

Length: 2

Answer List: TMonthNotEnded

Value:	Mnemonic:	Description:
0	NotEnded	Trip not ended
1	Jan	January
2	Feb	February
3	Mar	March
4	Apr	April
5	May	May
6	Jun	June
7	Jul	July
8	Aug	August
9	Sep	September
10	Oct	October
11	Nov	November
12	Dec	December

Don't Know
 Refuse
 Empty

On Input
 On Output

Array:

Special Instructions: Only display answer options 0 and the 4 months that are the reference month through the current month. (ref_monthnum, two_monthnum, last_monthnum, and cur_monthnum)

Note: Blaise does not allow non-displayed options to be selected

Skip Instructions: 0: Goto S18MORE

REF_MONTH-CUR_MONTH, DK, RF: Goto MORTHONE

Instrument SAS Name: ENDTRP2

Destination Data Set: ETR2

Sponsor Field Type: C

Report Section: 17A2

Field

MORTHONE
TBLSECT17A_2.BLKROW.MORTHONE

Description: Take multiple trips to same location?

Form Pane Label: Mult trips to same

SAS Name:

Tag Name: MORTHONE

Inherited Universe:

Universe: ENDTRP2 <> NotEnded {0}

Universe Description: Trip has ended

Question Text: Did you take more than one trip to ^TRIPPLAC in ^NUMNIGHTC?

<u>Destination</u>	<u>Ended</u>	<u>How paid</u>	<u>Number of trips</u>
(TRPPLACE)	(ENDTRP2)	(ANYBOTH2)	(NUMTRIPS)

Fills: TRIPPLAC

Instructions: fill entry in TRIPPLAC

Fills: NUMNIGHTC

Instructions: IF ENDTRP2 = 1 then fill 'January'
ELSEIF ENDTRP2 = 2 then fill 'February'
ELSEIF ENDTRP2 = 3 then fill 'March'
ELSEIF ENDTRP2 = 4 then fill 'April'
ELSEIF ENDTRP2 = 5 then fill 'May'
ELSEIF ENDTRP2 = 6 then fill 'June'
ELSEIF ENDTRP2 = 7 then fill 'July'
ELSEIF ENDTRP2 = 8 then fill 'August'
ELSEIF ENDTRP2 = 9 then fill 'September'
ELSEIF ENDTRP2 = 10 then fill 'October'
ELSEIF ENDTRP2 = 11 then fill 'November'
ELSEIF ENDTRP2 = 12 then fill 'December'

Type: Enumerated

Length: 1

Answer List: TYesNo

Value:	Mnemonic:	Description:
---------------	------------------	---------------------

1	Yes	Yes
2	No	No

- Don't Know
- Refuse
- Empty

- On Input
- On Output

Array:

Skip Instructions: 1: Goto NUMTRIPS

2,DK,RF: Goto ANYBOTH2

Instrument SAS Name: MORTHONE

Destination Data Set: ETR2

Report Section: 17A2

Field

NUMTRIPS
TBLSECT17A_2.BLKROW.NUMTRIPS

Description: No. times to same place

Form Pane Label: No. times to same

SAS Name:

Tag Name: NUMTRIPS

Inherited Universe:

Universe: MORTHONE = Yes {1}

Universe Description:

Question Text: How many times did you go to ^TRIPPLAC
in ^NUMNIGHTC?

<u>Destination</u>	<u>Ended</u>	<u>How paid</u>	<u>Number of trips</u>
(TRPPLACE)	(ENDTRP2)	(ANYBOTH2)	(NUMTRIPS)

Fills: TRIPPLAC

Instructions: fill entry in TRIPPLAC

Fills: NUMNIGHTC

Instructions: IF ENDTRP2 = 1 then fill 'January'
ELSEIF ENDTRP2 = 2 then fill 'February'
ELSEIF ENDTRP2 = 3 then fill 'March'
ELSEIF ENDTRP2 = 4 then fill 'April'
ELSEIF ENDTRP2 = 5 then fill 'May'
ELSEIF ENDTRP2 = 6 then fill 'June'
ELSEIF ENDTRP2 = 7 then fill 'July'
ELSEIF ENDTRP2 = 8 then fill 'August'
ELSEIF ENDTRP2 = 9 then fill 'September'
ELSEIF ENDTRP2 = 10 then fill 'October'
ELSEIF ENDTRP2 = 11 then fill 'November'
ELSEIF ENDTRP2 = 12 then fill 'December'

Type: Integer

Length: 2

Min: 2

Max: 16

Don't Know
 Refuse
 Empty

On Input
 On Output

Array:

Skip Instructions: Goto ANYBOTH2

Instrument SAS Name: NUMTRIPS

Destination Data Set: ETR2

Sponsor Field Type: N

Report Section: 17A2

Field

ANYBOTH2
TBLSECT17A_2.BLKROW.ANYBOTH2

Description: Were there any expenses paid by others

Form Pane Label: Any exp pd by oths?

SAS Name:

Tag Name: ANYBOTH2

Inherited Universe:

Universe: MORTHONE = Yes {1}

Universe Description:

Question Text: Were any of the expenses for ^ANYBOTH2_FILL paid for
by anyone outside of your household?

Destination Ended How paid Number of trips
(TRPPLACE) (ENDTRP2) (ANYBOTH2) (NUMTRIPS)

Fills: ANYBOTH2_FILL

Instructions: IF NUMTRIPS > 1 then fill "these trips"
ELSE fill "this trip"

Type: Enumerated

Length: 1

Answer List: TYesNo

Value:	Mnemonic:	Description:
1	Yes	Yes
2	No	No

- Don't Know
- Refuse
- Empty

- On Input
- On Output

Store Instructions: Store TRIPLINE in TRIPIDBC

Array:

Skip Instructions: Goto S18MORE

Instrument SAS Name: ANYBOTH2

Destination Data Set: ETR2

Sponsor Field Type: C

Report Section: 17A2

Field

S17MORE
TBLSECT17A_2.BLKROW.S17MORE

Description: Any more trips?

Form Pane Label: Any more trips?

SAS Name:

Tag Name: S17MORE

Inherited Universe:

Universe:

Universe Description:

Help Screen: H_ANYTRIPS

Question Text:  39 ? [F1]

Since the first of ^REF_MONTH , have you taken any other trips for reasons such as:

- * Visiting relatives or friends?
- * Business?
- * Recreational trips?
- * Other trips overnight or longer?
- * Day trips of at least 75 miles away from home?

Fills: REF_MONTH

Instructions: Set REF_MONTH = 3 months before the interview.

Calculated by taking the INTPER from record type 10 to come up with the base month to start from.

Type: Enumerated

Length: 1

Answer List: TYesNo

Value:	Mnemonic:	Description:
1	Yes	Yes
2	No	No

- Don't Know
- Refuse
- Empty

- On Input
- On Output

Store Instructions: Store 1 in TR2_STAT and store 1 in TR2_ORIG

Array:

Skip Instructions: 1: Goto TRIPPLAC, next line on the grid

2,DK,RF: Goto S17A_END

Instrument SAS Name: S17more

Destination Data Set: ETR2

Report Section: 17A2

Field

TRIPLINE
TBLSECT17A_2.BLKROW.TRIPLINE

Description: Trip Line number

Form Pane Label:

SAS Name:

Tag Name:

Inherited Universe:

Universe:

Universe Description:

Question Text:

Type: Integer

Length: 2

Min: 0

Max: 17

- Don't Know
- Refuse
- Empty

- On Input
- On Output

Array:

Special Instructions: NOTE: See TRIPPLACE for how to set this field

Instrument SAS Name: tripline

Destination Data Set: ETR2

Sponsor Field Type: C

Report Section: 17A2

TRPDSTN

Field

TBLSECT17A_2.BLKROW.TRPDSTN

Description: Trip State or country code

Form Pane Label:

SAS Name: TRIPDSTN

Tag Name:

Inherited Universe:

Universe:

Universe Description:

Question Text:

Type: String

Length: 2

- Don't Know
- Refuse
- Empty

- On Input
- On Output

Array:

Special Instructions: NOTE: See DESTCODE and FOREIGN for how to set this field

Instrument SAS Name: TRPDSTN

Destination Data Set: ETR2

Sponsor Field Type: C

Report Section: 17A2

Field

TR2_STAT
TBLSECT17A_2.BLKROW.TR2_STAT

Description: Record status

Form Pane Label:

SAS Name: REC_STAT

Tag Name:

Inherited Universe:

Universe:

Universe Description:

Question Text:

Type: String

Length: 1

- Don't Know
- Refuse
- Empty

- On Input
- On Output

Array:

Special Instructions: NOTE: See S17MORE for how to set this field

Instrument SAS Name: TR2_STAT

Destination Data Set: ETR2

Sponsor Field Type: C

Report Section: 17A2

TR2_ORIG

Field

TBLSECT17A_2.BLKROW.TR2_ORIG

Description: Record origin

Form Pane Label:

SAS Name: REC_ORIG

Tag Name:

Inherited Universe:

Universe:

Universe Description:

Question Text:

Type: String

Length: 1

- Don't Know
- Refuse
- Empty

- On Input
- On Output

Array:

Special Instructions: NOTE: See S17MORE for how to set this field

Instrument SAS Name: TR2_ORIG

Destination Data Set: ETR2

Sponsor Field Type: C

Report Section: 17A2

Field

S17A_END
S17A_END

Description: End of Section 17A

Form Pane Label:

SAS Name:

Tag Name:

Inherited Universe:

Universe: S17MORE = No {2} OR S17MORE = NONRESPONSE OR ANYTRIPS = No {2} OR ANYTRIPS = NONRESPONSE

Universe Description:

Question Text: ** Non Displayed **

Type: Classification

Length: 0

- Don't Know
- Refuse
- Empty

- On Input
- On Output

Store Instructions: Set Unfinished Trip Count

Set S17ACOUN = total number of trips with ENDTRP1 = 0 and ENDTRP2 = 0

Array:

Skip Instructions: IF (ANYBOTH1 = 1, 2, DK, or RF) or (ANYBOTH2 = 1, 2, DK, or RF)
for any trips goto Section 17BC

ELSE goto Section 17E

Report Section: 17A

BLKSECT17_BC_STRUCT

BLKSECT17_BC_STRUCT

Block

Description: Trips Paid Entirely by CU and Partially Reimbursed Trips - Detail Questions

Tab Name:

Fly Over Name:

Universe Type: If

Inherited Universe:

Universe: There are trips where BSECT17.TBLSECT17A_1.BLKROW.ENDTRP1 <> 0 OR
BSECT17.TBLSECT17A_2.BLKROW.ENDTRP2 <> 0

Universe Description: Trips began and end during the reference period

Array:

Block Instructions: Maximum number of rows = 17

Block

BLKSECT17_BC_1
BLKSECT17_BC_STRUCT.BLKSECT17_BC_1

Description: Block for Fields NUMNIGHT - PARKINGX

Tab Name:

Fly Over Name:

Universe Type: lf

Inherited Universe:

Universe:

Universe Description:

Array:

Block Instructions: Pre-fill the TRIPNUM field with TRIPIDBC
and the TRPPLACE field with
BSECT17.TBLSECT17A_2.BLKROW.TRIPPLAC.

TRIPNUM

Field

BLKSECT17_BC_STRUCT.BLKSECT17_BC_1.TRIPNUM

Description: Trip Number (SHOW ONLY)

Form Pane Label: Trip Number

SAS Name:

Tag Name:

Inherited Universe:

Universe:

Universe Description:

Question Text: ** SHOW ONLY **

Type: String

Length: 2

- Don't Know
- Refuse
- Empty

- On Input
- On Output

Store Instructions: Store TRIPIDBC in TRIPNUM

Array:

Report Section: 17BC

Field

TRIPPLACE

BLKSECT17_BC_STRUCT.BLKSECT17_BC_1.TRIPPLACE

Description: Trip Destination (SHOW ONLY)

Form Pane Label: Trip Place

SAS Name:

Tag Name:

Inherited Universe:

Universe:

Universe Description:

Question Text: ** SHOW ONLY **

Type: String

Length: 30

- Don't Know
- Refuse
- Empty

- On Input
- On Output

Store Instructions: Store BSECT17.TBLSECT17A_2.BLKROW.TRIPPLAC in TRIPPLACE

Array:

Report Section: 17BC

NUMNIGHT

Field

BLKSECT17_BC_STRUCT.BLKSECT17_BC_1.NUMNIGHT

Description: No. of nights on trip

Form Pane Label: No. of nights on trip

SAS Name: NUMNIGHT

Tag Name: NUMNIGHT

Inherited Universe:

Universe:

Universe Description: All who get this block

Question Text: ^NUMNIGHTA

^NUMNIGHTB

How many nights did ^YOU_ANYMEM spend away from home on ^ThisTrip?

- ◆ Enter 0 for none
- ◆ Enter 888 to delete this trip

Fills: NUMNIGHTB

Instructions: If flganyboth = 1 AND BSECT17.TBLSECT17A_2.BLKROW.NUMTRIPS > 1 then fill

"Since ^YOU_YRCU took a set of similar trips to ^TRPPLACE in ^NUMNIGHTC, I will ask about them as a group. Please give the total of all these trips for each of the following questions."

Fills: YOU_YRCU

Instructions: IF NUMHOUSE = 1 then fill "you"
ELSE fill "your household"

Fills: TRPPLACE

Instructions: Fill entry in TRPPLACE

Fills: NUMNIGHTC

Instructions: IF ENDTRP2 = 1 then fill 'January'
ELSEIF ENDTRP2 = 2 then fill 'February'
ELSEIF ENDTRP2 = 3 then fill 'March'
ELSEIF ENDTRP2 = 4 then fill 'April'
ELSEIF ENDTRP2 = 5 then fill 'May'
ELSEIF ENDTRP2 = 6 then fill 'June'

ELSEIF ENDTRP2 = 7 then fill 'July'
ELSEIF ENDTRP2 = 8 then fill 'August'
ELSEIF ENDTRP2 = 9 then fill 'September'
ELSEIF ENDTRP2 = 10 then fill 'October'
ELSEIF ENDTRP2 = 11 then fill 'November'
ELSEIF ENDTRP2 = 12 then fill 'December'

Fills: NUMNIGHTA

Instructions: **IF flganyboth = 2, DK or RF then fill "Now I'm going to ask you about the ^TRIP that ^YOU_YRCU took to ^TRPPLACE ending in ^NUMNIGHTC"**

ELSE fill "You told me that someone outside your household paid for part of the ^TRIP ^YOU_YRCU took to ^TRPPLACE. In the next questions, I'm interested only in the costs ^YOU_YRCU had to pay, not those paid by someone else."

Fills: TRPPLACE

Instructions: **Fill entry in TRPPLACE**

Fills: TRIP

Instructions: **If BSECT17.TBLSECT17A_2.BLKROW.NUMTRIPS = 1 then fill "trip"**
ELSE fill "trips"

Fills: YOU_YRCU

Instructions: **IF NUMHOUSE = 1 then fill "you"**
ELSE fill "your household"

Fills: NUMNIGHTC

Instructions: **IF ENDTRP2 = 1 then fill 'January'**
ELSEIF ENDTRP2 = 2 then fill 'February'
ELSEIF ENDTRP2 = 3 then fill 'March'
ELSEIF ENDTRP2 = 4 then fill 'April'
ELSEIF ENDTRP2 = 5 then fill 'May'
ELSEIF ENDTRP2 = 6 then fill 'June'
ELSEIF ENDTRP2 = 7 then fill 'July'
ELSEIF ENDTRP2 = 8 then fill 'August'
ELSEIF ENDTRP2 = 9 then fill 'September'
ELSEIF ENDTRP2 = 10 then fill 'October'
ELSEIF ENDTRP2 = 11 then fill 'November'
ELSEIF ENDTRP2 = 12 then fill 'December'

Fills: YOU_ANYMEM

Instructions: **IF NUMHOUSE = 1 then fill "you"**
ELSE fill "you or any members of your household"

Fills: ThisTrip

Instructions: IF BSECT17.TBLSECT17A_2.BLKROW.NUMTRIPS > 1 then fill "these trips."
ELSE fill "this trip"

Type: Integer

Length: 3

Min: 0

Max: 888

Don't Know

Refuse

Empty

On Input

On Output

Store Instructions: 1. Store BSECT17.TBLSECT17A_2.BLKROW.TRIPPLAC in TRPPLACE

2. Store TRPDSTN in TRIPDSTN.

3. Store BSECT17.TBLSECT17A_2.BLKROW.NUMTRIPS in NUMSAME.
If BSECT17.TBLSECT17A_2.BLKROW.MORTHONE from 18A = 2, DK
or RF then store 1 in NUMSAME,
If BSECT17.TBLSECT17A_1.BLKROW.ENDTRP1 from 18A is not
blank or 0 for this trip then store 1 in NUMSAME

4. If BSECT17.TBLSECT17A_1.BLKROW.ENDTRP1 <> blank,
store BSECT17.TBLSECT17A_1.BLKROW.ENDTRP1 in EOTRIPMO.

If BSECT17.TBLSECT17A_2.BLKROW.ENDTRP2 <> blank,
store BSECT17.TBLSECT17A_2.BLKROW.ENDTRP2 in EOTRIPMO.

Array:

Special Instructions: If NUMNIGHT = 888 then gray out this trip

Skip Instructions: 0-800: IF NUMNIGHT > 90 then goto ERR1_NUMNIGHT
ELSE goto PKGTRIP

DK,RF: Goto PKGTRIP

888: Goto S18BC_END

Instrument SAS Name: NUMNIGHT

Destination Data Set: ETRB

Sponsor Field Type: N

Report Section: 17BC

ERR1_NUMNIGHT

Check

BLKSECT17_BC_STRUCT.BLKSECT17_BC_1.ERR1_NUMNIGHT

Description: Out of Range Check

Inherited Universe:

Universe: NUMNIGHT > 90 AND NUMNIGHT = RESPONSE

Universe Description: Number of nights spent away from home is out of range

Text: ♦ THE VALUE ENTERED IS UNUSUALLY HIGH OR LOW

PLEASE VERIFY AND IF CORRECT, ENTER ITEM LEVEL NOTE

Check Instructions: IF suppressed then set NUMN_GHT = 'A1'

Type: Soft

Skip Instructions: Suppress: Goto PKGTRIP

All others, go back to NUMNIGHT

Field

PKGTRIP

BLKSECT17_BC_STRUCT.BLKSECT17_BC_1.PKGTRIP

Description: Was all or part of trip covered by a package deal?

Form Pane Label: Package deal

SAS Name: PKGTRIP

Tag Name: PKGTRIP

Inherited Universe:

Universe: NUMNIGHT <> 888

Universe Description: Not a deleted trip

Question Text: ^PKGTRIP

Was all or part of ^ThisTrip covered by a package deal?

Fills: PKGTRIP

Instructions: The first time the question is asked, Fill: "Sometimes when people take a trip they have some sort of package deal that covers some or all of the costs."

Fills: ThisTrip

Instructions: IF BSECT17.TBLSECT17A_2.BLKROW.NUMTRIPS > 1 then fill "these trips."
ELSE fill "this trip"

Type: Enumerated

Length: 1

Answer List: TYesNo

Value:	Mnemonic:	Description:
1	Yes	Yes
2	No	No

- Don't Know
- Refuse
- Empty

- On Input
- On Output

Array:

Skip Instructions: 1: Goto FOODDEAL

2,DK,RF: Goto TRPTRNS

Instrument SAS Name: PKGTRIP

Destination Data Set: ETRB

Sponsor Field Type: C

Report Section: 17BC

Field

FOODDEAL

BLKSECT17_BC_STRUCT.BLKSECT17_BC_1.FOODDEAL

Description: Did the package deal include food and beverages?

Form Pane Label: Food?

SAS Name: FOODDEAL

Tag Name: FOODDEAL

Inherited Universe:

Universe: PKGTRIP = Yes {1}

Universe Description: Yes, some or all of the costs were covered by a package deal

Question Text: Did the package deal include . . .

. . . Food and beverages?

Type: Enumerated

Length: 1

Answer List: TYesNo

Value:	Mnemonic:	Description:
1	Yes	Yes
2	No	No

- Don't Know
- Refuse
- Empty

- On Input
- On Output

Array:

Skip Instructions: Goto LODGDEAL

Instrument SAS Name: FOODDEAL

Destination Data Set: ETRB

Sponsor Field Type: C

Report Section: 17BC

Field

LODGDEAL

BLKSECT17_BC_STRUCT.BLKSECT17_BC_1.LODGDEAL

Description: Did the package deal include lodging?

Form Pane Label: Lodging?

SAS Name: LODGDEAL

Tag Name: LODGDEAL

Inherited Universe:

Universe: PKGTRIP = Yes {1}

Universe Description: Yes, some or all of the costs were covered by a package deal

Question Text: Did the package deal include . . .

. . . **Lodging?**

Type: Enumerated

Length: 1

Answer List: TYesNo

Value:	Mnemonic:	Description:
1	Yes	Yes
2	No	No

- Don't Know
- Refuse
- Empty

- On Input
- On Output

Array:

Skip Instructions: Goto TRANDEAL

Instrument SAS Name: LODGDEAL

Destination Data Set: ETRB

Sponsor Field Type: C

Report Section: 17BC

Field

TRANDEAL

BLKSECT17_BC_STRUCT.BLKSECT17_BC_1.TRANDEAL

Description: Did the package deal include transportation?

Form Pane Label: Transportation?

SAS Name: TRANDEAL

Tag Name: TRANDEAL

Inherited Universe:

Universe: PKGTRIP = Yes {1}

Universe Description: Yes, some or all of the costs were covered by a package deal

Question Text: Did the package deal include . . .

. . . Transportation?

Type: Enumerated

Length: 1

Answer List: TYesNo

Value:	Mnemonic:	Description:
1	Yes	Yes
2	No	No

- Don't Know
- Refuse
- Empty

- On Input
- On Output

Array:

Skip Instructions: Goto ELSEDEAL

Instrument SAS Name: TRANDEAL

Destination Data Set: ETRB

Sponsor Field Type: C

Report Section: 17BC

Field

ELSEDEAL

BLKSECT17_BC_STRUCT.BLKSECT17_BC_1.ELSEDEAL

Description: Did the package deal include anything else?

Form Pane Label: Anything else?

SAS Name: ELSEDEAL

Tag Name: ELSEDEAL

Inherited Universe:

Universe: PKGTRIP = Yes {1}

Universe Description: Yes, some or all of the costs were covered by a package deal

Question Text: Did the package deal include . . .

. . . **Anything else?**

Type: Enumerated

Length: 1

Answer List: TYesNo

Value:	Mnemonic:	Description:
1	Yes	Yes
2	No	No

- Don't Know
- Refuse
- Empty

- On Input
- On Output

Array:

Skip Instructions: 1: Goto TRBELSE

2,DK,RF: Goto PKGTRIPX

Instrument SAS Name: ELSEDEAL

Destination Data Set: ETRB

Sponsor Field Type: C

Report Section: 17BC

Field

TRBELSE

BLKSECT17_BC_STRUCT.BLKSECT17_BC_1.TRBELSE

Description: Specify what else the package deal included

Form Pane Label: Specify

SAS Name: TRBELSE

Tag Name: TRBELSE

Inherited Universe:

Universe: ELSEDEAL = Yes {1}

Universe Description: Yes, Something other than Food, Lodging and Transportation was included in the Package deal

Question Text: * Specify:

Type: String

Length: 30

- Don't Know
- Refuse
- Empty

- On Input
- On Output

Array:

Skip Instructions: Goto PKGTRIPX

Instrument SAS Name: TRBELSE

Destination Data Set: ETRB

Sponsor Field Type: C

Report Section: 17BC

PKGTRIPX

Field

BLKSECT17_BC_STRUCT.BLKSECT17_BC_1.PKGTRIPX

Description: How much did you pay for the package deal?

Form Pane Label: Package deal \$

SAS Name: PKGTRIPX

Tag Name: PKGTRIPX

Inherited Universe:

Universe: PKGTRIP = Yes {1}

Universe Description: Yes, some or all of the costs were covered by a package deal

Help Screen: H_PKGTRIPX

Question Text:

Fills: YOU_YRCU

Instructions: IF NUMHOUSE = 1 then fill "you"
ELSE fill "your household"

Type: Integer

Length: 7

Min: 1

Max: 999999

Don't Know

Refuse

Empty

On Input

On Output

Store Instructions: IF PKGTRIPX is in range or NONRESPONSE Tthen set PKGT_IPX = EMPTY

Array:

Special Instructions: Display a \$ and comma in the entry field

Skip Instructions: 1-999999: IF PKGTRIPX < 5 or PKGTRIPX > 7999 then goto ERR1_PKGTRIPX
ELSE goto TRPTRNS

DK,RF: Goto TRPTRNS

Instrument SAS Name: PKGTRIPX

Destination Data Set: ETRB

Sponsor Field Type: N

Report Section: 17BC

ERR1_PKGTRIPX

Check

BLKSECT17_BC_STRUCT.BLKSECT17_BC_1.ERR1_PKGTRIPX

Description: out of Range Check

Inherited Universe:

Universe: (PKGTRIPX < 5 or PKGTRIPX > 7999) AND PKGTRIPX = RESPONSE

Universe Description: Package deal cost is out of range

Text: * THE VALUE ENTERED IS UNUSUALLY HIGH OR LOW

PLEASE VERIFY AND IF CORRECT, ENTER ITEM LEVEL NOTE

Check Instructions: IF suppressed then set PKGT_IPX = 'A1'

Type: Soft

Skip Instructions: Suppress: Goto TRPTRNS

All others, go back to PKGTRIPX

Field

TRPTRNS

BLKSECT17_BC_STRUCT.BLKSECT17_BC_1.TRPTRNS

Description: Type of transport

Form Pane Label: Type of transport

SAS Name:

Tag Name: TRPTRNS

Inherited Universe:

Universe: NUMNIGHT <> 888

Universe Description: Not a deleted trip

Help Screen: H_TRPTRNS

Question Text:  39 ? [F1]

**Starting at the beginning of this trip, please tell me all the kinds of transportation
^YOU_ANYMEM used from the time you (they) left home to the time you (they) got back home.**

✦ [Enter all that apply, separate with commas](#)

Fills: YOU_ANYMEM

Instructions: IF NUMHOUSE = 1 then fill "you"

ELSE fill "you or any members of your household"

Type: Set

Max Number of Values: 14

Length: 2

Answer List: TTransportation

Value:	Mnemonic:	Description:
1	Local	Local (taxi, etc.)
2	Airplane	Airplane
3	Train	Train
4	Bus	Bus
5	Ship	Ship
6	CarTruckVanSUV	Automobile, truck, minivan, van, or SUV (Rented)
7	Motorcycle	Motorcycles (Rented)
8	PrivateAircraft	Private aircraft (Rented)

9	BoatOrTrailer	Trailers and boats, including kayaks or jet-skis (Rented)
10	CamperRV	Campers, motor homes, or RVs (Rented)
11	OtherVehicles	Other vehicles (Rented)
12	CUOwnedCar	Automobiles or other vehicles privately owned or leased by household
13	OtherNonCUVehicle	Vehicle owned by someone else (Private)
14	OtherTransport	Other transport (Private)

- Don't Know
- Refuse
- Empty

- On Input
- On Output

Store Instructions: IF Local {1} IN TRPTRNS then set CMLOCALY = '01'
ELSEIF Airplane {2} IN TRPTRNS then set CMPLANEY = '02'
ELSEIF Train {3} IN TRPTRNS then set CMTRAINY = '03'
ELSEIF Bus {4} IN TRPTRNS then set CMBUSY = '04'
ELSEIF Ship {5} IN TRPTRNS then set CMSHIPY = '05'
ELSEIF CarTruckVanSUV {6} IN TRPTRNS then set RTCARY = '06'
ELSEIF Motorcycle {7} IN TRPTRNS then set RTMOPEDY = '08'
ELSEIF PrivateAircraft {8} IN TRPTRNS then set RTPLANEY = '09'
ELSEIF BoatOrTrailer {9} IN TRPTRNS then set RTBOATY = '10'
ELSEIF CamperRV {10} IN TRPTRNS then set RTCAMPY = '11'
ELSEIF OtherVehicles {11} IN TRPTRNS then set RTOTHERY = '12'
ELSEIF CUOwnedCar {12} IN TRPTRNS then set PVCARY = '13'
ELSEIF OtherNonCUVehicle {13} IN TRPTRNS then set PVELSEY = '16'
ELSEIF OtherTansport {14} IN TRPTRNS then set PVTRANSY = '17'

Array:

Skip Instructions: 1-14: IF 1 is selected then goto CMLOCALX
ELSEIF 2 is selected then goto CMPLANEX
ELSEIF 3 is selected then goto CMTRAINX
ELSEIF 4 is selected then goto CMBUSX
ELSEIF 5 is selected then goto CMSHIPX
ELSEIF 6 is selected then goto RTCARX
ELSEIF 7 is selected then goto RTMOPEDX
ELSEIF 8 is selected then goto RTPLANEX
ELSEIF 9 is selected then goto RTBOATX
ELSEIF 10 is selected then goto RTCAMPX
ELSEIF 11 is selected then goto RTOTHERX
ELSEIF 12-14 is selected then goto ANYGAS

DK,RF: Goto LODGING

Instrument SAS Name: TRPTRNS

Destination Data Set: ETRB

Report Section: 17BC

CMLOCALX

Field

BLKSECT17_BC_STRUCT.BLKSECT17_BC_1.CMLOCALX

Description: How much spent for local transportation (other than things covered by package deal)

Form Pane Label: Local transport \$

SAS Name: CMLOCALX

Tag Name: CMLOCALX

Inherited Universe:

Universe: Local {1} IN TRPTRNS

Universe Description: Local Transportation was used on the trip

Help Screen: H_PKGTRIPX

Question Text: ? [F1]

**How much did ^YOU_ANYMEM spend for local transportation (taxi, etc.)
^FillOtherThanPackage?**

Fills: YOU_ANYMEM

Instructions: IF NUMHOUSE = 1 then fill "you"
ELSE fill "you or any members of your household"

Fills: FillOtherThanPackage

Instructions: If TRANDEAL = Yes {1} then fill "other than what the package deal covered".

Type: Integer

Length: 7

Min: 0

Max: 999999

- Don't Know
- Refuse
- Empty

- On Input
- On Output

Store Instructions: IF CMLOCALX is in range or NONRESPONSE then set CMLO_ALX = EMPTY

Array:

Special Instructions: Display a \$ and comma in the entry field

Skip Instructions: IF CMLOCALX > 640 then goto ERR1_CMLOCALX
ELSEIF 2 is selected in TRPTRNS then goto CMPLANEX
ELSEIF 3 is selected in TRPTRNS then goto CMTRAINX
ELSEIF 4 is selected in TRPTRNS then goto CMBUSX
ELSEIF 5 is selected in TRPTRNS then goto CMSHIPX
ELSEIF 6 is selected in TRPTRNS then goto RTCARX
ELSEIF 7 is selected in TRPTRNS then goto RTMOPEDX
ELSEIF 8 is selected in TRPTRNS then goto RTPLANEX
ELSEIF 9 is selected in TRPTRNS then goto RTBOATX
ELSEIF 10 is selected in TRPTRNS then goto RTCAMPX
ELSEIF 11 is selected in TRPTRNS then goto RTOTHERX
ELSEIF 12-14 are selected in TRPTRNS then goto ANYGAS
ELSE goto LODGING

Instrument SAS Name: CMLOCALX

Destination Data Set: ETRB

Sponsor Field Type: N

Report Section: 17BC

ERR1_CMLOCALX

Check

BLKSECT17_BC_STRUCT.BLKSECT17_BC_1.ERR1_CMLOCALX

Description: Out of Range Check

Inherited Universe:

Universe: CMLOCALX > 640 AND CMLOCALX = RESPONSE

Universe Description: Cost for local transportation used on the trip is out of range

Text: * THE VALUE ENTERED IS UNUSUALLY HIGH OR LOW

PLEASE VERIFY AND IF CORRECT, ENTER ITEM LEVEL NOTE

Check Instructions: IF suppressed then set CMLO_ALX = 'A1'

Type: Soft

Skip Instructions: Suppress: IF 2 is selected in TRPTRNS then goto CMPLANEX
ELSEIF 3 is selected in TRPTRNS then goto CMTRAINX
ELSEIF 4 is selected in TRPTRNS then goto CMBUSX
ELSEIF 5 is selected in TRPTRNS then goto CMSHIPX
ELSEIF 6 is selected in TRPTRNS then goto RTCARX
ELSEIF 7 is selected in TRPTRNS then goto RTMOPEDX
ELSEIF 8 is selected in TRPTRNS then goto RTPLANEX
ELSEIF 9 is selected in TRPTRNS then goto RTBOATX
ELSEIF 10 is selected in TRPTRNS then goto RTCAMPX
ELSEIF 11 is selected in TRPTRNS then goto RTOTHERX
ELSEIF 12-14 are selected in TRPTRNS then
 goto ANYGAS
ELSE goto LODGING

All others, go back to CMLOCALX

Field

CMPLANEX

BLKSECT17_BC_STRUCT.BLKSECT17_BC_1.CMPLANEX

Description: How much did you spend for airplane fare

Form Pane Label: Airplane \$

SAS Name: CMPLANEX

Tag Name: CMPLANEX

Inherited Universe:

Universe: Airplane {2} IN TRPTRNS

Universe Description: Airplane was used on this trip

Help Screen: H_PKGTRIPX

Question Text: ? [F1]

How much did ^YOU_ANYMEM spend for airfare ^FillOtherThanPackage?

Fills: YOU_ANYMEM

Instructions: IF NUMHOUSE = 1 then fill "you"

ELSE fill "you or any members of your household"

Fills: FillOtherThanPackage

Instructions: If TRANDEAL = Yes {1} then fill "other than what the package deal covered".

Type: Integer

Length: 7

Min: 0

Max: 999999

Don't Know

Refuse

Empty

On Input

On Output

Store Instructions: IF CMPLANEX is in range or NONRESPONSE then set CMPL_NEX = EMPTY

Array:

Special Instructions: Display a \$ and comma in the entry field

Skip Instructions: IF CMPLANEX < 5 or CMPLANEX > 2999 then goto ERR1_COMPLANEX
ELSEIF 3 is selected in TRPTRNS then goto CMTRAINX
ELSEIF 4 is selected in TRPTRNS then goto CMBUSX
ELSEIF 5 is selected in TRPTRNS then goto CMSHIPX
ELSEIF 6 is selected in TRPTRNS then goto RTCARX
ELSEIF 7 is selected in TRPTRNS then goto RTMOPEDX
ELSEIF 8 is selected in TRPTRNS then goto RTPLANEX
ELSEIF 9 is selected in TRPTRNS then goto RTBOATX
ELSEIF 10 is selected in TRPTRNS then goto RTCAMPX
ELSEIF 11 is selected in TRPTRNS then goto RTOTHERX
ELSEIF 12-14 are selected in TRPTRNS then goto ANYGAS
ELSE goto LODGING

Instrument SAS Name: CMPLANEX

Destination Data Set: ETRB

Sponsor Field Type: N

Report Section: 17BC

Check

ERR1_CMPLANEX

BLKSECT17_BC_STRUCT.BLKSECT17_BC_1.ERR1_CMPLANEX

Description: Out of Range Check

Inherited Universe:

Universe: (CMPLANEX < 5 or CMPLANEX > 2999) AND CMPLANEX = RESPONSE

Universe Description: Airfare for this trip is out of range

Text: * THE VALUE ENTERED IS UNUSUALLY HIGH OR LOW

PLEASE VERIFY AND IF CORRECT, ENTER ITEM LEVEL NOTE

Check Instructions: IF suppressed then set CMPL_NEX = 'A1'

Type: Soft

Skip Instructions: Suppress: IF 3 is selected in TRPTRNS then goto CMTRAINX
ELSEIF 4 is selected in TRPTRNS then goto CMBUSX
ELSEIF 5 is selected in TRPTRNS then goto CMSHIPX
ELSEIF 6 is selected in TRPTRNS then goto RTCARX
ELSEIF 7 is selected in TRPTRNS then goto RTMOPEDX
ELSEIF 8 is selected in TRPTRNS then goto RTPLANEX
ELSEIF 9 is selected in TRPTRNS then goto RTBOATX
ELSEIF 10 is selected in TRPTRNS then goto RTCAMPX
ELSEIF 11 is selected in TRPTRNS then goto RTOTHERX
ELSEIF 12-14 are selected in TRPTRNS then goto ANYGAS
ELSE goto LODGING

All others, go back to CMPLANEX

CMTRAINX

Field

BLKSECT17_BC_STRUCT.BLKSECT17_BC_1.CMTRAINX

Description: How much did you spend for train fare

Form Pane Label: Train \$

SAS Name: CMTRAINX

Tag Name: CMTRAINX

Inherited Universe:

Universe: Train {3} IN TRPTRNS

Universe Description: Train was used on this trip

Help Screen: H_PKGTRIPX

Question Text: ? [F1]

How much did ^YOU_ANYMEM spend for train fare ^FillOtherThanPackage?

Fills: YOU_ANYMEM

Instructions: IF NUMHOUSE = 1 then fill "you"

ELSE fill "you or any members of your household"

Fills: FillOtherThanPackage

Instructions: If TRANDEAL = Yes {1} then fill "other than what the package deal covered".

Type: Integer

Length: 7

Min: 0

Max: 999999

Don't Know

Refuse

Empty

On Input

On Output

Store Instructions: IF CMTRAINX is in range or NONRESPONSE then set CMTR_INX = EMPTY

Array:

Special Instructions: Display a \$ and comma in the entry field

Skip Instructions: IF CMTRAINX < 1 or CMTRAINX > 800 then goto ERR1_CMTRAINX
ELSEIF 4 is selected in TRPTRNS then goto CMBUSX
ELSEIF 5 is selected in TRPTRNS then goto CMSHIPX
ELSEIF 6 is selected in TRPTRNS then goto RTCARX
ELSEIF 7 is selected in TRPTRNS then goto RTMOPEDX
ELSEIF 8 is selected in TRPTRNS then goto RTPLANEX
ELSEIF 9 is selected in TRPTRNS then goto RTBOATX
ELSEIF 10 is selected in TRPTRNS then goto RTCAMPX
ELSEIF 11 is selected in TRPTRNS then goto RTOTHERX
ELSEIF 12-14 are selected in TRPTRNS then goto ANYGAS
ELSE goto LODGING

Instrument SAS Name: CMTRAINX

Destination Data Set: ETRB

Sponsor Field Type: N

Report Section: 17BC

ERR1_CMTRAINX

Check

BLKSECT17_BC_STRUCT.BLKSECT17_BC_1.ERR1_CMTRAINX

Description: Out of Range Check

Inherited Universe:

Universe: (CMTRAINX < 1 OR CMTRAINX > 800) AND CMTRAINX = RESPONSE

Universe Description: Train fare for this trip is out of range

Text: * THE VALUE ENTERED IS UNUSUALLY HIGH OR LOW

PLEASE VERIFY AND IF CORRECT, ENTER ITEM LEVEL NOTE

Check Instructions: IF suppressed then set CMTR_INX = 'A1'

Type: Soft

Skip Instructions: Suppress: IF 4 is selected in TRPTRNS then goto CMBUSX
ELSEIF 5 is selected in TRPTRNS then goto CMSHIPX
ELSEIF 6 is selected in TRPTRNS then goto RTCARX
ELSEIF 7 is selected in TRPTRNS then goto RTMOPEDX
ELSEIF 8 is selected in TRPTRNS then goto RTPLANEX
ELSEIF 9 is selected in TRPTRNS then goto RTBOATX
ELSEIF 10 is selected in TRPTRNS then goto RTCAMPX
ELSEIF 11 is selected in TRPTRNS then goto RTOTHERX
ELSEIF 12-14 are selected in TRPTRNS then goto ANYGAS
ELSE goto LODGING

All others, go back to CMTRAINX

Field

CMBUSX

BLKSECT17_BC_STRUCT.BLKSECT17_BC_1.CMBUSX

Description: How much did you spend for bus fare

Form Pane Label: Bus \$

SAS Name: CMBUSX

Tag Name: CMBUSX

Inherited Universe:

Universe: Bus {4} IN TRPTRNS

Universe Description: Bus was used on this trip

Help Screen: H_PKGTRIPX

Question Text: ? [F1]

How much did ^YOU_ANYMEM spend for bus fare ^FillOtherThanPackage?

Fills: YOU_ANYMEM

Instructions: IF NUMHOUSE = 1 then fill "you"

ELSE fill "you or any members of your household"

Fills: FillOtherThanPackage

Instructions: If TRANDEAL = Yes {1} then fill "other than what the package deal covered".

Type: Integer

Length: 7

Min: 0

Max: 999999

Don't Know

Refuse

Empty

On Input

On Output

Store Instructions: IF CMBUSX is in range or NONRESPONSE then set CMBUSX_ = EMPTY

Array:

Special Instructions: Display a \$ and comma in the entry field

Skip Instructions: IF CMBUSX > 315 then goto ERR1_CMBUSX
ELSEIF 5 is selected in TRPTRNS then goto CMSHIPX
ELSEIF 6 is selected in TRPTRNS then goto RTCARX
ELSEIF 7 is selected in TRPTRNS then goto RTMOPEDX
ELSEIF 8 is selected in TRPTRNS then goto RTPLANEX
ELSEIF 9 is selected in TRPTRNS then goto RTBOATX
ELSEIF 10 is selected in TRPTRNS then goto RTCAMPX
ELSEIF 11 is selected in TRPTRNS then goto RTOTHERX
ELSEIF 12-14 are selected in TRPTRNS then goto ANYGAS
ELSE goto LODGING

Instrument SAS Name: CMBUSX

Destination Data Set: ETRB

Sponsor Field Type: N

Report Section: 17BC

Check

ERR1_CMBUSX

BLKSECT17_BC_STRUCT.BLKSECT17_BC_1.ERR1_CMBUSX

Description: Out of Range Check

Inherited Universe:

Universe: CMBUSX > 315 AND CMBUSX = RESPONSE

Universe Description: Bus fare for this trip is out of range

Text: * THE VALUE ENTERED IS UNUSUALLY HIGH OR LOW

PLEASE VERIFY AND IF CORRECT, ENTER ITEM LEVEL NOTE

Check Instructions: IF suppressed then set CMBUSX_ = 'A1'

Type: Soft

Skip Instructions: Suppress: IF 5 is selected in TRPTRNS then goto CMSHIPX
ELSEIF 6 is selected in TRPTRNS then goto RTCARX
ELSEIF 7 is selected in TRPTRNS then goto RTMOPEDX
ELSEIF 8 is selected in TRPTRNS then goto RTPLANEX
ELSEIF 9 is selected in TRPTRNS then goto RTBOATX
ELSEIF 10 is selected in TRPTRNS then goto RTCAMPX
ELSEIF 11 is selected in TRPTRNS then goto RTOTHERX
ELSEIF 12-14 are selected in TRPTRNS then goto ANYGAS
ELSE goto LODGING

All others, go back to CMBUSX

CMSHIPX

Field

BLKSECT17_BC_STRUCT.BLKSECT17_BC_1.CMSHIPX

Description: How much did you spend for ship fare

Form Pane Label: Ship \$

SAS Name: CMSHIPX

Tag Name: CMSHIPX

Inherited Universe:

Universe: Ship {5} IN TRPTRNS

Universe Description: Boat/Ship was used on this trip

Help Screen: H_PKGTRIPX

Question Text: ? [F1]

How much did ^YOU_ANYMEM spend for ship fare ^FillOtherThanPackage?

Fills: YOU_ANYMEM

Instructions: IF NUMHOUSE = 1 then fill "you"

ELSE fill "you or any members of your household"

Fills: FillOtherThanPackage

Instructions: If TRANDEAL = Yes {1} then fill "other than what the package deal covered".

Type: Integer

Length: 7

Min: 0

Max: 999999

Don't Know

Refuse

Empty

On Input

On Output

Store Instructions: IF CMSHIPX is in range or NONRESPONSE then set CMSHIPX_ = EMPTY

Array:

Special Instructions: Display a \$ and comma in the entry field

Skip Instructions: IF CMSHIPX < 1 or CMSHIPX > 6499 then goto ERR1_CMSHIPX
ELSEIF (RT10.POPGRP = 01, 02 or 18) AND (DESTCODE <> X or
(DESTCODE = X and FOREIGN = 5)) then goto SHPSTORE
ELSEIF 6 is selected in TRPTRNS then goto RTCARX
ELSEIF 7 is selected in TRPTRNS then goto RTMOPEDX
ELSEIF 8 is selected in TRPTRNS then goto RTPLANEX
ELSEIF 9 is selected in TRPTRNS then goto RTBOATX
ELSEIF 10 is selected in TRPTRNS then goto RTCAMPX
ELSEIF 11 is selected in TRPTRNS then goto RTOTHERX
ELSEIF 12-14 are selected in TRPTRNS then goto ANYGAS
ELSE goto LODGING

Instrument SAS Name: CMSHIPX

Destination Data Set: ETRB

Sponsor Field Type: N

Report Section: 17BC

ERR1_CMSHIPX

Check

BLKSECT17_BC_STRUCT.BLKSECT17_BC_1.ERR1_CMSHIPX

Description: Out of Range Check

Inherited Universe:

Universe: (CMSHIPX < 1 OR CMSHIP > 6499) AND CMSHIPX = RESPONSE

Universe Description: Ship fare for this trip is out of range

Text: * THE VALUE ENTERED IS UNUSUALLY HIGH OR LOW

PLEASE VERIFY AND IF CORRECT, ENTER ITEM LEVEL NOTE

Check Instructions: IF suppressed then set CMSHIPX_ = 'A1'

Type: Soft

Skip Instructions: Suppress: IF (RT10.POPGRP = 01, 02 or 18) AND (DESTCODE <> X or (DESTCODE = X and FOREIGN = 5)) then goto SHPSTORE
ELSEIF 6 is selected in TRPTRNS then goto RTCARX
ELSEIF 7 is selected in TRPTRNS then goto RTMOPEDX
ELSEIF 8 is selected in TRPTRNS then goto RTPLANEX
ELSEIF 9 is selected in TRPTRNS then goto RTBOATX
ELSEIF 10 is selected in TRPTRNS then goto RTCAMPX
ELSEIF 11 is selected in TRPTRNS then goto RTOTHERX
ELSEIF 12-14 are selected in TRPTRNS then goto ANYGAS
ELSE goto LODGING

All others, go back to CMSHIPX

Field

SHPSTORE

BLKSECT17_BC_STRUCT.BLKSECT17_BC_1.SHPSTORE

Description: Cruise line name

Form Pane Label: Company

SAS Name: SHPSTORE

Tag Name: SHPSTORE

Inherited Universe:

Universe: Ship {5} IN TRPTRNS AND (VAL(Rt10.POPGRP) = 1 or
VAL(Rt10.POPGRP) = 2 or VAL(Rt10.POPGRP) = 18)
AND (DESTCODE <> 'X' or (DESTCODE = 'X' and FOREIGN = 5))

Universe Description: Ask for all non-foreign trips and for Caribbean trips in POP Groups 1 and 2

Question Text: What is the name of the cruise line or ship travel company?

• [Enter store, website, or company name](#)

Type: String

Length: 45

Don't Know
 Refuse
 Empty

On Input
 On Output

Array:

Skip Instructions: ENTRY: Goto SHPRSRV

DK, RF: IF 6 is selected in TRPTRNS then goto RTCARX
ELSEIF 7 is selected in TRPTRNS then goto RTMOPEDX
ELSEIF 8 is selected in TRPTRNS then goto RTPLANEX
ELSEIF 9 is selected in TRPTRNS then goto RTBOATX
ELSEIF 10 is selected in TRPTRNS then goto RTCAMPX
ELSEIF 11 is selected in TRPTRNS then goto RTOTHERX
ELSEIF 12-14 are selected in TRPTRNS then goto ANYGAS
ELSE goto LODGING

Instrument SAS Name: SHPSTORE

Destination Data Set: ETRB

Sponsor Field Type: C

Report Section: 17BC

Date Implemented (YYYY-MM-DD): July 2018

Field

SHPRSRV

BLKSECT17_BC_STRUCT.BLKSECT17_BC_1.SHPRSRV

Description: Reserved with company or third party

Form Pane Label: Direct

SAS Name: SHPRSrv

Tag Name: SHPRSrv

Inherited Universe:

Universe: SHPSTORE = RESPONSE

Universe Description:

Question Text: Was the reservation made directly with ^SHPSTORE_Fill or through a third party?

Fills: SHPSTORE_Fill

Instructions: Fill the entry in SHPSTORE

Type: Enumerated

Length: 1

Answer List: TDirectThird

Value:	Mnemonic:	Description:
1	Direct	Direct
2	Third	Third Party

Don't Know

Refuse

Empty

On Input

On Output

Array:

Special Instructions: IF SHPRSrv = Direct {1} or SHPRSrv = NONRESPONSE) and UPPERCase(SHPSTORE) contains '.COM' then set SHPPURCH = 1 and "keep" and "Show"

Skip Instructions: 1,DK,RF: IF uppercase entry in SHPSTORE contains '.COM' then IF 6 is selected in TRPTRNS then goto RTCARX

ELSEIF 7 is selected in TRPTRNS then goto RTMOPEDX
ELSEIF 8 is selected in TRPTRNS then goto RTPLANEX
ELSEIF 9 is selected in TRPTRNS then goto RTBOATX
ELSEIF 10 is selected in TRPTRNS then goto RTCAMPX
ELSEIF 11 is selected in TRPTRNS then goto RTOTHERX
ELSEIF 12-14 are selected in TRPTRNS then goto ANYGAS
ELSE goto LODGING
ELSE goto SHPPURCH

2: Goto SHPRCOMP

Instrument SAS Name: SHPRSRV

Destination Data Set: ETRB

Sponsor Field Type: C

Report Section: 17BC

Date Implemented (YYYY-MM-DD): July 2018

Field

SHPRCOMP

BLKSECT17_BC_STRUCT.BLKSECT17_BC_1.SHPRCOMP

Description: Company name

Form Pane Label: Resv Company

SAS Name: SHPRCOMP

Tag Name: SHPRCOMP

Inherited Universe:

Universe: SHPRSRV = Third {2}

Universe Description:

Question Text: What is the name of the company you used to make the reservation?

✦ Enter store, website, or company name

Type: String

Length: 45

Don't Know

Refuse

Empty

On Input

On Output

Array:

Special Instructions: IF uppercase entry contains '.COM' then set SHPPURCH = 1 and "keep" and "show"

Skip Instructions: IF uppercase entry contains '.COM' then

IF 6 is selected in TRPTRNS then goto RTCARX

ELSEIF 7 is selected in TRPTRNS then goto RTMOPEDX

ELSEIF 8 is selected in TRPTRNS then goto RTPLANEX

ELSEIF 9 is selected in TRPTRNS then goto RTBOATX

ELSEIF 10 is selected in TRPTRNS then goto RTCAMPX

ELSEIF 11 is selected in TRPTRNS then goto RTOTHERX

ELSEIF 12-14 are selected in TRPTRNS then goto ANYGAS

ELSE goto LODGING

ELSE goto SHPPURCH

Instrument SAS Name: SHPRCOMP

Destination Data Set: ETRB

Sponsor Field Type: C

Report Section: 17BC

Date Implemented (YYYY-MM-DD): July 2018

Field

SHPPURCH

BLKSECT17_BC_STRUCT.BLKSECT17_BC_1.SHPPURCH

Description: Reservation Online or in person

Form Pane Label: Online

SAS Name: SHPPURCH

Tag Name: SHPPURCH

Inherited Universe:

Universe: ((SHPRSRV = Direct {1} or SHPRSRV = NONRESPONSE) AND SHPSTORE = RESPONSE AND UPPERCASE(SHPSTORE) does not contain '.COM')
OR (SHPRCOMP = RESPONSE and UPPERCASE(SHPRCOMP) does not contain '.COM')

Universe Description:

Question Text: Was this reservation made -

Type: Enumerated

Length: 1

Answer List: TOnline

Value:	Mnemonic:	Description:
1	Online	Online?
2	InPerson	In person?
3	MailTel	By mail or telephone order?
4	Other	Other

Don't Know

Refuse

Empty

On Input

On Output

Array:

Special Instructions: Answer list descriptions for options 1-3 should be bold black

Skip Instructions: 1,3,4,DK,RF: IF 6 is selected in TRPTRNS then goto RTCARX
ELSEIF 7 is selected in TRPTRNS then goto RTMOPEDX
ELSEIF 8 is selected in TRPTRNS then goto RTPLANEX

ELSEIF 9 is selected in TRPTRNS then goto RTBOATX
ELSEIF 10 is selected in TRPTRNS then goto RTCAMPX
ELSEIF 11 is selected in TRPTRNS then goto RTOTHERX
ELSEIF 12-14 are selected in TRPTRNS then
 goto ANYGAS
ELSE goto LODGING

2: Goto SHPRLOC

Instrument SAS Name: SHPPURCH

Destination Data Set: ETRB

Sponsor Field Type: C

Report Section: 17BC

Date Implemented (YYYY-MM-DD): July 2018

Field

SHPRLOC
BLKSECT17_BC_STRUCT.BLKSECT17_BC_1.SHPRLOC

Description: Company location - City

Form Pane Label: Location - City

SAS Name: SHPRLOC

Tag Name: SHPRLOC

Inherited Universe:

Universe: SHPPURCH = InPerson {2}

Universe Description:

Question Text: In what city is ^SHPRCOMP_Fill located?

Fills: SHPRCOMP_Fill

Instructions: If SHPRSRV = 2 then fill entry in SHPRCOMP
ELSE fill entry in SHPSTORE

Type: String

Length: 45

Don't Know
 Refuse
 Empty

On Input
 On Output

Array:

Skip Instructions: Goto SPRLOCST

Instrument SAS Name: SHPRLOC

Destination Data Set: ETRB

Sponsor Field Type: C

Report Section: 17BC

Date Implemented (YYYY-MM-DD): July 2018

SPRLOCST

Field

BLKSECT17_BC_STRUCT.BLKSECT17_BC_1.SPRLOCST

Description: Company location - State

Form Pane Label: State

SAS Name: SPRLOCST

Tag Name: SPRLOCST

Inherited Universe:

Universe: SHPPURCH = InPerson {2}

Universe Description:

Help Screen: H_DESTCODE

Question Text: ? [F1]

In what state is ^SHPRCOMP_Fill located?

✦ [Enter the two character state abbreviation](#)

Fills: SHPRCOMP_Fill

Instructions: If SHPRSRV = 2 then fill entry in SHPRCOMP
ELSE fill entry in SHPSTORE

Type: String

Length: 2

Don't Know
 Refuse
 Empty

On Input
 On Output

Array:

Special Instructions: Use answer type TState - STRING[2], display width 4

Skip Instructions: IF entry is not a valid state abbreviation and entry <> xx then
goto CK_SPRLOCST
ELSEIF 6 is selected in TRPTRNS then goto RTCARX
ELSEIF 7 is selected in TRPTRNS then goto RTMOPEDX
ELSEIF 8 is selected in TRPTRNS then goto RTPLANEX
ELSEIF 9 is selected in TRPTRNS then goto RTBOATX

ELSEIF 10 is selected in TRPTRNS then goto RTCAMPX
ELSEIF 11 is selected in TRPTRNS then goto RTOTHERX
ELSEIF 12-14 are selected in TRPTRNS then goto ANYGAS
ELSE goto LODGING

Instrument SAS Name: SPRLOCST

Destination Data Set: ETRB

Sponsor Field Type: C

Report Section: 17BC

Date Implemented (YYYY-MM-DD): July 2018

CK_SPRLOCST

Check

BLKSECT17_BC_STRUCT.BLKSECT17_BC_1.CK_SPRLOCST

Description: Not a valid state abbreviation

Inherited Universe:

Universe: (SPRLOCST is not a valid state abbreviation) AND SPRLOCST <> 'XX' AND SPRLOCST = RESPONSE

Universe Description: State abbreviation entered is not valid

Text: * [Not a valid state abbreviation](#)

Check Instructions:

Type: Hard

Skip Instructions: Go back to SPRLOCST

Field

RTCARX

BLKSECT17_BC_STRUCT.BLKSECT17_BC_1.RTCARX

Description: How much spent for rented car, truck, minivan, van, or SUV transportation

Form Pane Label: Car rental \$

SAS Name: RTCARX

Tag Name: RTCARX

Inherited Universe:

Universe: CarTruckVanSUV {6} IN TRPTRNS

Universe Description: Rental car, truck or van was used on this trip

Help Screen: H_PKGTRIPX

Question Text: ? [F1]

How much did ^YOU_ANYMEM spend for rented automobiles, trucks, minivans, vans, or SUVs, not including gas ^YOU_ANYMEM bought ^FillOtherThanPackage?

^RTCARX_Fill

Fills: YOU_ANYMEM

Instructions: IF NUMHOUSE = 1 then fill "you"
ELSE fill "you or any members of your household"

Fills: FillOtherThanPackage

Instructions: If TRANDEAL = Yes {1} then fill "other than what the package deal covered".

Fills: RTCARX_Fill

Instructions: IF any BSECT09.BSECT09L1.BTABLEA.BROW.RENTCODE = 105 then fill
" * Do not include any rental costs already collected in Section 9"

Type: Integer

Length: 7

Min: 0

Max: 999999

- Don't Know
- Refuse
- Empty

- On Input
- On Output

Store Instructions: IF RTCARX is in range or NONRESPONSE then set RTCARX_ = EMPTY

Array:

Special Instructions: Display a \$ and comma in the entry field

Skip Instructions: IF RTCARX < 1 or RTCARX > 1400 then goto ERR1_RTCARX
ELSEIF (RT10.POPGRP = 05, 06 or 19) then goto RTCSTORE
ELSEIF 7 is selected in TRPTRNS then goto RTMOPEDX
ELSEIF 8 is selected in TRPTRNS then goto RTPLANEX
ELSEIF 9 is selected in TRPTRNS then goto RTBOATX
ELSEIF 10 is selected in TRPTRNS then goto RTCAMPX
ELSEIF 11 is selected in TRPTRNS then goto RTOTHERX
ELSE goto ANYGAS

Instrument SAS Name: RTCARX

Destination Data Set: ETRB

Sponsor Field Type: N

Report Section: 17BC

Check

ERR1_RTCARX

BLKSECT17_BC_STRUCT.BLKSECT17_BC_1.ERR1_RTCARX

Description: Out of Range Check

Inherited Universe:

Universe: (RTCARX < 1 OR RTCARX > 1400) AND RTCARX = RESPONSE

Universe Description: Rental Car/truck costs is out of range

Text: * THE VALUE ENTERED IS UNUSUALLY HIGH OR LOW

PLEASE VERIFY AND IF CORRECT, ENTER ITEM LEVEL NOTE

Check Instructions: IF suppressed then set RTCARX_ = 'A1'

Type: Soft

Skip Instructions: Suppress: IF (RT10.POPGRP = 05, 06 or 19) then goto RTCSTORE
ELSEIF 7 is selected in TRPTRNS then goto RTMOPEDX
ELSEIF 8 is selected in TRPTRNS then goto RTPLANEX
ELSEIF 9 is selected in TRPTRNS then goto RTBOATX
ELSEIF 10 is selected in TRPTRNS then goto RTCAMPX
ELSEIF 11 is selected in TRPTRNS then goto RTOTHERX
ELSE goto ANYGAS

All others, go back to RTCARX

RTCSTORE

Field

BLKSECT17_BC_STRUCT.BLKSECT17_BC_1.RTCSTORE

Description: Car company name

Form Pane Label: Company

SAS Name: RTCSTORE

Tag Name: RTCSTORE

Inherited Universe:

Universe: CarTruckVanSUV {6} IN TRPTRNS AND (VAL(Rt10.POPGRP) = 5 or VAL(Rt10.POPGRP) = 6 or VAL(Rt10.POPGRP) = 19)

Universe Description:

Question Text: What is the name of the rental car company used?

• Enter store, website, or company name

Type: String

Length: 45

- Don't Know
- Refuse
- Empty

- On Input
- On Output

Array:

Skip Instructions: ENTRY: Goto RTCPKUP

DK, RF: IF 7 is selected in TRPTRNS then goto RTMOPEX
ELSEIF 8 is selected in TRPTRNS then goto RTPLANEX
ELSEIF 9 is selected in TRPTRNS then goto RTBOATX
ELSEIF 10 is selected in TRPTRNS then goto RTCAMPX
ELSEIF 11 is selected in TRPTRNS then goto RTOTHERX
ELSE goto ANYGAS

Instrument SAS Name: RTCSTORE

Destination Data Set: ETRB

Sponsor Field Type: C

Report Section: 17BC

Date Implemented (YYYY-MM-DD): July 2018

RTCPKUP

Field

BLKSECT17_BC_STRUCT.BLKSECT17_BC_1.RTCPKUP

Description: Vehicle pickup location - City

Form Pane Label: Pk Up Location - City

SAS Name: RTCPKUP

Tag Name: RTCPKUP

Inherited Universe:

Universe: RTCSTORE = RESPONSE

Universe Description:

Question Text: In what city was the vehicle picked up?

Type: String

Length: 45

Don't Know

Refuse

Empty

On Input

On Output

Array:

Skip Instructions: Goto RTPKUPST

Instrument SAS Name: RTCPKUP

Destination Data Set: ETRB

Sponsor Field Type: C

Report Section: 17BC

Date Implemented (YYYY-MM-DD): July 2018

Field

RTPKUPST

BLKSECT17_BC_STRUCT.BLKSECT17_BC_1.RTPKUPST

Description: Vehicle pickup location - State

Form Pane Label: State

SAS Name: RTPKUPST

Tag Name: RTPKUPST

Inherited Universe:

Universe: RTCSTORE = RESPONSE

Universe Description:

Help Screen: H_DESTCODE

Question Text: ? [F1]

In what state was the vehicle picked up?

◆ Enter the two character state abbreviation or "XX" for foreign country

Type: String

Length: 2

Don't Know

Refuse

Empty

On Input

On Output

Array:

Special Instructions: Use answer type TState - STRING[2], display width 4

Skip Instructions: IF entry is not a valid state abbreviation then
goto CK_RTPKUPST

ELSEIF entry is not XX then goto RTCRSRV

ELSE

IF 7 is selected in TRPTRNS then goto RTMOPEDX

ELSEIF 8 is selected in TRPTRNS then goto RTPLANEX

ELSEIF 9 is selected in TRPTRNS then goto RTBOATX

ELSEIF 10 is selected in TRPTRNS then goto RTCAMPX

ELSEIF 11 is selected in TRPTRNS then goto RTOTHERX
ELSE goto ANYGAS

Instrument SAS Name: RTPKUPST

Destination Data Set: ETRB

Sponsor Field Type: C

Report Section: 17BC

Date Implemented (YYYY-MM-DD): July 2018

Check

CK_RTPKUPST

BLKSECT17_BC_STRUCT.BLKSECT17_BC_1.CK_RTPKUPST

Description: Not a valid state abbreviation

Inherited Universe:

Universe: (RTPKUPST is not a valid state abbreviation) AND RTPKUPST = RESPONSE

Universe Description: State abbreviation entered is not valid

Text: ♦ [Not a valid state abbreviation](#)

Check Instructions:

Type: Hard

Skip Instructions: Go back to RTPKUPST

RTCRSRV

Field

BLKSECT17_BC_STRUCT.BLKSECT17_BC_1.RTCRSRV

Description: Reserved with company or third party

Form Pane Label: Direct

SAS Name: RTCRSRV

Tag Name: RTCRSRV

Inherited Universe:

Universe: RTCSTORE = RESPONSE

Universe Description: Business Name is not DK or RF and pick up state is not a foreign country

Question Text: Was the reservation made directly with ^RTCSTORE_fill or through a third party?

Fills: RTCSTORE_fill

Instructions: Fill the entry in RTCSTORE

Type: Enumerated

Length: 1

Answer List: TDirectThird

Value:	Mnemonic:	Description:
1	Direct	Direct
2	Third	Third Party

Don't Know

Refuse

Empty

On Input

On Output

Array:

Special Instructions: IF (RTCRSRV = 1, DK or RF) AND uppercase entry in RTCSTORE contains '.COM' then set RTCPURCH = 1 and "keep" and "show"

Skip Instructions: 1,DK,RF: IF uppercase entry in RTCSTORE does not contain '.COM' then goto RTCPURCH
ELSEIF 7 is selected in TRPTRNS then goto RTMOPEDX

ELSEIF 8 is selected in TRPTRNS then goto RTPLANEX
ELSEIF 9 is selected in TRPTRNS then goto RTBOATX
ELSEIF 10 is selected in TRPTRNS then goto RTCAMPX
ELSEIF 11 is selected in TRPTRNS then goto RTOTHERX
ELSE goto ANYGAS

2: Goto RTCRCOMP

Instrument SAS Name: RTCRSRV

Destination Data Set: ETRB

Sponsor Field Type: C

Report Section: 17BC

Date Implemented (YYYY-MM-DD): July 2018

RTCRCOMP

Field

BLKSECT17_BC_STRUCT.BLKSECT17_BC_1.RTCRCOMP

Description: Company name

Form Pane Label: Resv Company

SAS Name: RTCRCOMP

Tag Name: RTCRCOMP

Inherited Universe:

Universe: RTCRSRV = Third {2}

Universe Description:

Question Text: What is the name of the company you used to make your reservation?

✦ Enter store, website, or company name

Type: String

Length: 45

Don't Know

Refuse

Empty

On Input

On Output

Array:

Special Instructions: IF uppercase entry contains '.COM' then set RTCPURCH = 1 and "keep" and "show"

Skip Instructions: IF uppercase entry contains does not '.COM' and is not DK or RF then goto RTCPURCH

ELSEIF 7 is selected in TRPTRNS then goto RTMOPEDX

ELSEIF 8 is selected in TRPTRNS then goto RTPLANEX

ELSEIF 9 is selected in TRPTRNS then goto RTBOATX

ELSEIF 10 is selected in TRPTRNS then goto RTCAMPX

ELSEIF 11 is selected in TRPTRNS then goto RTOTHERX

ELSE goto ANYGAS

Instrument SAS Name: RTCRCOMP

Destination Data Set: ETRB

Sponsor Field Type: C

Report Section: 17BC

Date Implemented (YYYY-MM-DD): July 2018

RTCPURCH

Field

BLKSECT17_BC_STRUCT.BLKSECT17_BC_1.RTCPURCH

Description: Reservation Online or in person

Form Pane Label: Online

SAS Name: RTCPURCH

Tag Name: RTCPURCH

Inherited Universe:

Universe: ((RTCRSRV = Direct {1} or RTCRSRV = NONRESPONSE) AND RTCSTORE = RESPONSE AND UPPERCASE(RTCSTORE) does not contain '.COM')
OR (RTCRCOMP = RESPONSE and UPPERCASE(RTCRCOMP) does not contain '.COM')

Universe Description:

Question Text: Was this reservation made -

Type: Enumerated

Length: 1

Answer List: TOnline

Value:	Mnemonic:	Description:
1	Online	Online?
2	InPerson	In person?
3	MailTel	By mail or telephone order?
4	Other	Other

- Don't Know
- Refuse
- Empty

- On Input
- On Output

Array:

Special Instructions: Answer list descriptions for options 1-3 should be bold black

Skip Instructions: 1,3,4,DK,RF: IF 7 is selected in TRPTRNS then goto RTMOPEDX
ELSEIF 8 is selected in TRPTRNS then goto RTPLANEX
ELSEIF 9 is selected in TRPTRNS then goto RTBOATX

ELSEIF 10 is selected in TRPTRNS then goto RTCAMPX
ELSEIF 11 is selected in TRPTRNS then goto RTOTHERX
ELSE goto ANYGAS

2: IF RTCRCOMP = RESPONSE then goto RTCRLOC
ELSEIF 7 is selected in TRPTRNS then goto RTMOPEDX
ELSEIF 8 is selected in TRPTRNS then goto RTPLANEX
ELSEIF 9 is selected in TRPTRNS then goto RTBOATX
ELSEIF 10 is selected in TRPTRNS then goto RTCAMPX
ELSEIF 11 is selected in TRPTRNS then goto RTOTHERX
ELSE goto ANYGAS

Instrument SAS Name: RTCPURCH

Destination Data Set: ETRB

Sponsor Field Type: C

Report Section: 17BC

Date Implemented (YYYY-MM-DD): July 2018

RTCRLOC

Field

BLKSECT17_BC_STRUCT.BLKSECT17_BC_1.RTCRLOC

Description: Company location - City

Form Pane Label: Location- City

SAS Name: RTCRLOC

Tag Name: RTCRLOC

Inherited Universe:

Universe: RTCPURCH = Third {2} AND RTCRCOMP = RESPONSE

Universe Description:

Question Text: In what city is ^RTCRCOMP_fill located?

Fills: RTCRCOMP_fill

Instructions: Fill the entry in RTCRCOMP

Type: String

Length: 45

- Don't Know
- Refuse
- Empty

- On Input
- On Output

Array:

Skip Instructions: Goto RTRLOCST

Instrument SAS Name: RTCRLOC

Destination Data Set: ETRB

Sponsor Field Type: C

Report Section: 17BC

Date Implemented (YYYY-MM-DD): July 2018

Field

RTRLOCST

BLKSECT17_BC_STRUCT.BLKSECT17_BC_1.RTRLOCST

Description: Company location - State

Form Pane Label: State

SAS Name: RTRLOCST

Tag Name: RTRLOCST

Inherited Universe:

Universe: RTCPURCH = Third {2} AND RTCRCOMP = RESPONSE

Universe Description:

Help Screen: H_DESTCODE

Question Text: ? [F1]

In what state is ^RTCRCOMP_fill located?

✦ Enter the two character state abbreviation or "XX" for foreign country

Fills: RTCRCOMP_fill

Instructions: Fill the entry in RTCRCOMP

Type: String

Length: 2

Don't Know
 Refuse
 Empty

On Input
 On Output

Array:

Special Instructions: Use answer type TState - STRING[2], display width 4

Skip Instructions: IF entry is not a valid state abbreviation then goto CK_RTRLOCST

ELSEIF entry = XX then goto RTPKUPCT

ELSEIF 7 is selected in TRPTRNS then goto RTMOPEDX

ELSEIF 8 is selected in TRPTRNS then goto RTPLANEX

ELSEIF 9 is selected in TRPTRNS then goto RTBOATX

ELSEIF 10 is selected in TRPTRNS then goto RTCAMPX
ELSEIF 11 is selected in TRPTRNS then goto RTOTHERX
ELSE goto ANYGAS

Instrument SAS Name: RTRLOCST

Destination Data Set: ETRB

Sponsor Field Type: C

Report Section: 17BC

Date Implemented (YYYY-MM-DD): July 2018

Check

CK_RTRLOCST

BLKSECT17_BC_STRUCT.BLKSECT17_BC_1.CK_RTRLOCST

Description: Not a valid state abbreviation

Inherited Universe:

Universe: (RTRLOCST is not a valid state abbreviation) AND RTRLOCST = RESPONSE

Universe Description: State abbreviation entered is not valid

Text: [✦ Not a valid state abbreviation](#)

Check Instructions:

Type: Hard

Skip Instructions: Go back to RTRLOCST

RTPKUPCT

Field

BLKSECT17_BC_STRUCT.BLKSECT17_BC_1.RTPKUPCT

Description: Vehicle pickup location - Country

Form Pane Label: Pk Up Country

SAS Name: RTPKUPCT

Tag Name: RTPKUPCT

Inherited Universe:

Universe: UPPERCASE(RTPKUPST) = "XX"

Universe Description:

Question Text: In what country was the vehicle picked up?

✦ [Enter country name](#)

Type: String

Length: 45

Don't Know

Refuse

Empty

On Input

On Output

Array:

Skip Instructions: Goto RTCRSRV

Instrument SAS Name: RTPKUPCT

Destination Data Set: ETRB

Sponsor Field Type: C

Report Section: 17BC

Date Implemented (YYYY-MM-DD): April 2023

Field

RTMOPEDX

BLKSECT17_BC_STRUCT.BLKSECT17_BC_1.RTMOPEDX

Description: How much spent for rented motorcycle transportation

Form Pane Label: Motorcycle rental \$

SAS Name: RTMOPEDX

Tag Name: RTMOPEDX

Inherited Universe:

Universe: Motorcycle {7} IN TRPTRNS

Universe Description: Rental motorcycle was used on this trip

Help Screen: H_PKGTRIPX

Question Text: ? [F1]

How much did ^YOU_ANYMEM spend for rented motorcycles, not including gas ^YOU_ANYMEM bought ^FillOtherThanPackage?

[^RTMOPEDX_Fill](#)

Fills: YOU_ANYMEM

Instructions: IF NUMHOUSE = 1 then fill "you"
ELSE fill "you or any members of your household"

Fills: FillOtherThanPackage

Instructions: If TRANDEAL = Yes {1} then fill "other than what the package deal covered".

Fills: RTMOPEDX_Fill

Instructions: IF any BSECT09.BSECT09L1.BTABLEA.BROW.RENTCODE = 150 then fill
" * [Do not include any rental costs already collected in Section 9](#)"

Type: Integer

Length: 7

Min: 0

Max: 999999

Don't Know

Refuse

Empty

On Input

On Output

Store Instructions: IF RTMOPEDX is in range or NONRESPONSE THEN set RTMO_EDX = EMPTY

Array:

Special Instructions: Display a \$ and comma in the entry field

Skip Instructions: IF RTMOPEDX > 250 then goto ERR1_RTMOPEDX
ELSEIF 8 is selected in TRPTRNS then goto RTPLANEX
ELSEIF 9 is selected in TRPTRNS then goto RTBOATX
ELSEIF 10 is selected in TRPTRNS then goto RTCAMPX
ELSEIF 11 is selected in TRPTRNS then goto RTOTHERX
ELSE goto ANYGAS

Instrument SAS Name: RTMOPEDX

Destination Data Set: ETRB

Sponsor Field Type: N

Report Section: 17BC

Check

ERR1_RTMOPEDX

BLKSECT17_BC_STRUCT.BLKSECT17_BC_1.ERR1_RTMOPEDX

Description: Out of Range Check

Inherited Universe:

Universe: RTMOPEDX > 250 AND RTMOPEDX = RESPONSE

Universe Description: Rental motorcycle cost is out of range

Text: * THE VALUE ENTERED IS UNUSUALLY HIGH OR LOW

PLEASE VERIFY AND IF CORRECT, ENTER ITEM LEVEL NOTE

Check Instructions: IF suppressed then set RTMO_EDX = 'A1'

Type: Soft

Skip Instructions: Suppress: IF 8 is selected in TRPTRNS then goto RTPLANEX
ELSEIF 9 is selected in TRPTRNS then goto RTBOATX
ELSEIF 10 is selected in TRPTRNS then goto RTCAMPX
ELSEIF 11 is selected in TRPTRNS then goto RTOTHERX
ELSE goto ANYGAS

All others, go back to RTMOPEDX

RTPLANEX

Field

BLKSECT17_BC_STRUCT.BLKSECT17_BC_1.RTPLANEX

Description: How much spent for rented private aircraft

Form Pane Label: Aircraft rental \$

SAS Name: RTPLANEX

Tag Name: RTPLANEX

Inherited Universe:

Universe: PrivateAircraft {8} IN TRPTRNS

Universe Description: Rental aircraft was used on this trip

Help Screen: H_PKGTRIPX

Question Text: ? [F1]

How much did ^YOU_ANYMEM spend for rented private aircraft,
not including gas ^YOU_ANYMEM bought ^FillOtherThanPackage?

[^RTPLANEX_Fill](#)

Fills: YOU_ANYMEM

Instructions: IF NUMHOUSE = 1 then fill "you"
ELSE fill "you or any members of your household"

Fills: FillOtherThanPackage

Instructions: If TRANDEAL = Yes {1} then fill "other than what the package deal covered".

Fills: RTPLANEX_Fill

Instructions: IF any BSECT09.BSECT09L1.BTABLEA.BROW.RENTCODE = 190 then fill
" * [Do not include any rental costs already collected in Section 9](#)"

Type: Integer

Length: 7

Min: 0

Max: 999999

Don't Know

Refuse

Empty

On Input

On Output

Store Instructions: IF RTPLANEX is in range or NONRESPONSE THEN set RTPL_NEX = EMPTY

Array:

Special Instructions: Display a \$ and comma in the entry field

Skip Instructions: IF RTPLANEX < 1 or RTPLANEX > 6000 then goto ERR1_RTPLANEX
ELSEIF 9 is selected in TRPTRNS then goto RTBOATX
ELSEIF 10 is selected in TRPTRNS then goto RTCAMPX
ELSEIF 11 is selected in TRPTRNS then goto RTOTHERX
ELSE goto ANYGAS

Instrument SAS Name: RTPLANEX

Destination Data Set: ETRB

Sponsor Field Type: N

Report Section: 17BC

ERR1_RTPLANEX

Check

BLKSECT17_BC_STRUCT.BLKSECT17_BC_1.ERR1_RTPLANEX

Description: Out of Range Check

Inherited Universe:

Universe: (RTPLANEX < 1 OR RTPLANEX > 6000) AND RTPLANEX = RESPONSE

Universe Description: Rental aircraft cost is out of range

Text: * THE VALUE ENTERED IS UNUSUALLY HIGH OR LOW

PLEASE VERIFY AND IF CORRECT, ENTER ITEM LEVEL NOTE

Check Instructions: IF suppressed then set RTPL_NEX = 'A1'

Type: Soft

Skip Instructions: Suppress: IF 9 is selected in TRPTRNS then goto RTBOATX
ELSEIF 10 is selected in TRPTRNS then goto RTCAMPX
ELSEIF 11 is selected in TRPTRNS then goto RTOTHERX
ELSE goto ANYGAS

All others, go back to RTPLANEX

Field

RTBOATX

BLKSECT17_BC_STRUCT.BLKSECT17_BC_1.RTBOATX

Description: How much spent for rented boat or trailer

Form Pane Label: Boat rental \$

SAS Name: RTBOATX

Tag Name: RTBOATX

Inherited Universe:

Universe: BoatOrTrailer {9} IN TRPTRNS

Universe Description: Rental Boat/Trailer used on this trip

Help Screen: H_PKGTRIPX

Question Text: ? [F1]

How much did ^YOU_ANYMEM spend for rented trailers or boats, including kayaks or jet-skis, not including gas ^YOU_ANYMEM bought ^FillOtherThanPackage?

^RTBOATX_Fill

Fills: YOU_ANYMEM

Instructions: IF NUMHOUSE = 1 then fill "you"
ELSE fill "you or any members of your household"

Fills: FillOtherThanPackage

Instructions: If TRANDEAL = Yes {1} then fill "other than what the package deal covered".

Fills: RTBOATX_Fill

Instructions: IF any BSECT09.BSECT09L1.BTABLEA.BROW.RENTCODE = 165 or 180 then fill
' * Do not include any rental costs already collected in Section 9"

Type: Integer

Length: 7

Min: 0

Max: 999999

- Don't Know
- Refuse
- Empty

On Input
 On Output

Store Instructions: IF RTBOATX is in range or NONRESPONSE THEN set RTBOATX_ = EMPTY

Array:

Special Instructions: Display a \$ and comma in the entry field

Skip Instructions: IF RTBOATX < 1 or RTBOATX > 1999 then goto ERR1_RTBOATX
ELSEIF 10 is selected in TRPTRNS then goto RTCAMPX
ELSEIF 11 is selected in TRPTRNS then goto RTOTHERX
ELSE goto ANYGAS

Instrument SAS Name: RTBOATX

Destination Data Set: ETRB

Sponsor Field Type: N

Report Section: 17BC

Check

ERR1_RTBOATX

BLKSECT17_BC_STRUCT.BLKSECT17_BC_1.ERR1_RTBOATX

Description: Out of Range Check

Inherited Universe:

Universe: (RTBOATX < 1 OR RTBOATX > 1999) AND RTBOATX = RESPONSE

Universe Description: Rental Boat/Trailer costs is out of range

Text: * THE VALUE ENTERED IS UNUSUALLY HIGH OR LOW

PLEASE VERIFY AND IF CORRECT, ENTER ITEM LEVEL NOTE

Check Instructions: IF suppressed then set RTBOATX_ = 'A1'

Type: Soft

Skip Instructions: Suppress: IF 10 is selected in TRPTRNS then goto RTCAMPX
ELSEIF 11 is selected in TRPTRNS then goto RTOTHERX
ELSE goto ANYGAS

All others, go back to RTBOATX

RTCAMPX

Field

BLKSECT17_BC_STRUCT.BLKSECT17_BC_1.RTCAMPX

Description: How much spent for rented campers, motor homes, or RVs

Form Pane Label: Camper rental \$

SAS Name: RTCAMPX

Tag Name: RTCAMPX

Inherited Universe:

Universe: CamperRV {10} IN TRPTRNS

Universe Description: Rental Camper, motor home, or RV was used on this trip

Help Screen: H_PKGTRIPX

Question Text: ? [F1]

How much did ^YOU_ANYMEM spend for rented campers, motor homes, or RVs,
not including gas ^YOU_ANYMEM bought ^FillOtherThanPackage?

[^RTCAMPX_Fill](#)

Fills: YOU_ANYMEM

Instructions: IF NUMHOUSE = 1 then fill "you"
ELSE fill "you or any members of your household"

Fills: FillOtherThanPackage

Instructions: If TRANDEAL = Yes {1} then fill "other than what the package deal covered".

Fills: RTCAMPX_Fill

Instructions: IF any BSECT09.BSECT09L1.BTABLEA.BROW.RENTCODE = 125 then fill
" * [Do not include any rental costs already collected in Section 9](#)"

Type: Integer

Length: 7

Min: 0

Max: 999999

- Don't Know
- Refuse
- Empty

- On Input
- On Output

Store Instructions: IF RTCAMPX is in range or NONRESPONSE THEN set RTCAMPX_ = EMPTY

Array:

Special Instructions: Display a \$ and comma in the entry field

Skip Instructions: IF RTCAMPX < 1 or RTCAMPX > 1375 then goto ERR1_RTCAMPX
ELSEIF 11 is selected in TRPTRNS then goto RTOTHERX
ELSE goto ANYGAS

Instrument SAS Name: RTCAMPX

Destination Data Set: ETRB

Sponsor Field Type: N

Report Section: 17BC

ERR1_RTCAMPX

Check

BLKSECT17_BC_STRUCT.BLKSECT17_BC_1.ERR1_RTCAMPX

Description: Out of Range Check

Inherited Universe:

Universe: (RTCAMPX < 1 OR RTCAMPX > 1375) AND RTCAMPX = RESPONSE

Universe Description: Rental Camper/RV costs is out of range

Text: * THE VALUE ENTERED IS UNUSUALLY HIGH OR LOW

PLEASE VERIFY AND IF CORRECT, ENTER ITEM LEVEL NOTE

Check Instructions: IF suppressed then set RTCAMPX_ = 'A1'

Type: Soft

Skip Instructions: Suppress: ELSEIF 11 is selected in TRPTRNS then goto RTOTHERX
ELSE goto ANYGAS

All others, go back to RTCAMPX

Field

RTOTHERX

BLKSECT17_BC_STRUCT.BLKSECT17_BC_1.RTOTHERX

Description: How much spent for other rented vehicle

Form Pane Label: Other rental \$

SAS Name: RTOTHERX

Tag Name: RTOTHERX

Inherited Universe:

Universe: OtherVehicles {11} IN TRPTRNS

Universe Description: Other rental vehicles were used on this trip

Help Screen: H_PKGTRIPX

Question Text: ? [F1]

How much did ^YOU_ANYMEM spend for other rented vehicle transportation, not including gas ^YOU_ANYMEM bought ^FillOtherThanPackage?

^RTOTHERX_Fill

Fills: YOU_ANYMEM

Instructions: IF NUMHOUSE = 1 then fill "you"
ELSE fill "you or any members of your household"

Fills: FillOtherThanPackage

Instructions: If TRANDEAL = Yes {1} then fill "other than what the package deal covered".

Fills: RTOTHERX_Fill

Instructions: IF any BSECT09.BSECT09L1.BTABLEA.BROW.RENTCODE = 200 then fill
' * Do not include any rental costs already collected in Section 9"

Type: Integer

Length: 7

Min: 0

Max: 999999

Don't Know

Refuse

Empty

On Input

On Output

Store Instructions: IF RTOTHERX is in range or NONRESPONSE THEN set RTOT_ERX = EMPTY

Array:

Special Instructions: Display a \$ and comma in the entry field

Skip Instructions: IF RTOTHERX < 1 or RTOTHERX > 1699 then goto ERR1_RTOTHERX
ELSE goto ANYGAS

Instrument SAS Name: RTOTHERX

Destination Data Set: ETRB

Sponsor Field Type: N

Report Section: 17BC

Check

ERR1_RTOTHERX

BLKSECT17_BC_STRUCT.BLKSECT17_BC_1.ERR1_RTOTHERX

Description: Out of Range Check

Inherited Universe:

Universe: (RTOTHERX < 1 OR RTOTHERX > 1699) AND RTOTHERX = RESPONSE

Universe Description: Other rental vehicles costs is out of range

Text: * THE VALUE ENTERED IS UNUSUALLY HIGH OR LOW

PLEASE VERIFY AND IF CORRECT, ENTER ITEM LEVEL NOTE

Check Instructions: IF suppressed then set RTOT_ERX = 'A1'

Type: Soft

Skip Instructions: Suppress: Goto ANYGAS

All others, go back to RTOTHERX

ANYGAS

Field

BLKSECT17_BC_STRUCT.BLKSECT17_BC_1.ANYGAS

Description: Bought any fuel during the trip

Form Pane Label: Any fuel?

SAS Name: ANYGAS

Tag Name: ANYGAS

Inherited Universe:

Universe: Any TRPTRNS[1-14] >= 6

Universe Description: (Rental auto/truck/van, motorcycle, aircraft, boat/trailer, camper/RV, other vehicle) OR Privately owned auto or vehicle owned by someone else or other privately transportation was used on this trip

Question Text: While on the trip did ^YOU_ANYMEM stop to buy any gasoline, diesel fuel, or any other fuels?

Fills: YOU_ANYMEM

Instructions: IF NUMHOUSE = 1 then fill "you"

ELSE fill "you or any members of your household"

Type: Enumerated

Length: 1

Answer List: TYesNo

Value:	Mnemonic:	Description:
1	Yes	Yes
2	No	No

- Don't Know
- Refuse
- Empty

- On Input
- On Output

Array:

Skip Instructions: 1: Goto GASOILX

2,DK,RF: Goto ANYTOLL

Instrument SAS Name: ANYGAS

Destination Data Set: ETRB

Sponsor Field Type: C

Report Section: 17BC

GASOILX

Field

BLKSECT17_BC_STRUCT.BLKSECT17_BC_1.GASOILX

Description: How much spent for fuel

Form Pane Label: Fuel \$

SAS Name: GASOILX

Tag Name: GASOILX

Inherited Universe:

Universe: ANYGAS = Yes {1}

Universe Description: Yes, stop to buy gas/fuel on this trip

Help Screen: H_PKGTRIPX

Question Text: ? [F1]

^FillHowMuch_WhatCosts_Gas

Fills: FillHowMuch_WhatCosts_Gas

Instructions: IF flganyboth = 2 then fill 'How much did ^YOU_ANYMEM spend for that?'
ELSE fill 'What costs for gasoline or other fuels won't be reimbursed?'

Fills: YOU_ANYMEM

Instructions: IF NUMHOUSE = 1 then fill "you"
ELSE fill "you or any members of your household"

Type: Integer

Length: 7

Min: 0

Max: 999999

- Don't Know
- Refuse
- Empty

- On Input
- On Output

Store Instructions: IF GASOILX is in range or NONRESPONSE THEN set GASOILX_ = EMPTY

Array:

Special Instructions: Display a \$ and comma in the entry field

Skip Instructions: IF GASOILX = 1 or GASOILX > 999 then goto ERR1_GASOILX

ELSEIF (Rt10.POPGRP = 11 or 12) AND DESTCODE <> 'X' then goto GTRSTORE

ELSE goto ANYTOLL

Instrument SAS Name: GASOILX

Destination Data Set: ETRB

Sponsor Field Type: N

Report Section: 17BC

ERR1_GASOILX

Check

BLKSECT17_BC_STRUCT.BLKSECT17_BC_1.ERR1_GASOILX

Description: Out of Range Check

Inherited Universe:

Universe: (GASOILX = 1 or GASOILX > 999) AND GASOILX = RESPONSE

Universe Description: Fuel/Gas expense is out of range

Text: * THE VALUE ENTERED IS UNUSUALLY HIGH OR LOW

PLEASE VERIFY AND IF CORRECT, ENTER ITEM LEVEL NOTE

Check Instructions: IF suppressed then set GASOILX_ = 'A1'

Type: Soft

Skip Instructions: Suppress: IF (Rt10.POPGRP = 11 or 12) AND DESTCODE <> 'X' then
goto GTRSTORE
ELSE Goto ANYTOLL

All others, go back to GASOILX

Field

GTRSTORE

BLKSECT17_BC_STRUCT.BLKSECT17_BC_1.GTRSTORE

Description: Gas Location

Form Pane Label: Gas Store

SAS Name: GTRSTORE

Tag Name: GTRSTORE

Inherited Universe:

Universe: (VAL(Rt10.POPGRP) = 11 or VAL(Rt10.POPGRP) = 12) AND ANYGAS = Yes {1}
AND DESTCODE <> 'X'

Universe Description:

Question Text: At what station or store did ^YOU_ANYMEM last purchase gasoline on your trip?

• [Enter store or station name](#)

Fills: YOU_ANYMEM

Instructions: IF NUMHOUSE = 1 then fill "you"
ELSE fill "you or any members of your household"

Type: String

Length: 45

Don't Know
 Refuse
 Empty

On Input
 On Output

Array:

Skip Instructions: ENTRY: Goto GTRLOC

DK,RF: Goto ANYTOLL

Instrument SAS Name: GTRSTORE

Destination Data Set: ETRB

Sponsor Field Type: C

Report Section: 17BC

Date Implemented (YYYY-MM-DD): October 2021

Field

GTRLOC
BLKSECT17_BC_STRUCT.BLKSECT17_BC_1.GTRLOC

Description: Gas Location - City

Form Pane Label: Gas Store City

SAS Name: GTRLOC

Tag Name: GTRLOC

Inherited Universe:

Universe: GTRSTORE = RESPONSE

Universe Description: Entry other than DK or RF in gas store

Question Text: In what city is ^GTRSTORE_FILL located?

Fills: GTRSTORE_FILL

Instructions: Fill entry in GTRSTORE

Type: String

Length: 45

- Don't Know
- Refuse
- Empty

- On Input
- On Output

Array:

Skip Instructions: Goto GTRLOCST

Instrument SAS Name: GTRLOC

Destination Data Set: ETRB

Sponsor Field Type: C

Report Section: 17BC

Date Implemented (YYYY-MM-DD): October 2021

GTRLOCST

Field

BLKSECT17_BC_STRUCT.BLKSECT17_BC_1.GTRLOCST

Description: Gas location - State

Form Pane Label: State

SAS Name: GTRLOCST

Tag Name: GTRLOCST

Inherited Universe:

Universe: GTRSTORE = RESPONSE

Universe Description: Entry other than DK or RF in gas store

Help Screen: H_DESTCODE

Question Text: ? [F1]

In what state is ^GTRSTORE_FILL located?

✦ [Enter the two character state abbreviation](#)

Fills: GTRSTORE_FILL

Instructions: Fill entry in GTRSTORE

Type: String

Length: 2

Don't Know
 Refuse
 Empty

On Input
 On Output

Array:

Special Instructions: Use answer type TState - STRING[2], display width 4

Skip Instructions: IF entry is not a valid state abbreviation then goto CK_GTRLOCST

ELSE Goto ANYTOLL

Instrument SAS Name: GTRLOCST

Destination Data Set: ETRB

Sponsor Field Type: C

Report Section: 17BC

Date Implemented (YYYY-MM-DD): October 2021

CK_GTRLOCST

Check

BLKSECT17_BC_STRUCT.BLKSECT17_BC_1.CK_GTRLOCST

Description: Not a valid state abbreviation

Inherited Universe:

Universe: (GTRLOCST is not a valid state abbreviation) AND GTRLOCST = RESPONSE

Universe Description: State abbreviation entered is not valid

Text: [✦ Not a valid state abbreviation](#)

Check Instructions:

Type: Hard

Skip Instructions: Go back to GTRLOCST

Field

ANYTOLL

BLKSECT17_BC_STRUCT.BLKSECT17_BC_1.ANYTOLL

Description: Spent anything for tolls

Form Pane Label: Any tolls?

SAS Name: ANYTOLL

Tag Name: ANYTOLL

Inherited Universe:

Universe: Any TRPTRNS[1-14] >= 6

Universe Description: (Rental auto, truck/van, motorcycle, aircraft, boat/trailer, camper/RV, other vehicle)
OR Privately owned auto or vehicle owned by someone else or other privately
transportation was used on this trip

Question Text: While on the trip, did ^YOU_ANYMEM spend anything for tolls, not already
reported?

Fills: YOU_ANYMEM

Instructions: IF NUMHOUSE = 1 then fill "you"

ELSE fill "you or any members of your household"

Type: Enumerated

Length: 1

Answer List: TYesNo

Value:	Mnemonic:	Description:
1	Yes	Yes
2	No	No

- Don't Know
- Refuse
- Empty

- On Input
- On Output

Array:

Skip Instructions: 1: Goto TRPTOLLX

2,DK,RF Goto ANYPARK

Instrument SAS Name: ANYTOLL

Destination Data Set: ETRB

Sponsor Field Type: C

Report Section: 17BC

Field

TRPTOLLX
BLKSECT17_BC_STRUCT.BLKSECT17_BC_1.TRPTOLLX

Description: How much spent for tolls

Form Pane Label: Tolls \$

SAS Name: TRPTOLLX

Tag Name: TRPTOLLX

Inherited Universe:

Universe: ANYTOLL = Yes {1}

Universe Description: Yes, there were toll costs on this trip

Question Text: ^FillHowMuch_WhatCosts_Tolls

Fills: FillHowMuch_WhatCosts_Tolls

Instructions: IF flganyboth = 2 then fill "How much did ^YOU_ANYMEM spend for tolls?"
ELSE fill "What costs for tolls won't be reimbursed?"

Fills: YOU_ANYMEM

Instructions: IF NUMHOUSE = 1 then fill "you"
ELSE fill "you or any members of your household"

Type: Integer

Length: 7

Min: 0

Max: 999999

Don't Know

Refuse

Empty

On Input

On Output

Store Instructions: IF TRPTOLLX is in range or NONRESPONSE THEN set TRPT_LLX = EMPTY

Array:

Special Instructions: Display a \$ and comma in the entry field

Skip Instructions: IF TRPTOLLX > 149 then goto ERR1_TRPTOLLX

ELSEIF (RT10.POPGRP = 13 or 14) and DESTCODE <> X then goto TOLSTORE

ELSE goto ANYPARK

Instrument SAS Name: TRPTOLLX

Destination Data Set: ETRB

Sponsor Field Type: N

Report Section: 17BC

Check

ERR1_TRPTOLLX
BLKSECT17_BC_STRUCT.BLKSECT17_BC_1.ERR1_TRPTOLLX

Description: Out of Range Check

Inherited Universe:

Universe: TRPTOLLX > 149 AND TRPTOLLX = RESPONSE

Universe Description: Toll costs for this trip is out of range

Text: * THE VALUE ENTERED IS UNUSUALLY HIGH OR LOW

PLEASE VERIFY AND IF CORRECT, ENTER ITEM LEVEL NOTE

Check Instructions: IF suppressed then set TRPT_LLX = 'A1'

Type: Soft

Skip Instructions: Suppress: IF (RT10.POPGRP = 13 or 14) AND DESTCODE <> X
then goto TOLSTORE
ELSE goto ANYPARK

All others, go back to TRPTOLLX

TOLSTORE

Field

BLKSECT17_BC_STRUCT.BLKSECT17_BC_1.TOLSTORE

Description: Toll Name

Form Pane Label: Toll Name

SAS Name: TOLSTORE

Tag Name: TOLSTORE

Inherited Universe:

Universe: ANYTOLL = Yes {1} AND (VAL(Rt10.POPGRP) = 13 or VAL(Rt10.POPGRP) = 14)
AND DESTCODE <> 'X'

Universe Description:

Question Text: What is the last road, bridge, ferry or tunnel you paid a toll for on this trip?

✦ [Enter name](#)

Type: String

Length: 45

Don't Know

Refuse

Empty

On Input

On Output

Array:

Skip Instructions: ENTRY: Goto TOLLOC

DK,RF: Goto ANYPARK

Instrument SAS Name: TOLSTORE

Destination Data Set: ETRB

Sponsor Field Type: C

Report Section: 17BC

Date Implemented (YYYY-MM-DD): July 2018

Field

TOLLOC
BLKSECT17_BC_STRUCT.BLKSECT17_BC_1.TOLLOC

Description: Toll location - City

Form Pane Label: Location - City

SAS Name: TOLLOC

Tag Name: TOLLOC

Inherited Universe:

Universe: TOLSTORE = RESPONSE

Universe Description: TOLSTORE is not DK or RF

Question Text: What is the city?

Type: String

Length: 45

Don't Know

Refuse

Empty

On Input

On Output

Array:

Skip Instructions: Goto TOLLOCST

Instrument SAS Name: TOLLOC

Destination Data Set: ETRB

Sponsor Field Type: C

Report Section: 17BC

Date Implemented (YYYY-MM-DD): July 2018

TOLLOCST

Field

BLKSECT17_BC_STRUCT.BLKSECT17_BC_1.TOLLOCST

Description: Toll location - State

Form Pane Label: State

SAS Name: TOLLOCST

Tag Name: TOLLOCST

Inherited Universe:

Universe: TOLSTORE = RESPONSE

Universe Description: TOLSTORE is not DK or RF

Help Screen: H_DESTCODE

Question Text: ? [F1]

What is the state?

✦ [Enter the two character state abbreviation](#)

Type: String

Length: 2

Don't Know

Refuse

Empty

On Input

On Output

Array:

Special Instructions: Use answer type TState - STRING[2], display width 4

Skip Instructions: IF entry is not a valid state abbreviation then
goto CK_TOLLOCST

ELSE goto ANYPARK

Instrument SAS Name: TOLLOCST

Destination Data Set: ETRB

Sponsor Field Type: C

Report Section: 17BC

Date Implemented (YYYY-MM-DD): July 2018

CK_TOLLOCST

Check

BLKSECT17_BC_STRUCT.BLKSECT17_BC_1.CK_TOLLOCST

Description: Not a valid state abbreviation

Inherited Universe:

Universe: (TOLLOCST is not a valid state abbreviation) AND TOLLOCST = RESPONSE

Universe Description: State abbreviation entered is not valid

Text: [✦ Not a valid state abbreviation](#)

Check Instructions:

Type: Hard

Skip Instructions: Go back to TOLLOCST

Field

ANYPARK
BLKSECT17_BC_STRUCT.BLKSECT17_BC_1.ANYPARK

Description: Paid for any parking fees

Form Pane Label: Any parking?

SAS Name: ANYPARK

Tag Name: ANYPARK

Inherited Universe:

Universe: Any TRPTRNS[1-14] >= 6

Universe Description: (Rental auto, truck/van, motorcycle, aircraft, boat/trailer, camper/RV, other vehicle)
OR Privately owned auto or vehicle owned by someone else or other privately
transportation was used on this trip

Question Text: Did ^YOU_ANYMEM have any parking fees?

Fills: YOU_ANYMEM

Instructions: IF NUMHOUSE = 1 then fill "you"
ELSE fill "you or any members of your household"

Type: Enumerated

Length: 1

Answer List: TYesNo

Value:	Mnemonic:	Description:
1	Yes	Yes
2	No	No

- Don't Know
- Refuse
- Empty

- On Input
- On Output

Array:

Skip Instructions: 1: Goto PARKINGX

2,DK,RF: Goto LODGING

Instrument SAS Name: ANYPARK

Destination Data Set: ETRB

Sponsor Field Type: C

Report Section: 17BC

Field

PARKINGX

BLKSECT17_BC_STRUCT.BLKSECT17_BC_1.PARKINGX

Description: How much spent for parking

Form Pane Label: Parking \$

SAS Name: PARKINGX

Tag Name: PARKINGX

Inherited Universe:

Universe: ANYPARK = Yes {1}

Universe Description: Yes, there were parking fees on this trip

Question Text: ^FillHowMuch_WhatCosts_Parking

Fills: FillHowMuch_WhatCosts_Parking

Instructions: IF flganyboth = 2 then fill "How much were they?"
ELSE fill "What costs for parking fees won't be reimbursed?"

Type: Integer

Length: 9

Min: 0

Max: 99999999

- Don't Know
- Refuse
- Empty

- On Input
- On Output

Store Instructions: IF PARKINGX is in range or NONRESPONSE THEN set PARK_NGX = EMPTY

Array:

Special Instructions: Display a \$ and comma in the entry field

Skip Instructions: IF PARKINGX > 399 then goto ERR1_PARKINGX

ELSEIF (RT10.POPGRP = 13 or 14) AND DESTCODE <> X then goto TRPPKLOC

ELSE goto LODGING

Instrument SAS Name: PARKINGX

Destination Data Set: ETRB

Sponsor Field Type: N

Report Section: 17BC

Check

ERR1_PARKINGX
BLKSECT17_BC_STRUCT.BLKSECT17_BC_1.ERR1_PARKINGX

Description: Out of Range Check

Inherited Universe:

Universe: PARKINGX > 399 AND PARKINGX = RESPONSE

Universe Description: Parking fees are out of range

Text: * THE VALUE ENTERED IS UNSUSUALLY HIGH OR LOW

PLEASE VERIFY AND IF CORRECT, ENTER ITEM LEVEL NOTE

Check Instructions: IF suppressed then set PARK_NGX = 'A1'

Type: Soft

Skip Instructions: Suppress: IF (RT10.POPGRP = 13 or 14) AND DESTCODE <> X then goto TRPPKLOC
ELSE goto LODGING

All others, go back to PARKINGX

TRPPKLOC

Field

BLKSECT17_BC_STRUCT.BLKSECT17_BC_1.TRPPKLOC

Description: Parked car location

Form Pane Label: Location

SAS Name: TRPPKLOC

Tag Name: TRPPKLOC

Inherited Universe:

Universe: ANYPARK = Yes {1} AND (VAL(Rt10.POPGRP) = 13 or VAL(Rt10.POPGRP) = 14)
AND DESTCODE <> 'X'

Universe Description:

Question Text: At what street intersection or location was the vehicle parked?

✦ [Enter intersection or location](#)

Type: String

Length: 45

- Don't Know
- Refuse
- Empty

- On Input
- On Output

Array:

Skip Instructions: Goto TRPKLC

Instrument SAS Name: TRPPKLOC

Destination Data Set: ETRB

Sponsor Field Type: C

Report Section: 17BC

Date Implemented (YYYY-MM-DD): July 2018

Field

TRPKLC
BLKSECT17_BC_STRUCT.BLKSECT17_BC_1.TRPKLC

Description: Parked car location - City

Form Pane Label: Location - City

SAS Name: TRPKLC

Tag Name: TRPKLC

Inherited Universe:

Universe: ANYPARK = Yes {1} AND (VAL(Rt10.POPGRP) = 13 or VAL(Rt10.POPGRP) = 14)
AND DESTCODE <> 'X'

Universe Description:

Question Text: What is the city?

Type: String

Length: 45

Don't Know
 Refuse
 Empty

On Input
 On Output

Array:

Skip Instructions: Goto TRPKLCST

Instrument SAS Name: TRPKLC

Destination Data Set: ETRB

Sponsor Field Type: C

Report Section: 17BC

Date Implemented (YYYY-MM-DD): July 2018

TRPKLCST

Field

BLKSECT17_BC_STRUCT.BLKSECT17_BC_1.TRPKLCST

Description: Parked car location - State

Form Pane Label: State

SAS Name: TRPKLCST

Tag Name: TRPKLCST

Inherited Universe:

Universe: ANYPARK = Yes {1} AND (VAL(Rt10.POPGRP) = 13 or VAL(Rt10.POPGRP) = 14)
AND DESTCODE <> 'X'

Universe Description:

Help Screen: H_DESTCODE

Question Text: ? [F1]

What is the state?

• [Enter the two character state abbreviation](#)

Type: String

Length: 2

Don't Know

Refuse

Empty

On Input

On Output

Array:

Special Instructions: Use answer type TState - STRING[2], display width 4

Skip Instructions: IF not a valid state abbreviation then goto CK_TRPKLCST

ELSE goto TRPPKSTR

Instrument SAS Name: TRPKLCST

Destination Data Set: ETRB

Sponsor Field Type: C

Report Section: 17BC

Date Implemented (YYYY-MM-DD): July 2018

CK_TRPKLCST

Check

BLKSECT17_BC_STRUCT.BLKSECT17_BC_1.CK_TRPKLCST

Description: Not a valid state abbreviation

Inherited Universe:

Universe: (TRPKLCST is not a valid state abbreviation) AND TRPKLCST = RESPONSE

Universe Description: State abbreviation entered is not valid

Text: [✦ Not a valid state abbreviation](#)

Check Instructions:

Type: Hard

Skip Instructions: Go back to TRPKLCST

Field

TRPPKSTR

BLKSECT17_BC_STRUCT.BLKSECT17_BC_1.TRPPKSTR

Description: Company name

Form Pane Label: Company

SAS Name: TRPPKSTR

Tag Name: TRPPKSTR

Inherited Universe:

Universe: ANYPARK = Yes {1} AND (VAL(Rt10.POPGRP) = 13 or VAL(Rt10.POPGRP) = 14)
AND DESTCODE <> 'X'

Universe Description:

Question Text: What is the name of the company or institution that you paid?

✦ Enter name of company or institution

Type: String

Length: 45

Don't Know

Refuse

Empty

On Input

On Output

Array:

Skip Instructions: Goto LODGING

Instrument SAS Name: TRPPKSTR

Destination Data Set: ETRB

Sponsor Field Type: C

Report Section: 17BC

Date Implemented (YYYY-MM-DD): July 2018

NUMSAME

Field

BLKSECT17_BC_STRUCT.BLKSECT17_BC_1.NUMSAME

Description: Out variable

Form Pane Label:

SAS Name: NUMSAME

Tag Name:

Inherited Universe:

Universe:

Universe Description:

Question Text:

Type: Integer

Length: 2

Min: 1

Max: 16

- Don't Know
- Refuse
- Empty

- On Input
- On Output

Array:

Special Instructions: Note: See NUMNIGHT for how to set this field.

Instrument SAS Name: NUMSAME

Destination Data Set: ETRB

Sponsor Field Type: N

Report Section: 17BC

Field

NUMN_GHT
BLKSECT17_BC_STRUCT.BLKSECT17_BC_1.NUMN_GHT

Description: Range edit flag

Form Pane Label:

SAS Name: NUMN_GHT

Tag Name:

Inherited Universe:

Universe:

Universe Description:

Question Text:

Type: String

Length: 2

- Don't Know
- Refuse
- Empty

- On Input
- On Output

Array:

Special Instructions: Note: See ERR1_NUMNIGHT for how to set this field.

Valid Values: A1 = Range edit failed
(ERR1 check was suppressed)

Blank = Range edit passed

Instrument SAS Name: NUMN_GHT

Destination Data Set: ETRB

Sponsor Field Type: C

Report Section: 17BC

Sponsor Edits: FLAG

PKGT_IPX

Field

BLKSECT17_BC_STRUCT.BLKSECT17_BC_1.PKGT_IPX

Description: Range edit flag

Form Pane Label:

SAS Name: PKGT_IPX

Tag Name:

Inherited Universe:

Universe:

Universe Description:

Question Text:

Type: String

Length: 2

- Don't Know
- Refuse
- Empty

- On Input
- On Output

Array:

Special Instructions: Note: See ERR1_PKGTRIPX for how to set this field.

Valid Values: A1 = Range edit failed
(ERR1 check was suppressed)

Blank = Range edit passed

Instrument SAS Name: PKGT_IPX

Destination Data Set: ETRB

Sponsor Field Type: C

Report Section: 17BC

Sponsor Edits: FLAG

Field

CMLO_ALX

BLKSECT17_BC_STRUCT.BLKSECT17_BC_1.CMLO_ALX

Description: Range edit flag

Form Pane Label:

SAS Name: CMLO_ALX

Tag Name:

Inherited Universe:

Universe:

Universe Description:

Question Text:

Type: String

Length: 2

- Don't Know
- Refuse
- Empty

- On Input
- On Output

Array:

Special Instructions: Note: See ERR1_CMLOCALX for how to set this field.

Valid Values: A1 = Range edit failed
(ERR1 check was suppressed)

Blank = Range edit passed

Instrument SAS Name: CMLO_ALX

Destination Data Set: ETRB

Sponsor Field Type: C

Report Section: 17BC

Sponsor Edits: FLAG

CMPL_NEX

Field

BLKSECT17_BC_STRUCT.BLKSECT17_BC_1.CMPL_NEX

Description: Range edit flag

Form Pane Label:

SAS Name: CMPL_NEX

Tag Name:

Inherited Universe:

Universe:

Universe Description:

Question Text:

Type: String

Length: 2

- Don't Know
- Refuse
- Empty

- On Input
- On Output

Array:

Special Instructions: Note: See ERR1_CMPLANEX for how to set this field.

Valid Values: A1 = Range edit failed
(ERR1 check was suppressed)

Blank = Range edit passed

Instrument SAS Name: CMPL_NEX

Destination Data Set: ETRB

Sponsor Field Type: C

Report Section: 17BC

Sponsor Edits: FLAG

Field

CMTR_INX
BLKSECT17_BC_STRUCT.BLKSECT17_BC_1.CMTR_INX

Description: Range edit flag

Form Pane Label:

SAS Name: CMTR_INX

Tag Name:

Inherited Universe:

Universe:

Universe Description:

Question Text:

Type: String
Length: 2

- Don't Know
- Refuse
- Empty

- On Input
- On Output

Array:

Special Instructions: Note: See ERR1_CMTRAINX for how to set this field.

Valid Values: A1 = Range edit failed
(ERR1 check was suppressed)

Blank = Range edit passed

Instrument SAS Name: CMTR_INX

Destination Data Set: ETRB

Sponsor Field Type: C

Report Section: 17BC

Sponsor Edits: FLAG

CMBUSX_

Field

BLKSECT17_BC_STRUCT.BLKSECT17_BC_1.CMBUSX_

Description: Range edit flag**Form Pane Label:****SAS Name:** CMBUSX_**Tag Name:****Inherited Universe:****Universe:****Universe Description:****Question Text:****Type:** String**Length:** 2 Don't Know Refuse Empty On Input On Output**Array:** **Special Instructions:** Note: See ERR1_CMBUSX for how to set this field.Valid Values: A1 = Range edit failed
(ERR1 check was suppressed)

Blank = Range edit passed

Instrument SAS Name: CMBUSX_**Destination Data Set:** ETRB**Sponsor Field Type:** C**Report Section:** 17BC**Sponsor Edits:** FLAG

Field

CMSHIPX_
BLKSECT17_BC_STRUCT.BLKSECT17_BC_1.CMSHIPX_

Description: Range edit flag

Form Pane Label:

SAS Name: CMSHIPX_

Tag Name:

Inherited Universe:

Universe:

Universe Description:

Question Text:

Type: String

Length: 2

- Don't Know
- Refuse
- Empty

- On Input
- On Output

Array:

Special Instructions: Note: See ERR1_CMSHIPX for how to set this field.

Valid Values: A1 = Range edit failed
(ERR1 check was suppressed)

Blank = Range edit passed

Instrument SAS Name: CMSHIPX_

Destination Data Set: ETRB

Sponsor Field Type: C

Report Section: 17BC

Sponsor Edits: FLAG

RTCARX_
BLKSECT17_BC_STRUCT.BLKSECT17_BC_1.RTCARX_

Field

Description: Range edit flag

Form Pane Label:

SAS Name: RTCARX_

Tag Name:

Inherited Universe:

Universe:

Universe Description:

Question Text:

Type: String

Length: 2

- Don't Know
- Refuse
- Empty

- On Input
- On Output

Array:

Special Instructions: Note: See ERR1_RTCARX for how to set this field.

Valid Values: A1 = Range edit failed
(ERR1 check was suppressed)

Blank = Range edit passed

Instrument SAS Name: RTCARX_

Destination Data Set: ETRB

Sponsor Field Type: C

Report Section: 17BC

Sponsor Edits: FLAG

Field

RTMO_EDX
BLKSECT17_BC_STRUCT.BLKSECT17_BC_1.RTMO_EDX

Description: Range edit flag

Form Pane Label:

SAS Name: RTMO_EDX

Tag Name:

Inherited Universe:

Universe:

Universe Description:

Question Text:

Type: String

Length: 2

- Don't Know
- Refuse
- Empty

- On Input
- On Output

Array:

Special Instructions: Note: See ERR1_RTMOPEDX for how to set this field.

Valid Values: A1 = Range edit failed
(ERR1 check was suppressed)

Blank = Range edit passed

Instrument SAS Name: RTMO_EDX

Destination Data Set: ETRB

Sponsor Field Type: C

Report Section: 17BC

Sponsor Edits: FLAG

RTPL_NEX

Field

BLKSECT17_BC_STRUCT.BLKSECT17_BC_1.RTPL_NEX

Description: Range edit flag

Form Pane Label:

SAS Name: RTPL_NEX

Tag Name:

Inherited Universe:

Universe:

Universe Description:

Question Text:

Type: String

Length: 2

- Don't Know
- Refuse
- Empty

- On Input
- On Output

Array:

Special Instructions: Note: See ERR1_RTPLANEX for how to set this field.

Valid Values: A1 = Range edit failed
(ERR1 check was suppressed)

Blank = Range edit passed

Instrument SAS Name: RTPL_NEX

Destination Data Set: ETRB

Sponsor Field Type: C

Report Section: 17BC

Sponsor Edits: FLAG

Field

RTBOATX_
BLKSECT17_BC_STRUCT.BLKSECT17_BC_1.RTBOATX_

Description: Range edit flag

Form Pane Label:

SAS Name: RTBOATX_

Tag Name:

Inherited Universe:

Universe:

Universe Description:

Question Text:

Type: String

Length: 2

- Don't Know
- Refuse
- Empty

- On Input
- On Output

Array:

Special Instructions: Note: See ERR1_RTBOATX for how to set this field.

Valid Values: A1 = Range edit failed
(ERR1 check was suppressed)

Blank = Range edit passed

Instrument SAS Name: RTBOATX_

Destination Data Set: ETRB

Sponsor Field Type: C

Report Section: 17BC

Sponsor Edits: FLAG

RTCAMPX_
BLKSECT17_BC_STRUCT.BLKSECT17_BC_1.RTCAMPX_

Field

Description: Range edit flag

Form Pane Label:

SAS Name: RTCAMPX_

Tag Name:

Inherited Universe:

Universe:

Universe Description:

Question Text:

Type: String

Length: 2

- Don't Know
- Refuse
- Empty

- On Input
- On Output

Array:

Special Instructions: Note: See ERR1_RTCAMPX for how to set this field

Valid Values: A1 = Range edit failed
(ERR1 check was suppressed)

Blank = Range edit passed

Instrument SAS Name: RTCAMPX_

Destination Data Set: ETRB

Sponsor Field Type: C

Report Section: 17BC

Sponsor Edits: FLAG

Field

RTOT_ERX
BLKSECT17_BC_STRUCT.BLKSECT17_BC_1.RTOT_ERX

Description: Range edit flag

Form Pane Label:

SAS Name: RTOT_ERX

Tag Name:

Inherited Universe:

Universe:

Universe Description:

Question Text:

Type: String

Length: 2

Don't Know

Refuse

Empty

On Input

On Output

Array:

Special Instructions: Note: See ERR1_RTOTHERX for how to set this field

Valid Values: A1 = Range edit failed
(ERR1 check was suppressed)

Blank = Range edit passed

Instrument SAS Name: RTOT_ERX

Destination Data Set: ETRB

Sponsor Field Type: C

Report Section: 17BC

Sponsor Edits: FLAG

GASOILX_

Field

BLKSECT17_BC_STRUCT.BLKSECT17_BC_1.GASOILX_

Description: Range edit flag**Form Pane Label:****SAS Name:** GASOILX_**Tag Name:****Inherited Universe:****Universe:****Universe Description:****Question Text:****Type:** String**Length:** 2 Don't Know Refuse Empty On Input On Output**Array:** **Special Instructions:** Note: See ERR1_GASOILX for how to set this fieldValid Values: A1 = Range edit failed
(ERR1 check was suppressed)

Blank = Range edit passed

Instrument SAS Name: GASOILX_**Destination Data Set:** ETRB**Sponsor Field Type:** C**Report Section:** 17BC**Sponsor Edits:** FLAG

Field

TRPT_LLX
BLKSECT17_BC_STRUCT.BLKSECT17_BC_1.TRPT_LLX

Description: Range edit flag

Form Pane Label:

SAS Name: TRPT_LLX

Tag Name:

Inherited Universe:

Universe:

Universe Description:

Question Text:

Type: String

Length: 2

- Don't Know
- Refuse
- Empty

- On Input
- On Output

Array:

Special Instructions: Note: See ERR1_TRPTOLLX for how to set this field

Valid Values: A1 = Range edit failed
(ERR1 check was suppressed)

Blank = Range edit passed

Instrument SAS Name: TRPT_LLX

Destination Data Set: ETRB

Sponsor Field Type: C

Report Section: 17BC

Sponsor Edits: FLAG

PARK_NGX

Field

BLKSECT17_BC_STRUCT.BLKSECT17_BC_1.PARK_NGX

Description: Range edit flag

Form Pane Label:

SAS Name: PARK_NGX

Tag Name:

Inherited Universe:

Universe:

Universe Description:

Question Text:

Type: String

Length: 2

- Don't Know
- Refuse
- Empty

- On Input
- On Output

Array:

Special Instructions: Note: See ERR1_PARKINGX for how to set this field

Valid Values: A1 = Range edit failed
(ERR1 check was suppressed)

Blank = Range edit passed

Instrument SAS Name: PARK_NGX

Destination Data Set: ETRB

Sponsor Field Type: C

Report Section: 17BC

Sponsor Edits: FLAG

Field

TRIPDSTN
BLKSECT17_BC_STRUCT.BLKSECT17_BC_1.TRIPDSTN

Description: Trip's State or country code

Form Pane Label:

SAS Name: TRIPDSTN

Tag Name:

Inherited Universe:

Universe:

Universe Description:

Question Text:

Type: String

Length: 2

- Don't Know
- Refuse
- Empty

- On Input
- On Output

Array:

Special Instructions: NOTE: See NUMNIGHT and DESTCODE for how to set this field.

Instrument SAS Name: TRIPDSTN

Destination Data Set: ETRB

Sponsor Field Type: C

Report Section: 17BC

BLKSECT17_BC_2

Block

BLKSECT17_BC_STRUCT.BLKSECT17_BC_2

Description: Block for fields LODGING - TRMISCX

Tab Name:

Fly Over Name:

Universe Type: If

Inherited Universe:

Universe: Sect17_BC_1.NUMNIGHT <> 888

Universe Description: Non-deleted trip

Array:

Block Instructions:

Field

TRIPNUM

BLKSECT17_BC_STRUCT.BLKSECT17_BC_2.TRIPNUM

Description: Trip Number (SHOW ONLY)

Form Pane Label: Trip Number

SAS Name:

Tag Name:

Inherited Universe:

Universe:

Universe Description:

Question Text: ** SHOW ONLY **

Type: String

Length: 2

- Don't Know
- Refuse
- Empty

- On Input
- On Output

Store Instructions: Store TRIPIDBC in TRIPNUM

Array:

Report Section: 17BC

TRIPPLACE

Field

BLKSECT17_BC_STRUCT.BLKSECT17_BC_2.TRIPPLACE

Description: Trip Destination (SHOW ONLY)

Form Pane Label: Trip Place

SAS Name:

Tag Name:

Inherited Universe:

Universe:

Universe Description:

Question Text: ** SHOW ONLY **

Type: String

Length: 30

- Don't Know
- Refuse
- Empty

- On Input
- On Output

Store Instructions: Store BSECT17.TBLSECT17A_2.BLKROW.TRIPPLAC in TRIPPLACE

Array:

Report Section: 17BC

Field

LODGING

BLKSECT17_BC_STRUCT.BLKSECT17_BC_2.LODGING

Description: Spend anything for hotels, motels or other lodging

Form Pane Label: Any lodging?

SAS Name: LODGING

Tag Name: LODGING

Inherited Universe:

Universe:

Universe Description:

Question Text: Did ^YOU_ANYMEM spend anything for hotels, cottages, trailer camps, or other lodging ^FillNotCounting?
^FillVacationClubs

Fills: YOU_ANYMEM

Instructions: IF NUMHOUSE = 1 then fill "you"
ELSE fill "you or any members of your household"

Fills: FillNotCounting

Instructions: IF BSECT17.BLKSECT17_BC_STRUCT.BLKSECT17_BC_1.LODGDEAL = Yes {1} then fill "not counting what the package deal covered"

Fills: FillVacationClubs

Instructions: IF BSECTION16.BTABLEA.BROW. VacationFlag = 1 (vacation clubs from section 16), fill "Do not include expenses previously reported for vacation clubs."
Else leave blank

Type: Enumerated

Length: 1

Answer List: TYesNo

Value:	Mnemonic:	Description:
1	Yes	Yes
2	No	No

- Don't Know
- Refuse

Empty

On Input
 On Output

Array:

Special Instructions: Pre-fill the TRIPNUM field with TRIPIDBC and TRIPPLACE field with TRPPLACE.

Skip Instructions: 1: Goto LDGCOSTX

2,DK,RF: Goto TRPFOOD

Instrument SAS Name: LODGING

Destination Data Set: ETRB

Sponsor Field Type: C

Report Section: 17BC

Field

LDGCOSTX

BLKSECT17_BC_STRUCT.BLKSECT17_BC_2.LDGCOSTX

Description: How much spent for other lodging, including taxes and tips

Form Pane Label: Lodging \$

SAS Name: LDGCOSTX

Tag Name: LDGCOSTX

Inherited Universe:

Universe: LODGING = Yes {1}

Universe Description: Yes, had expenses for hotels/motels/cottages/trailer campers/other lodging on this trip

Help Screen: H_PKGTRIPX

Question Text: ? [F1]

^FillLdgcostx

Fills: FillLdgcostx

Instructions: IF flganyboth = 2 then fill "What was the cost, including taxes and tips?"
ELSE fill "What costs for lodging, including taxes and tips, won't be reimbursed?"

Type: Integer

Length: 9

Min: 0

Max: 99999999

Don't Know

Refuse

Empty

On Input

On Output

Store Instructions: IF LDGCOSTX is in range or NONRESPONSE THEN set LDGC_STX = EMPTY

Array:

Special Instructions: Display a \$ and comma in the entry field

Skip Instructions: IF LDGCOSTX < 5 or LDGCOSTX > 7999 then goto ERR1_LDGCOSTX

ELSEIF (RT10.POPGRP = 13, 14 or 19) then goto HOTEL

ELSE goto TRPFOOD

Instrument SAS Name: LDGCOSTX

Destination Data Set: ETRB

Sponsor Field Type: N

Report Section: 17BC

Check

ERR1_LDGCOSTX

BLKSECT17_BC_STRUCT.BLKSECT17_BC_2.ERR1_LDGCOSTX

Description: Out of Range Check

Inherited Universe:

Universe: (LDGCOSTX < 5 OR LDGCOSTX > 7999) AND LDGCOSTX = RESPONSE

Universe Description: Lodging costs are out of range

Text: * THE VALUE ENTERED IS UNUSUALLY HIGH OR LOW

PLEASE VERIFY AND IF CORRECT, ENTER ITEM LEVEL NOTE

Check Instructions: IF suppressed then set LDGC_STX = 'A1'

Type: Soft

Skip Instructions: Suppress: IF (RT10.POPGRP = 13, 14 or 19) then goto HOTEL
ELSE goto TRPFOOD

All others, go back to LDGCOSTX

HOTEL

Field

BLKSECT17_BC_STRUCT.BLKSECT17_BC_2.HOTEL

Description: Hotel name

Form Pane Label: Hotel

SAS Name: HOTEL

Tag Name: HOTEL

Inherited Universe:

Universe: LODGING = Yes {1} AND (VAL(Rt10.POPGRP) = 13 or VAL(Rt10.POPGRP) = 14 or VAL(Rt10.POPGRP) = 19)

Universe Description:

Question Text: What is the name of the hotel or place that you stayed?

✦ [Enter name](#)

Type: String

Length: 45

- Don't Know
- Refuse
- Empty

- On Input
- On Output

Array:

Skip Instructions: ENTRY: Goto HOTLOC

DK,RF: Goto TRPFOOD

Instrument SAS Name: HOTEL

Destination Data Set: ETRB

Sponsor Field Type: C

Report Section: 17BC

Date Implemented (YYYY-MM-DD): July 2018

Field

HOTLOC
BLKSECT17_BC_STRUCT.BLKSECT17_BC_2.HOTLOC

Description: Hotel location - City

Form Pane Label: Location - City

SAS Name: HOTLOC

Tag Name: HOTLOC

Inherited Universe:

Universe: HOTEL = RESPONSE

Universe Description:

Question Text: In what city did you stay?

Type: String

Length: 45

Don't Know

Refuse

Empty

On Input

On Output

Array:

Skip Instructions: Goto HOTLOCST

Instrument SAS Name: HOTLOC

Destination Data Set: ETRB

Sponsor Field Type: C

Report Section: 17BC

Date Implemented (YYYY-MM-DD): July 2018

HOTLOCST

Field

BLKSECT17_BC_STRUCT.BLKSECT17_BC_2.HOTLOCST

Description: Hotel location - State

Form Pane Label: State

SAS Name: HOTLOCST

Tag Name: HOTLOCST

Inherited Universe:

Universe: HOTEL = RESPONSE

Universe Description:

Help Screen: H_DESTCODE

Question Text: ? [F1]

In what state did you stay?

◆ Enter the two character state abbreviation or "XX" for foreign country

Type: String

Length: 2

- Don't Know
 Refuse
 Empty

- On Input
 On Output

Array:

Special Instructions: Use answer type TState - STRING[2], display width 4

Skip Instructions: IF entry is not a valid state abbreviation then
goto CK_HOTLOCST

ELSEIF entry = XX then goto HOTLOCCT

ELSE goto HOTRSRV

Instrument SAS Name: HOTLOCST

Destination Data Set: ETRB

Sponsor Field Type: C

Report Section: 17BC

Date Implemented (YYYY-MM-DD): July 2018

CK_HOTLOCST

Check

BLKSECT17_BC_STRUCT.BLKSECT17_BC_2.CK_HOTLOCST

Description: Not a valid state abbreviation

Inherited Universe:

Universe: (HOTLOCST is not a valid state abbreviation) AND HOTLOCST = RESPONSE

Universe Description: State abbreviation entered is not valid

Text: [✦ Not a valid state abbreviation](#)

Check Instructions:

Type: Hard

Skip Instructions: Go back to HOTLOCST

Field

HOTLOCCT
BLKSECT17_BC_STRUCT.BLKSECT17_BC_2.HOTLOCCT

Description: Hotel location - Country

Form Pane Label: Location - Country

SAS Name: HOTLOCCT

Tag Name: HOTLOCCT

Inherited Universe:

Universe: UPPERCASE(HOTLOCST) = 'XX'

Universe Description:

Question Text: In what country did you stay?

✦ [Enter country name](#)

Type: String

Length: 45

Don't Know

Refuse

Empty

On Input

On Output

Array:

Skip Instructions: Goto HOTRSRV

Instrument SAS Name: HOTLOCCT

Destination Data Set: ETRB

Sponsor Field Type: C

Report Section: 17BC

Date Implemented (YYYY-MM-DD): April 2023

HOTRSRV

Field

BLKSECT17_BC_STRUCT.BLKSECT17_BC_2.HOTRSRV

Description: Reserved with hotel or third party

Form Pane Label: Direct

SAS Name: HOTRSRV

Tag Name: HOTRSRV

Inherited Universe:

Universe: HOTEL = RESPONSE

Universe Description:

Question Text: Was the reservation made directly with ^HOTEL_fill or through a third party?

Fills: HOTEL_fill

Instructions: Fill entry in HOTEL

Type: Enumerated

Length: 1

Answer List: TDirectThird

Value:	Mnemonic:	Description:
1	Direct	Direct
2	Third	Third Party

- Don't Know
- Refuse
- Empty

- On Input
- On Output

Array:

Skip Instructions: 1,DK,RF: Goto HOTPURCH

2: Goto HOTRVCOM

Instrument SAS Name: HOTRSRV

Destination Data Set: ETRB

Sponsor Field Type: C

Report Section: 17BC

Date Implemented (YYYY-MM-DD): July 2018

HOTRVCOM

Field

BLKSECT17_BC_STRUCT.BLKSECT17_BC_2.HOTRVCOM

Description: Company name

Form Pane Label: Resv. Company

SAS Name: HOTRVCOM

Tag Name: HOTRVCOM

Inherited Universe:

Universe: HOTRSRV = Third {2}

Universe Description:

Question Text: What is the name of the company you used to make your reservation?

✦ Enter store, website, or company name

Type: String

Length: 45

Don't Know

Refuse

Empty

On Input

On Output

Array:

Skip Instructions: Goto HOTPURCH

Instrument SAS Name: HOTRVCOM

Destination Data Set: ETRB

Sponsor Field Type: C

Report Section: 17BC

Date Implemented (YYYY-MM-DD): July 2018

Field

HOTPURCH

BLKSECT17_BC_STRUCT.BLKSECT17_BC_2.HOTPURCH

Description: Reservation Online or in person

Form Pane Label: Online

SAS Name: HOTPURCH

Tag Name: HOTPURCH

Inherited Universe:

Universe: HOTEL = RESPONSE

Universe Description:

Question Text: Was the reservation made -

Type: Enumerated

Length: 1

Answer List: TOnline

Value:	Mnemonic:	Description:
1	Online	Online?
2	InPerson	In person?
3	MailTel	By mail or telephone order?
4	Other	Other

- Don't Know
- Refuse
- Empty

- On Input
- On Output

Array:

Special Instructions: Answer list descriptions for options 1-3 should be bold black

Skip Instructions: 1,3,4,DK,RF: Goto TRPFOOD

2: IF HOTRSRV = 2 then goto HOTRVLOC
ELSE goto TRPFOOD

Instrument SAS Name: HOTPURCH

Destination Data Set: ETRB

Sponsor Field Type: C

Report Section: 17BC

Date Implemented (YYYY-MM-DD): July 2018

Field

HOTRVLOC
BLKSECT17_BC_STRUCT.BLKSECT17_BC_2.HOTRVLOC

Description: Company location - Clty

Form Pane Label: Location - City

SAS Name: HOTRVLOC

Tag Name: HOTRVLOC

Inherited Universe:

Universe: HOTPURCH = InPerson {2} AND HOTRSRV = Third {2}

Universe Description:

Question Text: In what city is ^HOTRVCOM_fill located?

Fills: HOTRVCOM_fill

Instructions: IF HOTRVCOM = NONRESPONSE then fill "the company"
ELSE fill entry in HOTRVCOM

Type: String

Length: 45

Don't Know
 Refuse
 Empty

On Input
 On Output

Array:

Skip Instructions: Goto HTRVLCST

Instrument SAS Name: HOTRVLOC

Destination Data Set: ETRB

Sponsor Field Type: C

Report Section: 17BC

Date Implemented (YYYY-MM-DD): July 2018

HTRVLCST

Field

BLKSECT17_BC_STRUCT.BLKSECT17_BC_2.HTRVLCST

Description: Company location - State

Form Pane Label: State

SAS Name: HTRVLCST

Tag Name: HTRVLCST

Inherited Universe:

Universe: HOTPURCH = InPerson {2} AND HOTRSRV = Third {2}

Universe Description:

Help Screen: H_DESTCODE

Question Text: ? [F1]

In what state is ^HOTRVCOM_fill located?

✦ [Enter the two character state abbreviation](#)

Fills: HOTRVCOM_fill

Instructions: IF HOTRVCOM = NONRESPONSE then fill "the company"
ELSE fill entry in HOTRVCOM

Type: String

Length: 2

Don't Know
 Refuse
 Empty

On Input
 On Output

Array:

Special Instructions: Use answer type TState - STRING[2], display width 4

Skip Instructions: IF entry is not a valid state abbreviation then
goto CK_HTRVLCST

ELSE goto TRPFOOD

Instrument SAS Name: HTRVLCST

Destination Data Set: ETRB

Sponsor Field Type: C

Report Section: 17BC

Date Implemented (YYYY-MM-DD): July 2018

CK_HTRVLCST

Check

BLKSECT17_BC_STRUCT.BLKSECT17_BC_2.CK_HTRVLCST

Description: Not a valid state abbreviation

Inherited Universe:

Universe: (HTRVLCST is not a valid state abbreviation) AND HTRVLCST = RESPONSE

Universe Description: State abbreviation entered is not valid

Text: [✦ Not a valid state abbreviation](#)

Check Instructions:

Type: Hard

Skip Instructions: Go back to HTRVLCST

Field

TRPFOOD
BLKSECT17_BC_STRUCT.BLKSECT17_BC_2.TRPFOOD

Description: Spend anything for meals, snacks or drinks at eating places

Form Pane Label: Any food?

SAS Name: TRPFOOD

Tag Name: TRPFOOD

Inherited Universe:

Universe:

Universe Description: All non-deleted trips

Question Text: Did ^YOU_ANYMEM spend anything for meals, snacks, or drinks at restaurants, bars, or fast food places ^NotCountingTrpFood?

Fills: YOU_ANYMEM

Instructions: IF NUMHOUSE = 1 then fill "you"
ELSE fill "you or any members of your household"

Fills: NotCountingTrpFood

Instructions: If BSECT17.BLKSECT17_BC_STRUCT.BLKSECT17_BC_1.FOODDEAL = Yes {1} then fill "not counting what the package deal covered"

Type: Enumerated

Length: 1

Answer List: TYesNo

Value:	Mnemonic:	Description:
1	Yes	Yes
2	No	No

- Don't Know
- Refuse
- Empty

- On Input
- On Output

Array:

Skip Instructions: 1: Goto TRPFOODX

2,DK,RF: Goto ANYGROC

Instrument SAS Name: TRPFOOD

Destination Data Set: ETRB

Sponsor Field Type: C

Report Section: 17BC

Field

TRPFOODX

BLKSECT17_BC_STRUCT.BLKSECT17_BC_2.TRPFOODX

Description: How much spent for meals at eating places, including taxes and tips

Form Pane Label: Food \$

SAS Name: TRPFOODX

Tag Name: TRPFOODX

Inherited Universe:

Universe: TRPFOOD = Yes {1}

Universe Description: Yes, had expenses for meals at restaurants

Question Text: ^FillTrpFoodx

Fills: FillTrpFoodx

Instructions: IF flganyboth = 2 then fill "What was the cost, including taxes and tips?"
ELSE fill "What costs for these things won't be reimbursed?"

Type: Integer

Length: 7

Min: 0

Max: 999999

- Don't Know
- Refuse
- Empty

- On Input
- On Output

Store Instructions: IF TRPFOODX is in range or NONRESPONSE THEN set TRPF_ODX = EMPTY

Array:

Special Instructions: Display a \$ and comma in the entry field

Skip Instructions: IF TRPFOODX = DK or RF then goto TRPALCIN

ELSEIF NUMNIGHT = DK OR RF AND TRPFOODX > 1999 then goto
ERR1_TRPFOODX

ELSEIF (TRPFOODX/NUMNIGHT) > 667 then goto ERR1_TRPFOODX

ELSE goto TRPALCIN

Instrument SAS Name: TRPFOODX

Destination Data Set: ETRB

Sponsor Field Type: N

Report Section: 17BC

Check

ERR1_TRPFOODX

BLKSECT17_BC_STRUCT.BLKSECT17_BC_2.ERR1_TRPFOODX

Description: Out of Range Check

Inherited Universe:

Universe: TRPFOODX = RESPONSE AND
((NUMNIGHT = NONRESPONSE and TRPFOODX > 1999) OR
(NUMNIGHT = RESPONSE and (TRPFOODX/NUMNIGHT) > 667))

Universe Description: Average daily cost of meals at restaurants is out of range, when number of nights is known. If number of nights is not known/refused, the total cost is out of range

Text: ♦ THE VALUE ENTERED IS UNUSUALLY HIGH OR LOW

PLEASE VERIFY AND IF CORRECT, ENTER ITEM LEVEL NOTE

Check Instructions: IF suppressed then set TRPF_ODX = 'A1'

Type: Soft

Skip Instructions: Suppress: Goto TRPLACIN

All others, go back to TRPFOODX

TRPALCIN

Field

BLKSECT17_BC_STRUCT.BLKSECT17_BC_2.TRPALCIN

Description: Was any of the TRPFOODX for alcoholic beverages

Form Pane Label: Any alcohol incl.?

SAS Name: TRPALCIN

Tag Name: TRPALCIN

Inherited Universe:

Universe: TRPFOODX = RESPONSE OR TRPFOODX = NONRESPONSE

Universe Description:

Question Text: Was any of the ^FillTrpalcin for alcoholic beverages?

Fills: FillTrpalcin

Instructions: IF TRPFOODX = NONRESPONSE then fill "amount"
ELSE fill '\$' and entry in TRPFOODX

Type: Enumerated

Length: 1

Answer List: TYesNo

Value:	Mnemonic:	Description:
1	Yes	Yes
2	No	No

Don't Know

Refuse

Empty

On Input

On Output

Array:

Skip Instructions: 1: Goto TRPALCHX

2,DK,RF: Goto ANYGROC

Instrument SAS Name: TRPALCIN

Destination Data Set: ETRB

Sponsor Field Type: C

Report Section: 17BC

TRPALCHX

Field

BLKSECT17_BC_STRUCT.BLKSECT17_BC_2.TRPALCHX

Description: How much spent for alcoholic beverages, including taxes and tips

Form Pane Label: Alcohol \$

SAS Name: TRPALCHX

Tag Name: TRPALCHX

Inherited Universe:

Universe: TRPALCIN = Yes {1}

Universe Description: Yes some cost for meals at restaurants was for alcohol

Question Text: ^FillTrpalchx

Fills: FillTrpalchx

Instructions: IF flganyboth = 2 then fill "What was the cost for alcoholic beverages, including taxes and tips?"

ELSE fill "What costs for alcoholic beverages, including taxes and tips, won't be reimbursed?"

Type: Integer

Length: 7

Min: 0

Max: 999999

Don't Know

Refuse

Empty

On Input

On Output

Store Instructions: IF TRPALCHX is in range or NONRESPONSE THEN set TRPA_CHX = EMPTY

Array:

Special Instructions: Display a \$ and comma in the entry field

Skip Instructions: IF TRPALCHX > 999 then goto ERR1_TRPALCHX

ELSE goto ANYGROC

Instrument SAS Name: TRPALCHX

Destination Data Set: ETRB

Sponsor Field Type: N

Report Section: 17BC

ERR1_TRPALCHX

Check

BLKSECT17_BC_STRUCT.BLKSECT17_BC_2.ERR1_TRPALCHX

Description: Out of Range Check

Inherited Universe:

Universe: TRPALCHX > 999 AND TRPALCHX = RESPONSE

Universe Description: Alcohol expense is out of range

Text: * THE VALUE ENTERED IS UNUSUALLY HIGH OR LOW

PLEASE VERIFY AND IF CORRECT, ENTER ITEM LEVEL NOTE

Check Instructions: IF suppressed then set TRPA_CHX = 'A1'

Type: Soft

Skip Instructions: Suppress: Goto ANYGROC

All others, go back to TRPALCHX

Field

ANYGROC
BLKSECT17_BC_STRUCT.BLKSECT17_BC_2.ANYGROC

Description: Spend anything for food/bevs at grocery stores, liquor stores, etc.

Form Pane Label: Any groc?

SAS Name: ANYGROC

Tag Name: ANYGROC

Inherited Universe:

Universe: TRPFOOD = No {2} OR TRPFOOD = NONRESPONSE OR TRPALCIN = No {2} OR TRPALCIN = NONRESPONSE OR TRPALCHX = RESPONSE OR TRPALCHX = NONRESPONSE

Universe Description: All non-deleted trips

Question Text: Did ^YOU_ANYMEM spend anything for food or beverages at grocery stores, convenience stores, or liquor stores on this trip?

Fills: YOU_ANYMEM

Instructions: IF NUMHOUSE = 1 then fill "you"
ELSE fill "you or any members of your household"

Type: Enumerated

Length: 1

Answer List: TYesNo

Value:	Mnemonic:	Description:
1	Yes	Yes
2	No	No

Don't Know
 Refuse
 Empty

On Input
 On Output

Array:

Skip Instructions: 1: Goto TRPGROCX

2,DK,RF: Goto ANYSPEQP

Instrument SAS Name: ANYGROC

Destination Data Set: ETRB

Sponsor Field Type: C

Report Section: 17BC

Field

TRPGROCX

BLKSECT17_BC_STRUCT.BLKSECT17_BC_2.TRPGROCX

Description: How much spent for food/bevs at grocery stores and other stores, including taxes

Form Pane Label: Groc \$

SAS Name: TRPGROCX

Tag Name: TRPGROCX

Inherited Universe:

Universe: ANYGROC = Yes {1}

Universe Description: Yes, had expenses for food/beverages purchased at a grocery store on this trip

Question Text: ^FillTrpgrocx

Fills: FillTrpgrocx

Instructions: IF flganyboth = 2 then fill "What were the expenses, including taxes?"
ELSE fill "What costs, including taxes, won't be reimbursed?"

Type: Integer

Length: 9

Min: 0

Max: 99999999

- Don't Know
- Refuse
- Empty

- On Input
- On Output

Store Instructions: IF TRPGROCX is in range or NONRESPONSE THEN set TRPG_OCX = EMPTY

Array:

Special Instructions: Display a \$ and comma in the entry field

Skip Instructions: IF TRPGROCX > 999 then goto ERR1_TRPGROCX

ELSE goto ANYALC

Instrument SAS Name: TRPGROCX

Destination Data Set: ETRB

Sponsor Field Type: N

Report Section: 17BC

Check

ERR1_TRPGROCX

BLKSECT17_BC_STRUCT.BLKSECT17_BC_2.ERR1_TRPGROCX

Description: Out of Range Check

Inherited Universe:

Universe: TRPGROCX > 999 AND TRPGROCX = RESPONSE

Universe Description: Amount spent on food/beverages from grocery stores is out of range

Text: * THE VALUE ENTERED IS UNUSUALLY HIGH OR LOW

PLEASE VERIFY AND IF CORRECT, ENTER ITEM LEVEL NOTE

Check Instructions: IF suppressed then set TRPG_OCX = 'A1'

Type: Soft

Skip Instructions: Suppress: Goto ANYALC

All others, go back to TRPGROCX

ANYALC

Field

BLKSECT17_BC_STRUCT.BLKSECT17_BC_2.ANYALC

Description: Was any of the TRPGROCX for alcoholic beverages

Form Pane Label: Any alcohol incl.?

SAS Name: ANYALC

Tag Name: ANYALC

Inherited Universe:

Universe: TRPGROCX = RESPONSE

Universe Description: Expense entered for food/beverage purchases at grocery stores

Question Text: Was any of the ^FillAnyalc for alcoholic beverages?

Fills: FillAnyalc

Instructions: IF TRPGROCX = NONRESPONSE then fill "amount"
ELSE fill "\$" and entry in TRPGROCX

Type: Enumerated

Length: 1

Answer List: TYesNo

Value:	Mnemonic:	Description:
1	Yes	Yes
2	No	No

Don't Know

Refuse

Empty

On Input

On Output

Array:

Skip Instructions: 1: Goto TRPALCGX

2,DK,RF: Goto ANYSPEQP

Instrument SAS Name: ANYALC

Destination Data Set: ETRB

Sponsor Field Type: C

Report Section: 17BC

TRPALCGX

Field

BLKSECT17_BC_STRUCT.BLKSECT17_BC_2.TRPALCGX

Description: How much spent for alcoholic beverages, including taxes

Form Pane Label: Alcohol \$

SAS Name: TRPALCGX

Tag Name: TRPALCGX

Inherited Universe:

Universe: ANYALC = Yes {1}

Universe Description: Yes, some of the expense for food/beverage at grocery stores was for alcohol

Question Text: ^FillTrpalcgx

Fills: FillTrpalcgx

Instructions: IF flganyboth = 2 then fill "What was the cost for alcoholic beverages, including taxes?"

ELSE fill "What costs for alcoholic beverages, including taxes, won't be reimbursed?"

Type: Integer

Length: 9

Min: 0

Max: 99999999

Don't Know

Refuse

Empty

On Input

On Output

Store Instructions: IF TRPALCGX is in range or NONRESPONSE THEN set TRPA_CGX = EMPTY

Array:

Special Instructions: Display a \$ and comma in the entry field

Skip Instructions: IF TRPALCGX > 399 then goto ERR1_TRPALCGX

ELSE goto ANYSPEQP

Instrument SAS Name: TRPALCGX

Destination Data Set: ETRB

Sponsor Field Type: N

Report Section: 17BC

ERR1_TRPALCGX

Check

BLKSECT17_BC_STRUCT.BLKSECT17_BC_2.ERR1_TRPALCGX

Description: Out of Range Check

Inherited Universe:

Universe: TRPALCGX > 399 AND TRPALCGX = RESPONSE

Universe Description: Amount spent on alcohol at grocery stores is out of range

Text: * THE VALUE ENTERED IS UNUSUALLY HIGH OR LOW

PLEASE VERIFY AND IF CORRECT, ENTER ITEM LEVEL NOTE

Check Instructions: IF suppressed then set TRPA_CGX = 'A1'

Type: Soft

Skip Instructions: Suppress: Goto ANYSPEQP

All others, go back to TRPALCGX

Field

ANYSPEQP

BLKSECT17_BC_STRUCT.BLKSECT17_BC_2.ANYSPEQP

Description: Any expenses for rental of sports eqpt

Form Pane Label: Any sports equip.?

SAS Name: ANYSPEQP

Tag Name: ANYSPEQP

Inherited Universe:

Universe:

Universe Description: All non-deleted trips

Help Screen: H_ANYSPEQP

Question Text:  40 ? [F1]

**Did ^YOU_ANYMEM pay any fees to play sports, exercise, or rent any sports equipment
^NotCountingAnySpeqp?**

Fills: YOU_ANYMEM

Instructions: IF NUMHOUSE = 1 then fill "you"
ELSE fill "you or any members of your household"

Fills: NotCountingAnySpeqp

Instructions: If PKGTRP = Yes {1} then fill "not counting what the package deal covered"

Type: Enumerated

Length: 1

Answer List: TYesNo

Value:	Mnemonic:	Description:
1	Yes	Yes
2	No	No

- Don't Know
- Refuse
- Empty

- On Input
- On Output

Array:

Skip Instructions: 1: Goto TRPSPRTX

2,DK,RF: Goto ANYENTER

Instrument SAS Name: ANYSPEQP

Destination Data Set: ETRB

Sponsor Field Type: C

Report Section: 17BC

Field

TRPSPRTX

BLKSECT17_BC_STRUCT.BLKSECT17_BC_2.TRPSPRTX

Description: How much spent for rental of sports eqpt

Form Pane Label: Sports equip \$

SAS Name: TRPSPRTX

Tag Name: TRPSPRTX

Inherited Universe:

Universe: ANYSPEQP = Yes {1}

Universe Description: Yes, had expenses or fees for playing sports or for rental of sports equipment

Question Text: ^FillTrpsprtx

Fills: FillTrpsprtx

Instructions: IF flganyboth = 2 then fill "How much did ^YOU_ANYMEM pay?"
ELSE fill "What costs for playing sports or renting sports equipment won't be reimbursed?"

Fills: YOU_ANYMEM

Instructions: IF NUMHOUSE = 1 then fill "you"
ELSE fill "you or any members of your household"

Type: Integer

Length: 9

Min: 0

Max: 99999999

Don't Know

Refuse

Empty

On Input

On Output

Store Instructions: IF TRPALCGX is in range or NONRESPONSE THEN set TRPA_CGX = EMPTY

Array:

Special Instructions: Display a \$ and comma in the entry field

Skip Instructions: IF TRPSPRTX > 1199 then goto ERR1_TRPSPRTX

ELSE goto ANYENTER

Instrument SAS Name: TRPSPRTX

Destination Data Set: ETRB

Sponsor Field Type: N

Report Section: 17BC

Check

ERR1_TRPSPRTX
BLKSECT17_BC_STRUCT.BLKSECT17_BC_2.ERR1_TRPSPRTX

Description: Out of Range Check

Inherited Universe:

Universe: TRPSPRTX > 1199 AND TRPSPRTX = RESPONSE

Universe Description: Cost for renting sports equipment or fees for playing sports is out of range

Text: * THE VALUE ENTERED IS UNUSUALLY HIGH OR LOW

PLEASE VERIFY AND IF CORRECT, ENTER ITEM LEVEL NOTE

Check Instructions: IF suppressed then set TRPS_RTX = 'A1'

Type: Soft

Skip Instructions: Suppress: Goto ANYENTER

All others, go back to TRPSPRTX

ANYENTER

Field

BLKSECT17_BC_STRUCT.BLKSECT17_BC_2.ANYENTER

Description: Spend anything for entertainment or admissions

Form Pane Label: Any entertainment?

SAS Name: ANYENTER

Tag Name: ANYENTER

Inherited Universe:

Universe:

Universe Description: All non-deleted trips

Help Screen: H_ANYENTER

Question Text:  40 ? [F1]

Did ^YOU_ANYMEM spend anything on this trip for entertainment or admissions ^NotCountingAnyenter?

Fills: YOU_ANYMEM

Instructions: IF NUMHOUSE = 1 then fill "you"
ELSE fill "you or any members of your household"

Fills: NotCountingAnyenter

Instructions: If PKGTRP = Yes {1} then fill "not counting what the package deal covered"

Type: Enumerated

Length: 1

Answer List: TYesNo

Value:	Mnemonic:	Description:
1	Yes	Yes
2	No	No

- Don't Know
- Refuse
- Empty

- On Input
- On Output

Array:

Skip Instructions: 1: Goto TRPETRTX

2,DK,RF: Exit block and goto BlkSection17_BC_3.CHKTCOMB

Instrument SAS Name: ANYENTER

Destination Data Set: ETRB

Sponsor Field Type: C

Report Section: 17BC

TRPETRTX

Field

BLKSECT17_BC_STRUCT.BLKSECT17_BC_2.TRPETRTX

Description: How much spent for entertainment or admissions

Form Pane Label: Entertainment \$

SAS Name: TRPETRTX

Tag Name: TRPETRTX

Inherited Universe:

Universe: ANYENTER = Yes {1}

Universe Description: Yes, spent on entertainment or admissions

Question Text: ^FillTrpetrtx

Fills: FillTrpetrtx

Instructions: IF flganyboth = 2 then fill "How much did ^YOU_ANYMEM spend?"
ELSE fill "What costs for entertainment and admissions won't be reimbursed?"

Fills: YOU_ANYMEM

Instructions: IF NUMHOUSE = 1 then fill "you"
ELSE fill "you or any members of your household"

Type: Integer

Length: 7

Min: 0

Max: 999999

Don't Know

Refuse

Empty

On Input

On Output

Store Instructions: IF TRPSPRTX is in range or NONRESPONSE THEN set TRPS_RTX = EMPTY

Array:

Special Instructions: Display a \$ and comma in the entry field

Skip Instructions: IF TRPETRTX > 2999 then goto ERR1_TRPETRTX

ELSE exit block and goto BlkSection17_BC_3.CHKTCOMB

Instrument SAS Name: TRPETRTX

Destination Data Set: ETRB

Sponsor Field Type: N

Report Section: 17BC

ERR1_TRPETRTX

Check

BLKSECT17_BC_STRUCT.BLKSECT17_BC_2.ERR1_TRPETRTX

Description: Out of Range Check

Inherited Universe:

Universe: TRPETRTX > 2999 AND TRPETRTX = RESPONSE

Universe Description: Amount spent on entertainment/admissions is out of range

Text: * THE VALUE ENTERED IS UNUSUALLY HIGH OR LOW

PLEASE VERIFY AND IF CORRECT, ENTER ITEM LEVEL NOTE

Check Instructions: IF suppressed then set TRPE_RTX = 'A1'

Type: Soft

Skip Instructions: Suppress: Exit block and goto BlkSection17_BC_3.CHKTCOMB

All others, go back to TRPETRTX

Field

LDGC_STX

BLKSECT17_BC_STRUCT.BLKSECT17_BC_2.LDGC_STX

Description: Range edit flag

Form Pane Label:

SAS Name: LDGC_STX

Tag Name:

Inherited Universe:

Universe:

Universe Description:

Question Text:

Type: String

Length: 2

- Don't Know
- Refuse
- Empty

- On Input
- On Output

Array:

Special Instructions: Note: See ERR1_LDGCOSTX for how to set this field.

Valid Values: A1 = Range edit failed
(ERR1 check was suppressed)

Blank = Range edit passed

Instrument SAS Name: LDGC_STX

Destination Data Set: ETRB

Sponsor Field Type: C

Report Section: 17BC

Sponsor Edits: FLAG

TRPF_ODX

Field

BLKSECT17_BC_STRUCT.BLKSECT17_BC_2.TRPF_ODX

Description: Range edit flag

Form Pane Label:

SAS Name: TRPF_ODX

Tag Name:

Inherited Universe:

Universe:

Universe Description:

Question Text:

Type: String

Length: 2

- Don't Know
- Refuse
- Empty

- On Input
- On Output

Array:

Special Instructions: Note: See ERR1_TRPFOODX for how to set this field.

Valid Values: A1 = Range edit failed
(ERR1 check was suppressed)

Blank = Range edit passed

Instrument SAS Name: TRPF_ODX

Destination Data Set: ETRB

Sponsor Field Type: C

Report Section: 17BC

Sponsor Edits: FLAG

Field

TRPA_CHX
BLKSECT17_BC_STRUCT.BLKSECT17_BC_2.TRPA_CHX

Description: Range edit flag

Form Pane Label:

SAS Name: TRPA_CHX

Tag Name:

Inherited Universe:

Universe:

Universe Description:

Question Text:

Type: String

Length: 2

- Don't Know
- Refuse
- Empty

- On Input
- On Output

Array:

Special Instructions: Note: See ERR1_TRPALCHX for how to set this field.

Valid Values: A1 = Range edit failed
(ERR1 check was suppressed)

Blank = Range edit passed

Instrument SAS Name: TRPA_CHX

Destination Data Set: ETRB

Sponsor Field Type: C

Report Section: 17BC

Sponsor Edits: FLAG

TRPG_OCX

Field

BLKSECT17_BC_STRUCT.BLKSECT17_BC_2.TRPG_OCX

Description: Range edit flag

Form Pane Label:

SAS Name: TRPG_OCX

Tag Name:

Inherited Universe:

Universe:

Universe Description:

Question Text:

Type: String

Length: 2

Don't Know

Refuse

Empty

On Input

On Output

Array:

Special Instructions: Note: See ERR1_TRPGROCX for how to set this field.

Valid Values: A1 = Range edit failed
(ERR1 check was suppressed)

Blank = Range edit passed

Instrument SAS Name: TRPG_OCX

Destination Data Set: ETRB

Sponsor Field Type: C

Report Section: 17BC

Sponsor Edits: FLAG

Field

TRPA_CGX

BLKSECT17_BC_STRUCT.BLKSECT17_BC_2.TRPA_CGX

Description: Range edit flag

Form Pane Label:

SAS Name: TRPA_CGX

Tag Name:

Inherited Universe:

Universe:

Universe Description:

Question Text:

Type: String

Length: 2

- Don't Know
- Refuse
- Empty

- On Input
- On Output

Array:

Special Instructions: Note: See ERR1_TRPALCGX for how to set this field.

Valid Values: A1 = Range edit failed
(ERR1 check was suppressed)

Blank = Range edit passed

Instrument SAS Name: TRPA_CGX

Destination Data Set: ETRB

Sponsor Field Type: C

Report Section: 17BC

Sponsor Edits: FLAG

TRPS_RTX

Field

BLKSECT17_BC_STRUCT.BLKSECT17_BC_2.TRPS_RTX

Description: Range edit flag

Form Pane Label:

SAS Name: TRPS_RTX

Tag Name:

Inherited Universe:

Universe:

Universe Description:

Question Text:

Type: String

Length: 2

- Don't Know
- Refuse
- Empty

- On Input
- On Output

Array:

Special Instructions: Note: See ERR1_TRPSPRTX for how to set this field.

Valid Values: A1 = Range edit failed
(ERR1 check was suppressed)

Blank = Range edit passed

Instrument SAS Name: TRPS_RTX

Destination Data Set: ETRB

Sponsor Field Type: C

Report Section: 17BC

Sponsor Edits: FLAG

Field

TRPE_RTX
BLKSECT17_BC_STRUCT.BLKSECT17_BC_2.TRPE_RTX

Description: Range edit flag

Form Pane Label:

SAS Name: TRPE_RTX

Tag Name:

Inherited Universe:

Universe:

Universe Description:

Question Text:

Type: String

Length: 2

- Don't Know
- Refuse
- Empty

- On Input
- On Output

Array:

Special Instructions: Note: See ERR1_TRPETRTX for how to set this field.

Valid Values: A1 = Range edit failed
(ERR1 check was suppressed)

Blank = Range edit passed

Instrument SAS Name: TRPE_RTX

Destination Data Set: ETRB

Sponsor Field Type: C

Report Section: 17BC

Sponsor Edits: FLAG

BLKSECT17_BC_3

Block

BLKSECT17_BC_STRUCT.BLKSECT17_BC_3

Description: Block for fields CHKTCOMB - TRPGFTCX

Tab Name:

Fly Over Name:

Universe Type: If

Inherited Universe:

Universe: Sect17_BC_1.NUMNIGHT <> 888

Universe Description: Non-deleted trip

Array:

Block Instructions:

Field

TRIPNUM

BLKSECT17_BC_STRUCT.BLKSECT17_BC_3.TRIPNUM

Description: Trip Number (SHOW ONLY)

Form Pane Label: Trip Number

SAS Name:

Tag Name:

Inherited Universe:

Universe:

Universe Description:

Question Text: ** SHOW ONLY **

Type: String

Length: 2

- Don't Know
- Refuse
- Empty

- On Input
- On Output

Store Instructions: Store TRIPIDBC in TRIPNUM

Array:

Report Section: 17BC

TRIPPLACE

Field

BLKSECT17_BC_STRUCT.BLKSECT17_BC_3.TRIPPLACE

Description: Trip Destination (SHOW ONLY)

Form Pane Label: Trip Place

SAS Name:

Tag Name:

Inherited Universe:

Universe:

Universe Description:

Question Text: ** SHOW ONLY **

Type: String

Length: 30

- Don't Know
- Refuse
- Empty

- On Input
- On Output

Store Instructions: Store TRIPPLAC in TRIPPLACE

Array:

Report Section: 17BC

Field

CHKTCOMB

BLKSECT17_BC_STRUCT.BLKSECT17_BC_3.CHKTCOMB

Description: Are there combined expenses the respondent could not separate

Form Pane Label: Combined expenses

SAS Name: CHKTCOMB

Tag Name: CHKTCOMB

Inherited Universe:

Universe:

Universe Description: Non-delete trip

Question Text: ♦ Are there combined expenses for this trip the respondent was not able to separate?

Type: Enumerated

Length: 1

Answer List: TYesNo

Value:	Mnemonic:	Description:
1	Yes	Yes
2	No	No

- Don't Know
- Refuse
- Empty

- On Input
- On Output

Array:

Special Instructions: Pre-fill "Trip Number" in Form Pane with TRIPIDBC and "Trip Place" with TRPPLACE.

Skip Instructions: 1: Goto TCOMBEST

2: Goto TRPGFTC

Instrument SAS Name: CHKTCOMB

Destination Data Set: ETRB

Sponsor Field Type: N

Report Section: 17BC

Field

TCOMBEST

BLKSECT17_BC_STRUCT.BLKSECT17_BC_3.TCOMBEST

Description: Amount entered for combined expenses

Form Pane Label: Combined \$

SAS Name: TCOMBEST

Tag Name: TCOMBEST

Inherited Universe:

Universe: CHKTCOMB = Yes {1}

Universe Description: Yes, there are combined expenses that couldn't be separated

Help Screen: H_PKGTRIPX

Question Text: ? [F1]

• [^FillTcombest](#)

Fills: FillTcombest

Instructions: IF flganyboth = 2 then fill "Only those expenses the respondent could not provide individual expenses for should be combined and entered here."

ELSE fill "Only those non-reimbursed expenses the respondent is not able to separate should be combined and entered here."

Type: Integer

Length: 7

Min: 1

Max: 999999

Don't Know

Refuse

Empty

On Input

On Output

Store Instructions: IF TCOMBEST is in range or NONRESPONSE THEN set TCOM_EST = EMPTY

Array:

Special Instructions: Display a \$ and comma in the entry field

Skip Instructions: IF TCOMBEST > 6000 then goto ERR1_TCOMBEST

ELSE goto FOODCOMB

Instrument SAS Name: TCOMBEST

Destination Data Set: ETRB

Sponsor Field Type: N

Report Section: 17BC

Check

ERR1_TCOMBEST

BLKSECT17_BC_STRUCT.BLKSECT17_BC_3.ERR1_TCOMBEST

Description: Out of Range Check

Inherited Universe:

Universe: TCOMBEST > 6000 AND TCOMBEST = RESPONSE

Universe Description: Combined expense is out of range

Text: * THE VALUE ENTERED IS UNUSUALLY HIGH OR LOW

PLEASE VERIFY AND IF CORRECT, ENTER ITEM LEVEL NOTE

Check Instructions: IF suppressed then set TCOM_EST = 'A1'

Type: Soft

Skip Instructions: Suppress: Goto FOODCOMB

All others, go back to TCOMBEST

FOODCOMB

Field

BLKSECT17_BC_STRUCT.BLKSECT17_BC_3.FOODCOMB

Description: Does combined amount include anything for food/bevs

Form Pane Label: Food?

SAS Name: FOODCOMB

Tag Name: FOODCOMB

Inherited Universe:

Universe: CHKTCOMB = Yes {1}

Universe Description: Yes, there was a combined expense

Question Text: Does this ^COMBQUEx include anything for ...

... Food?

Fills: COMBQUEx

Instructions: IF TCOMBEST = RESPONSE then fill "\$" and entry in TCOMBEST.
ELSE fill blank

Type: Enumerated

Length: 1

Answer List: TYesNo

Value:	Mnemonic:	Description:
1	Yes	Yes
2	No	No

Don't Know

Refuse

Empty

On Input

On Output

Array:

Skip Instructions: Goto LODGCOMB

Instrument SAS Name: FOODCOMB

Destination Data Set: ETRB

Sponsor Field Type: C

Report Section: 17BC

LODGCOMB

Field

BLKSECT17_BC_STRUCT.BLKSECT17_BC_3.LODGCOMB

Description: Does combined amount include anything for lodging

Form Pane Label: Lodging?

SAS Name: LODGCOMB

Tag Name: LODGCOMB

Inherited Universe:

Universe: CHKTCOMB = Yes {1}

Universe Description: Yes, there was a combined expense

Question Text: Does this ^COMBQUEX include anything for . . .

. . . **Lodging**

Fills: COMBQUEX

Instructions: IF TCOMBEST = RESPONSE then fill "\$" and entry in TCOMBEST.
ELSE fill blank

Type: Enumerated

Length: 1

Answer List: TYesNo

Value:	Mnemonic:	Description:
1	Yes	Yes
2	No	No

- Don't Know
- Refuse
- Empty

- On Input
- On Output

Array:

Skip Instructions: Goto TRANCOMB

Instrument SAS Name: LODGCOMB

Destination Data Set: ETRB

Sponsor Field Type: C

Report Section: 17BC

TRANCOMB

Field

BLKSECT17_BC_STRUCT.BLKSECT17_BC_3.TRANCOMB

Description: Does combined amount include anything for transportation

Form Pane Label: Transportation?

SAS Name: TRANCOMB

Tag Name: TRANCOMB

Inherited Universe:

Universe: CHKTCOMB = Yes {1}

Universe Description: Yes, there was a combined expense

Question Text: Does this ^COMBQUEx include anything for . . .

. . .Transportation?

Fills: COMBQUEx

Instructions: IF TCOMBEST = RESPONSE then fill "\$" and entry in TCOMBEST.
ELSE fill blank

Type: Enumerated

Length: 1

Answer List: TYesNo

Value:	Mnemonic:	Description:
1	Yes	Yes
2	No	No

- Don't Know
- Refuse
- Empty

- On Input
- On Output

Array:

Skip Instructions: Goto ELSECOMB

Instrument SAS Name: TRANCOMB

Destination Data Set: ETRB

Sponsor Field Type: C

Report Section: 17BC

ELSECOMB

Field

BLKSECT17_BC_STRUCT.BLKSECT17_BC_3.ELSECOMB

Description: Does combined amount include anything else

Form Pane Label: Anything else?

SAS Name: ELSECOMB

Tag Name: ELSECOMB

Inherited Universe:

Universe: CHKTCOMB = Yes {1}

Universe Description: Yes, there was a combined expense

Question Text: Does this ^COMBQUEx include anything for . . .

. . . **Other expenses?**

Fills: COMBQUEx

Instructions: IF TCOMBEST = RESPONSE then fill "\$" and entry in TCOMBEST.
ELSE fill blank

Type: Enumerated

Length: 1

Answer List: TYesNo

Value:	Mnemonic:	Description:
1	Yes	Yes
2	No	No

- Don't Know
- Refuse
- Empty

- On Input
- On Output

Array:

Skip Instructions: Goto OTHRCOMB

Instrument SAS Name: ELSECOMB

Destination Data Set: ETRB

Sponsor Field Type: C

Report Section: 17BC

OTHRCOMB

Field

BLKSECT17_BC_STRUCT.BLKSECT17_BC_3.OTHRCOMB

Description: Does combined amount include any expenses for others

Form Pane Label: Exp. for others?

SAS Name: OTHRCOMB

Tag Name: OTHRCOMB

Inherited Universe:

Universe: CHKTCOMB = Yes {1}

Universe Description: Yes, there was a combined expense

Question Text: Does this ^COMBQUEx include . . .

. . . Any expenses for others?

Fills: COMBQUEx

Instructions: IF TCOMBEST = RESPONSE then fill "\$" and entry in TCOMBEST.
ELSE fill blank

Type: Enumerated

Length: 1

Answer List: TYesNo

Value:	Mnemonic:	Description:
1	Yes	Yes
2	No	No

Don't Know

Refuse

Empty

On Input

On Output

Array:

Skip Instructions: Goto TRPGFTC

Instrument SAS Name: OTHRCOMB

Destination Data Set: ETRB

Sponsor Field Type: C

Report Section: 17BC

TRPGFTC

Field

BLKSECT17_BC_STRUCT.BLKSECT17_BC_3.TRPGFTC

Description: Were any expenses for others outside the CU

Form Pane Label: Any exps for others?

SAS Name: TRPGFTC

Tag Name: TRPGFTC

Inherited Universe:

Universe:

Universe Description: Non-deleted trip

Question Text: ^FillTrpgftc1

Fills: FillTrpgftc1

Instructions: IF flganyboth = 2 then fill "You've told me about many expenses ^YOU_YRCU had on this trip.

Were any of these expenses for someone outside your household?"

ELSE fill "You've told me about many non-reimbursed expenses ^YOU_YRCU had on this trip.

Were any of these expenses you just reported for anyone outside your household?"

Fills: YOU_YRCU

Instructions: IF NUMHOUSE = 1 then fill "you"

ELSE fill "your household"

Type: Enumerated

Length: 1

Answer List: TYesNo

Value:	Mnemonic:	Description:
1	Yes	Yes
2	No	No

- Don't Know
- Refuse
- Empty

On Input
 On Output

Array:

Skip Instructions: 1: Goto TRPGTCX

2,DK,RF: Goto S17BC_END

Instrument SAS Name: TRPGFTC

Destination Data Set: ETRB

Sponsor Field Type: C

Report Section: 17BC

TRPGFTCX

Field

BLKSECT17_BC_STRUCT.BLKSECT17_BC_3.TRPGFTCX

Description: How much of the total expenses were for persons outside your CU?

Form Pane Label: Exp for others \$

SAS Name: TRPGFTCX

Tag Name: TRPGFTCX

Inherited Universe:

Universe: TRPGFTC = Yes {1}

Universe Description: Yes, there were expenses for others outside the CU

Question Text: ^FillTrpgftcx

Fills: FillTrpgftcx

Instructions: IF flganyboth = 2 then fill "How much of the total expenses for this trip were for persons outside your household?"

ELSE fill "How much of the total non-reimbursed expenses for this trip were for persons outside your household?"

Type: Integer

Length: 9

Min: 1

Max: 99999999

Don't Know

Refuse

Empty

On Input

On Output

Store Instructions: IF TRPGFTCX is in range or NONRESPONSE THEN set TRPG_TCX = EMPRTY

Array:

Special Instructions: Display a \$ and comma in the entry field

Skip Instructions: IF TRPGFTCX > 1599 then goto ERR1_TRPGFTCX

ELSE goto S17BC_END

Instrument SAS Name: TRPGFTCX

Destination Data Set: ETRB

Sponsor Field Type: N

Report Section: 17BC

ERR1_TRPGFTCX

Check

BLKSECT17_BC_STRUCT.BLKSECT17_BC_3.ERR1_TRPGFTCX

Description: Out of Range Check

Inherited Universe:

Universe: TRPGFTCX > 1599 AND TRPGFTCX = RESPONSE

Universe Description: Expenses for others outside the CU is out of range

Text: * THE VALUE ENTERED IS UNUSUALLY HIGH OR LOW

PLEASE VERIFY AND IF CORRECT, ENTER ITEM LEVEL NOTE

Check Instructions: IF suppressed then set TRPG_TCX = 'A1'

Type: Soft

Skip Instructions: Suppress: Goto S17BC_END

All others, go back to TRPGFTCX

Field

TCOM_EST

BLKSECT17_BC_STRUCT.BLKSECT17_BC_3.TCOM_EST

Description: Range edit flag

Form Pane Label:

SAS Name: TCOM_EST

Tag Name:

Inherited Universe:

Universe:

Universe Description:

Question Text:

Type: String

Length: 2

- Don't Know
- Refuse
- Empty

- On Input
- On Output

Array:

Special Instructions: Note: See ERR1_TCOMBEST for how to set this field.

Valid Values: A1 = Range edit failed
(ERR1 check was suppressed)

Blank = Range edit passed

Instrument SAS Name: TCOM_EST

Destination Data Set: ETRB

Sponsor Field Type: C

Report Section: 17BC

Sponsor Edits: FLAG

TRPG_TCX

Field

BLKSECT17_BC_STRUCT.BLKSECT17_BC_3.TRPG_TCX

Description: Range edit flag

Form Pane Label:

SAS Name: TRPG_TCX

Tag Name:

Inherited Universe:

Universe:

Universe Description:

Question Text:

Type: String

Length: 2

- Don't Know
- Refuse
- Empty

- On Input
- On Output

Array:

Special Instructions: Note: See ERR1_TRPGFTCX for how to set this field.

Valid Values: A1 = Range edit failed
(ERR1 check was suppressed)

Blank = Range edit passed

Instrument SAS Name: TRPG_TCX

Destination Data Set: ETRB

Sponsor Field Type: C

Report Section: 17BC

Sponsor Edits: FLAG

Field

S17BC_END
BLKSECT17_BC_STRUCT.S17BC_END

Description: End of Section 17BC

Form Pane Label:

SAS Name:

Tag Name:

Inherited Universe:

Universe: TRPGFTC = No {2} OR TRPGFTC = NONRESPONSE OR TRPGFTCX =
RESPONSE OR TRPGFTCX = NONRESPONSE OR NUMNIGHT = 888

Universe Description:

Question Text:

Type: String

Length: 1

Don't Know

Refuse

Empty

On Input

On Output

Store Instructions: 1. If flganyboth = 2 then set WHATPART = 1
If flganyboth = 1 then set WHATPART = 2

2. If EOTRIPMO = current month then store 2 in TRB_STAT,
ELSE store 1 in TRB_STAT

Store 1 in TRB_ORIG

Array:

Skip Instructions: IF more trips with flganyboth = 2 then go to NUMNIGHT for the next trip

ELSEIF more trips with flganyboth = 1 then go to NUMNIGHT for the next trip

ELSE goto Section 17E - BlkSect17_E

Report Section: 17BC

WHATPART

Field

BLKSECT17_BC_STRUCT.WHATPART

Description: Out variable indicating whether trip is CU paid or reimbursed

Form Pane Label:

SAS Name: WHATPART

Tag Name:

Inherited Universe:

Universe:

Universe Description:

Question Text:

Type: Integer

Length: 1

Min: 1

Max: 2

- Don't Know
- Refuse
- Empty

- On Input
- On Output

Array:

Special Instructions: NOTE: See S17BC_END for how to set this field

Valid Values: 1 = CU paid for trip
(ANYBOTH1 = 2 or ANYBOTH2 = 2)
2 = CU was reimbursed for the trip
(ANYBOTH1 = 1 or ANYBOTH2 = 1)

Instrument SAS Name: WHATPART

Destination Data Set: ETRB

Sponsor Field Type: C

Report Section: 17BC

Field

TRIPIDBC
BLKSECT17_BC_STRUCT.TRIPIDBC

Description: Trip line number for section BC

Form Pane Label:

SAS Name: TRIPIDBC

Tag Name:

Inherited Universe:

Universe:

Universe Description:

Question Text:

Type: Integer

Length: 2

Min: 1

Max: 88

- Don't Know
- Refuse
- Empty

- On Input
- On Output

Array:

Special Instructions: This variable gives the sequential trip ID number for all finished trips (regardless of whether they are TRIPID1 or TRIPID2)

Instrument SAS Name: TRIPIDBC

Destination Data Set: ETRB

Sponsor Field Type: N

Report Section: 17BC

CMLOCALY

Field

BLKSECT17_BC_STRUCT.CMLOCALY

Description: Out variable for commercial, local transportation

Form Pane Label:

SAS Name: CMLOCALY

Tag Name:

Inherited Universe:

Universe:

Universe Description:

Question Text:

Type: String

Length: 2

- Don't Know
- Refuse
- Empty

- On Input
- On Output

Array:

Special Instructions: NOTE: See TRPTRNS for how to set this field

Valid Values: 01 = Local transportation (taxi, etc.)
Blank = No Local transportation

Instrument SAS Name: CMLOCALY

Destination Data Set: ETRB

Sponsor Field Type: C

Report Section: 17BC

Field

CMPLANEY
BLKSECT17_BC_STRUCT.CMPLANEY

Description: Out variable for commercial, airplane transportation

Form Pane Label:

SAS Name: CMPLANEY

Tag Name:

Inherited Universe:

Universe:

Universe Description:

Question Text:

Type: String

Length: 2

- Don't Know
- Refuse
- Empty

- On Input
- On Output

Array:

Special Instructions: NOTE: See TRPTRNS for how to set this field

Valid Values: 02 = airplane transportation
Blank = No airplane transportation

Instrument SAS Name: CMPLANEY

Destination Data Set: ETRB

Sponsor Field Type: C

Report Section: 17BC

CMTRAINY

Field

BLKSECT17_BC_STRUCT.CMTRAINY

Description: Out variable for commercial, train transportation

Form Pane Label:

SAS Name: CMTRAINY

Tag Name:

Inherited Universe:

Universe:

Universe Description:

Question Text:

Type: String

Length: 2

- Don't Know
- Refuse
- Empty

- On Input
- On Output

Array:

Special Instructions: NOTE: See TRPTRNS for how to set this field

Valid Values: 03 = Train
Blank = No train

Instrument SAS Name: CMTRAINY

Destination Data Set: ETRB

Sponsor Field Type: C

Report Section: 17BC

Field

CMBUSY
BLKSECT17_BC_STRUCT.CMBUSY

Description: Out variable for commercial, bus transportation

Form Pane Label:

SAS Name: CMBUSY

Tag Name:

Inherited Universe:

Universe:

Universe Description:

Question Text:

Type: String

Length: 2

- Don't Know
- Refuse
- Empty

- On Input
- On Output

Array:

Special Instructions: NOTE: See TRPTRNS for how to set this field

Valid Values: 04 = Bus
Blank = No bus

Instrument SAS Name: CMBUSY

Destination Data Set: ETRB

Sponsor Field Type: C

Report Section: 17BC

CMSHIPY

Field

BLKSECT17_BC_STRUCT.CMSHIPY

Description: Out variable for commercial, ship transportation

Form Pane Label:

SAS Name: CMSHIPY

Tag Name:

Inherited Universe:

Universe:

Universe Description:

Question Text:

Type: String

Length: 2

- Don't Know
- Refuse
- Empty

- On Input
- On Output

Array:

Special Instructions: NOTE: See TRPTRNS for how to set this field

Valid Values: 05 = Ship
Blank = No ship

Instrument SAS Name: CMSHIPY

Destination Data Set: ETRB

Sponsor Field Type: C

Report Section: 17BC

Field

PVCARY
BLKSECT17_BC_STRUCT.PVCARY

Description: Out variable for private, CU-owned car

Form Pane Label:

SAS Name: PVCARY

Tag Name:

Inherited Universe:

Universe:

Universe Description:

Question Text:

Type: String

Length: 2

- Don't Know
- Refuse
- Empty

- On Input
- On Output

Array:

Special Instructions: NOTE: See TRPTRNS for how to set this field

Valid Values: 13 = Private car
Blank = No private car

Instrument SAS Name: PVCARY

Destination Data Set: ETRB

Sponsor Field Type: C

Report Section: 17BC

PVELSEY

Field

BLKSECT17_BC_STRUCT.PVELSEY

Description: Out variable for private vehicle owned by others

Form Pane Label:

SAS Name: PVELSEY

Tag Name:

Inherited Universe:

Universe:

Universe Description:

Question Text:

Type: String

Length: 2

- Don't Know
- Refuse
- Empty

- On Input
- On Output

Array:

Special Instructions: NOTE: See TRPTRNS for how to set this field

Valid Values: 16 = Private vehicle owned by others
Blank = No private vehicle owned by others

Instrument SAS Name: PVELSEY

Destination Data Set: ETRB

Sponsor Field Type: C

Report Section: 17BC

Field

PVTRANSY
BLKSECT17_BC_STRUCT.PVTRANSY

Description: Out variable for private, other transportation

Form Pane Label:

SAS Name: PVTRANSY

Tag Name:

Inherited Universe:

Universe:

Universe Description:

Question Text:

Type: String

Length: 2

- Don't Know
- Refuse
- Empty

- On Input
- On Output

Array:

Special Instructions: NOTE: See TRPTRNS for how to set this field

Valid Values: 17 = Private other
Blank = No private other

Instrument SAS Name: PVTRANSY

Destination Data Set: ETRB

Sponsor Field Type: C

Report Section: 17BC

RTCARY

Field

BLKSECT17_BC_STRUCT.RTCARY

Description: Out variable for rental, car , truck or van

Form Pane Label:

SAS Name: RTCARY

Tag Name:

Inherited Universe:

Universe:

Universe Description:

Question Text:

Type: String

Length: 2

- Don't Know
- Refuse
- Empty

- On Input
- On Output

Array:

Special Instructions: NOTE: See TRPTRNS for how to set this field

Valid Values: 06 = Rental car, truck or van
Blank = No rental car, truck or van

Instrument SAS Name: RTCARY

Destination Data Set: ETRB

Sponsor Field Type: C

Report Section: 17BC

Field

RTMOPEDY
BLKSECT17_BC_STRUCT.RTMOPEDY

Description: Out variable for rental motorcycle

Form Pane Label:

SAS Name: RTMOPEDY

Tag Name:

Inherited Universe:

Universe:

Universe Description:

Question Text:

Type: String

Length: 2

Don't Know

Refuse

Empty

On Input

On Output

Array:

Special Instructions: NOTE: See TRPTRNS for how to set this field

Valid Values: 08 = Rental motorcycle

Blank = No rental motorcycle

Instrument SAS Name: RTMOPEDY

Destination Data Set: ETRB

Sponsor Field Type: C

Report Section: 17BC

RTPLANEY

Field

BLKSECT17_BC_STRUCT.RTPLANEY

Description: Out variable for rental private aircraft

Form Pane Label:

SAS Name: RTPLANEY

Tag Name:

Inherited Universe:

Universe:

Universe Description:

Question Text:

Type: String

Length: 2

- Don't Know
- Refuse
- Empty

- On Input
- On Output

Array:

Special Instructions: NOTE: See TRPTRNS for how to set this field

Valid Values: 09 = Rental aircraft
Blank = No rental aircraft

Instrument SAS Name: RTPLANEY

Destination Data Set: ETRB

Sponsor Field Type: C

Report Section: 17BC

Field

RTBOATY
BLKSECT17_BC_STRUCT.RTBOATY

Description: Out variable for rental, boat or trailer

Form Pane Label:

SAS Name: RTBOATY

Tag Name:

Inherited Universe:

Universe:

Universe Description:

Question Text:

Type: String

Length: 2

- Don't Know
- Refuse
- Empty

- On Input
- On Output

Array:

Special Instructions: NOTE: See TRPTRNS for how to set this field

Valid Values: 10 = Rental boat
Blank = No rental boat

Instrument SAS Name: RTBOATY

Destination Data Set: ETRB

Sponsor Field Type: C

Report Section: 17BC

RTCAMPY

Field

BLKSECT17_BC_STRUCT.RTCAMPY

Description: Out variable for rental camper or RV

Form Pane Label:

SAS Name: RTCAMPY

Tag Name:

Inherited Universe:

Universe:

Universe Description:

Question Text:

Type: String

Length: 2

- Don't Know
- Refuse
- Empty

- On Input
- On Output

Array:

Special Instructions: NOTE: See TRPTRNS for how to set this field

Valid Values: 11 = Rental camper/RV
Blank = No rental camper/RV

Instrument SAS Name: RTCAMPY

Destination Data Set: ETRB

Sponsor Field Type: C

Report Section: 17BC

Field

RTOTHERY
BLKSECT17_BC_STRUCT.RTOTHERY

Description: Out variable for rental, other vehicles

Form Pane Label:

SAS Name: RTOTHERY

Tag Name:

Inherited Universe:

Universe:

Universe Description:

Question Text:

Type: String

Length: 2

- Don't Know
- Refuse
- Empty

- On Input
- On Output

Array:

Special Instructions: NOTE: See TRPTRNS for how to set this field

Valid Values: 12 = Rental other
Blank = No rental other

Instrument SAS Name: RTOTHERY

Destination Data Set: ETRB

Sponsor Field Type: C

Report Section: 17BC

EOTRIPMO

Field

BLKSECT17_BC_STRUCT.EOTRIPMO

Description: Out variable

Form Pane Label:

SAS Name: EOTRIPMO

Tag Name:

Inherited Universe:

Universe:

Universe Description:

Question Text:

Type: Integer

Length: 2

Min: 0

Max: 12

Don't Know

Refuse

Empty

On Input

On Output

Array:

Special Instructions: See NUMNIGHT for how to set this field.

Instrument SAS Name: EOTRIPMO

Destination Data Set: ETRB

Sponsor Field Type: C

Report Section: 17BC

Field

TRPPLACE
BLKSECT17_BC_STRUCT.TRPPLACE

Description: BLS required (copied from Section A)

Form Pane Label:

SAS Name: TRPPLACE

Tag Name:

Inherited Universe:

Universe:

Universe Description:

Question Text:

Type: String

Length: 30

- Don't Know
- Refuse
- Empty

- On Input
- On Output

Array:

Special Instructions: NOTE: See NUMNIGHT for how to set this field.

Instrument SAS Name: TRPPLACE

Destination Data Set: ETRB

Sponsor Field Type: C

Report Section: 17BC

TRB_STAT

Field

BLKSECT17_BC_STRUCT.TRB_STAT

Description: Record status

Form Pane Label:

SAS Name: REC_STAT

Tag Name:

Inherited Universe:

Universe:

Universe Description:

Question Text:

Type: String

Length: 1

- Don't Know
- Refuse
- Empty

- On Input
- On Output

Array:

Special Instructions: NOTE: See S17BC_END for how to set this field

Valid Values: 1 = Active Record
2 = Current month Record
3 = Inactive Record {set in processing}

Instrument SAS Name: TRB_STAT

Destination Data Set: ETRB

Sponsor Field Type: C

Report Section: 17BC

Field

TRB_ORIG
BLKSECT17_BC_STRUCT.TRB_ORIG

Description: Record origin

Form Pane Label:

SAS Name: REC_ORIG

Tag Name:

Inherited Universe:

Universe:

Universe Description:

Question Text:

Type: String

Length: 1

Don't Know

Refuse

Empty

On Input

On Output

Array:

Special Instructions: NOTE: See S17BC_END for how to set this field

Valid Values: 1 = Data from current month interview

2 = Data reported in previous quarter

Instrument SAS Name: TRB_ORIG

Destination Data Set: ETRB

Sponsor Field Type: C

Report Section: 17BC

flganyboth

Field

BLKSECT17_BC_STRUCT.flganyboth

Description: Flag set from ANYBOTH1 or ANYBOTH2

Form Pane Label:

SAS Name:

Tag Name:

Inherited Universe:

Universe:

Universe Description:

Question Text:

Type: Enumerated

Length: 1

Answer List: TYesNo

Value:	Mnemonic:	Description:
1	Yes	Yes
2	No	No

- Don't Know
- Refuse
- Empty

- On Input
- On Output

Store Instructions: IF BSECT17.TBLSECT17A_1.BLKROW.ANYBOTH1 = 1,2,DK or RF then
set flganyboth = BSECT17.TBLSECT17A_1.BLKROW.ANYBOTH1
ELSEIF BSECT17.TBLSECT17A_2.BLKROW.ANYBOTH2 = 1, 2, DK or RF
then set flganyboth = BSECT17.TBLSECT17A_1.BLKROW.ANYBOTH2

Array:

Report Section: 17BC

Block

BLKSECT17_E
BLKSECT17_E

Description: Trip Expenses for Non CU members

Tab Name:

Fly Over Name:

Universe Type: If

Inherited Universe:

Universe:

Universe Description: All interviews

Array:

Block Instructions:

ANYNONCU

Field

BLKSECT17_E.ANYNONCU

Description: Has CU paid for part or all of a trip for any non-CU members

Form Pane Label: Non-CU trips

SAS Name: ANYNONCU

Tag Name: ANYNONCU

Inherited Universe:

Universe:

Universe Description:

Question Text: Sometimes people in a household don't take a trip themselves, but pay for part or all of a trip that someone else takes. Since the first of ^REF_MONTH, have ^YOU_ANYMEM paid for part or all of such a trip for any non-household members?

Fills: REF_MONTH

Instructions: Set REF_MONTH = 3 months before the interview.

Calculated by taking the INTPER from record type 10 to come up with the base month to start from.

Fills: YOU_ANYMEM

Instructions: IF NUMHOUSE = 1 then fill "you"

ELSE fill "you or any members of your household"

Type: Enumerated

Length: 1

Answer List: TYesNo

Value:	Mnemonic:	Description:
1	Yes	Yes
2	No	No

Don't Know
 Refuse
 Empty

On Input
 On Output

Array:

Skip Instructions: 1: Goto FOODNOCU

2,DK,RF: Goto S17E_END

Instrument SAS Name: ANYNONCU

Destination Data Set: ETRE

Sponsor Field Type: C

Report Section: 17E

FOODNOCU

Field

BLKSECT17_E.FOODNOCU

Description: Did expenses include food and bevs

Form Pane Label: Food?

SAS Name: FOODNOCU

Tag Name: FOODNOCU

Inherited Universe:

Universe: ANYNONCU = Yes {1}

Universe Description: Yes, paid for all/part of a trip for a non-cu member

Question Text: Did these expenses include anything for...

... Food and beverages?

Type: Enumerated

Length: 1

Answer List: TYesNo

Value:	Mnemonic:	Description:
1	Yes	Yes
2	No	No

Don't Know

Refuse

Empty

On Input

On Output

Array:

Skip Instructions: Goto LODGNOCU

Instrument SAS Name: FOODNOCU

Destination Data Set: ETRE

Sponsor Field Type: C

Report Section: 17E

LODGNOCU

Field

BLKSECT17_E.LODGNOCU

Description: Did expenses include lodging

Form Pane Label: Lodging?

SAS Name: LODGNOCU

Tag Name: LODGNOCU

Inherited Universe:

Universe: ANYNONCU = Yes {1}

Universe Description: Yes, paid for all/part of a trip for a non-cu member

Question Text: Did these expenses include anything for...

... Lodging?

Type: Enumerated

Length: 1

Answer List: TYesNo

Value:	Mnemonic:	Description:
1	Yes	Yes
2	No	No

- Don't Know
- Refuse
- Empty

- On Input
- On Output

Array:

Skip Instructions: Goto TRANNOCU

Instrument SAS Name: LODGNOCU

Destination Data Set: ETRE

Sponsor Field Type: C

Report Section: 17E

TRANNOCU

Field

BLKSECT17_E.TRANNOCU

Description: Did expenses include transportation

Form Pane Label: Transportation?

SAS Name: TRANNOCU

Tag Name: TRANNOCU

Inherited Universe:

Universe: ANYNONCU = Yes {1}

Universe Description: Yes, paid for all/part of a trip for a non-cu member

Question Text: Did these expenses include anything for...

... Transportation?

Type: Enumerated

Length: 1

Answer List: TYesNo

Value:	Mnemonic:	Description:
1	Yes	Yes
2	No	No

Don't Know

Refuse

Empty

On Input

On Output

Array:

Skip Instructions: Goto ELSENOCU

Instrument SAS Name: TRANNOCU

Destination Data Set: ETRE

Sponsor Field Type: C

Report Section: 17E

ELSENOCU

Field

BLKSECT17_E.ELSENOCU

Description: Did expenses include anything else

Form Pane Label: Anything else?

SAS Name: ELSENOCU

Tag Name: ELSENOCU

Inherited Universe:

Universe: ANYNONCU = Yes {1}

Universe Description: Yes, paid for all/part of a trip for a non-cu member

Question Text: Did these expenses include ...

... Anything else?

Type: Enumerated

Length: 1

Answer List: TYesNo

Value:	Mnemonic:	Description:
1	Yes	Yes
2	No	No

Don't Know

Refuse

Empty

On Input

On Output

Array:

Skip Instructions: Goto TRNONCUX

Instrument SAS Name: ELSENOCU

Destination Data Set: ETRE

Sponsor Field Type: C

Report Section: 17E

TRNONCUX

Field

BLKSECT17_E.TRNONCUX

Description: Total amount that the CU paid for the trip

Form Pane Label: Non-CU \$

SAS Name: TRNONCUX

Tag Name: TRNONCUX

Inherited Universe:

Universe: ANYNONCU = Yes {1}

Universe Description: Yes, paid for all/part of a trip for a non-cu member

Question Text: What was the total amount that ^YOU_YRCU paid for those trips?

Fills: YOU_YRCU

Instructions: IF NUMHOUSE = 1 then fill "you"
ELSE fill "your household"

Type: Integer

Length: 9

Min: 1

Max: 99999999

- Don't Know
- Refuse
- Empty

- On Input
- On Output

Array:

Special Instructions: Display a \$ and comma in the entry field

Skip Instructions: IF TRNONCUX < 25 or TRNONCUX > 14999 then goto ERR1_TRNONCUX

ELSE goto S17E_END

Instrument SAS Name: TRNONCUX

Destination Data Set: ETRE

Sponsor Field Type: N

Report Section: 17E

ERR1_TRNONCUX
BLKSECT17_E.ERR1_TRNONCUX

Check

Description: Out of Range Check

Inherited Universe:

Universe: (TRNONCUX < 25 or TRNONCUX > 14999) AND TRNONCUX = RESPONSE

Universe Description: Cost of trip for non-cu member is out of range

Text: * THE VALUE ENTERED IS UNUSUALLY HIGH OR LOW

PLEASE VERIFY AND IF CORRECT, ENTER ITEM LEVEL NOTE

Check Instructions: IF suppressed then set TRNO_CUX = 'A1'

Type: Soft

Skip Instructions: Suppress: Goto S17E_END

All others, go back to TRNONCUX

Field

S17E_END
BLKSECT17_E.S17E_END

Description: End of section 17E

Form Pane Label:

SAS Name:

Tag Name:

Inherited Universe:

Universe: ANYNONCU = No OR ANYNONCU = NONRESPONSE OR TRNONCUX <> EMPTY

Universe Description:

Question Text:

Type: Classification

Length: 0

- Don't Know
- Refuse
- Empty

- On Input
- On Output

Store Instructions: Store 1 in TRE_STAT and TRE_ORIG

Array:

Skip Instructions: Exit block and goto ANYLOC

Report Section: 17E

TRNO_CUX

Field

BLKSECT17_E.TRNO_CUX

Description: Range edit flag

Form Pane Label:

SAS Name: TRNO_CUX

Tag Name:

Inherited Universe:

Universe:

Universe Description:

Question Text:

Type: String

Length: 2

- Don't Know
- Refuse
- Empty

- On Input
- On Output

Array:

Special Instructions: NOTE: See ERR1_TRNONCUX for how to set this field.

Valid Values: A1 = Range edit failed
(ERR1 check was suppressed)

Blank = Range edit passed

Instrument SAS Name: TRNO_CUX

Destination Data Set: ETRE

Sponsor Field Type: C

Report Section: 17E

Sponsor Edits: FLAG

Field

TRE_STAT
TRE_STAT

Description: Record status

Form Pane Label:

SAS Name: REC_STAT

Tag Name:

Inherited Universe:

Universe:

Universe Description:

Question Text:

Type: String

Length: 1

- Don't Know
- Refuse
- Empty

- On Input
- On Output

Array:

Special Instructions: NOTE: See S17E_END for how to set this field.

Valid Values: 1 = Active Record

Instrument SAS Name: TRE_STAT

Destination Data Set: ETRE

Sponsor Field Type: C

Report Section: 17E

TRE_ORIG
TRE_ORIG

Field

Description: Record origin

Form Pane Label:

SAS Name: REC_ORIG

Tag Name:

Inherited Universe:

Universe:

Universe Description:

Question Text:

Type: String

Length: 1

- Don't Know
- Refuse
- Empty

- On Input
- On Output

Array:

Special Instructions: NOTE: See S17E_END for how to set this field.

Valid Values: 1 = Data from current month interview

Instrument SAS Name: TRE_ORIG

Destination Data Set: ETRE

Sponsor Field Type: C

Report Section: 17E

Field

ANYLOC
ANYLOC

Description: Stayed overnight in hotel

Form Pane Label: Local stays

SAS Name: ANYLOC

Tag Name: ANYLOC

Inherited Universe:

Universe:

Universe Description: All Interviews

Question Text: Sometimes people stay overnight in a local hotel or motel during holidays, family getaways, moves, or home repair. Since the first of ^REF_MONTH, have ^YOU_ANYMEM stayed overnight in a local hotel or motel?

Fills: REF_MONTH

Instructions: Set REF_MONTH = 3 months before the interview.
Calculated by taking the INTPER from record type 10 to come up with the base month to start from.

Fills: YOU_ANYMEM

Instructions: IF NUMHOUSE = 1 then fill "you"
ELSE fill "you or any members of your household"

Type: Enumerated

Length: 1

Answer List: TYesNo

Value:	Mnemonic:	Description:
1	Yes	Yes
2	No	No

Don't Know
 Refuse
 Empty

On Input
 On Output

Array:

Skip Instructions: 1: Goto BlkSect17_F.NUMLOC

2,DK,RF: Goto S17F_END

Instrument SAS Name: ANYLOC

Destination Data Set: ETRF

Sponsor Field Type: C

Report Section: 17F

Block

BLKSECT17_F
BLKSECT17_F

Description: Local Overnight Stays

Tab Name:

Fly Over Name:

Universe Type: If

Inherited Universe:

Universe: ANYLOC = Yes {1}

Universe Description: Yes, stayed overnight in a local hotel or motel

Array:

Block Instructions: Maximum number of grid lines = 17

NUMLOC
BLKSECT17_F.NUMLOC

Field

Description: How many nights away

Form Pane Label: No. of nights stayed

SAS Name: NUMLOC

Tag Name: NUMLOC

Inherited Universe:

Universe:

Universe Description: Stayed overnight in a local hotel

Question Text: How many nights did ^YOU_ANYMEM spend away from home on this stay?

Fills: YOU_ANYMEM

Instructions: IF NUMHOUSE = 1 then fill "you"

ELSE fill "you or any members of your household"

Type: Integer

Length: 3

Min: 1

Max: 99

- Don't Know
- Refuse
- Empty

- On Input
- On Output

Array:

Skip Instructions: Goto ANYLOC DL

Instrument SAS Name: NUMLOC

Destination Data Set: ETRF

Sponsor Field Type: N

Report Section: 17F

Field

ANYLOCDL
BLKSECT17_F.ANYLOCDL

Description: Package deal for hotel

Form Pane Label: Package deal

SAS Name: ANYLOCDL

Tag Name: ANYLOCDL

Inherited Universe:

Universe:

Universe Description: Stayed overnight in a local hotel {All who get this block}

Question Text: Sometimes when people stay away from home overnight they have some sort of package deal that covers some or all of the costs. Was all or part of this stay covered by anything like that?

Type: Enumerated

Length: 1

Answer List: TYesNo

Value:	Mnemonic:	Description:
1	Yes	Yes
2	No	No

Don't Know

Refuse

Empty

On Input

On Output

Array:

Skip Instructions: 1: Goto FOODLCDL

2,DK,RF: Goto ANYLODGE

Instrument SAS Name: ANYLOCDL

Destination Data Set: ETRF

Sponsor Field Type: C

Report Section: 17F

Field

FOODLCDL
BLKSECT17_F.FOODLCDL

Description: Package deal include food?

Form Pane Label: Food?

SAS Name: FOODLCDL

Tag Name: FOODLCDL

Inherited Universe:

Universe: ANYLOCDL = Yes {1}

Universe Description: All/Part of this local star was part of a package deal

Question Text: Did the package deal include anything for . . .
. . . Food and beverages?

Type: Enumerated
Length: 1

Answer List: TYesNo

Value:	Mnemonic:	Description:
1	Yes	Yes
2	No	No

- Don't Know
- Refuse
- Empty

- On Input
- On Output

Array:

Skip Instructions: Goto LODGLCDL

Instrument SAS Name: FOODLCDL

Destination Data Set: ETRF

Sponsor Field Type: C

Report Section: 17F

Field

LODGLCDL
BLKSECT17_F.LODGLCDL

Description: Package deal include lodging

Form Pane Label: Lodging?

SAS Name: LODGLCDL

Tag Name: LODGLCDL

Inherited Universe:

Universe: ANYLOCDL = Yes {1}

Universe Description: All/Part of this local star was part of a package deal

Question Text: Did the package deal include anything for. . .
...Lodging?

Type: Enumerated
Length: 1

Answer List: TYesNo

Value:	Mnemonic:	Description:
1	Yes	Yes
2	No	No

- Don't Know
- Refuse
- Empty

- On Input
- On Output

Array:

Skip Instructions: Goto ENTRLCDL

Instrument SAS Name: LODGLCDL

Destination Data Set: ETRF

Sponsor Field Type: C

Report Section: 17F

Field

ENTRLCDL
BLKSECT17_F.ENTRLCDL

Description: Package deal include entertainment

Form Pane Label: Entertainment?

SAS Name: ENTRLCDL

Tag Name: ENTRLCDL

Inherited Universe:

Universe: ANYLOCDL = Yes {1}

Universe Description: All/Part of this local star was part of a package deal

Question Text: Did the package deal include anything for. . .

. . . Entertainment?

Type: Enumerated

Length: 1

Answer List: TYesNo

Value:	Mnemonic:	Description:
1	Yes	Yes
2	No	No

- Don't Know
- Refuse
- Empty

- On Input
- On Output

Array:

Skip Instructions: Goto ELSELCDL

Instrument SAS Name: ENTRLCDL

Destination Data Set: ETRF

Sponsor Field Type: C

Report Section: 17F

Field

ELSELCDL
BLKSECT17_F.ELSELCDL

Description: Any thing else in package deal

Form Pane Label: Anything else?

SAS Name: ELSELCDL

Tag Name: ELSELCDL

Inherited Universe:

Universe: ANYLOC DL = Yes {1}

Universe Description: All/Part of this local star was part of a package deal

Question Text: Did the package deal include . . .

. . . Anything else?

Type: Enumerated

Length: 1

Answer List: TYesNo

Value:	Mnemonic:	Description:
1	Yes	Yes
2	No	No

- Don't Know
- Refuse
- Empty

- On Input
- On Output

Array:

Skip Instructions: 1: Goto TRFELSE

2,DK,RF: Goto LOCDEALX

Instrument SAS Name: ELSELCDL

Destination Data Set: ETRF

Sponsor Field Type: C

Report Section: 17F

Field

TRFELSE
BLKSECT17_F.TRFELSE

Description: Specify what else was included

Form Pane Label: Specify

SAS Name: TRFELSE

Tag Name: TRFELSE

Inherited Universe:

Universe: ELSELCDL = Yes {1}

Universe Description: Package deal included something other than food, lodging and entertainment

Question Text: * Specify:

Type: String

Length: 30

- Don't Know
- Refuse
- Empty

- On Input
- On Output

Array:

Skip Instructions: Goto LOCDEALX

Instrument SAS Name: TRFELSE

Destination Data Set: ETRF

Sponsor Field Type: C

Report Section: 17F

LOCDEALX

Field

BLKSECT17_F.LOCDEALX

Description: How much for package deal

Form Pane Label: Package deal \$

SAS Name: LOCDEALX

Tag Name: LOCDEALX

Inherited Universe:

Universe: ANYLOC DL = Yes {1}

Universe Description: All/Part of this local star was part of a package deal

Help Screen: H_PKGTRIPX

Question Text: ? [F1]

How much did ^YOU_ANYMEM pay for the package deal?

Fills: YOU_ANYMEM

Instructions: IF NUMHOUSE = 1 then fill "you"

ELSE fill "you or any members of your household"

Type: Integer

Length: 9

Min: 0

Max: 99999999

Don't Know

Refuse

Empty

On Input

On Output

Array:

Special Instructions: Display \$ and comma in the entry field

Skip Instructions: IF LOCDEALX > 1500 then goto ERR1_LOCDEALX

ELSE goto ANYLODGE

Instrument SAS Name: LOCDEALX

Destination Data Set: ETRF

Sponsor Field Type: N

Report Section: 17F

ERR1_LOCDEALX
BLKSECT17_F.ERR1_LOCDEALX

Check

Description: Out of Range Check

Inherited Universe:

Universe: LOCDEALX > 1500 AND LOCDEALX = RESPONSE

Universe Description: Package deal cost is out of range

Text: * THE VALUE ENTERED IS UNUSUALLY HIGH OR LOW

PLEASE VERIFY AND IF CORRECT, ENTER ITEM LEVEL NOTE

Check Instructions: IF suppressed then set LOCD_ALX = 'A1'

Type: Soft

Skip Instructions: Suppress: Goto ANYLODGE

All others, go back to LOCDEALX

Field

ANYLODGE
BLKSECT17_F.ANYLODGE

Description: Any lodging not included in package deal

Form Pane Label: Any local lodging?

SAS Name: ANYLODGE

Tag Name: ANYLODGE

Inherited Universe:

Universe:

Universe Description: Stayed overnight at a local hotel {a11 who get this block}

Question Text: Did ^YOU_ANYMEM spend anything for hotels, motels, cottages, trailer camps, or other lodging ^AnyLodge?

Fills: YOU_ANYMEM

Instructions: IF NUMHOUSE = 1 then fill "you"

ELSE fill "you or any members of your household"

Fills: AnyLodge

Instructions: If LODGLCDL = Yes {1} then fill "not counting what the package deal covered"

Type: Enumerated

Length: 1

Answer List: TYesNo

Value:	Mnemonic:	Description:
1	Yes	Yes
2	No	No

- Don't Know
- Refuse
- Empty

- On Input
- On Output

Array:

Skip Instructions: 1: Goto LOCLODGX

2,DK,RF: Goto ANYMEAL

Instrument SAS Name: ANYLODGE

Destination Data Set: ETRF

Sponsor Field Type: C

Report Section: 17F

Field

LOCLOGX
BLKSECT17_F.LOCLOGX

Description: Cost of lodging

Form Pane Label: Local lodging \$

SAS Name: LOCLOGX

Tag Name: LOCLOGX

Inherited Universe:

Universe: ANYLODGE = Yes {1}

Universe Description: Yes, spent money on lodging

Question Text: ? [F1]

What was the cost, including taxes and tips?

Type: Integer

Length: 9

Min: 1

Max: 99999999

Don't Know

Refuse

Empty

On Input

On Output

Array:

Special Instructions: Display \$ and comma in the entry field

Skip Instructions: IF LOCLOGX < 22 or LOCLOGX > 1999 then goto ERR1_LOCLOGX

ELSEIF RT10.POPGRP = 13, 14 or 19 then goto LHTLSTOR

ELSE goto ANYMEAL

Instrument SAS Name: LOCLOGX

Destination Data Set: ETRF

Sponsor Field Type: N

Report Section: 17F

Check

ERR1_LOCLOGX
BLKSECT17_F.ERR1_LOCLOGX

Description: Out of Range Check

Inherited Universe:

Universe: (LOCLOGX < 22 or LOCLOGX > 1999) AND LOCLOGX = RESPONSE

Universe Description: Lodging expense is out of range

Text: * THE VALUE ENTERED IS UNUSUALLY HIGH OR LOW

PLEASE VERIFY AND IF CORRECT, ENTER ITEM LEVEL NOTE

Check Instructions: IF suppressed then set LOCL_DGX = 'A1'

Type: Soft

Skip Instructions: Suppress: IF RT10.POPGRP = 13, 14 or 19 then goto LHTLSTOR
ELSE goto ANYMEAL

All others, go back to LOCLOGX

LHTLSTOR

Field

BLKSECT17_F.LHTLSTOR

Description: Hotel name

Form Pane Label: Hotel

SAS Name: LHTLSTOR

Tag Name: LHTLSTOR

Inherited Universe:

Universe: ANYLODGE = Yes {1} AND (VAL(Rt10.POPGRP) = 13 or VAL(Rt10.POPGRP) = 14 or VAL(Rt10.POPGRP) = 19)

Universe Description:

Question Text: What is the name of the hotel or place that you stayed?

✦ [Enter name of hotel](#)

Type: String

Length: 45

- Don't Know
- Refuse
- Empty

- On Input
- On Output

Array:

Skip Instructions: ENTRY: Goto LHTLLOC

DK,RF: Goto ANYMEAL

Instrument SAS Name: LHTLSTOR

Destination Data Set: ETRF

Sponsor Field Type: C

Report Section: 17F

Date Implemented (YYYY-MM-DD): July 2018

Field

LHTLLOC
BLKSECT17_F.LHTLLOC

Description: Hotel location - City

Form Pane Label: Location - City

SAS Name: LHTLLOC

Tag Name: LHTLLOC

Inherited Universe:

Universe: LHTLSTOR = RESPONSE

Universe Description:

Question Text: In what city did you stay?

Type: String

Length: 45

Don't Know

Refuse

Empty

On Input

On Output

Array:

Skip Instructions: Goto LHTLOCST

Instrument SAS Name: LHTLLOC

Destination Data Set: ETRF

Sponsor Field Type: C

Report Section: 17F

Date Implemented (YYYY-MM-DD): July 2018

LHTLOCST

Field

BLKSECT17_F.LHTLOCST

Description: Hotel location - State

Form Pane Label: State

SAS Name: LHTLOCST

Tag Name: LHTLOCST

Inherited Universe:

Universe: LHTLSTOR = RESPONSE

Universe Description:

Help Screen: H_DESTCODE

Question Text: ? [F1]

In what state did you stay?

✦ [Enter the two character state abbreviation](#)

Type: String

Length: 2

Don't Know

Refuse

Empty

On Input

On Output

Array:

Special Instructions: Use answer type TState - STRING[2], display width 4

Skip Instructions: IF entry is not a valid state abbreviation then goto CK_LHTLOCST

ELSE goto LOCSTRSV

Instrument SAS Name: LHTLOCST

Destination Data Set: ETRF

Sponsor Field Type: C

Report Section: 17F

Date Implemented (YYYY-MM-DD): July 2018

CK_LHTLOCST

Check

BLKSECT17_F.CK_LHTLOCST

Description: Not a valid state abbreviation

Inherited Universe:

Universe: (LHTLOCST is not a valid state abbreviation) AND LHTLOCST = RESPONSE

Universe Description: State abbreviation entered is not valid

Text: [✦ Not a valid state abbreviation](#)

Check Instructions:

Type: Hard

Skip Instructions: Go back to LHTLOCST

Field

LOCSTRSV
BLKSECT17_F.LOCSTRSV

Description: Reserved with hotel or third party

Form Pane Label: Direct

SAS Name: LOCSTRSV

Tag Name: LOCSTRSV

Inherited Universe:

Universe: LHTLSTOR = RESPONSE

Universe Description:

Question Text: Was the reservation made directly with ^LHTLSTOR_fill or through a third party?

Fills: LHTLSTOR_fill

Instructions: Fill entry in LHTLSTOR

Type: Enumerated

Length: 1

Answer List: TDirectThird

Value:	Mnemonic:	Description:
1	Direct	Direct
2	Third	Third Party

Don't Know

Refuse

Empty

On Input

On Output

Array:

Skip Instructions: 1,DK,RF: Goto LHTPURCH

2: Goto LHTRCOMP

Instrument SAS Name: LOCSTRSV

Destination Data Set: ETRF

Sponsor Field Type: C

Report Section: 17F

Date Implemented (YYYY-MM-DD): July 2018

Field

LHTRCOMP
BLKSECT17_F.LHTRCOMP

Description: Company name

Form Pane Label: Resv Company

SAS Name: LHTRCOMP

Tag Name: LHTRCOMP

Inherited Universe:

Universe: LOCSTRSV = Third {2}

Universe Description:

Question Text: What is the name of the company you used to make your reservation?

✦ [Enter company name or website](#)

Type: String

Length: 45

Don't Know

Refuse

Empty

On Input

On Output

Array:

Skip Instructions: Goto LHTPURCH

Instrument SAS Name: LHTRCOMP

Destination Data Set: ETRF

Sponsor Field Type: C

Report Section: 17F

Date Implemented (YYYY-MM-DD): July 2018

LHTPURCH

Field

BLKSECT17_F.LHTPURCH

Description: Reservation Online or in person

Form Pane Label: Online

SAS Name: LHTPURCH

Tag Name: LHTPURCH

Inherited Universe:

Universe: LHTLSTOR = RESPONSE

Universe Description:

Question Text: Was the reservation made -

Type: Enumerated

Length: 1

Answer List: TOnline

Value:	Mnemonic:	Description:
1	Online	Online?
2	InPerson	In person?
3	MailTel	By mail or telephone order?
4	Other	Other

- Don't Know
- Refuse
- Empty

- On Input
- On Output

Array:

Special Instructions: Answer list descriptions for options 1-3 should be bold black

Skip Instructions: 1,3,4,DK,RF: Goto ANYMEAL

2: IF LOCSTRSV = 2 then goto LHRCOLOC
ELSE goto ANYMEAL

Instrument SAS Name: LHTPURCH

Destination Data Set: ETRF

Sponsor Field Type: C

Report Section: 17F

Date Implemented (YYYY-MM-DD): July 2018

LHRCOLOC

Field

BLKSECT17_F.LHRCOLOC

Description: Company location - City

Form Pane Label: Location - City

SAS Name: LHRCOLOC

Tag Name: LHRCOLOC

Inherited Universe:

Universe: LHTRPURCH = InPesron {2} AND LOCSTRSV = Third {2}

Universe Description:

Question Text: In what city is ^LHTRCOMP_fill located?

Fills: LHTRCOMP_fill

Instructions: IF LHTRCOMP = NONRESPONSE then fill "the company"
ELSE fill entry in LHTRCOMP

Type: String

Length: 45

- Don't Know
- Refuse
- Empty

- On Input
- On Output

Array:

Skip Instructions: Goto LHRLOCST

Instrument SAS Name: LHRCOLOC

Destination Data Set: ETRF

Sponsor Field Type: C

Report Section: 17F

Date Implemented (YYYY-MM-DD): July 2018

Field

LHRLOCST
BLKSECT17_F.LHRLOCST

Description: Company location - State

Form Pane Label: State

SAS Name: LHRLOCST

Tag Name: LHRLOCST

Inherited Universe:

Universe: LHTPURCH = InPesron {2} AND LOCSTRSV = Third {2}

Universe Description:

Help Screen: H_DESTCODE

Question Text: ? [F1]

In what state is ^LHTRCOMP_fill located?

✦ Enter the two character state abbreviation

Fills: LHTRCOMP_fill

Instructions: IF LHTRCOMP = NONRESPONSE then fill "the company"
ELSE fill entry in LHTRCOMP

Type: String

Length: 2

Don't Know
 Refuse
 Empty

On Input
 On Output

Array:

Special Instructions: Use answer type TState - STRING[2], display width 4

Skip Instructions: IF entry is not a valid state abbreviation then goto CK_ LHRLOCST

ELSE gGoto ANYMEAL

Instrument SAS Name: LHRLOCST

Destination Data Set: ETRF

Sponsor Field Type: C

Report Section: 17F

Date Implemented (YYYY-MM-DD): July 2018

Check

CK_LHRLOCST
BLKSECT17_F.CK_LHRLOCST

Description: Not a valid state abbreviation

Inherited Universe:

Universe: (LHRLOCST is not a valid state abbreviation) AND LHRLOCST = RESPONSE

Universe Description: State abbreviation entered is not valid

Text: [✦ Not a valid state abbreviation](#)

Check Instructions:

Type: Hard

Skip Instructions: Go back to LHRLOCST

ANYMEAL

BLKSECT17_F.ANYMEAL

Field

Description: Spend for any meals outside of package deal

Form Pane Label: Any meals?

SAS Name: ANYMEAL

Tag Name: ANYMEAL

Inherited Universe:

Universe:

Universe Description: All who get this block

Question Text: Did ^YOU_ANYMEM spend anything for meals, snacks, or drinks at restaurants, bars, or fast food places ^AnyMeal?

Fills: AnyMeal

Instructions: If FOODLCDL = Yes {1} then fill "not counting what the package deal covered"

Fills: YOU_ANYMEM

Instructions: IF NUMHOUSE = 1 then fill "you"
ELSE fill "you or any members of your household"

Type: Enumerated

Length: 1

Answer List: TYesNo

Value:	Mnemonic:	Description:
1	Yes	Yes
2	No	No

- Don't Know
- Refuse
- Empty

- On Input
- On Output

Array:

Skip Instructions: 1: Goto LOCMEALX

2,DK,RF: Goto ANYLCGR

Instrument SAS Name: ANYMEAL

Destination Data Set: ETRF

Sponsor Field Type: C

Report Section: 17F

LOCMEALX

Field

BLKSECT17_F.LOCMEALX

Description: Cost of meals outside of package deals

Form Pane Label: Meal \$

SAS Name: LOCMEALX

Tag Name: LOCMEALX

Inherited Universe:

Universe: ANYMEAL = Yes {1}

Universe Description: Yes, spent money on meals at restaurants outside the package deal

Question Text: What was the cost, including taxes and tips?

Type: Integer

Length: 9

Min: 1

Max: 99999999

Don't Know

Refuse

Empty

On Input

On Output

Array:

Special Instructions: Display \$ and comma in the entry field

Skip Instructions: IF LOCMEALX < 6 or LOCMEALX > 1000 then goto ERR1_LOCMEALX

ELSE goto ANYALCML

Instrument SAS Name: LOCMEALX

Destination Data Set: ETRF

Sponsor Field Type: N

Report Section: 17F

Check

ERR1_LOCMEALX
BLKSECT17_F.ERR1_LOCMEALX

Description: Out of Range Check

Inherited Universe:

Universe: (LOCMEALX < 6 or LOCMEALX > 1000) AND LOCMEALX = RESPONSE

Universe Description: Money spent on meals at restaurants outside the package deal is out of range

Text: * THE VALUE ENTERED IS UNUSUALLY HIGH OR LOW

PLEASE VERIFY AND IF CORRECT, ENTER ITEM LEVEL NOTE

Check Instructions: IF suppressed then set LOCM_ALX = 'A1'

Type: Soft

Skip Instructions: Suppress: Goto ANYALCML

All others, go back to LOCMEALX

ANYALCML

Field

BLKSECT17_F.ANYALCML

Description: Did meal cost include alcohol

Form Pane Label: Any alcohol incl.?

SAS Name: ANYALCML

Tag Name: ANYALCML

Inherited Universe:

Universe: ANYMEAL = Yes {1}

Universe Description:

Question Text: Was any of the ^Mealx for alcoholic beverages?

Fills: Mealx

Instructions: IF LOCMEALX = NONRESPONSE then fill "amount"
ELSE fill the amount entered in LOCMEALX.

Type: Enumerated

Length: 1

Answer List: TYesNo

Value:	Mnemonic:	Description:
1	Yes	Yes
2	No	No

Don't Know

Refuse

Empty

On Input

On Output

Array:

Skip Instructions: 1: Goto ALCMEALX

2,DK,RF: Goto ANYLCGR

Instrument SAS Name: ANYALCML

Destination Data Set: ETRF

Sponsor Field Type: C

Report Section: 17F

ALCMEALX

Field

BLKSECT17_F.ALCMEALX

Description: Cost of alcohol

Form Pane Label: Alcohol \$

SAS Name: ALCMEALX

Tag Name: ALCMEALX

Inherited Universe:

Universe: ANYALCML = Yes {1}

Universe Description: Yes, some of the meals-at-restaurants cost was for alcohol

Question Text: What was the cost for alcoholic beverages, including taxes and tips?

Type: Integer

Length: 9

Min: 1

Max: 99999999

Don't Know

Refuse

Empty

On Input

On Output

Array:

Special Instructions: Display \$ and comma in the entry field

Skip Instructions: IF ALCMEALX < 5 or ALCMEALX > 388 then goto ERR1_ALCMEALX

ELSE goto ANYLCGR

Instrument SAS Name: ALCMEALX

Destination Data Set: ETRF

Sponsor Field Type: N

Report Section: 17F

Check

ERR1_ALCMEALX
BLKSECT17_F.ERR1_ALCMEALX

Description: Out of Range Check

Inherited Universe:

Universe: (ALCMEALX < 5 or ALCMEALX > 388) AND ALCMEALX = RESPONSE

Universe Description: Cost for alcohol w/meals at restaurants is out of range

Text: * THE VALUE ENTERED IS UNUSUALLY HIGH OR LOW

PLEASE VERIFY AND IF CORRECT, ENTER ITEM LEVEL NOTE

Check Instructions: IF suppressed then set ALCM_ALX = 'A1'

Type: Soft

Skip Instructions: Suppress: Goto ANYLCGR

All others, go back to ALCMEALX

ANYLCGR
BLKSECT17_F.ANYLCGR

Field

Description: Any groceries

Form Pane Label: Any groc?

SAS Name: ANYLCGR

Tag Name: ANYLCGR

Inherited Universe:

Universe:

Universe Description: All who get this block

Question Text: Did ^YOU_ANYMEM spend anything for food or beverages at grocery stores, convenience stores, or liquor stores?

Fills: YOU_ANYMEM

Instructions: IF NUMHOUSE = 1 then fill "you"
ELSE fill "you or any members of your household"

Type: Enumerated

Length: 1

Answer List: TYesNo

Value:	Mnemonic:	Description:
1	Yes	Yes
2	No	No

- Don't Know
- Refuse
- Empty

- On Input
- On Output

Array:

Skip Instructions: 1: Goto LOGGROCX

2,DK,RF: Goto ANYADMIS

Instrument SAS Name: ANYLCGR

Destination Data Set: ETRF

Sponsor Field Type: C

Report Section: 17F

LOGGROCX

Field

BLKSECT17_F.LOGGROCX

Description: Cost of groceries

Form Pane Label: Groc \$

SAS Name: LOGGROCX

Tag Name: LOGGROCX

Inherited Universe:

Universe: ANYLCGR = Yes {1}

Universe Description: Yes, had expenses for food/beverage at grocery stores

Question Text: What were the expenses, including taxes?

Type: Integer

Length: 9

Min: 1

Max: 99999999

Don't Know

Refuse

Empty

On Input

On Output

Array:

Special Instructions: Display \$ and comma in the entry field

Skip Instructions: IF LOGGROCX < 5 or LOGGROCX > 600 then goto ERR1_LOGGROCX

ELSE goto ANYALCGR

Instrument SAS Name: LOGGROCX

Destination Data Set: ETRF

Sponsor Field Type: N

Report Section: 17F

Check

ERR1_LOCGROCX
BLKSECT17_F.ERR1_LOCGROCX

Description: Out of Range Check

Inherited Universe:

Universe: (LOGGROCX < 5 or LOGGROCX > 600) AND LOGGROCX = RESPONSE

Universe Description: Expense for food/beverages at grocery stores is out of range

Text: * THE VALUE ENTERED IS UNUSUALLY HIGH OR LOW

PLEASE VERIFY AND IF CORRECT, ENTER ITEM LEVEL NOTE

Check Instructions: IF suppressed then set LOGG_OCX = 'A1'

Type: Soft

Skip Instructions: Suppress: Goto ANYALCGR

All others, go back to LOGGROCX

ANYALCGR

Field

BLKSECT17_F.ANYALCGR

Description: Any alcohol included with groceries

Form Pane Label: Any alcohol incl.?

SAS Name: ANYALCGR

Tag Name: ANYALCGR

Inherited Universe:

Universe: ANYLCGR = Yes {1}

Universe Description:

Question Text: Was any of the ^FillGROCX for alcoholic beverages?

Fills: FillGROCX

Instructions: IF LOGGROCX = NONRESPONSE then fill 'amount'
ELSE fill the amount entered in LOGGROCX.

Type: Enumerated

Length: 1

Answer List: TYesNo

Value:	Mnemonic:	Description:
1	Yes	Yes
2	No	No

Don't Know

Refuse

Empty

On Input

On Output

Array:

Skip Instructions: 1: Goto ALCGROCX

2,DK,RF: Goto ANYADMIS

Instrument SAS Name: ANYALCGR

Destination Data Set: ETRF

Sponsor Field Type: C

Report Section: 17F

ALCGROCX

Field

BLKSECT17_F.ALCGROCX

Description: Cost of alcohol bought separate from groceries

Form Pane Label: Alcohol \$

SAS Name: ALCGROCX

Tag Name: ALCGROCX

Inherited Universe:

Universe: ANYALCGR = Yes {1}

Universe Description: Yes, some of the food/beverage at grocery store expense was for alcohol

Question Text: What was the cost for alcoholic beverages, including taxes?

Type: Integer

Length: 9

Min: 1

Max: 99999999

Don't Know

Refuse

Empty

On Input

On Output

Array:

Special Instructions: Display \$ and comma in the entry field

Skip Instructions: IF ALCGROCX < 5 or ALCGROCX > 270 then goto ERR1_ALCGROCX

ELSE goto ANYADMIS

Instrument SAS Name: ALCGROCX

Destination Data Set: ETRF

Sponsor Field Type: N

Report Section: 17F

Check

ERR1_ALCGROCX
BLKSECT17_F.ERR1_ALCGROCX

Description: Out of Range Check

Inherited Universe:

Universe: (ALCGROCX < 5 or ALCGROCX > 270) AND ALCGROCX = RESPONSE

Universe Description: Grocery store expense for alcohol is out of range

Text: * THE VALUE ENTERED IS UNUSUALLY HIGH OR LOW

PLEASE VERIFY AND IF CORRECT, ENTER ITEM LEVEL NOTE

Check Instructions: IF suppressed then set ALCG_OCX = 'A1'

Type: Soft

Skip Instructions: Suppress: Goto ANYADMIS

All others, go back to ALCGROCX

ANYADMIS

Field

BLKSECT17_F.ANYADMIS

Description: Spend on any entertainment or admissions

Form Pane Label: Any entertainment?

SAS Name: ANYADMIS

Tag Name: ANYADMIS

Inherited Universe:

Universe:

Universe Description: All who get this block

Help Screen: H_ANYENTER

Question Text:  40 ? [F1]

Did ^YOU_ANYMEM spend anything on this stay for entertainment or admissions ^Anyadmis?

Fills: YOU_ANYMEM

Instructions: IF NUMHOUSE = 1 then fill "you"
ELSE fill "you or any members of your household"

Fills: Anyadmis

Instructions: If ENTRLCDL = Yes {1} then fill "not counting what the package deal covered"

Type: Enumerated

Length: 1

Answer List: TYesNo

Value:	Mnemonic:	Description:
1	Yes	Yes
2	No	No

- Don't Know
- Refuse
- Empty

- On Input
- On Output

Array:

Skip Instructions: 1: Goto LOCADMSX

2,DK,RF: Goto CHKFCOMB

Instrument SAS Name: ANYADMIS

Destination Data Set: ETRF

Sponsor Field Type: C

Report Section: 17F

LOCADMSX

Field

BLKSECT17_F.LOCADMSX

Description: Cost of entertainment

Form Pane Label: Entertainment \$

SAS Name: LOCADMSX

Tag Name: LOCADMSX

Inherited Universe:

Universe: ANYADMIS = Yes {1}

Universe Description: Yes, had entertainment or admissions expenses

Question Text: How much did ^YOU_ANYMEM pay?

Fills: YOU_ANYMEM

Instructions: IF NUMHOUSE = 1 then fill "you"

ELSE fill "you or any members of your household"

Type: Integer

Length: 9

Min: 1

Max: 99999999

- Don't Know
- Refuse
- Empty

- On Input
- On Output

Array:

Special Instructions: Display \$ and comma in the entry field

Skip Instructions: IF LOCADMSX < 5 or LOCADMSX > 290 then goto ERR1_LOCADMSX

ELSE goto CHKFCOMB

Instrument SAS Name: LOCADMSX

Destination Data Set: ETRF

Sponsor Field Type: N

Report Section: 17F

ERR1_LOCADMSX

Check

BLKSECT17_F.ERR1_LOCADMSX

Description: Out of Range Check

Inherited Universe:

Universe: (LOCADMSX < 5 or LOCADMSX > 290) AND LOCADMSX = RESPONSE

Universe Description: Entertainment or admissions expenses is out of range

Text: * THE VALUE ENTERED IS UNUSUALLY HIGH OR LOW

PLEASE VERIFY AND IF CORRECT, ENTER ITEM LEVEL NOTE

Check Instructions: IF suppressed then set LOCA_MSX = 'A1'

Type: Soft

Skip Instructions: Suppress: Goto CHKFCOMB

All others, go back to LOCADMSX

Field

CHKFCOMB
BLKSECT17_F.CHKFCOMB

Description: Combined expenses for food/bev, lodging, transportation or other

Form Pane Label: Combined expenses

SAS Name: CHKFCOMB

Tag Name: CHKFCOMB

Inherited Universe:

Universe:

Universe Description: All who get this block

Question Text: ♦ Are there combined expenses for food/beverages, lodging, transportation, or other things?

Type: Enumerated

Length: 1

Answer List: TYesNo

Value:	Mnemonic:	Description:
1	Yes	Yes
2	No	No

- Don't Know
- Refuse
- Empty

- On Input
- On Output

Array:

Skip Instructions: 1: Goto LOCCOMBX

2: Goto DIDYOU

Instrument SAS Name: CHKFCOMB

Destination Data Set: ETRF

Sponsor Field Type: C

Report Section: 17F

Field

LOCCOMBX
BLKSECT17_F.LOCCOMBX

Description: Combined expenses

Form Pane Label: Combined \$

SAS Name: LOCCOMBX

Tag Name: LOCCOMBX

Inherited Universe:

Universe: CHKFCOMB = Yes {1}

Universe Description: Yes, there were combined expenses

Help Screen: H_PKGTRIPX

Question Text: ? [F1]

- Only those things the respondent could not provide individual expenses for should be combined and entered here.

Type: Integer

Length: 9

Min: 1

Max: 99999999

Don't Know

Refuse

Empty

On Input

On Output

Array:

Special Instructions: 1. Display \$ and comma in the entry field

Skip Instructions: 1-99999999: IF LOCCOMBX < 5 or LOCCOMBX > 210 then
goto ERR1_LOCCOMBX
ELSE goto FOODLCCM

DK,RF: Goto FOODLCCM

Instrument SAS Name: LOCCOMBX

Destination Data Set: ETRF

Sponsor Field Type: N

Report Section: 17F

Check

ERR1_LOCCOMBX
BLKSECT17_F.ERR1_LOCCOMBX

Description: Out of Range Check

Inherited Universe:

Universe: (LOCCOMBX < 5 or LOCCOMBX > 210) AND LOCCOMBX = RESPONSE

Universe Description: Combined expenses is out of range

Text: * THE VALUE ENTERED IS UNUSUALLY HIGH OR LOW

PLEASE VERIFY AND IF CORRECT, ENTER ITEM LEVEL NOTE

Check Instructions: IF suppressed then set LOCC_MBX = 'A1'

Type: Soft

Skip Instructions: Suppress: Goto FOODLCCM

All others, go back to LOCCOMBX

FOODLCCM

Field

BLKSECT17_F.FOODLCCM

Description: combined expenses include food and beverages

Form Pane Label: Food?

SAS Name: FOODLCCM

Tag Name: FOODLCCM

Inherited Universe:

Universe: CHKFCOMB = Yes {1}

Universe Description:

Question Text: Does this include anything for . . .

. . . Food and beverages?

Type: Enumerated

Length: 1

Answer List: TYesNo

Value:	Mnemonic:	Description:
1	Yes	Yes
2	No	No

- Don't Know
- Refuse
- Empty

- On Input
- On Output

Array:

Skip Instructions: Goto LODGLCCM

Instrument SAS Name: FOODLCCM

Destination Data Set: ETRF

Sponsor Field Type: C

Report Section: 17F

LODGLCCM

Field

BLKSECT17_F.LODGLCCM

Description: combined expenses include lodging

Form Pane Label: Lodging?

SAS Name: LODGLCCM

Tag Name: LODGLCCM

Inherited Universe:

Universe: CHKFCOMB = Yes {1}

Universe Description:

Question Text: Does this include anything for . .

. . . Lodging?

Type: Enumerated

Length: 1

Answer List: TYesNo

Value:	Mnemonic:	Description:
1	Yes	Yes
2	No	No

- Don't Know
- Refuse
- Empty

- On Input
- On Output

Array:

Skip Instructions: Goto ENTRLCCM

Instrument SAS Name: LODGLCCM

Destination Data Set: ETRF

Sponsor Field Type: C

Report Section: 17F

ENTRLCCM

Field

BLKSECT17_F.ENTRLCCM

Description: combined expenses include entertainment

Form Pane Label: Entertainment?

SAS Name: ENTRLCCM

Tag Name: ENTRLCCM

Inherited Universe:

Universe: CHKFCOMB = Yes {1}

Universe Description:

Question Text: Does this include anything for . .

. . . Entertainment?

Type: Enumerated

Length: 1

Answer List: TYesNo

Value:	Mnemonic:	Description:
1	Yes	Yes
2	No	No

- Don't Know
- Refuse
- Empty

- On Input
- On Output

Array:

Skip Instructions: Goto ELSELCCM

Instrument SAS Name: ENTRLCCM

Destination Data Set: ETRF

Sponsor Field Type: C

Report Section: 17F

ELSELCCM

Field

BLKSECT17_F.ELSELCCM

Description: combined expenses include any other expenses

Form Pane Label: Anything else?

SAS Name: ELSELCCM

Tag Name: ELSELCCM

Inherited Universe:

Universe: CHKFCOMB = Yes {1}

Universe Description:

Question Text: Does this include any . . .

. . . Other expenses?

Type: Enumerated

Length: 1

Answer List: TYesNo

Value:	Mnemonic:	Description:
1	Yes	Yes
2	No	No

- Don't Know
- Refuse
- Empty

- On Input
- On Output

Array:

Skip Instructions: 1,DK,RF: Goto DIDYOU

2: IF FOODLCCM = 2 and LODGLCCM = 2 and ENTRLCCM = 2 then goto
CK_LOCCOMBX
ELSE goto DIDYOU

Instrument SAS Name: ELSELCCM

Destination Data Set: ETRF

Sponsor Field Type: C

Report Section: 17F

CK_LOCCOMBX

Check

BLKSECT17_F.CK_LOCCOMBX

Description: Combined Expenses Check

Inherited Universe:

Universe: FOODLCCM = No {2} and LODGLCCM = No {2} and ENTRLCCM = No {2} and ELSELCCM = No {2}

Universe Description: No to all screeners after saying yes to having a combined expenses

Text: * You have indicated this was a combined expense, but have entered no to all 'combined with' questions.

PLEASE VERIFY

Check Instructions:

Type: Soft

Skip Instructions: Suppress: Goto DIDYOU

All others, go back to ELSELCCM

Field

DIDYOU
BLKSECT17_F.DIDYOU

Description: Any other stays at local hotels or motels

Form Pane Label: Any oth local stays?

SAS Name: DIDYOU

Tag Name: DIDYOU

Inherited Universe:

Universe:

Universe Description: All who get this block

Question Text: Did ^YOU_ANYMEM have any other stays at local hotels or motels?

Fills: YOU_ANYMEM

Instructions: IF NUMHOUSE = 1 then fill "you"

ELSE fill "you or any members of your household"

Type: Enumerated

Length: 1

Answer List: TYesNo

Value:	Mnemonic:	Description:
1	Yes	Yes
2	No	No

Don't Know

Refuse

Empty

On Input

On Output

Array:

Skip Instructions: 1: Goto NUMLOC for the next row

2,DK,RF: Exit block and goto S18F_END

Instrument SAS Name: DIDYOU

Destination Data Set: ETRF

Sponsor Field Type: C

Report Section: 17F

Field

LOCD_ALX
BLKSECT17_F.LOCD_ALX

Description: Range edit flag

Form Pane Label:

SAS Name: LOCD_ALX

Tag Name:

Inherited Universe:

Universe:

Universe Description:

Question Text:

Type: String

Length: 2

- Don't Know
- Refuse
- Empty

- On Input
- On Output

Array:

Special Instructions: NOTE: See ERR1_LOCDEALX for how to set this field

Valid Values: A1 = Range edit failed
(ERR1 check was suppressed)

Blank = Range edit passed

Instrument SAS Name: LOCD_ALX

Destination Data Set: ETRF

Sponsor Field Type: C

Report Section: 17F

Sponsor Edits: FLAG

LOCL_DGX

Field

BLKSECT17_F.LOCL_DGX

Description: Range edit flag

Form Pane Label:

SAS Name: LOCL_DGX

Tag Name:

Inherited Universe:

Universe:

Universe Description:

Question Text:

Type: String

Length: 2

- Don't Know
- Refuse
- Empty

- On Input
- On Output

Array:

Special Instructions: NOTE: See ERR1_LOCLDYGX for how to set this field

Valid Values: A1 = Range edit failed
(ERR1 check was suppressed)

Blank = Range edit passed

Instrument SAS Name: LOCL_DGX

Destination Data Set: ETRF

Sponsor Field Type: C

Report Section: 17F

Sponsor Edits: FLAG

Field

LOCM_ALX
BLKSECT17_F.LOCM_ALX

Description: Range edit flag

Form Pane Label:

SAS Name: LOCM_ALX

Tag Name:

Inherited Universe:

Universe:

Universe Description:

Question Text:

Type: String

Length: 2

- Don't Know
- Refuse
- Empty

- On Input
- On Output

Array:

Special Instructions: NOTE: See ERR1_LOCMEALX for how to set this field

Valid Values: A1 = Range edit failed
(ERR1 check was suppressed)

Blank = Range edit passed

Instrument SAS Name: LOCM_ALX

Destination Data Set: ETRF

Sponsor Field Type: C

Report Section: 17F

Sponsor Edits: FLAG

ALCM_ALX

Field

BLKSECT17_F.ALCM_ALX

Description: Range edit flag

Form Pane Label:

SAS Name: ALCM_ALX

Tag Name:

Inherited Universe:

Universe:

Universe Description:

Question Text:

Type: String

Length: 2

- Don't Know
- Refuse
- Empty

- On Input
- On Output

Array:

Special Instructions: NOTE: See ERR1_ALCMEALX for how to set this field

Valid Values: A1 = Range edit failed
(ERR1 check was suppressed)
Blank = Range edit passed

Instrument SAS Name: ALCM_ALX

Destination Data Set: ETRF

Sponsor Field Type: C

Report Section: 17F

Sponsor Edits: FLAG

Field

LOGG_OCX
BLKSECT17_F.LOGG_OCX

Description: Range edit flag

Form Pane Label:

SAS Name: LOGG_OCX

Tag Name:

Inherited Universe:

Universe:

Universe Description:

Question Text:

Type: String

Length: 2

- Don't Know
- Refuse
- Empty

- On Input
- On Output

Array:

Special Instructions: NOTE: See ERR1_LOCGROCX for how to set this field

Valid Values: A1 = Range edit failed
(ERR1 check was suppressed)

Blank = Range edit passed

Instrument SAS Name: LOGG_OCX

Destination Data Set: ETRF

Sponsor Field Type: C

Report Section: 17F

Sponsor Edits: FLAG

ALCG_OCX

Field

BLKSECT17_F.ALCG_OCX

Description: Range edit flag

Form Pane Label:

SAS Name: ALCG_OCX

Tag Name:

Inherited Universe:

Universe:

Universe Description:

Question Text:

Type: String

Length: 2

- Don't Know
- Refuse
- Empty

- On Input
- On Output

Array:

Special Instructions: NOTE: See ERR1_ALCGROCX for how to set this field

Valid Values: A1 = Range edit failed
(ERR1 check was suppressed)
Blank = Range edit passed

Instrument SAS Name: ALCG_OCX

Destination Data Set: ETRF

Sponsor Field Type: C

Report Section: 17F

Sponsor Edits: FLAG

Field

LOCA_MSX
BLKSECT17_F.LOCA_MSX

Description: Range edit flag

Form Pane Label:

SAS Name: LOCA_MSX

Tag Name:

Inherited Universe:

Universe:

Universe Description:

Question Text:

Type: String

Length: 2

- Don't Know
- Refuse
- Empty

- On Input
- On Output

Array:

Special Instructions: NOTE: See ERR1_LOCADMSX for how to set this field

Valid Values: A1 = Range edit failed
(ERR1 check was suppressed)

Blank = Range edit passed

Instrument SAS Name: LOCA_MSX

Destination Data Set: ETRF

Sponsor Field Type: C

Report Section: 17F

Sponsor Edits: FLAG

LOCC_MBX

Field

BLKSECT17_F.LOCC_MBX

Description: Range edit flag

Form Pane Label:

SAS Name: LOCC_MBX

Tag Name:

Inherited Universe:

Universe:

Universe Description:

Question Text:

Type: String

Length: 2

Don't Know

Refuse

Empty

On Input

On Output

Array:

Special Instructions: NOTE: See ERR1_LOCCOMBX for how to set this field

Valid Values: A1 = Range edit failed
(ERR1 check was suppressed)

Blank = Range edit passed

Instrument SAS Name: LOCC_MBX

Destination Data Set: ETRF

Sponsor Field Type: C

Report Section: 17F

Sponsor Edits: FLAG

Field

S17F_END
S17F_END

Description: End of section 17F

Form Pane Label:

SAS Name:

Tag Name:

Inherited Universe:

Universe: DIDYOU = No {2} OR DIDYOU = NONRESPONSE OR ANYLOC = No {2} OR ANYLOC = NONRESPONSE

Universe Description:

Question Text:

Type: Classification

Length: 0

- Don't Know
- Refuse
- Empty

- On Input
- On Output

Store Instructions: 1. Set Section Complete flag.
Store 'Yes' in Sectcomp(17)

2. Store 1 in TRF_STAT and TRF_ORIG

Array:

Skip Instructions: Goto Section 18 - BSECT18

Report Section: 17F

TRF_STAT

TRF_STAT

Field

Description: Record status

Form Pane Label:

SAS Name: REC_STAT

Tag Name:

Inherited Universe:

Universe:

Universe Description:

Question Text:

Type: String

Length: 1

- Don't Know
- Refuse
- Empty

- On Input
- On Output

Array:

Special Instructions: NOTE: See S17F_END for how to set this field

Valid Values: 1 = Active Record

Instrument SAS Name: TRF_STAT

Destination Data Set: ETRF

Sponsor Field Type: C

Report Section: 17F

Field

TRF_ORIG
TRF_ORIG

Description: Record origin

Form Pane Label:

SAS Name: REC_ORIG

Tag Name:

Inherited Universe:

Universe:

Universe Description:

Question Text:

Type: String

Length: 1

- Don't Know
- Refuse
- Empty

- On Input
- On Output

Array:

Special Instructions: NOTE: See S17F_END for how to set this field

Valid Values: 1 = Data from current month interview

Instrument SAS Name: TRF_ORIG

Destination Data Set: ETRF

Sponsor Field Type: C

Report Section: 17F

S17BC_Flag

Field

S17BC_Flag

Description: Flag for use in section 20C

Form Pane Label:

SAS Name:

Tag Name:

Inherited Universe:

Universe: S17BC_End := '1'

Universe Description:

Question Text:

Type: Enumerated

Length: 1

Answer List: TYesNo

Value:	Mnemonic:	Description:
1	Yes	Yes
2	No	No

- Don't Know
- Refuse
- Empty

- On Input
- On Output

Store Instructions: FOR I:= 1 TO 5 DO
 Set LP17BC_Flag[I] = no
END DO

FOR I:= 1 TO 17 DO
 IF BSECT17.BLKSECT17_BC_STRUCT.BLKSECT17_BC_1[I].NUMNIGHT =
RESPONSE OR
 BSECT17.BLKSECT17_BC_STRUCT.BLKSECT17_BC_1[I].NUMNIGHT =
NONRESPONSE THEN:
 {not an 888 - deleted}

 IF BSECT17.BLKSECT17_BC_STRUCT.BLKSECT17_BC_1[I].CMSHIPX =
RESPONSE OR

```
        BSECT17.BLKSECT17_BC_STRUCT.BLKSECT17_BC_1[!].CMSHIPX =  
NONRESPONSE  
        THEN LP17BC_Flag[1] := Yes  
        END  
        IF BSECT17.BLKSECT17_BC_STRUCT.BLKSECT17_BC_1[!].RTCARX =  
RESPONSE OR  
        BSECT17.BLKSECT17_BC_STRUCT.BLKSECT17_BC_1[!].RTCARX =  
NONRESPONSE  
        THEN LP17BC_Flag[2] := Yes  
        END  
        IF BSECT17.BLKSECT17_BC_STRUCT.BLKSECT17_BC_1[!].ANYTOLL = Yes  
{1} OR  
        BSECT17.BLKSECT17_BC_STRUCT.BLKSECT17_BC_1[!].ANYTOLL =  
NONRESPONSE  
        THEN LP17BC_Flag[3] := Yes  
        END  
        IF BSECT17.BLKSECT17_BC_STRUCT.BLKSECT17_BC_1[!].ANYPARK = Yes  
{1} OR  
        BSECT17.BLKSECT17_BC_STRUCT.BLKSECT17_BC_1[!].ANYPARK =  
NONRESPONSE  
        THEN LP17BC_Flag[4] := Yes  
        END  
        IF BSECT17.BLKSECT17_BC_STRUCT.BLKSECT17_BC_2[!].LODGING = Yes  
{1} OR  
        BSECT17.BLKSECT17_BC_STRUCT.BLKSECT17_BC_2[!].LODGING =  
NONRESPONSE  
        THEN LP17BC_Flag[5] := Yes  
        END  
        END  
    END DO
```

Array:

Number of Elements: 5

Special Instructions: Array Positions
1 = Ship
2 = Rental Car
3 = Tolls
4 = Parking Fees
5 = Lodging

Instrument SAS Name: S17BC_Flag

Sponsor Field Type: N

Report Section: 17BC

Date Implemented (YYYY-MM-DD): April 2019

Field

S17Fldg_Flag

S17Fldg_Flag

Description: Flag for use in section 20C

Form Pane Label:

SAS Name:

Tag Name:

Inherited Universe:

Universe: S17F_End := '1'

Universe Description: Section 17F is complete

Question Text:

Type: Enumerated

Length: 1

Answer List: TYesNo

Value:	Mnemonic:	Description:
1	Yes	Yes
2	No	No

- Don't Know
- Refuse
- Empty

- On Input
- On Output

Store Instructions: Set LP17Fldg_Flag = no

Of the trips taken, if any involved lodging set the flag equal to yes

```
FOR I:= 1 TO 17 DO
```

```
    IF BSECT17.BLKSECT17_F[I].ANYLODGE = Yes {1} or  
    BSECT17.BLKSECT17_F[I].ANYLODGE = NONRESPONSE THEN
```

```
        LP17BFldg_Flag := Yes
```

```
    END
```

```
END DO
```

Array:

Instrument SAS Name: S17Fldg_Flag

Sponsor Field Type: N

Report Section: 17F

Date Implemented (YYYY-MM-DD): April 2019

Block

BSECT18
BSECT18

Description: Clothing

Tab Name: S18

Fly Over Name: S18 - Clothing

Universe Type: If

Inherited Universe:

Universe: bFront.START <> Transmit {3} AND bFront.START <> Quit {4} AND
bFront.START <> Noninterview {5} AND bFront.REPLACE_HH <> Yes {1} AND
bFront.REPLACE_SPAWN <> Continue {1} AND CE_INTRO = Continue {1}

Universe Description: All

Array:

Block Instructions: 1. Section labels:

Section 18, Part A - Select Clothing Items and Services

Section 18, Part B - Clothing, Footware and Accessories

(for fields ADLTCLOX - CLOGFTX)

HHCount17

Field

HHCount17

Description: Total number of active children with age = 0-17

Form Pane Label:

SAS Name:

Tag Name:

Inherited Universe:

Universe:

Universe Description:

Question Text:

Type: Integer

Length: 2

Min: 0

Max: 30

- Don't Know
- Refuse
- Empty

- On Input
- On Output

Store Instructions: Count of the number of active children with age = 0-17 or (Age = DK/RF and age2 = Yes {under16})

CC.Unit2.Person[!].Recstatm = 1 AND

CC.Unit2.Person[!].Age = RESPONSE AND

(CC.Unit2.Person[!].Age < 18 or

(CC.Unit2.Person[!].Age = NONRESPONSE and CC.Unit2.Person[!].Age2 = Yes))

Array:

Field

HHCount18
HHCount18

Description: Count of the number of household members 18+

Form Pane Label:

SAS Name:

Tag Name:

Inherited Universe:

Universe:

Universe Description:

Question Text:

Type: Integer

Length: 2

Min: 0

Max: 30

- Don't Know
- Refuse
- Empty

- On Input
- On Output

Store Instructions: Count of the number of active persons with age = 18+

```
CC.Unit2.Person[!].Recstatm = 1 AND  
CC.Unit2.Person[!].Age = RESPONSE AND  
(CC.Unit2.Person[!].Age >= 18 or  
(CC.Unit2.Person[!].Age = NONRESPONSE and (CC.Unit2.Person[!].Age2 = No or  
CC.Unit2.Person[!].Age2 = NONRESPONSE)))
```

Array:

S18A_INTRO

S18A_INTRO

Field

Description: Introduction for Section 18A

Form Pane Label: Introduction

SAS Name:

Tag Name: S18A_INTRO

Inherited Universe:

Universe:

Universe Description: All

Question Text: Now I am going to ask about clothing and related expenses. First, let's start with some selected items and services. You may find it helpful to refer to receipts, credit card statements or other records to answer the questions.

Description Month Amount
(CLODESCD) (CLOTHMOD) (CLOTHXD)

Type: Enumerated

Length: 1

Answer List: TContinue

Value:	Mnemonic:	Description:
1	Continue	Enter 1 to Continue

- Don't Know
- Refuse
- Empty

- On Input
- On Output

Array:

Skip Instructions: Goto BSECT18.BTABLEA.BROW.CLD_ITEM

Instrument SAS Name: S18A_INTRO

Destination Data Set: ECLD

Report Section: 18A

Date Implemented (YYYY-MM-DD): April 2023

BTABLEA

BTABLEA

Block

Description: Select Clothing Items and Services

Tab Name:

Fly Over Name:

Universe Type: If

Inherited Universe:

Universe: S18A_INTRO = Continue {1}

Universe Description: All

Array:

Block Instructions: 1. Max number of rows: 15

2. This section is a laundry list. Follow the laundry list standards. (See the attachment on the field Laundry_List_Standards.)

3. Pre-chart

o Follow pre-chart standards. (See attachment on the field Prechart_Standards.)

o See the attachment on the variable Input_Setup_Specifications for specific prechart information

Block

BROW
BTABLEA.BROW

Description:

Tab Name:
Fly Over Name:
Universe Type: If

Inherited Universe:

Universe: (CLD_ITEM(previous row) <> 99) AND (ROW # < 16)

Universe Description:

Array:

Block Instructions:

SoftLowerLimit

Field

BTABLEA.BROW.SoftLowerLimit

Description: Lower ranges for ERR1

Form Pane Label:

SAS Name:

Tag Name:

Inherited Universe:

Universe:

Universe Description:

Question Text:

Type: Integer

Length: 8

Min: 0

Max: 99999999

- Don't Know
- Refuse
- Empty

- On Input
- On Output

Store Instructions: SoftLowerLimit[1] := 1
SoftLowerLimit[2] := 1
SoftLowerLimit[3] := 1
SoftLowerLimit[4] := 1
SoftLowerLimit[5] := 1
SoftLowerLimit[6] := 1
SoftLowerLimit[7] := 1
SoftLowerLimit[8] := 1

Array:

Number of Elements: 30

Field

SoftUpperLimit
BTABLEA.BROW.SoftUpperLimit

Description: Upper ranges for ERR1

Form Pane Label:

SAS Name:

Tag Name:

Inherited Universe:

Universe:

Universe Description:

Question Text:

Type: Integer

Length: 8

Min: 0

Max: 99999999

- Don't Know
- Refuse
- Empty

- On Input
- On Output

Store Instructions: SoftUpperLimit[1] := 3499

SoftUpperLimit[2] := 450

SoftUpperLimit[3] := 9999

SoftUpperLimit[4] := 249

SoftUpperLimit[5] := 249

SoftUpperLimit[6] := 249

SoftUpperLimit[7] := 249

SoftUpperLimit[8] := 249

Array:

Number of Elements: 30

CLD_ITEM

Field

BTABLEA.BROW.CLD_ITEM

Description: Had expenses for select clothing items and services

Form Pane Label: Item

SAS Name:

Tag Name: CLD_ITEM

Inherited Universe:

Universe:

Universe Description: All

Help Screen: H_S18A

Question Text:  41 ? [F1]

Since the first of ^REF_MONTH, have ^YOU_ANYMEM had expenses for any of the following items, either for members of your household or for someone outside your household?

[◆ Read each item on list.](#)

Fills: REF_MONTH

Instructions: Set REF_MONTH = 3 months before the interview.

Calculated by taking the INTPER from record type 10 to come up with the base month to start from.

Fills: YOU_ANYMEM

Instructions: IF NUMHOUSE = 1 then fill "you"

ELSE fill "you or any members of your household"

Type: Enumerated

Length: 3

Answer List: TSec18altems

Value:	Mnemonic:	Description:
1	Suits	Purchase of any suits or tuxedos for men, 16 or older?
2	Watch	Purchase of any watches?
3	Jewelry	Purchase of any jewelry?
4	RepairShoes	Shoe repair or other shoe services?
5	RepairWatch	Watch or jewelry repair?

6	RepairClothes	Repairs, alterations, or tailoring for clothing and accessories?
7	ClothRental	Rental of any clothing or accessories?
8	ClothStorage	Storage outside the home, just for clothing?
99	NoMore99	None/No more entries
888	DeleteLine	Delete the line

- Don't Know
- Refuse
- Empty

- On Input
- On Output

Store Instructions: 1. Set CLOTHYD as follows:
IF CLD_ITEM >= 1 AND CLD_ITEM < 95 THEN:
IF CLD_ITEM = 1 then set CLOTHYD = '120'
ELSEIF CLD_ITEM = 2 then set CLOTHYD = '370'
ELSEIF CLD_ITEM = 3 then set CLOTHYD = '380'
ELSEIF CLD_ITEM = 4 then set CLOTHYD = '460'
ELSEIF CLD_ITEM = 5 then set CLOTHYD = '470'
ELSEIF CLD_ITEM = 6 then set CLOTHYD = '450'
ELSEIF CLD_ITEM = 7 then set CLOTHYD = '480'
ELSEIF CLD_ITEM = 8 then set CLOTHYD = '490'

2. Set Item2Shadow = CLD_ITEM

Array:

Special Instructions: 1. Answer list options should be in bold black except 99 and 888, they should be in regular black.
(Once an answer list option is selected and the "Any more" question is answered, the answer list description color should be changed to regular blue.)

2. If CLD_ITEM = 1-3 then SHOW CLODESCD

3. IF CLD_ITEM = 888 then "SHOW" the fields in the row

Skip Instructions: 1-8: IF CLD_ITEM <> Item2Shadow then goto CK_ITEM
IF CLD_ITEM = 1-3 then goto CLSVGFTC
ELSE goto CLODESCD

99: Exit the table and goto S18A_END

888: IF row number = 15 then exit the table and goto S18A_END
ELSE goto CLD_ITEM for the next row

Instrument SAS Name: CLD_ITEM

Destination Data Set: ECLD

Sponsor Field Type: N

Report Section: 18A

Check

CK_ITEM
BTABLEA.BROW.CK_ITEM

Description: After a row is completed, the user has backed up and changed the item number to another valid item number

Inherited Universe:

Universe: CLD_ITEM was changed to another valid item number

Universe Description: After a row is completed, the user has backed up and changed the item number to another valid item number

Text: • Press "S" to change this item code and enter new data

Press ENTER to re-enter the original item code: ^OldItem

Check Instructions: IF SUPPRESSED then set all fields in this row to EMPTY:
CLODESCD, CLSVGFTC, CLOTHMOD, CLSRVCX, CLD_C, CLD_CMB,
CLBSTORE, CLBPURCH, CLBLOC, CLBLOCST, CLDMORE

Type: Soft

Skip Instructions: SUPPRESSED: Goto CLODESCD

All others, go back to CLD_ITEM

Fills: OldItem

Instructions: Fill entry in Item2Shadow

CLODESCD

Field

BTABLEA.BROW.CLODESCD

Description: Item description

Form Pane Label: Description

SAS Name: CLODESCD

Tag Name: CLODESCD

Inherited Universe:

Universe: CLD_ITEM >= 4 AND CLD_ITEM <= 8

Universe Description: Only ask for clothing services

Question Text: What kind of service was this?

✦ Describe briefly the service.

<u>Description</u>	<u>Month</u>	<u>Amount</u>
(CLODESCD)	(CLOTHMOD)	(CLSRVCX)

Type: String

Length: 30

- Don't Know
- Refuse
- Empty

- On Input
- On Output

Store Instructions: Pre-fill CLODESCD:

IF CLODESCD = EMPTY THEN

 If CLD_ITEM = 1 then set CLODESCD = 'Purchase men's suit/tuxedo'

 elseif CLD_ITEM = 2 then set CLODESCD = 'Purchase watches'

 elseif CLD_ITEM = 3 then set CLODESCD = 'Purchase jewelry'

 elseif CLD_ITEM = 4 then set CLODESCD = 'Shoe repair or other shoe serv'

 elseif CLD_ITEM = 5 then set CLODESCD = 'Watch or jewelry repair'

 elseif CLD_ITEM = 6 then set CLODESCD = 'Repair for clothing or access.'

 elseif CLD_ITEM = 7 then set CLODESCD = 'Rental of clothing or access.'

 elseif CLD_ITEM = 8 then set CLODESCD = 'Clothing storage outside home'

Array:

Skip Instructions: Goto CLSVGFTC

Instrument SAS Name: CLODESCD

Destination Data Set: ECLD

Sponsor Field Type: C

Report Section: 18A

CLSVGFTC

Field

BTABLEA.BROW.CLSVGFTC

Description: Purchased for your CU or for outside your CU

Form Pane Label: Who

SAS Name: CLSVGFTC

Tag Name: CLSVGFTC

Inherited Universe:

Universe: NOT (CLD_ITEM IN [NoMore99, DeleteLine]) AND CLD_ITEM <> EMPTY

Universe Description: All, except CLD_ITEM = 99 or 888

Question Text: Was this for ^YOU_YRCU or for someone outside your household?

Description Month Amount
(CLODESCD) (CLOTHMOD) (CLSRVCX)

Fills: YOU_YRCU

Instructions: IF NUMHOUSE = 1 then fill "you"
ELSE fill "your household"

Type: Enumerated

Length: 1

Answer List: Twhom

Value:	Mnemonic:	Description:
1	YourCu	Your household
2	OutsideCu	Someone outside your household

- Don't Know
- Refuse
- Empty

- On Input
- On Output

Array:

Skip Instructions: Goto CLOTHMOD

Instrument SAS Name: CLSVGFTC

Destination Data Set: ECLD

Sponsor Field Type: C

Report Section: 18A

CLOTHMOD

Field

BTABLEA.BROW.CLOTHMOD

Description: When did you purchase it

Form Pane Label: Month

SAS Name: CLOTHMOD

Tag Name: CLOTHMOD

Inherited Universe:

Universe: NOT (CLD_ITEM IN [NoMore99, DeleteLine]) AND CLD_ITEM <> EMPTY

Universe Description: All, except CLD_ITEM = 99 or 888

Question Text: When did you purchase ^Clothmod_Fill?

<u>Description</u>	<u>Month</u>	<u>Amount</u>
(CLODESCD)	(CLOTHMOD)	(CLSRVCX)

Fills: Clothmod_Fill

Instructions: IF CLD_ITEM >= 4 and CLD_ITEM <= 8 then fill 'this service'
ELSE fill 'this'

Type: Enumerated

Length: 2

Answer List: TMONTH

Value:	Mnemonic:	Description:
1	Jan	January
2	Feb	February
3	Mar	March
4	Apr	April
5	May	May
6	Jun	June
7	Jul	July
8	Aug	August
9	Sep	September
10	Oct	October
11	Nov	November
12	Dec	December

Don't Know
 Refuse
 Empty

On Input
 On Output

Array:

Special Instructions: Only display answer options for the 4 months that are the reference month through the current month. (ref_monthnum, two_monthnum, last_monthnum, and cur_monthnum)

Note: Blaise does not allow non-displayed options to be selected

Skip Instructions: Goto CLSRVCX

Instrument SAS Name: CLOTHMOD

Destination Data Set: ECLD

Sponsor Field Type: C

Report Section: 18A

CLSRVCX

Field

BTABLEA.BROW.CLSRVXC

Description: How much did it cost

Form Pane Label: Amount

SAS Name: CLSRVCX

Tag Name: CLSRVCX

Inherited Universe:

Universe: NOT (CLD_ITEM IN [NoMore99, DeleteLine]) AND CLD_ITEM <> EMPTY

Universe Description: All, except CLD_ITEM = 99 or 888

Question Text: How much did it cost? Please include any sales tax with the cost, as well as any shipping and handling charges with the cost of any item that was shipped.

<u>Description</u>	<u>Month</u>	<u>Amount</u>
(CLODESCD)	(CLOTHMOD)	(CLSRVCX)

Type: Integer

Length: 7

Min: 1

Max: 999999

- Don't Know
- Refuse
- Empty

- On Input
- On Output

Store Instructions: IF CLSRVCX is in RANGE or NONRESPONSE then set CLSRVCX_ = EMPTY

Array:

Special Instructions: Display a \$ and a comma, as needed in the entry field.

Skip Instructions: 1-999999: IF CLSRVCX < SoftLowerLimit[CLD_ITEM] or CLSRVCX > SoftUpperLimit[CLD_ITEM]
then goto ERR1_CLSRVCX
ELSEIF CLD_ITEM and CLSRVCX for this record are equal to any records data in the prechart/input then goto ERR_DUP
ELSE goto CLD_C

DK,RF: Goto CLD_C

Instrument SAS Name: CLSRVCX

Destination Data Set: ECLD

Sponsor Field Type: N

Report Section: 18A

ERR1_CLSRVCX

Check

BTABLEA.BROW.ERR1_CLSRVCX

Description: Out of Range Check

Inherited Universe:

Universe: (CLSRVCX < SoftLowerLimit[CLD_ITEM] or CLSRVCX > SoftUpperLimit[CLD_ITEM]) AND CLSRVCX = RESPONSE

Universe Description:

Text: * THE VALUE ENTERED IS UNUSUALLY HIGH OR LOW

PLEASE VERIFY AND IF CORRECT, ENTER ITEM LEVEL NOTE

Check Instructions: If suppressed then set CLSRVCX_ = 'A1'

Type: Soft

Skip Instructions: Suppressed: Goto CLD_C

All others, go back to CLSRVCX

Check

ERR_DUP
BTABLEA.BROW.ERR_DUP

Description: Check for Possible Duplicate Reporting

Inherited Universe:

Universe: CLSRVCX = RESPONSE AND (CLD_ITEM and CLSRVCX equal any SCIF records CLD_ITEM and CLSRVCX)

Universe Description: Amount is not DK/RF and (item and amount is the same as one of the records on the SCIF)

Text: ♦ This item appears to be the same as one reported last interview.

Please verify to avoid duplicate reporting

If this is a duplicate item, enter 888 to delete line.

Check Instructions:

Type: Soft

Skip Instructions: Suppress: Goto CLD_C

All others, go back to CLSRVCX

CLD_C

Field

BTABLEA.BROW.CLD_C

Description: Combined Expense?**Form Pane Label:** C**SAS Name:****Tag Name:** CLD_C**Inherited Universe:****Universe:** NOT (CLD_ITEM IN [NoMore99, DeleteLine]) AND CLD_ITEM <> EMPTY**Universe Description:** All except CLD_ITEM = 99 or 888**Question Text:** [✦ Enter 'C' for a combined expense.](#)**Type:** String**Length:** 1 Don't Know Refuse Empty On Input On Output**Array:** **Skip Instructions:** C: Goto CLD_CMB

EMPTY: IF (CLD_ITEM = 1 and [RT10.POPGRP = 05, 06 or 17]) OR
((CLD_ITEM = 2-7) and [RT10.POPGRP = 07 or 08]) OR
(CLD_ITEM = 5 and [RT10.POPGRP = 18]) OR
(CLD_ITEM = 8 and [RT10.POPGRP = 15 or 16])
then goto CLBSTORE

ELSE goto CLDMORE

IF anything other than a 'C' or the enter key is entered then goto CK_C

Instrument SAS Name: CLD_C**Destination Data Set:** ECLD

Report Section: 18A

CK_C
BTABLEA.BROW.CK_C

Check

Description: C field can only contain a "C" or EMPTY

Inherited Universe:

Universe: CLD_C <> 'C' AND CLD_C <> EMPTY

Universe Description:

Text: * [Not a valid entry](#)

Check Instructions:

Type: Hard

Skip Instructions: Go back to CLD_C

Field

CLD_CMB
BTABLEA.BROW.CLD_CMB

Description: What is ITEM combined with?

Form Pane Label: Combined codes

SAS Name:

Tag Name: CLD_CMB

Inherited Universe:

Universe: CLD_C = 'C'

Universe Description: Yes, this is a combined expense

Help Screen: H_S18A

Question Text:  41 ? [F1]

What ^Clocmbd_Fill ^CLODESCD_Fill2 combined with?

• Enter all that apply, separate with commas.

<u>Description</u>	<u>Month</u>	<u>Amount</u>
CLODESCD)	(CLOTHMOD)	(CLSRVCX)

Fills: Clocmbd_Fill

Instructions: IF CLD_ITEM >= 4 and CLD_ITEM <= 8 then fill "other clothing services is"
ELSE fill "is"

Fills: CLODESCD_Fill2

Instructions: IF CLD_ITEM = 1 then fill "men's suit or tuxedo"
ELSEIF CLD_ITEM = 2 then fill "watch"
ELSEIF CLD_ITEM = 3 then fill "jewelry"
ELSE fill entry in CLODESCD

Type: Set

Max Number of Values: 6

Length: 2

Answer List: TSec18aCCItems

Value:	Mnemonic:	Description:
1	Suits	Purchase of any suits or tuxedos for men, 16 or older
2	Watch	Purchase of any watches

3	Jewelry	Purchase of any Jewelry
4	RepairShoes	Shoe repair or other shoe services
5	RepairWatch	Watch or jewelry repair
6	RepairClothes	Repairs, alterations, or tailoring for clothing and accessories
7	ClothRental	Rental of any clothing or accessories, including tuxedos.
8	ClothStorage	Storage outside the home, just for clothing
77	Misc	Misc. combined (unable to specify/ DK)

- Don't Know
- Refuse
- Empty

- On Input
- On Output

Store Instructions: For each item selected in CLD_CMB, store the appropriate item code in CLOTTHD1-CLOTTHD6.

(The first entry in CLD_CMB should be recoded and stored in CLOTTHD1, the 2nd entry in CLOTTHD2, etc.)

Set as follows:

- If CLD_CMB = 1 then set = '120'
- If CLD_CMB = 2 then set = '370'
- If CLD_CMB = 3 then set = '380'
- If CLD_CMB = 4 then set = '460'
- If CLD_CMB = 5 then set = '470'
- If CLD_CMB = 6 then set = '450'
- If CLD_CMB = 7 then set = '480'
- If CLD_CMB = 8 then set = '490'
- If CLD_CMB = 77 then set = '500'

Array:

Special Instructions: If CLD_ITEM = 1, 2, or 3 then display answer list options 1, 2, 3 and 77
If CLD_ITEM = 4-8 then display answer list options 4-8 and 77

Skip Instructions: IF (CLD_ITEM = 1 and [RT10.POPGRP = 05, 06 or 17]) or
((CLD_ITEM = 2-7) and [RT10.POPGRP = 07 or 08]) or
(CLD_ITEM = 5 and [RT10.POPGRP = 18]) or
(CLD_ITEM = 8 and [RT10.POPGRP = 15 or 16])
then goto CLBSTORE

ELSE goto CLDMORE

Instrument SAS Name: CLD_CMB

Destination Data Set: ECLD

Report Section: 18A

CLBSTORE

Field

BTABLEA.BROW.CLBSTORE

Description: Where Purchased

Form Pane Label: Store

SAS Name: CLDSTORE

Tag Name: CLBSTORE

Inherited Universe:

Universe: (CLD_ITEM = 1 and (VAL(Rt10.POPGRP) = 5 or VAL(Rt10.POPGRP) = 6 or VAL(Rt10.POPGRP) = 17)) OR ((CLD_ITEM >= 2 and CLD_ITEM <= 7) and (VAL(Rt10.POPGRP) = 7 or VAL(Rt10.POPGRP) = 8)) OR (CLD_ITEM = 5 and VAL(Rt10.POPGRP) = 18) OR (CLD_ITEM = 8 and (VAL(Rt10.POPGRP) = 15 or VAL(Rt10.POPGRP) = 16))

Universe Description:

Question Text: What is the name of the business where you had this expense?

✦ Enter store, website, or company name.

Type: String

Length: 45

Don't Know
 Refuse
 Empty

On Input
 On Output

Store Instructions: IF UPPERCASE ENTRY contains '.COM' then set CLBPURCH = 1 and "keep" and "show"

Array:

Skip Instructions: IF uppercase entry = 'GROUPON' or 'GROUPON.COM' then goto ERR_GROUPON

ELSEIF UPPERCASE ENTRY contains '.COM' then goto CLDMORE

ELSEIF ENTRY = DK or RF then goto CLDMORE

ELSE goto CLBPURCH

Instrument SAS Name: CLBSTORE

Destination Data Set: ECLD

Sponsor Field Type: C

Report Section: 18A

Date Implemented (YYYY-MM-DD): July 2018

ERR_GROUPON

Check

BTABLEA.BROW.ERR_GROUPON

Description:

Inherited Universe:

Universe: UPPERCASE(CLBSTORE) = 'GROUPON' OR UPPERCASE(CLBSTORE) = 'GROUPON.COM'

Universe Description:

Text: * ENTER THE STORE OR COMPANY THAT THE GROUPON IS FOR

DO NOT ENTER "GROUPON"

Check Instructions:

Type: Soft

Skip Instructions: Suppress: IF UPPERCASE entry in CLBSTORE contains '.COM' then goto CLDMORE
ELSE goto CLBPURCH

All others, go back to CLBSTORE

Field

CLBPURCH
BTABLEA.BROW.CLBPURCH

Description: Purchased Online or in person

Form Pane Label: Online

SAS Name: CLDPURCH

Tag Name: CLBPURCH

Inherited Universe:

Universe: CLBSTORE = RESPONSE AND (UPPERCASE(CLBSTORE) does NOT contain
'COM')

Universe Description:

Question Text: Was this paid for -

Type: Enumerated

Length: 1

Answer List: TOnline

Value:	Mnemonic:	Description:
1	Online	Online?
2	InPerson	In person?
3	MailTel	By mail or telephone order?
4	Other	Other

Don't Know

Refuse

Empty

On Input

On Output

Array:

Special Instructions: Answer list descriptions for options 1-3 should be bold black

Skip Instructions: 1,3,4,DK,RF: Goto CLDMORE

2: Goto CLBLOC

Instrument SAS Name: CLBPURCH

Destination Data Set: ECLD

Sponsor Field Type: C

Report Section: 18A

Date Implemented (YYYY-MM-DD): July 2018

Field

CLBLOC
BTABLEA.BROW.CLBLOC

Description: Purchase location - City

Form Pane Label: Location - City

SAS Name: CLDLOC

Tag Name: CLBLOC

Inherited Universe:

Universe: CLBPURCH = InPerson {2}

Universe Description:

Question Text: In what city is ^CLBSTORE_fill located?

Fills: CLBSTORE_fill

Instructions: Fill entry in CLBSTORE

Type: String

Length: 45

- Don't Know
- Refuse
- Empty

- On Input
- On Output

Array:

Skip Instructions: Goto CLBLOCST

Instrument SAS Name: CLBLOC

Destination Data Set: ECLD

Sponsor Field Type: C

Report Section: 18A

Date Implemented (YYYY-MM-DD): July 2018

CLBLOCST

Field

BTABLEA.BROW.CLBLOCST

Description: Purchase location - State

Form Pane Label: State

SAS Name: CLDLOCST

Tag Name: CLBLOCST

Inherited Universe:

Universe: CLBPURCH = InPerson {2}

Universe Description:

Help Screen: H_DESTCODE

Question Text: ? [F1]

In what state is ^CLBSTORE_fill located?

• [Enter the two character state abbreviation](#)

Fills: CLBSTORE_fill

Instructions: Fill entry in CLBSTORE

Type: String

Length: 2

Don't Know
 Refuse
 Empty

On Input
 On Output

Array:

Special Instructions: Use answer type TState - STRING[2], display width 4

Skip Instructions: IF entry is not a valid state abbreviation then goto CK_CLBLOCST

ELSE goto CLDMORE

Instrument SAS Name: CLBLOCST

Destination Data Set: ECLD

Sponsor Field Type: C

Report Section: 18A

Date Implemented (YYYY-MM-DD): July 2018

CK_CLBLOCST

Check

BTABLEA.BROW.CK_CLBLOCST

Description: Not a valid state abbreviation

Inherited Universe:

Universe: (CLBLOCST is not a valid state abbreviation) AND CLBLOCST = RESPONSE

Universe Description: State abbreviation entered is not valid

Text: [✦ Not a valid state abbreviation](#)

Check Instructions:

Type: Hard

Skip Instructions: Go back to CLBLOCST

Field

CLDMORE
BTABLEA.BROW.CLDMORE

Description: Any other expenses for CLD_ITEM

Form Pane Label: Any more

SAS Name:

Tag Name: CLDMORE

Inherited Universe:

Universe: NOT (CLD_ITEM IN [NoMore99, DeleteLine]) AND CLD_ITEM <> EMPTY

Universe Description: All, except CLD_ITEM = 99 or 888

Question Text: Did you have any other expenses for ^S18A_DESC?

<u>Description</u>	<u>Month</u>	<u>Amount</u>
(CLODESCD)	(CLOTHMOD)	(CLSRVCX)

Fills: S18A_DESC

Instructions: If CLD_ITEM = 1 then fill "suit or tuxedo purchases for men, 16 or older"

Elseif CLD_ITEM = 2 then fill "watch purchases"

Elseif CLD_ITEM = 3 then fill "jewelry purchases"

Elseif CLD_ITEM = 4 then fill "shoe repair or other shoe services"

Elseif CLD_ITEM = 5 then fill "watch or jewelry repair"

Elseif CLD_ITEM = 6 then fill "repairs, alterations, or tailoring for clothing or accessories"

Elseif CLD_ITEM = 7 then fill "clothing or accessory rental"

Elseif CLD_ITEM = 8 then fill "storage outside the home, just for clothing"

Type: Enumerated

Length: 1

Answer List: TYesNo

Value:	Mnemonic:	Description:
1	Yes	Yes
2	No	No

- Don't Know
- Refuse
- Empty

- On Input
- On Output

Store Instructions: Set Record origin and Record status
IF CLDMORE = RESPONSE or CLDMORE = NONRESPONSE THEN
Set CLD_ORIG = '1'

IF CLOTHMOD = the current interview month then set CLD_STAT = '2'
ELSE set CLD_STAT = '1'

Array:

Special Instructions: IF CLDMORE = Yes {1} and row number <> 15 the prefill CLD_ITEM and CLODESCD for the next row with the same information as the current row.

Skip Instructions: 1: IF ROW number = 15 then goto ERR_MAX
ELSE goto CLD_ITEM for the next row

2,DK,RF: IF ROW number = 15 then exit the table and goto S18A_END
ELSE goto CLD_ITEM for the next row

Instrument SAS Name: CLDMORE

Destination Data Set: ECLD

Report Section: 18A

Check

ERR_MAX
BTABLEA.BROW.ERR_MAX

Description: Max number of Rows Reached

Inherited Universe:

Universe: CLDMORE = Yes {1} AND (ROW number = 15)

Universe Description: Yes there are more expenses, but there are no more empty rows in the grid

Text: ♦ [No more rows can be added.](#)

Check Instructions:

Type: Hard

Skip Instructions: Go back to CLDMORE

CLOTHYD

Field

BTABLEA.BROW.CLOTHYD

Description: Item code

Form Pane Label:

SAS Name: CLOTHYD

Tag Name:

Inherited Universe:

Universe:

Universe Description:

Question Text:

Type: String

Length: 3

Don't Know

Refuse

Empty

On Input

On Output

Array:

Special Instructions: NOTE: See CLD_ITEM for how to set this field

Valid Values: 120, 370, 380, 450, 460, 470, 480, 490

Instrument SAS Name: CLOTHYD

Destination Data Set: ECLD

Sponsor Field Type: C

Report Section: 18A

Field

CLOTHD1
BTABLEA.BROW.CLOTHD1

Description: Combined expense-code

Form Pane Label:

SAS Name: CLOTHD1

Tag Name:

Inherited Universe:

Universe:

Universe Description:

Question Text:

Type: String

Length: 3

Don't Know

Refuse

Empty

On Input

On Output

Array:

Special Instructions: NOTE: See CLD_CMB for how to set this field

Valid Values: 120, 370, 380, 450, 460, 470, 480, 490, 500

Instrument SAS Name: CLOTHD1

Destination Data Set: ECLD

Sponsor Field Type: C

Report Section: 18A

CLOTHD2

Field

BTABLEA.BROW.CLOTHD2

Description: See CLOTHD1

Form Pane Label:

SAS Name: CLOTHD2

Tag Name:

Inherited Universe:

Universe:

Universe Description:

Question Text:

Type: String

Length: 3

Don't Know

Refuse

Empty

On Input

On Output

Array:

Special Instructions: NOTE: See CLD_CMB for how to set this field

Valid Values: 120, 370, 380, 450, 460, 470, 480, 490, 500

Instrument SAS Name: CLOTHD2

Destination Data Set: ECLD

Sponsor Field Type: C

Report Section: 18A

Field

CLOTHD3
BTABLEA.BROW.CLOTHD3

Description: See CLOTHD1

Form Pane Label:

SAS Name: CLOTHD3

Tag Name:

Inherited Universe:

Universe:

Universe Description:

Question Text:

Type: String

Length: 3

Don't Know

Refuse

Empty

On Input

On Output

Array:

Special Instructions: NOTE: See CLD_CMB for how to set this field

Valid Values: 120, 370, 380, 450, 460, 470, 480, 490, 500

Instrument SAS Name: CLOTHD3

Destination Data Set: ECLD

Sponsor Field Type: C

Report Section: 18A

CLOTHD4

Field

BTABLEA.BROW.CLOTHD4

Description: See CLOTHD1

Form Pane Label:

SAS Name: CLOTHD4

Tag Name:

Inherited Universe:

Universe:

Universe Description:

Question Text:

Type: String

Length: 3

Don't Know

Refuse

Empty

On Input

On Output

Array:

Special Instructions: NOTE: See CLD_CMB for how to set this field

Valid Values: 120, 370, 380, 450, 460, 470, 480, 490, 500

Instrument SAS Name: CLOTHD4

Destination Data Set: ECLD

Sponsor Field Type: C

Report Section: 18A

Field

CLOTHD5
BTABLEA.BROW.CLOTHD5

Description: See CLOTHD1

Form Pane Label:

SAS Name: CLOTHD5

Tag Name:

Inherited Universe:

Universe:

Universe Description:

Question Text:

Type: String

Length: 3

- Don't Know
- Refuse
- Empty

- On Input
- On Output

Array:

Special Instructions: NOTE: See CLD_CMB for how to set this field

Valid Values: 370, 380, 450, 460, 470, 480, 490, 500

Instrument SAS Name: CLOTHD5

Destination Data Set: ECLD

Sponsor Field Type: C

Report Section: 18A

CLOTHD6

Field

BTABLEA.BROW.CLOTHD6

Description: See CLOTHD1

Form Pane Label:

SAS Name: CLOTHD6

Tag Name:

Inherited Universe:

Universe:

Universe Description:

Question Text:

Type: String

Length: 3

- Don't Know
- Refuse
- Empty

- On Input
- On Output

Array:

Special Instructions: NOTE: See CLD_CMB for how to set this field

Valid Values: 370, 380, 450, 460, 470, 480, 490, 500

Instrument SAS Name: CLOTHD6

Destination Data Set: ECLD

Sponsor Field Type: C

Report Section: 18A

Field

CLSRVCX_
BTABLEA.BROW.CLSRV CX_

Description: Range edit flag for CLSRVCX

Form Pane Label:

SAS Name: CLSRVCX_

Tag Name:

Inherited Universe:

Universe:

Universe Description:

Question Text:

Type: String

Length: 2

- Don't Know
- Refuse
- Empty

- On Input
- On Output

Array:

Special Instructions: NOTE: See ERR1_CLSRVCX for how to set this field

Valid Values: A1 = Range edit failed
(ERR1 check was suppressed)

Blank = Range edit passed

Instrument SAS Name: CLSRVCX_

Destination Data Set: ECLD

Sponsor Field Type: C

Report Section: 18A

Sponsor Edits: FLAG

CLD_STAT

Field

BTABLEA.BROW.CLD_STAT

Description: Record status

Form Pane Label:

SAS Name: REC_STAT

Tag Name:

Inherited Universe:

Universe:

Universe Description:

Question Text:

Type: String

Length: 1

Don't Know

Refuse

Empty

On Input

On Output

Array:

Special Instructions: NOTE: See CLDMORE for how to set this field

Valid Values: 1 = Active record

2 = Current month record

3 = Inactive record {set in processing}

Instrument SAS Name: CLD_STAT

Destination Data Set: ECLD

Sponsor Field Type: C

Report Section: 18A

Field

CLD_ORIG
BTABLEA.BROW.CLD_ORIG

Description: Record origin

Form Pane Label:

SAS Name: REC_ORIG

Tag Name:

Inherited Universe:

Universe:

Universe Description:

Question Text:

Type: String

Length: 1

- Don't Know
- Refuse
- Empty

- On Input
- On Output

Array:

Special Instructions: NOTE: See CLDMORE for how to set this field

Valid Values: 1 = Data from current interview
2 = Data reported in previous quarter
3 = Duplicate record

Instrument SAS Name: CLD_ORIG

Destination Data Set: ECLD

Sponsor Field Type: C

Report Section: 18A

S18A_END
S18A_END

Field

Description: End of Section 18A

Form Pane Label:

SAS Name:

Tag Name:

Inherited Universe:

Universe: CLD_ITEM = 99 OR (the table is full)

Universe Description:

Question Text:

Type: Classification

Length: 1

- Don't Know
- Refuse
- Empty

- On Input
- On Output

Store Instructions: IF CLD_ITEM = 99 OR (the table is full) then set S18A_END = 1
ELSE set S18A_END = 2

Array:

Skip Instructions: Goto LP18A_Flag

Report Section: 18A

Field

LP18A_Flag
LP18A_Flag

Description: Section 18A Extended Recall Flag

Form Pane Label:

SAS Name:

Tag Name:

Inherited Universe:

Universe: S18A_END = "Yes"

Universe Description: Section 18A is complete

Question Text:

Type: Enumerated

Length: 1

Answer List: TYesNo

Value:	Mnemonic:	Description:
1	Yes	Yes
2	No	No

- Don't Know
- Refuse
- Empty

- On Input
- On Output

Store Instructions: FOR I:= 1-8 DO {# of ITEM answer options}
 LP18A_Flag[I] = 2
END DO

```
FOR I:= 1 TO 10 DO {Max # of rows for the table}
  IF BSect18.BtableA.Brow[I].CLD_ITEM = 1 THEN LP18A_Flag[1] := 1
  ELSEIF BSect18.BtableA.Brow[I].CLD_ITEM = 2 THEN LP18A_Flag[2] := 1
  ELSEIF BSect18.BtableA.Brow[I].CLD_ITEM = 3 THEN LP18A_Flag[3] := 1
  ELSEIF BSect18.BtableA.Brow[I].CLD_ITEM = 4 THEN LP18A_Flag[4] := 1
  ELSEIF BSect18.BtableA.Brow[I].CLD_ITEM = 5 THEN LP18A_Flag[5] := 1
  ELSEIF BSect18.BtableA.Brow[I].CLD_ITEM = 6 THEN LP18A_Flag[6] := 1
  ELSEIF BSect18.BtableA.Brow[I].CLD_ITEM = 7 THEN LP18A_Flag[7] := 1
  ELSEIF BSect18.BtableA.Brow[I].CLD_ITEM = 8 THEN LP18A_Flag[8] := 1
```

END
END DO

Array:

Number of Elements: 8

Skip Instructions: Goto ADLTCLOX

Instrument SAS Name: LP18A_Flag

Report Section: 18A

Date Implemented (YYYY-MM-DD): April 2020

Field

ADLTCLOX
ADLTCLOX

Description: Clothing, footwear, and accessory for person 18+

Form Pane Label: Adult Clothing

SAS Name: ADLTCLOX

Tag Name: ADLTCLOX

Inherited Universe:

Universe:

Universe Description:

Question Text: Now I am going to ask about clothing, footwear, and accessory expenses for your household.

Since the first of ^REF_MONTH, how much ^have_has2 ^YOU_YRCU spent on ALL OTHER clothing, footwear, and accessories for ^ADLTCLOX_Fill?

^Adult_Fill

Fills: REF_MONTH

Instructions: Set REF_MONTH = 3 months before the interview.

Calculated by taking the INTPER from record type 10 to come up with the base month to start from.

Fills: have_has2

Instructions: IF NUMHOUSE = 1 then fill "have"
ELSE fill "has"

Fills: YOU_YRCU

Instructions: IF NUMHOUSE = 1 then fill "you"
ELSE fill "your household"

Fills: ADLTCLOX_Fill

Instructions: IF HHcount18 = 1 then fill "yourself"
ELSE fill "the following people in your household"

Fills: Adult_Fill

Instructions: IF HHcount18 > 1 then fill all active members with age > 18 or (age = DK or RF and age2 = No, DK or RF)

Type: Integer

Length: 7

Min: 0

Max: 999999

Don't Know

Refuse

Empty

On Input

On Output

Store Instructions: IF ADLTCLOX is in range, DK, or RF then set ADLT_LOX = EMPTY

Array:

Special Instructions: Display a \$ and a comma, as needed in the entry field.

Skip Instructions: IF ADLTCLOX = 1-4 or ADLTCLOX > 2500 then goto ERR1_ADLTCLOX
ELSEIF HHCount17 > 0 then goto CHLDCLOX
ELSE goto CLOGFTX

Instrument SAS Name: ADLTCLOX

Destination Data Set: ECLE

Sponsor Field Type: N

Report Section: 18B

Date Implemented (YYYY-MM-DD): April 2021

Check

ERR1_AD LTCLOX
ERR1_AD LTCLOX

Description: Out of Range Check

Inherited Universe:

Universe: ((AD LTCLOX > 0 and AD LTCLOX <= 4) or AD LTCLOX > 2500) AND AD LTCLOX =
RESPONSE

Universe Description:

Text: * THE VALUE ENTERED IS UNUSUALLY HIGH OR LOW

PLEASE VERIFY AND IF CORRECT, ENTER ITEM LEVEL NOTE

Check Instructions: If suppressed then set ADLT_LOX = 'A1'

Type: Soft

Skip Instructions: Suppressed: IF HHCount17 > 0 goto CHLDCLOX
ELSE goto CLOGFTX

All others, go back to AD LTCLOX

CHLDCLOX

CHLDCLOX

Field

Description: Clothing, footwear, and accessory for person 0-17

Form Pane Label: Child Clothing

SAS Name: CHLDCLOX

Tag Name: CHLDCLOX

Inherited Universe:

Universe: HHCount17 > 0

Universe Description: At least 1 active CU member with age = 0-17 or age2 = 1

Question Text: Since the first of ^REF_MONTH, how much ^have_has2 ^YOU_YRCU spent on ALL OTHER clothing, footwear, and accessories for ^CHLDCLOX_Fill?

^Child_Fill

Fills: REF_MONTH

Instructions: Set REF_MONTH = 3 months before the interview.

Calculated by taking the INTPER from record type 10 to come up with the base month to start from.

Fills: have_has2

Instructions: IF NUMHOUSE = 1 then fill "have"
ELSE fill "has"

Fills: YOU_YRCU

Instructions: IF NUMHOUSE = 1 then fill "you"
ELSE fill "your household"

Fills: CHLDCLOX_Fill

Instructions: IF the number of active CU members with age = 0-17 or age2 = 1 = 1 then fill that persons NAME"
ELSE fill "the following people in your household"

Fills: Child_Fill

Instructions: IF there is more than 1 active CU member with age = 0-17 or age2 = 1 then fill those persons names (NAME)

Type: Integer

Length: 7

Min: 0

Max: 999999

Don't Know

Refuse

Empty

On Input

On Output

Store Instructions: IF CHLDCLOX is in range, DK, or RF then set CHLD_LOX = EMPTY

Array:

Special Instructions: Display a \$ and a comma, as needed in the entry field.

Skip Instructions: IF CHLDCLOX = 1-4 or CHLDCLOX > 1000 then goto ERR1_CHLDCLOX

ELSE goto CLOGFTX

Instrument SAS Name: CHLDCLOX

Destination Data Set: ECLE

Sponsor Field Type: N

Report Section: 18B

Date Implemented (YYYY-MM-DD): April 2021

ERR1_CHLDCLOX

ERR1_CHLDCLOX

Check

Description: Out of Range Check

Inherited Universe:

Universe: ((CHLDCLOX >= 1 and CHLDCLOX <= 4) or CHLDCLOX > 1000) AND
CHLDCLOX = RESPONSE

Universe Description:

Text: * THE VALUE ENTERED IS UNUSUALLY HIGH OR LOW

PLEASE VERIFY AND IF CORRECT, ENTER ITEM LEVEL NOTE

Check Instructions: If suppressed then set CHLD_LOX = 'A1'

Type: Soft

Skip Instructions: Suppressed: Goto CLOGFTX

All others, go back to CHLDCLOX

Field

CLOGFTX
CLOGFTX

Description: Clothing for those outside the household

Form Pane Label: Clothing Gift

SAS Name: CLOGFTX

Tag Name: CLOGFTX

Inherited Universe:

Universe:

Universe Description: All

Question Text: Since the first of ^REF_MONTH, how much ^have_has2 ^YOU_YRCU spent on ALL OTHER clothing, footwear, and accessories for those outside of your household?

Fills: REF_MONTH

Instructions: Set REF_MONTH = 3 months before the interview.

Calculated by taking the INTPER from record type 10 to come up with the base month to start from.

Fills: have_has2

Instructions: IF NUMHOUSE = 1 then fill "have"
ELSE fill "has"

Fills: YOU_YRCU

Instructions: IF NUMHOUSE = 1 then fill "you"
ELSE fill "your household"

Type: Integer

Length: 7

Min: 0

Max: 999999

Don't Know
 Refuse
 Empty

On Input
 On Output

Store Instructions: IF CLOGFTX is in range, DK, or RF then set CLOGFTX_ = EMPTY

Array:

Special Instructions: Display a \$ and a comma, as needed in the entry field.

Skip Instructions: IF CLOGFTX = 1-4 or CLOGFTX > 1000 then goto ERR1_CLOGFTX

ELSE goto S18_SectComp

Instrument SAS Name: CLOGFTX

Destination Data Set: ECLE

Sponsor Field Type: N

Report Section: 18B

Date Implemented (YYYY-MM-DD): April 2021

Check

ERR1_CLOGFTX
ERR1_CLOGFTX

Description: Out of Range Check

Inherited Universe:

Universe: ((CLOGFTX >= 1 and CLOGFTX <= 4) or CLOGFTX > 1000) AND CLOGFTX =
RESPONSE

Universe Description:

Text: * THE VALUE ENTERED IS UNUSUALLY HIGH OR LOW

PLEASE VERIFY AND IF CORRECT, ENTER ITEM LEVEL NOTE

Check Instructions: If suppressed then set CLOGFTX_ = 'A1'

Type: Soft

Skip Instructions: Suppressed: Goto S18_SectComp

All others, go back to CLOGFTX

ADLT_LOX

ADLT_LOX

Field

Description: Range edit flag for ADLTCLOX

Form Pane Label:

SAS Name: ADLT_LOX

Tag Name:

Inherited Universe:

Universe:

Universe Description:

Question Text:

Type: String

Length: 2

- Don't Know
- Refuse
- Empty

- On Input
- On Output

Array:

Special Instructions: NOTE: See ERR1_ADLTCLOX for how to set this field

Valid Values: A1 = Range edit failed
(ERR1 check was suppressed)

Blank = Range edit passed

Instrument SAS Name: ADLT_LOX

Destination Data Set: ECLE

Sponsor Field Type: C

Report Section: 18B

Sponsor Edits: FLAG

Field

CHLD_LOX
CHLD_LOX

Description: Range edit flag for CHLDCLOX

Form Pane Label:

SAS Name: CHLD_LOX

Tag Name:

Inherited Universe:

Universe:

Universe Description:

Question Text:

Type: String

Length: 2

- Don't Know
- Refuse
- Empty

- On Input
- On Output

Array:

Special Instructions: NOTE: See ERR1_CHLDCLOX for how to set this field

Valid Values: A1 = Range edit failed
(ERR1 check was suppressed)

Blank = Range edit passed

Instrument SAS Name: CHLD_LOX

Destination Data Set: ECLE

Sponsor Field Type: C

Report Section: 18B

Sponsor Edits: FLAG

CLOGFTX_
CLOGFTX_

Field

Description: Range edit flag for CLOGFTX

Form Pane Label:

SAS Name: CLOGFTX_

Tag Name:

Inherited Universe:

Universe:

Universe Description:

Question Text:

Type: String

Length: 2

- Don't Know
- Refuse
- Empty

- On Input
- On Output

Array:

Special Instructions: NOTE: See ERR1_CLOGFTX for how to set this field

Valid Values: A1 = Range edit failed
(ERR1 check was suppressed)

Blank = Range edit passed

Instrument SAS Name: CLOGFTX_

Destination Data Set: ECLE

Sponsor Field Type: C

Report Section: 18B

Sponsor Edits: FLAG

Field

REC_STAT
REC_STAT

Description: Record status

Form Pane Label:

SAS Name: REC_STAT

Tag Name:

Inherited Universe:

Universe:

Universe Description:

Question Text:

Type: String

Length: 1

- Don't Know
- Refuse
- Empty

- On Input
- On Output

Array:

Special Instructions: Valid Values: 1 = Active Record

Instrument SAS Name: REC_STAT

Destination Data Set: ECLE

Sponsor Field Type: C

Report Section: 18B

REC_ORIG

Field

REC_ORIG

Description: Record origin

Form Pane Label:

SAS Name: REC_ORIG

Tag Name:

Inherited Universe:

Universe:

Universe Description:

Question Text:

Type: String

Length: 1

- Don't Know
- Refuse
- Empty

- On Input
- On Output

Array:

Special Instructions: Valid Values: 1 = Data from current month interview

Instrument SAS Name: REC_ORIG

Destination Data Set: ECLE

Sponsor Field Type: C

Report Section: 18B

Field

S18_SectComp
S18_SectComp

Description: End of Section 18

Form Pane Label:

SAS Name:

Tag Name:

Inherited Universe:

Universe:

Universe Description: All

Question Text:

Type: Classification

Length: 1

- Don't Know
- Refuse
- Empty

- On Input
- On Output

Store Instructions: Set Section Complete Flag

IF S18A_END = 1 AND CLOGFTX = RESPONSE or NONRESPONSE then
set SECTCOMP[18] = 1
ELSE set SECTCOMP[18] = 2

Array:

Skip Instructions: Exit block and goto Section 19 - BSECT19

Report Section: 18

BSECT19

BSECT19

Block

Description: Miscellaneous Expenses

Tab Name: S19

Fly Over Name: S19 - Miscellaneous

Universe Type: If

Inherited Universe:

Universe: bFront.START <> Transmit {3} AND bFront.START <> Quit {4} AND
bFront.START <> Noninterview {5} AND bFront.REPLACE_HH <> Yes {1} AND
bFront.REPLACE_SPAWN <> Continue {1} AND CE_INTRO = Continue {1}

Universe Description: ALL

Array:

Block Instructions: Section Labels:

Section 19, Part A - Miscellaneous Expenses

Section 19, Part B - Cash Payments and Contributions

Field

S19A_INTRO
S19A_INTRO

Description: S19A Introduction

Form Pane Label: Introduction

SAS Name:

Tag Name: S19A_INTRO

Inherited Universe:

Universe:

Universe Description: All

Question Text: Now I am going to ask about miscellaneous expenses which have not been collected anywhere else in this survey. Please remember to include any payments you made online or had automatically deducted.

<u>Description</u>	<u>Amount</u>	<u>Month</u>
(MISCDESC)	(MISCEXPX)	(MISCMO)

Type: Enumerated

Length: 1

Answer List: TContinue

Value:	Mnemonic:	Description:
1	Continue	Enter 1 to Continue

- Don't Know
- Refuse
- Empty

- On Input
- On Output

Array:

Skip Instructions: Goto BTableA.Brow.MIS_ITEM

Instrument SAS Name: S19A_INTRO

Destination Data Set: EMIS

Report Section: 19A

Date Implemented (YYYY-MM-DD): April 2023

Block

BTABLEA
BTABLEA

Description: Miscellaneous Expenses

Tab Name:

Fly Over Name:

Universe Type: If

Inherited Universe:

Universe: S19A_INTRO = Continue {1}

Universe Description:

Array:

Block Instructions: 1. Max # of rows :43

2. This section is a laundry list. Follow the laundry list standards. (See the attachment on the field Laundry_List_Standards.)

3. Pre-chart

o Follow pre-chart standards. (See attachment on the field Prechart_Standards.)

o See the attachment on the variable Input_Setup_Specifications for specific prechart information

BROW
BTABLEA.BROW

Block

Description:

Tab Name:
Fly Over Name:
Universe Type: While

Inherited Universe:

Universe: (MIS_ITEM(previous row) <> 99) AND (ROW # < 44)

Universe Description:

Array:

Block Instructions:

Field

SoftLowerLimit
BTABLEA.BROW.SoftLowerLimit

Description: Lower ranges for ERR1

Form Pane Label:

SAS Name:

Tag Name:

Inherited Universe:

Universe:

Universe Description:

Question Text:

Type: Integer

Length: 8

Min: 0

Max: 99999999

- Don't Know
- Refuse
- Empty

- On Input
- On Output

Store Instructions: SoftLowerLimit[1] := 1
SoftLowerLimit[2] := 8
SoftLowerLimit[3] := 13
SoftLowerLimit[4] := 25
SoftLowerLimit[5] := 3
SoftLowerLimit[6] := 1
SoftLowerLimit[7] := 1
SoftLowerLimit[8] := 1
SoftLowerLimit[9] := 6
SoftLowerLimit[10] := 5
SoftLowerLimit[11] := 3
SoftLowerLimit[12] := 8
SoftLowerLimit[13] := 12
SoftLowerLimit[14] := 14
SoftLowerLimit[15] := 14
SoftLowerLimit[16] := 14

SoftLowerLimit[17] := 10

SoftLowerLimit[18] := 5

Array:

Number of Elements: 40

Special Instructions: NOTE: Number of elements is set to 40 to be generic across sections and so if more options are added later this won't need to change

Field

SoftUpperLimit
BTABLEA.BROW.SoftUpperLimit

Description: Upper ranges for ERR1

Form Pane Label:

SAS Name:

Tag Name:

Inherited Universe:

Universe:

Universe Description:

Question Text:

Type: Integer

Length: 8

Min: 0

Max: 99999999

- Don't Know
- Refuse
- Empty

- On Input
- On Output

Store Instructions: SoftUpperLimit[1] := 1000
SoftUpperLimit[2] := 4999
SoftUpperLimit[3] := 11990
SoftUpperLimit[4] := 2999
SoftUpperLimit[5] := 900
SoftUpperLimit[6] := 399
SoftUpperLimit[7] := 1999
SoftUpperLimit[8] := 550
SoftUpperLimit[9] := 800
SoftUpperLimit[10] := 999
SoftUpperLimit[11] := 4999
SoftUpperLimit[12] := 1999
SoftUpperLimit[13] := 4999
SoftUpperLimit[14] := 6840
SoftUpperLimit[15] := 9999
SoftUpperLimit[16] := 7000

SoftUpperLimit[17] := 6999
SoftUpperLimit[18] := 28250

Array:

Number of Elements: 40

Special Instructions: NOTE: Number of elements is set to 40 to be generic across sections and so if more options are added later this won't need to change

Field

MIS_ITEM
BTABLEA.BROW.MIS_ITEM

Description: Miscellaneous expense precode

Form Pane Label: Item

SAS Name:

Tag Name: MIS_ITEM

Inherited Universe:

Universe:

Universe Description: ALL

Help Screen: H_S19A

Question Text: Screen 1 -----

 42 ? [F1]

Since the first of ^REF_MONTH, ^have_has2 ^You_Anyone2 had expenses for any of the following, either for ^YOU_YRCU or for someone outside your household?

- [Read each item on list.](#)

SCREEN 2 -----

 43 ? [F1]

^HaveHas_C ^You_Anyone2 had expenses for --

- [Read each item on list.](#)
[Do not include pet food. It is a Diary-only item.](#)

Fills: REF_MONTH

Instructions: Set REF_MONTH = 3 months before the interview.

Calculated by taking the INTPER from record type 10 to come up with the base month to start from.

Fills: have_has2

Instructions: IF NUMHOUSE = 1 then fill "have"
ELSE fill "has"

Fills: You_Anyone2

Instructions: IF NUMHOUSE = 1 then fill 'you'
ELSE fill 'anyone in your household'

Fills: YOU_YRCU

Instructions: IF NUMHOUSE = 1 then fill "you"
ELSE fill "your household"

Fills: HaveHas_C

Instructions: IF NUMHOUSE = 1 then fill then fill "Have",
ELSE fill "Has"

Type: Enumerated

Length: 3

Answer List: TSec19altms

Value:	Mnemonic:	Description:
1	RFlowers	Fresh flowers or potted plants?
2	Photogr	Professional photography?
3	Legal	Services of lawyers or other legal professionals?
4	Account	Accounting fees?
5	Occup	Occupational expenses, such as union dues or professional licenses?
6	StampCoin	Stamp or coin collecting?
7	Lotter	Lotteries or games of chance?
8	Toys	Toys or games?
9	Hobbies	Arts or crafts kits?
10	Material	Sewing, knitting, or quilting materials and items?
11	Pet_Pur	Purchase of pets, pet supplies, or medicine for pets? Do not include pet food.
12	Pet_Sur	Pet services?
13	Veterin	Veterinarian expenses for pets?
14	Cater	Catering?
15	Entertain	Arrangement of live entertainment for special occasions?
16	RentPar	Rental of party supplies?
17	Purchase	Purchase or upkeep of cemetery lots or vaults?
18	Funerals	Funerals, burials, or cremation?
95	NoMore95	Continue List
99	NoMore99	None/No more entries
888	DeleteLine	Delete the line

- Don't Know
 Refuse

Empty

On Input

On Output

Store Instructions: 1. Set MISCCODE as follows:

IF MIS_ITEM >= 1 and MIS_ITEM < 95 THEN:

if MIS_ITEM = 1 then set MISCCODE = '140'
elseif MIS_ITEM = 2 then set MISCCODE = '360'
elseif MIS_ITEM = 3 then set MISCCODE = '150'
elseif MIS_ITEM = 4 then set MISCCODE = '160'
elseif MIS_ITEM = 5 then set MISCCODE = '380'
elseif MIS_ITEM = 6 then set MISCCODE = '400'
elseif MIS_ITEM = 7 then set MISCCODE = '390'
elseif MIS_ITEM = 8 then set MISCCODE = '330'
elseif MIS_ITEM = 9 then set MISCCODE = '340'
elseif MIS_ITEM = 10 then set MISCCODE = '460'
elseif MIS_ITEM = 11 then set MISCCODE = '240'
elseif MIS_ITEM = 12 then set MISCCODE = '250'
elseif MIS_ITEM = 13 then set MISCCODE = '260'
elseif MIS_ITEM = 14 then set MISCCODE = '130'
elseif MIS_ITEM = 15 then set MISCCODE = '410'
elseif MIS_ITEM = 16 then set MISCCODE = '420'
elseif MIS_ITEM = 17 then set MISCCODE = '110'
elseif MIS_ITEM = 18 then set MISCCODE = '100'

2. Set Item2Shadow = MIS_ITEM

Array:

Special Instructions: 1. Answer list options should be in bold black except for 95, 99 and 888, they should be regular black. (Once an answer list option is selected and the "Any more" question is answered, the answer list description color should be changed to regular blue.)

2. For SCREEN 1, display answer list options 1-10, 95 and 888
For SCREEN 2, display answer list options 11-18, 99, 888

3. IF MIS_ITEM = 888 then "SHOW" the fields in the row

Skip Instructions: 1-18: IF MIS_ITEM <> Item2Shadow then goto CK_ITEM
ELSE goto MISCDISC

95: Goto MIS_ITEM for the next row

99: Exit the table and goto S19A_END

888: IF row number = 43 then exit the table and goto S19A_END
ELSE goto MIS_ITEM for the next row

Instrument SAS Name: MIS_ITEM

Destination Data Set: EMIS

Sponsor Field Type: C

Report Section: 19A

Check

CK_ITEM
BTABLEA.BROW.CK_ITEM

Description: After a row is completed, the user has backed up and changed the item number to another valid item number

Inherited Universe:

Universe: MIS_ITEM was changed to another valid item number

Universe Description: After a row is completed, the user has backed up and changed the item number to another valid item number

Text: ♦ [Press "S" to change this item code and enter new data](#)

[Press ENTER to re-enter the original item code: ^OldItem](#)

Check Instructions: IF SUPPRESSED then set all fields in this row to EMPTY:
MISCDESC, MISCMO, MISCGFTC, MISCEXPX, MIS_C, MIS_CMB, MISSTORE,
MISPURCH, MISLOC, MISLOCST, MISMORE

Type: Soft

Skip Instructions: SUPPRESSED: Goto MISCDESC

All others, go back to MIS_ITEM

Fills: OldItem

Instructions: Fill entry in Item2Shadow

MISCDESC

Field

BTABLEA.BROW.MISCDESC

Description: What was the expense for?

Form Pane Label: Description

SAS Name: MISCDESC

Tag Name: MISCDESC

Inherited Universe:

Universe: NOT (MIS_ITEM IN [NoMore95, NoMore99, DeleteLine]) AND MIS_ITEM <> EMPTY

Universe Description:

Question Text: What was the expense for?

<u>Description</u>	<u>Amount</u>	<u>Month</u>
(MISCDESC)	(MISCEXPX)	(MISCMO)

Type: String

Length: 30

- Don't Know
- Refuse
- Empty

- On Input
- On Output

Store Instructions: Pre-Fill MISCDESC:

IF MISCDESC = EMPTY THEN:

If MIS_ITEM = 1 then set MISCDESC = 'Flowers or plants'

If MIS_ITEM = 2 then set MISCDESC = 'Prof. Photography'

If MIS_ITEM = 3 then set MISCDESC = 'Servs of Lawyers/legal profs'

If MIS_ITEM = 4 then set MISCDESC = 'Accounting fees'

If MIS_ITEM = 5 then set MISCDESC = 'Occup. Expenses'

If MIS_ITEM = 6 then set MISCDESC = 'Stamp/coin collecting'

If MIS_ITEM = 7 then set MISCDESC = 'Lotteries'

If MIS_ITEM = 8 then set MISCDESC = 'Toys or games'

If MIS_ITEM = 9 then set MISCDESC = 'Arts/Craft kits'

If MIS_ITEM = 10 then set MISCDESC = 'sewing/knitting/quilting items'

If MIS_ITEM = 11 then set MISCDESC = 'Pets/pet supplies'

If MIS_ITEM = 12 then set MISCDESC = 'Pet services'

If MIS_ITEM = 13 then set MISCDESC = 'Vet expenses'

If MIS_ITEM = 14 then set MISCDESC = 'Catering'

If MIS_ITEM = 15 then set MISCDESC = 'Live entertainment'
If MIS_ITEM = 16 then set MISCDESC = 'Rental of Party Supplies'
If MIS_ITEM = 17 then set MISCDESC = 'Cemetery lots/vaults'
If MIS_ITEM = 18 then set MISCDESC = 'Funeral/burial/cremation'

Array:

Skip Instructions: Goto MISCMO

Instrument SAS Name: MISCDESC

Destination Data Set: EMIS

Sponsor Field Type: C

Report Section: 19A

MISCMO

Field

BTABLEA.BROW.MISCMO

Description: In what month did you have this expense

Form Pane Label: Month

SAS Name: MISCMO

Tag Name: MISCMO

Inherited Universe:

Universe: NOT (MIS_ITEM IN [NoMore95, NoMore99, DeleteLine]) AND MIS_ITEM <> EMPTY

Universe Description:

Question Text: In what month did you have this expense?

[^TmpFillinstr](#)

<u>Description</u>	<u>Amount</u>	<u>Month</u>
(MISCDISC)	(MISCEXPX)	(MISCMO)

Fills: TmpFillinstr

Instructions: If MIS_ITEM = 1, 3-5, 7, 11-13, 17-18 then fill ' * Enter 13 for same amount each month of the reference period"

Type: Enumerated

Length: 2

Answer List: TMONTH_13Fill

Value:	Mnemonic:	Description:
1	January	January
2	February	February
3	March	March
4	April	April
5	May	May
6	June	June
7	July	July
8	August	August
9	September	September
10	October	October
11	November	November

12	December	December
13	cont	^S19A_13Option

- Don't Know
- Refuse
- Empty

- On Input
- On Output

Array:

Special Instructions: Only display answer options 13 (when applicable) and the 4 months that are the reference month through the current month. (ref_monthnum, two_monthnum, last_monthnum, and cur_monthnum)

note: Blaise does not allow non-displayed options to be selected

Skip Instructions: Goto MISCGFTC

Instrument SAS Name: MISCMO

Destination Data Set: EMIS

Sponsor Field Type: C

Report Section: 19A

MISCGFTC

Field

BTABLEA.BROW.MISCGFTC

Description: Was this expense for someone inside or outside your CU

Form Pane Label: Who

SAS Name: MISCGFTC

Tag Name: MISCGFTC

Inherited Universe:

Universe: NOT (MIS_ITEM IN [NoMore95, NoMore99, DeleteLine]) AND MIS_ITEM <> EMPTY

Universe Description:

Question Text: Was this expense for someone inside or outside your household?

<u>Description</u>	<u>Amount</u>	<u>Month</u>
(MISCDESC)	(MISCEXPX)	(MISCMO)

Type: Enumerated

Length: 1

Answer List: TForCuOrNon

Value:	Mnemonic:	Description:
1	For_CU	For household
2	For_nonCU	For someone outside your household

- Don't Know
- Refuse
- Empty

- On Input
- On Output

Array:

Skip Instructions: Goto MISCEXPX

Instrument SAS Name: MISCGFTC

Destination Data Set: EMIS

Sponsor Field Type: C

Report Section: 19A

MISCEXPX

Field

BTABLEA.BROW.MISCEXPX

Description: What was the total amount of this expense

Form Pane Label: Amount

SAS Name: MISCEXPX

Tag Name: MISCEXPX

Inherited Universe:

Universe: NOT (MIS_ITEM IN [NoMore95, NoMore99, DeleteLine]) AND MIS_ITEM <> EMPTY

Universe Description:

Question Text: ^Miscexp1

Please include any sales tax in the cost, as well as any shipping and handling charges with the cost of any item that was shipped.

^Miscexp2

<u>Description</u>	<u>Amount</u>	<u>Month</u>
(MISCDISC)	(MISCEXPX)	(MISCMO)

Fills: Miscexp1

Instructions: IF (MISCMO >= 1 and MISCMO <= 12) or MISCMO = NONRESPONSE then fill "What was the total amount of this expense?"
ELSE fill "What is your monthly expense?"

Fills: Miscexp2

Instructions: IF MIS_ITEM = 3 then fill ' * Do not include legal fees related to real estate closing costs reported in Section 3. "

Type: Integer

Length: 7

Min: 1

Max: 999999

- Don't Know
- Refuse
- Empty

- On Input
- On Output

Store Instructions: IF MISCEXPX is in range or NONRESPONSE then set MISC_XPX = EMPTY

Array:

Special Instructions: Display a \$ and comma, as needed in the entry field.

Skip Instructions: 1-999999: IF MISCEXPX < SoftLowerLimit[MIS_ITEM] or MISCEXPX > SoftUpperLimit[MIS_ITEM]
then goto ERR1_MISCEXPX
ELSEIF MIS_ITEM and MISCEXPX AND MISCMO <> 13 for this record
are equal to any records data on the SCIF AND (that SCIF
records MISCMO <> 13) then goto ERR_DUP
ELSEIF MIS_ITEM = 8-18 then goto MIS_C
ELSEIF (MIS_ITEM = 1 and (Rt10.POPGRP = 03 or 04)) OR
(MIS_ITEM = 2 and (Rt10.POPGRP = 05, 06 or 19)) OR
(MIS_ITEM = 3 and (Rt10.POPGRP = 01, 02 or 18)) OR
(MIS_ITEM = 4 and (Rt10.POPGRP = 11, 12 or 18))
then goto MISSTORE
ELSE goto MISMORE

DK,RF: IF ITEM = 8-18 then goto MIS_C
ELSEIF (MIS_ITEM = 1 and (Rt10.POPGRP = 03 or 04)) OR
(MIS_ITEM = 2 and (Rt10.POPGRP = 05, 06 or 19)) OR
(MIS_ITEM = 3 and (Rt10.POPGRP = 01, 02 or 18)) OR
(MIS_ITEM = 4 and (Rt10.POPGRP = 11, 12 or 18))
then goto MISSTORE
ELSE goto MISMORE

Instrument SAS Name: MISCEXPX

Destination Data Set: EMIS

Sponsor Field Type: N

Report Section: 19A

ERR1_MISCEXPX

Check

BTABLEA.BROW.ERR1_MISCEXPX

Description: Out of Range Check

Inherited Universe:

Universe: (MISCEXPX < SoftLowerLimit[MIS_ITEM] or MISCEXPX >
SoftUpperLimit[MIS_ITEM])
AND MISCEXPX = RESPONSE

Universe Description:

Text: ♦ THE VALUE ENTERED IS UNUSUALLY HIGH OR LOW

PLEASE VERIFY AND IF CORRECT, ENTER ITEM LEVEL NOTE

Check Instructions: IF suppressed then set MISC_XPX = 'A1'

Type: Soft

Skip Instructions: Suppress: IF MIS_ITEM = 8-18 then goto MIS_C
ELSEIF (MIS_ITEM = 1 and (RT10.POPGRP = 03 or 04)) OR
(MIS_ITEM = 2 and (RT10.POPGRP = 05, 06 or 19)) OR
(MIS_ITEM = 3 and (RT10.POPGRP = 01, 02 or 18)) OR
(MIS_ITEM = 4 and (RT10.POPGRP = 11, 12 or 18))
then goto MISSTORE
ELSE goto MISMORE

All others, go back to MISCEXPX

Check

ERR_DUP
BTABLEA.BROW.ERR_DUP

Description: Check for Possible Duplicate Reporting

Inherited Universe:

Universe: MISCMO <> 13 AND MISCEXPX = RESPONSE AND
(MIS_ITEM and MISCEXPX equal any SCIF records MIS_ITEM and MISCEXPX and
that SCIF's record has MISCMO <> 13)

Universe Description: Month is not 13 and amount is not DK/RF and (item and amount is the same as one
of the records on the SCIF and that SCIF record does not have Month = 13)

Text: ♦ This item appears to be the same as the one reported last interview

Please verify to avoid duplicate reporting

If this is a duplicate item, enter 888 to delete

Check Instructions:

Type: Soft

Skip Instructions: Suppress: IF MIS_ITEM = 8-18 then goto MIS_C
ELSEIF (MIS_ITEM = 1 and (RT10.POPGRP = 03 or 04)) OR
(MIS_ITEM = 2 and (RT10.POPGRP = 05, 06 or 19)) OR
(MIS_ITEM = 3 and (RT10.POPGRP = 01, 02 or 18)) OR
(MIS_ITEM = 4 and (RT10.POPGRP = 11, 12 or 18))
then goto MISSTORE
ELSE goto MISMORE

All others, go back to MISCEXPX

MIS_C

Field

BTABLEA.BROW.MIS_C

Description: Enter a C for a combined expense

Form Pane Label: C

SAS Name:

Tag Name: MIS_C

Inherited Universe:

Universe: MIS_ITEM >= 8 and MIS_ITEM <= 18

Universe Description:

Question Text: [✦ Enter a 'C' for a combined expense.](#)

Type: String

Length: 1

- Don't Know
- Refuse
- Empty

- On Input
- On Output

Array:

Skip Instructions: C: Goto MIS_CMB

```
EMPTY: IF ((MIS_ITEM = 8, 9, 17 or 18) and (RT10.POPGRP = 01 or 02)) OR
        ((MIS_ITEM = 8 or 9) and (RT10.POPGROUP = 17)) OR
        ((MIS_ITEM = 10) and (RT10.POPGRP = 13 or 14)) OR
        ((MIS_ITEM = 11) and (RT10.POPGRP = 11 or 12)) OR
        ((MIS_ITEM = 12 or 13) and (RT10.POPGRP = 09 or 10)) OR
        ((MIS_ITEM = 12) and (RT10.POPGROUP = 18)) OR
        ((MIS_ITEM = 14) and (RT10.POPGRP = 15, 16 or 19))
        then goto MISSTORE
        ELSE goto MISMORE
```

IF anything other than a 'C' or the Enter key is entered then goto CK_C

Instrument SAS Name: MIS_C

Destination Data Set: EMIS

Report Section: 19A

CK_C
BTABLEA.BROW.CK_C

Check

Description: C field can only contain a 'C' or EMPTY

Inherited Universe:

Universe: MIS_C <> 'C' AND MIS_C <> EMPTY

Universe Description: MIS_C = Anything other than a 'C' or EMPTY

Text: * [Not a Valid Entry](#)

Check Instructions:

Type: Hard

Skip Instructions: Go back to MIS_C

Field

MIS_CMB
BTABLEA.BROW.MIS_CMB

Description: Combined Codes

Form Pane Label: Combined Codes

SAS Name:

Tag Name: MIS_CMB

Inherited Universe:

Universe: MIS_C = 'C'

Universe Description: Expense is combined with other expenses

Help Screen: H_S19ACMB

Question Text: [42-43](#) ? [F1]

What other expense is the ^S19A_CC_Fill combined with?

✦ Enter all that apply, separate with commas.

<u>Description</u>	<u>Amount</u>	<u>Month</u>
(MISCDESC)	(MISCEXPX)	(MISCMO)

Fills: S19A_CC_Fill

Instructions: IF MIS_ITEM = 8 then fill 'toy or game'

ELSEIF MIS_ITEM = 9 then fill 'arts or crafts kits'

ELSEIF MIS_ITEM = 10 then fill 'sewing, knitting, or quilting materials and items'

ELSEIF MIS_ITEM = 11 then fill 'pet, pet supplies, or pet medicine; do not include pet food'

ELSEIF MIS_ITEM = 12 then fill 'pet service'

ELSEIF MIS_ITEM = 13 then fill 'veterinarian expenses for pets'

ELSEIF MIS_ITEM = 14 then fill 'catering'

ELSEIF MIS_ITEM = 15 then fill 'live entertainment'

ELSEIF MIS_ITEM = 16 then fill 'rental of party supplies'

ELSEIF MIS_ITEM = 17 then fill 'cemetery lot or vault'

ELSEIF MIS_ITEM = 18 then fill 'funeral, burial or cremations'

Type: Set

Max Number of Values: 3

Length: 2

Answer List: TCC

Value:	Mnemonic:	Description:
8	cc8	Toys or games
9	cc9	Arts or craft kits
10	cc10	Sewing, knitting, or quilting materials and items
11	cc11	Purchase of pets, pet supplies, or medicine for pets; Do not include pet food
12	cc12	Pet services
13	cc13	Veterinarian expenses for pets
14	cc14	Catering
15	cc15	Arrangement of live entertainment for special occasions
16	cc16	Rental of party supplies
17	cc17	Purchase or upkeep of cemetery lots or vaults
18	cc18	Funerals, burials, or cremations

- Don't Know
- Refuse
- Empty

- On Input
- On Output

Store Instructions: For each item selected in MIS_CMB, store the appropriate item code in MISCDE1- MISCDE3.

(The first entry in MIS_CMB should be recoded and stored in MISCDE1, the 2nd entry in MISCDE2, etc.)

Recode as follows:

```
IF MIS_CMB = 8 then set = '330'  
ELSEIF MIS_CMB = 9 then set = '340'  
ELSEIF MIS_CMB = 10 then set = '460'  
ELSEIF MIS_CMB = 11 then set = '240'  
ELSEIF MIS_CMB = 12 then set = '250'  
ELSEIF MIS_CMB = 13 then set = '260'  
ELSEIF MIS_CMB = 14 then set = '130'  
ELSEIF MIS_CMB = 15 then set = '410'  
ELSEIF MIS_CMB = 16 then set = '420'  
ELSEIF MIS_CMB = 17 then set = '110'  
ELSEIF MIS_CMB = 18 then set = '100'
```

Array:

Special Instructions: IF MIS_ITEM = 8-10, then display answer list options 8-10
IF MIS_ITEM = 11-13, then display answer list options 11-13
IF MIS_ITEM = 14-16, then display answer list options 14-16
IF MIS_ITEM = 17-19, then display answer list options 17-18

Skip Instructions: IF ((MIS_ITEM = 8, 9, 17 or 18) and (RT10.POPGRP = 01 or 02)) OR

```
((MIS_ITEM = 8 or 9) and (RT10.POPGROUP = 17)) OR  
((MIS_ITEM = 10) and (RT10.POPGRP = 13 or 14)) OR  
((MIS_ITEM = 11) and (RT10.POPGRP = 11 or 12)) OR  
((MIS_ITEM = 12 or 13) and (RT10.POPGRP = 09 or 10)) OR  
((MIS_ITEM = 12) and (RT10.POPGROUP = 18)) OR  
((MIS_ITEM = 14) and (RT10.POPGRP = 15, 16 or 19))  
then goto MISSTORE
```

```
ELSE goto MISMORE
```

Instrument SAS Name: MIS_CMB

Destination Data Set: EMIS

Report Section: 19A

MISSTORE

Field

BTABLEA.BROW.MISSTORE

Description: Where Purchased

Form Pane Label: Store

SAS Name: MISSTORE

Tag Name: MISSTORE

Inherited Universe:

Universe: ((VAL(Rt10.POPGRP) = 1 or VAL(Rt10.POPGRP) = 2) and (MIS_ITEM = 8 or MIS_ITEM = 9 or MIS_ITEM = 17 or MIS_ITEM = 18)) OR ((VAL(Rt10.POPGRP) = 3 or VAL(Rt10.POPGRP) = 4) and MIS_ITEM = 1) OR ((VAL(Rt10.POPGRP) = 5 or VAL(Rt10.POPGRP) = 6) and MIS_ITEM = 2) OR ((VAL(Rt10.POPGRP) = 9 or VAL(Rt10.POPGRP) = 10) and (MIS_ITEM = 12 or MIS_ITEM = 13)) OR ((VAL(Rt10.POPGRP) = 11 or VAL(Rt10.POPGRP) = 12) and (MIS_ITEM = 11)) OR ((VAL(Rt10.POPGRP) = 13 or VAL(Rt10.POPGRP) = 14) and MIS_ITEM = 10) OR ((VAL(Rt10.POPGRP) = 15 or VAL(Rt10.POPGRP) = 16 or VAL(Rt10.POPGRP) = 19) and MIS_ITEM = 14) OR ((VAL(Rt10.POPGRP) = 17) and (MIS_ITEM = 8 or MIS_ITEM = 9)) OR (VAL(Rt10.POPGRP) = 18) and MIS_ITEM = 12)

Universe Description:

Question Text: What is the name of the business where you had this expense?

✦ [Enter store, website, or company name](#)

Type: String

Length: 45

- Don't Know
- Refuse
- Empty

- On Input
- On Output

Array:

Special Instructions: If UPPERCASE ENTRY contains '.COM' then set MISPURCH = 1 and "keep" and "show"

Skip Instructions: IF uppercase entry = 'GROUPON' or 'GROUPON.COM' then goto
ERR_GROUPON

ELSEIF UPPERCASE ENTRY contains '.COM' then goto MISMORE

ELSEIF ENTRY = DK or RF then goto MISMORE

ELSE goto MISPURCH

Instrument SAS Name: MISSTORE

Destination Data Set: EMIS

Sponsor Field Type: C

Report Section: 19A

Date Implemented (YYYY-MM-DD): April 2017

ERR_GROUPON

Check

BTABLEA.BROW.ERR_GROUPON

Description: Groupon Check

Inherited Universe:

Universe: UPPERCASE(MISSTORE) = 'GROUPON' or UPPERCASE(MISSTORE) = 'GROUPON.COM'

Universe Description:

Text: * ENTER THE STORE OR COMPANY THAT THE GROUPON IS FOR.

DO NOT ENTER "GROUPON"

Check Instructions:

Type: Soft

Skip Instructions: Suppress: IF UPPERCASE(MISSTORE) contains '.COM' then goto MISMORE
ELSE goto MISPURCH

All others, go back to MISSTORE

Field

MISPURCH
BTABLEA.BROW.MISPURCH

Description: Purchased Online or in person

Form Pane Label: Online

SAS Name: MISPURCH

Tag Name: MISPURCH

Inherited Universe:

Universe: (UPPERCASE(MISSTORE) does NOT contain '.COM') AND MISSTORE = RESPONSE

Universe Description:

Question Text: Was this paid for -

Type: Enumerated

Length: 1

Answer List: TOnline

Value:	Mnemonic:	Description:
1	Online	Online?
2	InPerson	In person?
3	MailTel	By mail or telephone order?
4	Other	Other

- Don't Know
- Refuse
- Empty

- On Input
- On Output

Array:

Special Instructions: Answer list descriptions for options 1-3 should be bold black

Skip Instructions: 1,3,4,DK,RF: Goto MISMORE

2: Goto MISLOC

Instrument SAS Name: MISPURCH

Destination Data Set: EMIS

Sponsor Field Type: C

Report Section: 19A

Date Implemented (YYYY-MM-DD): April 2017

Field

MISLOC
BTABLEA.BROW.MISLOC

Description: Purchase location - City

Form Pane Label: Location - City

SAS Name: MISLOC

Tag Name: MISLOC

Inherited Universe:

Universe: MISPURCH = InPerson {2}

Universe Description: Purchase was made in person

Question Text: In what city is ^MISSTORE_fill located?

Fills: MISSTORE_fill

Instructions: Fill entry from MISSTORE

Type: String

Length: 45

Don't Know
 Refuse
 Empty

On Input
 On Output

Array:

Skip Instructions: Goto MISLOCST

Instrument SAS Name: MISLOC

Destination Data Set: EMIS

Sponsor Field Type: C

Report Section: 19A

Date Implemented (YYYY-MM-DD): April 2017

MISLOCST

Field

BTABLEA.BROW.MISLOCST

Description: Purchase location - State

Form Pane Label: State

SAS Name: MISLOCST

Tag Name: MISLOCST

Inherited Universe:

Universe: MISPURCH = InPerson {2}

Universe Description: Purchase was made in person

Help Screen: H_DESTCODE

Question Text: ? [F1]

In what state is ^MISSTORE_fill located?

✦ [Enter the two character state abbreviation](#)

Fills: MISSTORE_fill

Instructions: Fill entry from MISSTORE

Type: String

Length: 2

- Don't Know
- Refuse
- Empty

- On Input
- On Output

Array:

Special Instructions: Use answer type TState - STRING[2], display width 4

Skip Instructions: IF entry is not a valid state abbreviation then goto CK_MISLOCST

ELSE goto MISMORE

Instrument SAS Name: MISLOCST

Destination Data Set: EMIS

Sponsor Field Type: C

Report Section: 19A

Date Implemented (YYYY-MM-DD): July 2018

CK_MISLOCST

Check

BTABLEA.BROW.CK_MISLOCST

Description: Not a valid state abbreviation

Inherited Universe:

Universe: (MISLOCST is not a valid state abbreviation) AND MISLOCST = RESPONSE

Universe Description: State abbreviation entered is not valid

Text: [✦ Not a valid state abbreviation](#)

Check Instructions:

Type: Hard

Skip Instructions: Go back to MISLOCST

Field

MISMORE
BTABLEA.BROW.MISMORE

Description: Did you have any other expenses

Form Pane Label: Any more

SAS Name:

Tag Name: MISMORE

Inherited Universe:

Universe: NOT (MIS_ITEM IN [NoMore95, NoMore99, DeleteLine]) AND MIS_ITEM <> EMPTY

Universe Description:

Question Text: Did you have any other expenses for ^TMP2V?

<u>Description</u>	<u>Amount</u>	<u>Month</u>
(MISCDDESC)	(MISCEXPX)	(MISCMO)

Fills: TMP2V

Instructions: IF MIS_ITEM = 1 then fill "fresh flowers or potted plants"
ELSEIF MIS_ITEM = 2 then fill "professional photography"
ELSEIF MIS_ITEM = 3 then fill "lawyers or other legal professional services"
ELSEIF MIS_ITEM = 4 then fill "accounting fees"
ELSEIF MIS_ITEM = 5 then fill "occupational expenses such as union dues or professional licenses"
ELSEIF MIS_ITEM = 6 then fill "stamp or coin collecting"
ELSEIF MIS_ITEM = 7 then fill "lotteries or games of chance"
ELSEIF MIS_ITEM = 8 then fill "toys or games"
ELSEIF MIS_ITEM = 9 then fill "art or craft kits"
ELSEIF MIS_ITEM = 10 then fill "sewing, knitting, or quilting materials and items"
ELSEIF MIS_ITEM = 11 then fill "the purchase of pets, pet supplies, or pet medicine; do not include pet food"
ELSEIF MIS_ITEM = 12 then fill "pet services"
ELSEIF MIS_ITEM = 13 then fill "veterinarian expenses for pets"
ELSEIF MIS_ITEM = 14 then fill "catering"
ELSEIF MIS_ITEM = 15 then fill "the arrangement of live entertainment for special occasions"
ELSEIF MIS_ITEM = 16 then fill "the rental of party supplies"
ELSEIF MIS_ITEM = 17 then fill "the purchase or upkeep of cemetery lots or vaults"
ELSEIF MIS_ITEM = 18 then fill "funerals, burials or cremations"

Type: Enumerated

Length: 1

Answer List: TYesNo

Value:	Mnemonic:	Description:
1	Yes	Yes
2	No	No

- Don't Know
- Refuse
- Empty

- On Input
- On Output

Store Instructions: Set Record origin and Record status
IF MISMORE = RESPONSE or MISMORE = NONRESPONSE THEN:
set MIS_ORIG = '1'

IF MISCMO = current interview month then set MIS_STAT = '2'
ELSE set MIS_STAT = '1'

Array:

Special Instructions: IF MISMORE = Yes {1} and row number <> 43 then prefill MIS_ITEM and MISCDISC for the next row with the same information as the current row.

Skip Instructions: 1: IF ROW number = 43 then goto ERR_MAX
ELSE goto MIS_ITEM for the next row

2,DK,RF: IF ROW number = 43 then exit the table and goto S19A_END
ELSE goto MIS_ITEM for the next row

Instrument SAS Name: MISMORE

Destination Data Set: EMIS

Report Section: 19A

Check

ERR_MAX
BTABLEA.BROW.ERR_MAX

Description: Max Number of Rows Reached

Inherited Universe:

Universe: MISMORE = Yes {1} AND (ROW number = 43)

Universe Description: Yes, there are more expenses, but there are no more empty rows in the grid

Text: ♦ [No more rows can be added](#)

Check Instructions:

Type: Hard

Skip Instructions: Go back to MISMORE

MISCCODE

Field

BTABLEA.BROW.MISCCODE

Description: Item code

Form Pane Label:

SAS Name: MISCCODE

Tag Name:

Inherited Universe:

Universe:

Universe Description:

Question Text:

Type: String

Length: 3

Don't Know

Refuse

Empty

On Input

On Output

Array:

Special Instructions: NOTE: See MIS_ITEM for how to set this field

Valid Values: 100, 110, 130, 140, 150, 160,
240, 250, 260, 330, 340, 360,
380, 390, 400, 410, 420, 460

Instrument SAS Name: MISCCODE

Destination Data Set: EMIS

Sponsor Field Type: C

Report Section: 19A

Field

MISCDE1
BTABLEA.BROW.MISCDE1

Description: Combined expense- code

Form Pane Label:

SAS Name: MISCDE1

Tag Name:

Inherited Universe:

Universe:

Universe Description:

Question Text:

Type: String

Length: 3

- Don't Know
- Refuse
- Empty

- On Input
- On Output

Array:

Special Instructions: NOTE: See MIS_CMB for how to set this field

Valid Values: 100, 110, 130, 330, 340, 240, 250, 260,
410, 420, 460

Instrument SAS Name: MISCDE1

Destination Data Set: EMIS

Sponsor Field Type: C

Report Section: 19A

MISCDE2

Field

BTABLEA.BROW.MISCDE2

Description:

Form Pane Label:

SAS Name: MISCDE2

Tag Name:

Inherited Universe:

Universe:

Universe Description:

Question Text:

Type: String

Length: 3

- Don't Know
- Refuse
- Empty

- On Input
- On Output

Array:

Special Instructions: NOTE: See MIS_CMB for how to set this field

Valid Values: 100, 110, 130, 330, 340, 240, 250, 260,
410, 420, 460

Instrument SAS Name: MISCDE2

Destination Data Set: EMIS

Sponsor Field Type: C

Report Section: 19A

Field

MISCDE3
BTABLEA.BROW.MISCDE3

Description:

Form Pane Label:

SAS Name: MISCDE3

Tag Name:

Inherited Universe:

Universe:

Universe Description:

Question Text:

Type: String

Length: 3

- Don't Know
- Refuse
- Empty

- On Input
- On Output

Array:

Special Instructions: NOTE: See MIS_CMB for how to set this field

Valid Values: 100, 110, 130, 330, 340, 240, 250, 260,
410, 420, 460

Instrument SAS Name: MISCDE3

Destination Data Set: EMIS

Sponsor Field Type: C

Report Section: 19A

MISC_XPX

Field

BTABLEA.BROW.MISC_XPX

Description: Range edit flag for MISCEXPX

Form Pane Label:

SAS Name: MISC_XPX

Tag Name:

Inherited Universe:

Universe:

Universe Description:

Question Text:

Type: String

Length: 2

Don't Know

Refuse

Empty

On Input

On Output

Array:

Special Instructions: NOTE: See ERR1_MISCEXPX for how to set this field

Valid Values: A1 = Range edit failed
(ERR1 check was suppressed)

Blank = Range edit passed

Instrument SAS Name: MISC_XPX

Destination Data Set: EMIS

Sponsor Field Type: C

Report Section: 19A

Sponsor Edits: FLAG

Field

MIS_STAT
BTABLEA.BROW.MIS_STAT

Description: Record status

Form Pane Label:

SAS Name: REC_STAT

Tag Name:

Inherited Universe:

Universe:

Universe Description:

Question Text:

Type: String

Length: 1

- Don't Know
- Refuse
- Empty

- On Input
- On Output

Array:

Special Instructions: NOTE: See MISMORE for how to set this field

Valid Values: 1 = Active Record
2 = Current month Record
3 = Inactive Record {set in processing}

Instrument SAS Name: MIS_STAT

Destination Data Set: EMIS

Sponsor Field Type: C

Report Section: 19A

MIS_ORIG

Field

BTABLEA.BROW.MIS_ORIG

Description: Record origin

Form Pane Label:

SAS Name: REC_ORIG

Tag Name:

Inherited Universe:

Universe:

Universe Description:

Question Text:

Type: String

Length: 1

Don't Know

Refuse

Empty

On Input

On Output

Array:

Special Instructions: NOTE: See MISMORE for how to set this field

Valid Values: 1 = Data from current month interview

2 = Data reported in previous quarter

3 = Duplicate record

Instrument SAS Name: MIS_ORIG

Destination Data Set: EMIS

Sponsor Field Type: C

Report Section: 19A

Field

S19A_END
S19A_END

Description: End of Section 19 Part A

Form Pane Label:

SAS Name:

Tag Name:

Inherited Universe:

Universe: (MIS_ITEM = 99) OR (the table is full)

Universe Description:

Question Text:

Type: Enumerated

Length: 1

Answer List: TYesNo

Value:	Mnemonic:	Description:
1	Yes	Yes
2	No	No

- Don't Know
- Refuse
- Empty

- On Input
- On Output

Store Instructions: IF Any MIS_ITEM = 99 OR (the table is full) THEN S19A_END := Yes

Array:

Skip Instructions: Goto LP19A_Flag

Instrument SAS Name: S19A_END

LP19A_Flag

LP19A_Flag

Field

Description: Flag for use in section 20C

Form Pane Label:

SAS Name:

Tag Name:

Inherited Universe:

Universe: S19A_END = 'Yes'

Universe Description: Section 19A is complete

Question Text:

Type: Enumerated

Length: 1

Answer List: TYesNo

Value:	Mnemonic:	Description:
1	Yes	Yes
2	No	No

- Don't Know
- Refuse
- Empty

- On Input
- On Output

Store Instructions: FOR I:= 1-18 DO {# of ITEM answer options}
LP19A_Flag[I] = 2
ENDDO

```
FOR I:= 1 TO 43 DO {Max # of rows for the table}
  IF BSect19.BtableA.BROW[I].MIS_ITEM = 1 THEN LP19A_Flag[1] := 1
  ELSEIF BSect19.BtableA.BROW[I].MIS_ITEM = 2 THEN LP19A_Flag[2] := 1
  ELSEIF BSect19.BtableA.BROW[I].MIS_ITEM = 3 THEN LP19A_Flag[3] := 1
  ELSEIF BSect19.BtableA.BROW[I].MIS_ITEM = 4 THEN LP19A_Flag[4] := 1
  ELSEIF BSect19.BtableA.BROW[I].MIS_ITEM = 8 THEN LP19A_Flag[8] := 1
  ELSEIF BSect19.BtableA.BROW[I].MIS_ITEM = 9 THEN LP19A_Flag[9] := 1
  ELSEIF BSect19.BtableA.BROW[I].MIS_ITEM = 10 THEN LP19A_Flag[10] := 1
  ELSEIF BSect19.BtableA.BROW[I].MIS_ITEM = 11 THEN LP19A_Flag[11] := 1
```

```
ELSEIF BSect19.BtableA.BROW[1].MIS_ITEM = 12 THEN LP19A_Flag[12] := 1  
ELSEIF BSect19.BtableA.BROW[1].MIS_ITEM = 13 THEN LP19A_Flag[13] := 1  
ELSEIF BSect19.BtableA.BROW[1].MIS_ITEM = 14 THEN LP19A_Flag[14] := 1  
ELSEIF BSect19.BtableA.BROW[1].MIS_ITEM = 17 THEN LP19A_Flag[17] := 1  
ELSEIF BSect19.BtableA.BROW[1].MIS_ITEM = 18 THEN LP19A_Flag[18] := 1  
END DO
```

Array:

Number of Elements: 18

Skip Instructions: Goto S19B_INTRO

Instrument SAS Name: LP19A_Flag

Sponsor Field Type: N

Report Section: 19A

Date Implemented (YYYY-MM-DD): April 2023

S19B_INTRO

S19B_INTRO

Field

Description: Paid any of the following to help support someone outside of your CU

Form Pane Label: Introduction

SAS Name:

Tag Name: S19B_INTRO

Inherited Universe:

Universe:

Universe Description: ALL

Question Text: Now I am going to ask about payments and contributions to persons outside of your household.

<u>Description</u>	<u>Month</u>	<u>Amount</u>
(CONTDESC)	(CONTMO)	(CONTEXPX)

Type: Enumerated

Length: 1

Answer List: TContinue

Value:	Mnemonic:	Description:
1	Continue	Enter 1 to Continue

- Don't Know
- Refuse
- Empty

- On Input
- On Output

Array:

Skip Instructions: Goto BSECT19.BTABLEB.BROW.CNT_ITEM

Instrument SAS Name: S19B_INTRO

Destination Data Set: ECNT

Report Section: 19B

Block

BTABLEB
BTABLEB

Description: Cash Payments and Contributions

Tab Name:

Fly Over Name:

Universe Type: If

Inherited Universe:

Universe: S19B_INTRO = Continue {1}

Universe Description: All

Array:

Block Instructions: 1. Max # of rows: 43

2. This section is a laundry list. Follow the laundry list standards. (See the attachment on the field Laundry_List_Standards.)

3. Pre-chart

o Follow pre-chart standards. (See attachment on the field Prechart_Standards.)

o See the attachment on the variable Input_Setup_Specifications for specific prechart information

BROW
BTABLEB.BROW

Block

Description:

Tab Name:
Fly Over Name:
Universe Type: While

Inherited Universe:

Universe: (CNT_ITEM(previous row) <> 99) AND (ROW # < 44)

Universe Description:

Array:

Block Instructions:

Field

SoftLowerLimit
BTABLEB.BROW.SoftLowerLimit

Description: Lower ranges for ERR1

Form Pane Label:

SAS Name:

Tag Name:

Inherited Universe:

Universe:

Universe Description:

Question Text:

Type: Integer

Length: 8

Min: 0

Max: 99999999

- Don't Know
- Refuse
- Empty

- On Input
- On Output

Store Instructions: SoftLowerLimit[1] := 20
SoftLowerLimit[2] := 2
SoftLowerLimit[3] := 55
SoftLowerLimit[4] := 40
SoftLowerLimit[5] := 5
SoftLowerLimit[6] := 5
SoftLowerLimit[7] := 10
SoftLowerLimit[8] := 5
SoftLowerLimit[9] := 5

Array:

Number of Elements: 40

Special Instructions: NOTE: Number of elements is set to 40 to be generic across sections and so if more options are added later this won't need to change

SoftUpperLimit

Field

BTABLEB.BROW.SoftUpperLimit

Description: Upper ranges for ERR1

Form Pane Label:

SAS Name:

Tag Name:

Inherited Universe:

Universe:

Universe Description:

Question Text:

Type: Integer

Length: 8

Min: 0

Max: 99999999

- Don't Know
- Refuse
- Empty

- On Input
- On Output

Store Instructions: SoftUpperLimit[1] := 4999
SoftUpperLimit[2] := 7999
SoftUpperLimit[3] := 3600
SoftUpperLimit[4] := 8000
SoftUpperLimit[5] := 14999
SoftUpperLimit[6] := 1000
SoftUpperLimit[7] := 4999
SoftUpperLimit[8] := 8299
SoftUpperLimit[9] := 10000

Array:

Number of Elements: 40

Special Instructions: NOTE: Number of elements is set to 40 to be generic across sections and so if more options are added later this won't need to change

Field

CNT_ITEM
BTABLEB.BROW.CNT_ITEM

Description: Given any money by cash, checks, money orders or credit cards to benefit

Form Pane Label: Item

SAS Name:

Tag Name: CNT_ITEM

Inherited Universe:

Universe:

Universe Description:

Help Screen: H_S19B

Question Text:  44 ? [F1]

SCREEN 1 -

Since the first of ^REF_MONTH, have ^YOU_ANYMEM given any money by cash, checks, or given any gift cards to . . .

- ◆ [Read each item on list](#)

SCREEN 2 -

Since the first of ^REF_MONTH, have ^YOU_ANYMEM paid any of the following . . .

- ◆ [Read each item on list](#)

SCREEN 3 -

Since the first of ^REF_MONTH, have ^YOU_ANYMEM given any money by cash, checks, money orders, or credit cards to benefit . . .

- ◆ [Read each item on list](#)

SCREEN 4 -

Since the first of ^REF_MONTH, have ^YOU_ANYMEM given any . . .

- ◆ [Read item on list](#)

Fills: YOU_ANYMEM

Instructions: IF NUMHOUSE = 1 then fill "you"
 ELSE fill "you or any members of your household"

Fills: REF_MONTH

Instructions: Set REF_MONTH = 3 months before the interview.
 Calculated by taking the INTPER from record type 10 to come up with the base month to start from.

Type: Enumerated

Length: 3

Answer List: TSec19bITEMS

Value:	Mnemonic:	Description:
1	CollegeStudents	College students living away from home?
2	AnyOther	Any other people not in your household, such as friends, co-workers, or homeless persons?
3	ChildSupport	Child support?
4	Alimony	Alimony?
5	Educational	Educational institutions?
6	Political	Political organizations?
7	Religious	Religious organizations, including churches, temples and mosques?
8	Charities	Charities or other organizations?
9	Stocks	Stocks, bonds, or mutual funds to persons or organizations outside of your household?
95	Continue	Continue list
99	None	None/No more entries
888	Delete	Delete the line

- Don't Know
- Refuse
- Empty

- On Input
- On Output

Store Instructions: 1. Set CONTCODE as follows:
 IF CNT_ITEM >= 1 and CNT_ITEM < 95 THEN:
 if CNT_ITEM = 1 then set CONTCODE = '100'
 elseif CNT_ITEM = 2 then set CONTCODE = '170'
 elseif CNT_ITEM = 3 then set CONTCODE = '110'
 elseif CNT_ITEM = 4 then set CONTCODE = '120'
 elseif CNT_ITEM = 5 then set CONTCODE = '130'

```
elseif CNT_ITEM = 6 then set CONTCODE = '140'  
elseif CNT_ITEM = 7 then set CONTCODE = '150'  
elseif CNT_ITEM = 8 then set CONTCODE = '160'  
elseif CNT_ITEM = 9 then set CONTCODE = '180'
```

2. Set Item2Shadow = CNT_ITEM

Array:

- Special Instructions:**
1. Answer list options should be in bold black except 95, 99 and 888, they should be regular black.
(Once an answer list option is selected and the "Any more" question is answered, the answer list description color should be changed to regular blue.)
 2. For SCREEN 1, display answer list options 1, 2, 95, 888
For SCREEN 2, display answer list options 3, 4, 95, 888
For SCREEN 3, display answer list options 5-8, 95, 888
For SCREEN 4, display answer list options 9, 99, 888
 3. IF CNT_ITEM = 888 then "SHOW" the fields in the row

Skip Instructions: 1-9: IF CNT_ITEM <> Item2Shadow then goto CK_ITEM
ELSE goto CONTDESC

95: Goto CNT_ITEM for the next row

99: Exit the table and goto S19B_END

888: IF row number = 43 then exit the table and goto S19B_END
ELSE goto CNT_ITEM for the next row

Instrument SAS Name: CNT_ITEM

Destination Data Set: ECNT

Sponsor Field Type: C

Report Section: 19B

CK_ITEM

Check

BTABLEB.BROW.CK_ITEM

Description: After a row is completed, the user has backed up and changed the item number to another valid item number

Inherited Universe:

Universe: CNT_ITEM was changed to another valid item number

Universe Description: After a row is completed, the user has backed up and changed the item number to another valid item number

Text: ♦ [Press "S" to change this item code and enter new data](#)

[Press ENTER to re-enter the original item code: ^OldItem](#)

Check Instructions: IF SUPPRESSED then set all fields in this row to EMPTY:
CONTDESC, CONTMO, CONTEXPX, CNTMORE

Type: Soft

Skip Instructions: SUPPRESSED: Goto CONTDESC

All others, go back to CNT_ITEM

Fills: OldItem

Instructions: Fill entry in Item2Shadow

Field

CONTDESC
BTABLEB.BROW.CONTDESC

Description: What was the contribution for?

Form Pane Label: Description

SAS Name: CONTDESC

Tag Name: CONTDESC

Inherited Universe:

Universe: NOT (CNT_ITEM IN [NoMore95, NoMore99, DeleteLine]) AND CNT_ITEM <> EMPTY

Universe Description:

Question Text: What was the ^Payment_Contribution for?

<u>Description</u>	<u>Month</u>	<u>Amount</u>
(CONTDESC)	(CONTMO)	(CONTEXPX)

Fills: Payment_Contribution

Instructions: IF CNT_ITEM = 3 or CNT_ITEM = 4 then fill "payment"
ELSE fill with "contribution"

Type: String

Length: 30

- Don't Know
- Refuse
- Empty

- On Input
- On Output

Store Instructions: Pre-Fill CONTDESC:

IF CONTDESC = EMPTY THEN

If CNT_ITEM = 1 then set CONTDESC = 'College students away'
elseif CNT_ITEM = 2 then set CONTDESC = 'Other people not in your house'
elseif CNT_ITEM = 3 then set CONTDESC = 'Child support'
elseif CNT_ITEM = 4 then set CONTDESC = 'Alimony'
elseif CNT_ITEM = 5 then set CONTDESC = 'Educ. Inst.'
elseif CNT_ITEM = 6 then set CONTDESC = 'Political org'
elseif CNT_ITEM = 7 then set CONTDESC = 'Religious org'
elseif CNT_ITEM = 8 then set CONTDESC = 'Charities'
elseif CNT_ITEM = 9 then set CONTDESC = 'Stocks/bonds/mutual'

Array:

Skip Instructions: Goto CONTMO

Instrument SAS Name: CONTDESC

Destination Data Set: ECNT

Sponsor Field Type: C

Report Section: 19B

Field

CONTMO
BTABLEB.BROW.CONTMO

Description: In what month did you make this payment/contribution

Form Pane Label: Month

SAS Name: CONTMO

Tag Name: CONTMO

Inherited Universe:

Universe: NOT (CNT_ITEM IN [NoMore95, NoMore99, DeleteLine]) AND CNT_ITEM <> EMPTY

Universe Description: ALL, except CNT_ITEM = 95, 99 or 888

Question Text: In what month ^CONTMO_Fill?

^CONTMO_Fill2

<u>Description</u>	<u>Month</u>	<u>Amount</u>
(CONTDSC)	(CONTMO)	(CONTEXPX)

Fills: CONTMO_Fill

Instructions: IF CNT_ITEM = 3 or CNT_ITEM = 4 then fill "did you make the payment"
ELSE fill "did you make the contribution"

Fills: CONTMO_Fill2

Instructions: IF CNT_ITEM >= 1 and CNT_ITEM <= 9 then fill '* Enter 13 for same
^Payment_Contribution each month of the reference period."
ELSE do not fill anything

Fills: Payment_Contribution

Instructions: IF CNT_ITEM = 3 or CNT_ITEM = 4 then fill "payment"
ELSE fill with "contribution"

Type: Enumerated

Length: 2

Answer List: TMONTH_13CONT

Value:	Mnemonic:	Description:
1	Jan	January
2	Feb	February

3	Mar	March
4	Apr	April
5	May	May
6	Jun	June
7	Jul	July
8	Aug	August
9	Sep	September
10	Oct	October
11	Nov	November
12	Dec	December
13	continuous	^CONTMO_Fill13

- Don't Know
- Refuse
- Empty

- On Input
- On Output

Array:

Special Instructions: Only display answer options 13 (when applicable) and the 4 months that are the reference month through the current month. (ref_monthnum, two_monthnum, last_monthnum, and cur_monthnum)

Note: Blaise does not allow non-displayed options to be selected

Skip Instructions: Goto CONTEXPX

Instrument SAS Name: CONTMO

Destination Data Set: ECNT

Sponsor Field Type: C

Report Section: 19B

Field

CONTEXPX
BTABLEB.BROW.CONTEXPX

Description: What was the total amount of the payment/contribution

Form Pane Label: Amount

SAS Name: CONTEXPX

Tag Name: CONTEXPX

Inherited Universe:

Universe: NOT (CNT_ITEM IN [NoMore95, NoMore99, DeleteLine]) AND CNT_ITEM <> EMPTY

Universe Description: ALL, except CNT_ITEM = 95, 99 or 888

Question Text: ^TEMPEXP?

<u>Description</u>	<u>Month</u>	<u>Amount</u>
(CONDESC)	(CONTMO)	(CONTEXPX)

Fills: TEMPEXP

Instructions: IF (CONTMO >= 1 and CONTMO <= 12) or CONTMO = NONRESPONSE then fill "What was the total amount of the ^Payment_Contribution"
ELSE fill "What is the monthly ^Payment_Contribution"

Fills: Payment_Contribution

Instructions: IF CNT_ITEM = 3 or CNT_ITEM = 4 then fill "payment"
ELSE fill with "contribution"

Type: Integer

Length: 7

Min: 1

Max: 999999

Don't Know
 Refuse
 Empty

On Input
 On Output

Store Instructions: IF CONTEXPX is in range or NONRESPONSE then set CONT_XPX = EMPTY

Array:

Special Instructions: Display a \$ and a comma, as needed, in the entry field.

Skip Instructions: 1-999999: IF CONTEXPX < SoftLowerLimit[CNT_ITEM] or CONTEXPX > SoftUpperLimit[CNT_ITEM]
then goto ERR1_CONTEXPX
ELSEIF CNT_ITEM and CONTEXPX AND CONTMO <> 13 for this record
are equal to any records data on the SCIF AND
(that SCIF records CONTMO <> 13) then goto ERR_DUP
ELSE goto CNTMORE

DK,RF: Goto CNTMORE

Instrument SAS Name: CONTEXPX

Destination Data Set: ECNT

Sponsor Field Type: N

Report Section: 19B

Check

ERR1_CONTEXPX
BTABLEB.BROW.ERR1_CONTEXPX

Description: Out of Range Check

Inherited Universe:

Universe: (CONTEXPX < SoftLowerLimit[CNT_ITEM] or CONTEXPX >
SoftUpperLimit[CNT_ITEM])
AND CONTEXPX = RESPONSE

Universe Description:

Text: ♦ THE VALUE ENTERED IS UNUSUALLY HIGH OR LOW

PLEASE VERIFY AND IF CORRECT, ENTER ITEM LEVEL NOTE

Check Instructions: IF suppressed then set CONT_XPX = 'A1'

Type: Soft

Skip Instructions: Suppress: Goto CNTMORE

All others, go back to CONTEXPX

ERR_DUP

Check

BTABLEB.BROW.ERR_DUP

Description: Check for Possible Duplicate Reporting

Inherited Universe:

Universe: CONTMO <> 13 AND CONTEXPX = RESPONSE AND
(CNT_ITEM and CONTEXPX equal any SCIF records CNT_ITEM and CONTEXPX
and that SCIF's record has CONTMO <> 13)

Universe Description: Month is not 13 and amount is not DK/RF and (item and amount is the same as one
of the records on the SCIF and that SCIF record does not have Month = 13)

Text: ♦ This item appears to be the same as one reported last interview

♦ Please verify to avoid duplicate reporting

If this is a duplicate item, enter 888 to delete the line.

Check Instructions:

Type: Soft

Skip Instructions: Suppress: Goto CNTMORE

All others, go back to CONTEXPX

Field

CNTMORE
BTABLEB.BROW.CNTMORE

Description: Any other payments/contributions

Form Pane Label: Any more

SAS Name:

Tag Name: CNTMORE

Inherited Universe:

Universe: NOT (CNT_ITEM IN [NoMore95, NoMore99, DeleteLine]) AND CNT_ITEM <> EMPTY

Universe Description: ALL, except CNT_ITEM is 95, 99 or 888

Question Text: Did you make any other ^CONTMORE_Fill?

Description Month Amount
(CONDESC) (CONTMO) (CONTEXPX)

Fills: CONTMORE_Fill

Instructions: IF CNT_ITEM = 1 then fill 'contributions to a college student living away from home'
ELSEIF CNT_ITEM = 2 then fill 'contributions to people not in your household'
ELSEIF CNT_ITEM = 3 then fill 'payments for child support'
ELSEIF CNT_ITEM = 4 then fill 'payments for alimony'
ELSEIF CNT_ITEM = 5 then fill 'contributions to an educational institution'
ELSEIF CNT_ITEM = 6 then fill 'contributions to a political organization'
ELSEIF CNT_ITEM = 7 then fill 'contributions to a religious organization'
ELSEIF CNT_ITEM = 8 then fill 'contributions to a charity'
ELSEIF CNT_ITEM = 9 then fill 'contributions of stocks, bonds, or mutual funds to a person or organization outside of your household'

Type: Enumerated

Length: 1

Answer List: TYesNo

Value:	Mnemonic:	Description:
1	Yes	Yes
2	No	No

Don't Know

Refuse
 Empty

On Input
 On Output

Store Instructions: Set Record origin and Record status

IF CNTMORE = RESPONSE or CNTMORE = NONRESPONSE THEN
Set CNT_ORIG = '1'

IF CONTMO = current interview month then set CNT_STAT = '2'
ELSE set CNT_STAT = '1'

Array:

Special Instructions: IF CNTMORE = Yes {1} and row number <> 43 then prefill CNT_ITEM and
CONTDESC for the next row with the same information as the current row.

Skip Instructions: 1: IF Row number = 43 then goto ERR_MAX
ELSE goto CNT_ITEM for the next row

2,DK,RF: IF Row number = 43 then exit the table and goto S19B_END
ELSE goto CNT_ITEM for the next row

Instrument SAS Name: CNTMORE

Destination Data Set: ECNT

Report Section: 19B

Check

ERR_MAX
BTABLEB.BROW.ERR_MAX

Description: Max Number of Rows Reached

Inherited Universe:

Universe: CNTMORE = Yes {1} AND (Row number = 43)

Universe Description: Yes, there are more expenses, but there are no more empty rows in the grid

Text: ♦ [No more rows can be added](#)

Check Instructions:

Type: Hard

Skip Instructions: Go back to CNTMORE

CONTCODE

Field

BTABLEB.BROW.CONTCODE

Description: Item code

Form Pane Label:

SAS Name: CONTCODE

Tag Name:

Inherited Universe:

Universe:

Universe Description:

Question Text:

Type: String

Length: 3

- Don't Know
- Refuse
- Empty

- On Input
- On Output

Array:

Special Instructions: NOTE: See CNT_ITEM for how to set this field

Valid Values: 100, 110, 120, 130, 140, 150, 160, 170, 180

Instrument SAS Name: CONTCODE

Destination Data Set: ECNT

Sponsor Field Type: C

Report Section: 19B

Field

CONT_XPX
BTABLEB.BROW.CONT_XPX

Description: Range edit flag for CONTEXPX

Form Pane Label:

SAS Name: CONT_XPX

Tag Name:

Inherited Universe:

Universe:

Universe Description:

Question Text:

Type: String

Length: 2

- Don't Know
- Refuse
- Empty

- On Input
- On Output

Array:

Special Instructions: NOTE: See ERR1_CONTEXPX for how to set this field

Valid Values: A1 = Range edit failed
(ERR1 check was suppressed)

Blank = Range edit passed

Instrument SAS Name: CONT_XPX

Destination Data Set: ECNT

Sponsor Field Type: C

Report Section: 19B

Sponsor Edits: FLAG

CNT_STAT

Field

BTABLEB.BROW.CNT_STAT

Description: Record status

Form Pane Label:

SAS Name: REC_STAT

Tag Name:

Inherited Universe:

Universe:

Universe Description:

Question Text:

Type: String

Length: 1

Don't Know

Refuse

Empty

On Input

On Output

Array:

Special Instructions: NOTE: See CNTMORE for how to set this field

Valid Values: 1 = Active Record

2 = Current month Record

3 = Inactive Record {set in processing}

Instrument SAS Name: CNT_STAT

Destination Data Set: ECNT

Sponsor Field Type: C

Report Section: 19B

Field

CNT_ORIG
BTABLEB.BROW.CNT_ORIG

Description: Record origin

Form Pane Label:

SAS Name: REC_ORIG

Tag Name:

Inherited Universe:

Universe:

Universe Description:

Question Text:

Type: String

Length: 1

Don't Know

Refuse

Empty

On Input

On Output

Array:

Special Instructions: NOTE: See CNTMORE for how to set this field

Valid Values: 1 = Data from current month interview

2 = Data reported in previous quarter

Instrument SAS Name: CNT_ORIG

Destination Data Set: ECNT

Sponsor Field Type: C

Report Section: 19B

S19B_END

S19B_END

Field

Description: End of Section 19 Part B

Form Pane Label:

SAS Name:

Tag Name:

Inherited Universe:

Universe:

Universe Description:

Question Text:

Type: Enumerated

Length: 1

Answer List: TYesNo

Value:	Mnemonic:	Description:
1	Yes	Yes
2	No	No

- Don't Know
- Refuse
- Empty

- On Input
- On Output

Store Instructions: IF Any CNT_ITEM = 99 OR (the table is full) THEN S19B_END := Yes

Array:

Skip Instructions: Goto S19_Sectcomp

Field

S19_Sectcomp
S19_Sectcomp

Description: End of Section 19

Form Pane Label:

SAS Name:

Tag Name:

Inherited Universe:

Universe:

Universe Description: All

Question Text:

Type: Classification

Length: 0

- Don't Know
- Refuse
- Empty

- On Input
- On Output

Store Instructions: Set Section Complete Flag

IF S19A_END = Yes AND S19B_END = Yes Then

Set S19Complete = Yes

ELSE set S19Complete = No

END

Array:

Skip Instructions: Goto section 20A - BSECT20

Report Section: 19B

BSECT20

BSECT20

Block

Description: Expense Patterns for Food, Beverages, and Other Selected Items

Tab Name: S20

Fly Over Name: S20 - Expense Patterns

Universe Type: If

Inherited Universe:

Universe: bFront.START <> Transmit {3} AND bFront.START <> Quit {4} AND
bFront.START <> Noninterview {5} AND bFront.REPLACE_HH <> Yes {1} AND
bFront.REPLACE_SPAWN <> Continue {1} AND CE_INTRO = Continue {1}

Universe Description: All interviews

Array:

Block Instructions: Section Labels:

Section 20, Part A - Expense Patterns for Selected Services and Goods
Section 20, Part B - Expense Patterns for Selected Services and Goods
Section 20, Part C - Extended Recall

Block

BSECT20A
BSECT20A

Description: Expense Patterns

Tab Name:

Fly Over Name:

Universe Type: If

Inherited Universe:

Universe:

Universe Description:

Array:

Block Instructions:

S20A_Intro

Field

BSECT20A.S20A_Intro

Description: Introductory statement to expense patterns selection

Form Pane Label: Intro

SAS Name:

Tag Name: S20A_Intro

Inherited Universe:

Universe:

Universe Description: All

Question Text: Now I am going to ask about what you usually paid for food, beverages, and other items ^YOU_YRCU ^have_has2 purchased since the first of ^REF_MONTH.

Fills: have_has2

Instructions: IF NUMHOUSE = 1 then fill "have"
ELSE fill "has"

Fills: YOU_YRCU

Instructions: IF NUMHOUSE = 1 then fill "you"
ELSE fill "your household"

Fills: REF_MONTH

Instructions: Set REF_MONTH = 3 months before the interview.
Calculated by taking the INTPER from record type 10 to come up with the base month to start from.

Type: Enumerated

Length: 1

Answer List: TContinue

Value:	Mnemonic:	Description:
1	Continue	Enter 1 to Continue

- Don't Know
- Refuse
- Empty

- On Input
- On Output

Array:

Skip Instructions: Goto FDBAWYWX

Instrument SAS Name: S20A_Intro

Destination Data Set: EEXP

Report Section: 20A

Date Implemented (YYYY-MM-DD): April 2023

FDBAWYWX
BSECT20A.FDBAWYWX

Field

Description: Usual weekly food and drinks from restaurants, bars, fast food places and carry outs including alcohol expenses

Form Pane Label: Weekly Food and Drink \$

SAS Name: FDBAWYWX

Tag Name: FDBAWYWX

Inherited Universe:

Universe:

Universe Description: All Interviews

Help Screen: H_FDBAWYWX

Question Text:  45 ? [F1]

How much ^DoDoes ^YOU_YRCU USUALLY spend each week for food and drinks from places like restaurants, bars, and fast food places, including carry-out and delivery? Please include the cost of any alcoholic beverages.

Fills: YOU_YRCU

Instructions: IF NUMHOUSE = 1 then fill "you"
ELSE fill "your household"

Fills: DoDoes

Instructions: IF NUMHOUSE = 1 then fill "do"
ELSE fill "does"

Type: Integer

Length: 5

Min: 0

Max: 9999

Don't Know

Refuse

Empty

On Input

On Output

Store Instructions: IF FDBAWYWX is in range, 0, DK, or RF then Set FDBA_YWX = Empty

Array:

Special Instructions: Display a \$ and comma, as needed, in the entry field.

Skip Instructions: 0,DK,RF: Goto ALCHMWX

1-9999: IF entry = 1-10 or entry > 499 then goto ERR1_FDBAWYWX
ELSE go to ALCHMWX

Instrument SAS Name: FDBAWYWX

Destination Data Set: EEXP

Sponsor Field Type: N

Report Section: 20A

Date Implemented (YYYY-MM-DD): April 2023

ERR1_FDBAWYWX
BSECT20A.ERR1_FDBAWYWX

Check

Description: Out of Range Check

Inherited Universe:

Universe: ((FDBAWYWX >= 1 AND FDBAWYWX <= 10) or FDBAWYWX > 499) AND
FDBAWYWX = RESPONSE

Universe Description: Weekly food and drinks from restaurants amount is out of range

Text: * THE VALUE ENTERED IS UNUSUALLY HIGH OR LOW

PLEASE VERIFY AND IF CORRECT, ENTER ITEM LEVEL NOTE

Check Instructions: IF suppressed then set FDBA_YWX = 'A1'

Type: Soft

Skip Instructions: Suppress: Goto ALCHMWX

All others, go back to FDBAWYWX

Field

ALCHMWX
BSECT20A.ALCHMWX

Description: Usual weekly alcohol expense for home consumption

Form Pane Label: Weekly Home Alcohol \$

SAS Name: ALCHMWX

Tag Name: ALCHMWX

Inherited Universe:

Universe:

Universe Description: All Interviews

Help Screen: H_ALCHMWX

Question Text: ? [F1]

**How much ^DoDoes ^YOU_YRCU USUALLY spend each week for beer, wine,
and other alcohol to be served at home?**

Fills: DoDoes

Instructions: IF NUMHOUSE = 1 then fill "do"
ELSE fill "does"

Fills: YOU_YRCU

Instructions: IF NUMHOUSE = 1 then fill "you"
ELSE fill "your household"

Type: Integer

Length: 5

Min: 0

Max: 9999

- Don't Know
- Refuse
- Empty

- On Input
- On Output

Store Instructions: IF ALCHMWX is in range, 0, DK, or RF then Set ALCHMWX_ = EMPTY

Array:

Special Instructions: Display a \$ and comma, as needed, in the entry field.

Skip Instructions: 0,DK,RF: Goto GREXPWX

1-9999: IF entry = 1 or entry > 999 then goto ERR1_ALCHMWX
ELSE goto GREXPWX

Instrument SAS Name: ALCHMWX

Destination Data Set: EEXP

Sponsor Field Type: N

Report Section: 20A

Date Implemented (YYYY-MM-DD): April 2023

Check

ERR1_ALCHMWX
BSECT20A.ERR1_ALCHMWX

Description: Out of Range Check

Inherited Universe:

Universe: (ALCHMWX = 1 or ALCHMWX > 999) AND ALCHMWX = RESPONSE

Universe Description: Weekly alcohol expense for home consumption out of range

Text: * THE VALUE ENTERED IS UNUSUALLY HIGH OR LOW

PLEASE VERIFY AND IF CORRECT, ENTER ITEM LEVEL NOTE

Check Instructions: IF suppressed then set ALCHMWX_ = 'A1'

Type: Soft

Skip Instructions: Suppress: Goto GREXPWX

All others, go back to ALCHMWX

GREXPWX

BSECT20A.GREXPWX

Field

Description: Usual weekly expense on groceries and supplies

Form Pane Label: Groceries \$

SAS Name: GREXPWX

Tag Name: GREXPWX

Inherited Universe:

Universe:

Universe Description: All Interviews

Help Screen: H_GREXPWX

Question Text:  45 ? [F1]

How much ^DoDoes ^YOU_YRCU USUALLY spend each week for groceries, including food and non-food items? Please include in-person and online grocery shopping and delivery. Include items like prepared meal kits, personal health and wellness items, diapers, pet food, and home cleaning supplies but do NOT include prescription drugs, alcohol, cigarettes, or other tobacco products.

• Include grocery home delivery service fees, drinking water delivery fees. Also include purchases made with government benefits such as SNAP and WIC EBT cards.

Fills: DoDoes

Instructions: IF NUMHOUSE = 1 then fill "do"
ELSE fill "does"

Fills: YOU_YRCU

Instructions: IF NUMHOUSE = 1 then fill "you"
ELSE fill "your household"

Type: Integer

Length: 5

Min: 0

Max: 9999

Don't Know

Refuse

Empty

On Input

On Output

Store Instructions: IF GREXPWX is in range, 0, DK, or RF then Set GREXPWX_ = EMPTY

Array:

Special Instructions: Display a \$ and comma, as needed, in the entry field.

Skip Instructions: 0,DK,RF: Goto FDBGFTQX

1-9999: IF entry > 700 then goto ERR1_GREXPWX
ELSE goto FDBGFTQX

Instrument SAS Name: GREXPWX

Destination Data Set: EEXP

Sponsor Field Type: N

Report Section: 20A

Date Implemented (YYYY-MM-DD): April 2023

ERR1_GREXPWX
BSECT20A.ERR1_GREXPWX

Check

Description: Out of Range Check

Inherited Universe:

Universe: GREXPWX > 700 AND GREXPWX = RESPONSE

Universe Description: Weekly expense on groceries and supplies out of range

Text: * THE VALUE ENTERED IS UNUSUALLY HIGH OR LOW

PLEASE VERIFY AND IF CORRECT, ENTER ITEM LEVEL NOTE

Check Instructions: IF suppressed then set GREXPWX_ = 'A1'

Type: Soft

Skip Instructions: Suppress: Goto FDBGFTQX

All others, go back to GREXPWX

Field

FDBGFTQX
BSECT20A.FDBGFTQX

Description: Amount for food and beverage gifts

Form Pane Label: Food and Bev Gift \$

SAS Name: FDBGFTQX

Tag Name: FDBGFTQX

Inherited Universe:

Universe:

Universe Description: All Interviews

Help Screen: H_FDBGFTQX

Question Text:  45 ? [F1]

Since the first of ^REF_MONTH, not including this month, how much ^have_has2 ^YOU_YRCU spent on purchases of any food or beverages for people who do not live in your household, such as treating others to a meal and providing food or beverages for a party or event?

Fills: REF_MONTH

Instructions: Set REF_MONTH = 3 months before the interview.

Calculated by taking the INTPER from record type 10 to come up with the base month to start from.

Fills: have_has2

Instructions: IF NUMHOUSE = 1 then fill "have"
ELSE fill "has"

Fills: YOU_YRCU

Instructions: IF NUMHOUSE = 1 then fill "you"
ELSE fill "your household"

Type: Integer

Length: 7

Min: 0

Max: 999999

Don't Know

Refuse

Empty

On Input
 On Output

Store Instructions: IF FDBGFTQX is in range, DK, or RF then Set FDBG_TQX = EMPTY

Array:

Special Instructions: Display a \$ and comma, as needed, in the entry field.

Skip Instructions: DK,RF: Goto CGTEXPW

0-999999: IF entry = 1 OR entry > 1399 then goto ERR1_FDBGFTQX
ELSE goto CGTEXPW

Instrument SAS Name: FDBGFTQX

Destination Data Set: EEXP

Sponsor Field Type: N

Report Section: 20A

Date Implemented (YYYY-MM-DD): April 2023

Check

ERR1_FDBGFTQX
BSECT20A.ERR1_FDBGFTQX

Description: Out of Range Check

Inherited Universe:

Universe: (FDBGFTQX = 1 OR FDBGFTQX > 1399) AND FDBGFTQX = RESPONSE

Universe Description: Amount of food and beverage gifts is out of range

Text: * THE VALUE ENTERED IS UNUSUALLY HIGH OR LOW

PLEASE VERIFY AND IF CORRECT, ENTER ITEM LEVEL NOTE

Check Instructions: IF suppressed then set FDBG_TQX = 'A1'

Type: Soft

Skip Instructions: Suppress: Goto CGTEXPW

All others, go back to FDBGFTQX

CGTEXPW

Field

BSECT20A.CGTEXPW

Description: Any cigarettes purchased in reference period

Form Pane Label: Buy Cigarettes

SAS Name: CGTEXPW

Tag Name: CGTEXPW

Inherited Universe:

Universe:

Universe Description: All Interviews

Help Screen: H_CGTEXPW

Question Text: ? [F1]

Since the first of ^REF_MONTH, did ^YOU_ANYMEM buy any cigarettes? Do not include e-cigarettes.

Fills: REF_MONTH

Instructions: Set REF_MONTH = 3 months before the interview.

Calculated by taking the INTPER from record type 10 to come up with the base month to start from.

Fills: YOU_ANYMEM

Instructions: IF NUMHOUSE = 1 then fill "you"

ELSE fill "you or any members of your household"

Type: Enumerated

Length: 1

Answer List: TYesNo

Value:	Mnemonic:	Description:
1	Yes	Yes
2	No	No

- Don't Know
- Refuse
- Empty

On Input

On Output

Array:

Skip Instructions: 1: Goto CGTEXPWX

2,DK,RF: Goto OTOBQ

Instrument SAS Name: CGTEXPW

Destination Data Set: EEXP

Sponsor Field Type: C

Report Section: 20A

Date Implemented (YYYY-MM-DD): April 2023

CGTEXPWX
BSECT20A.CGTEXPWX

Field

Description: Usual weekly expense for cigarettes

Form Pane Label: Weekly Cigarettes \$

SAS Name: CGTEXPWX

Tag Name: CGTEXPWX

Inherited Universe:

Universe: CGTEXPW= Yes {1}

Universe Description: Bought cigarettes

Question Text: How much ^DoDoes ^YOU_YRCU USUALLY spend each week for cigarettes?

Fills: DoDoes

Instructions: IF NUMHOUSE = 1 then fill "do"
ELSE fill "does"

Fills: YOU_YRCU

Instructions: IF NUMHOUSE = 1 then fill "you"
ELSE fill "your household"

Type: Integer

Length: 4

Min: 0

Max: 999

Don't Know

Refuse

Empty

On Input

On Output

Store Instructions: IF CGTEXPWX is in range, DK, or RF then Set CGTE_PWX = EMPTY

Array:

Special Instructions: Display a \$ in the entry field.

Skip Instructions: DK,RF: Goto OTOBQ

0-999: IF entry < 2 or entry > 299 then goto ERR1_CGTEXPWX
ELSEIF RT10.POPGRP = 11 OR 12 then goto CGTSTORE
ELSE goto OTOBQ

Instrument SAS Name: CGTEXPWX

Destination Data Set: EEXP

Sponsor Field Type: N

Report Section: 20A

Date Implemented (YYYY-MM-DD): April 2023

ERR1_CGTEXPWX
BSECT20A.ERR1_CGTEXPWX

Check

Description: Out of Range Check

Inherited Universe:

Universe: (CGTEXPWX < 2 OR CGTEXPWX > 299) AND CGTEXPWX = RESPONSE

Universe Description: Weekly expense for cigarettes out of range

Text: * THE VALUE ENTERED IS UNUSUALLY HIGH OR LOW

PLEASE VERIFY AND IF CORRECT, ENTER ITEM LEVEL NOTE

Check Instructions: IF suppressed then set CGTE_PWX = 'A1'

Type: Soft

Skip Instructions: Suppress: IF RT10.POPGRP = 11 OR 12 then goto CGTSTORE
ELSE goto OTOBQ

All others, go back to CGTEXPWX

Field

CGTSTORE
BSECT20A.CGTSTORE

Description: Name of store, website, or company where cigarettes were bought

Form Pane Label: Store

SAS Name: CGTSTORE

Tag Name: CGTSTORE

Inherited Universe:

Universe: CGTEXPWX = RESPONSE AND (VAL(Rt10.POPGRP) = 11 OR VAL(Rt10.POPGRP) = 12)

Universe Description:

Question Text: What is the name of the business where these were last purchased?

✦ Enter store, website, or company name

Type: String

Length: 45

Don't Know

Refuse

Empty

On Input

On Output

Array:

Special Instructions: If UPPERCASE ENTRY contains '.COM' then set CGTPURCH = 1 and "keep" and "Show"

Skip Instructions: IF ENTRY = DK or RF then goto OTOBQ
ELSEIF UPPERCASE ENTRY contains '.COM' then goto OTOBQ
ELSE goto CGTPURCH

Instrument SAS Name: CGTSTORE

Destination Data Set: EEXP

Sponsor Field Type: C

Report Section: 20A

Date Implemented (YYYY-MM-DD): April 2023

Field

CGTPURCH
BSECT20A.CGTPURCH

Description: Paid for in-person, online or by mail or telephone

Form Pane Label: Online

SAS Name: CGTPURCH

Tag Name: CGTPURCH

Inherited Universe:

Universe: CGTSTORE = RESPONSE AND (UPPERCASE(CGTSTORE) does not contain
'COM')

Universe Description:

Question Text: Were they paid for -

Type: Enumerated

Length: 1

Answer List: TOnline

Value:	Mnemonic:	Description:
1	Online	Online?
2	InPerson	In person?
3	MailTel	By mail or telephone order?
4	Other	Other

- Don't Know
- Refuse
- Empty

- On Input
- On Output

Array:

Special Instructions: Answer list descriptions for options 1-3 should be bold black

Skip Instructions: 1,3,4,DK,RF: Goto OTOBQ

2: Goto CGTLOC

Instrument SAS Name: CGTPURCH

Destination Data Set: EEXP

Sponsor Field Type: C

Report Section: 20A

Date Implemented (YYYY-MM-DD): April 2023

Field

CGTLOC
BSECT20A.CGTLOC

Description: City where outlet for cigarette purchase is located

Form Pane Label: Location - City

SAS Name: CGTLOC

Tag Name: CGTLOC

Inherited Universe:

Universe: CGTLOC = InPerson {2}

Universe Description: Purchase was made in person

Question Text: In what city is ^CGTSTORE_Fill located?

Fills: CGTSTORE_Fill

Instructions: Fill entry in CGTSTORE

Type: String

Length: 45

Don't Know
 Refuse
 Empty

On Input
 On Output

Array:

Skip Instructions: Goto CGTLOCST

Instrument SAS Name: CGTLOC

Destination Data Set: EEXP

Sponsor Field Type: C

Report Section: 20A

Date Implemented (YYYY-MM-DD): April 2023

CGTLOCST

BSECT20A.CGTLOCST

Field

Description: State where outlet is located

Form Pane Label: State

SAS Name: CGTLOCST

Tag Name: CGTLOCST

Inherited Universe:

Universe: CGTPURCH = InPerson {2}

Universe Description: Purchase was made in person

Help Screen: H_DESTCODE

Question Text: ? [F1]

In what state is ^CGTSTORE_Fill located?

✦ [Enter the two character state abbreviation](#)

Fills: CGTSTORE_Fill

Instructions: Fill entry in CGTSTORE

Type: String

Length: 2

Don't Know
 Refuse
 Empty

On Input
 On Output

Array:

Special Instructions: Use answer type TState - STRING[2], display width 4

Skip Instructions: IF entry is not a valid state abbreviation and entry <> XX then goto CK_CGTLOCST

ELSE goto OTOBQ

Instrument SAS Name: CGTLOCST

Destination Data Set: EEXP

Sponsor Field Type: C

Report Section: 20A

Date Implemented (YYYY-MM-DD): April 2023

CK_CGTLOCST
BSECT20A.CK_CGTLOCST

Check

Description: Not a valid state abbreviation

Inherited Universe:

Universe: (CGTLOCST is not a valid state abbreviation) AND CGTLOCST <> 'XX' AND
CGTLOCST = RESPONSE

Universe Description: State abbreviation entered is not valid

Text: * [Not a valid state abbreviation](#)

Check Instructions:

Type: Hard

Skip Instructions: Go back to CGTLOCST

Field

OTOBQ
BSECT20A.OTOBQ

Description: Purchase any other tobacco products?

Form Pane Label: Buy Other Tobacco

SAS Name: OTOBQ

Tag Name: OTOBQ

Inherited Universe:

Universe:

Universe Description: All Interviews

Help Screen: H_OTOBQ

Question Text:  45 ? [F1]

Since the first of ^REF_MONTH, did ^YOU_ANYMEM buy other tobacco products, such as cigars, pipe tobacco, chewing tobacco, or vaping products? Do not include marijuana products.

Fills: REF_MONTH

Instructions: Set REF_MONTH = 3 months before the interview.

Calculated by taking the INTPER from record type 10 to come up with the base month to start from.

Fills: YOU_ANYMEM

Instructions: IF NUMHOUSE = 1 then fill "you"

ELSE fill "you or any members of your household"

Type: Enumerated

Length: 1

Answer List: TYesNo

Value:	Mnemonic:	Description:
1	Yes	Yes
2	No	No

- Don't Know
- Refuse
- Empty

On Input
 On Output

Array:

Skip Instructions: 1: Goto OTOBQX

2,DK,RF: S20A_END

Instrument SAS Name: OTOBQ

Destination Data Set: EEXP

Sponsor Field Type: C

Report Section: 20A

Date Implemented (YYYY-MM-DD): April 2023

Field

OTOBQX
BSECT20A.OTOBQX

Description: Usual weekly expense for other tobacco products

Form Pane Label: Other Tobacco \$

SAS Name: OTOBQX

Tag Name: OTOBQX

Inherited Universe:

Universe: OTOBQ = Yes {1}

Universe Description: Bought other tobacco products

Question Text: How much ^DoDoes ^YOU_YRCU USUALLY spend each week for tobacco products?

• Do not include marijuana.

Fills: DoDoes

Instructions: IF NUMHOUSE = 1 then fill "do"
ELSE fill "does"

Fills: YOU_YRCU

Instructions: IF NUMHOUSE = 1 then fill "you"
ELSE fill "your household"

Type: Integer

Length: 4

Min: 0

Max: 999

Don't Know
 Refuse
 Empty

On Input
 On Output

Store Instructions: IF OTOBQX is in range, DK, or RF then Set OTOBQX_ = Empty

Array:

Special Instructions: Display a \$ in the entry field

Skip Instructions: DK,RF: Goto S20A_END

0-999: IF entry < 5 or entry > 149 then goto ERR1_OTOBQX
ELSEIF Rt10.POPGRP = 11 OR 12 then goto OTOBSTORE
ELSE goto S20A_END

Instrument SAS Name: OTOBQX

Destination Data Set: EEXP

Sponsor Field Type: N

Report Section: 20A

Date Implemented (YYYY-MM-DD): April 2023

Check

ERR1_OTOBQX
BSECT20A.ERR1_OTOBQX

Description: Out of Range Check

Inherited Universe:

Universe: (OTOBQX < 5 OR OTOBQX > 149) AND OTOBQX = RESPONSE

Universe Description: Weekly expense for other tobacco products out of range

Text: * THE VALUE ENTERED IS UNUSUALLY HIGH OR LOW

PLEASE VERIFY AND IF CORRECT, ENTER ITEM LEVEL NOTE

Check Instructions: IF suppressed then set OTOBQX_ = 'A1'

Type: Soft

Skip Instructions: Suppress: IF RT10.POPGRP = 11 OR 12 then goto OTOBSTORE
ELSE goto S20A_END

All others, go back to OTOBQX

OTBSTORE

BSECT20A.OTBSTORE

Field

Description: Name of store, website, or company name for tobacco product purchase

Form Pane Label: Store

SAS Name: OTBSTORE

Tag Name: OTBSTORE

Inherited Universe:

Universe: OTOBQX = RESPONSE AND (VAL(Rt10.POPGRP) = 11 or VAL(Rt10.POPGRP) = 12)

Universe Description:

Question Text: What is the name of the business where these were last purchased?

✦ Enter store, website, or company name

Type: String

Length: 45

Don't Know

Refuse

Empty

On Input

On Output

Array:

Special Instructions: If UPPERCASE ENTRY contains '.COM' then set OTBPURCH = 1 and "keep" and "Show"

Skip Instructions: IF ENTRY = DK or RF then goto S20A_END
ELSEIF UPPERCASE ENTRY contains '.COM' then goto S20A_END
ELSE goto OTBPURCH

Instrument SAS Name: OTBSTORE

Destination Data Set: EEXP

Sponsor Field Type: C

Report Section: 20A

Date Implemented (YYYY-MM-DD): April 2023

OTBPURCH

BSECT20A.OTBPURCH

Field

Description: Paid for in-person, online or by mail or telephone

Form Pane Label: Online
SAS Name: OTBPURCH
Tag Name: OTBPURCH
Inherited Universe:

Universe: OTBSTORE = RESPONSE AND (UPPERCASE(OTBSTORE) does not contain '.COM')

Universe Description:

Question Text: Was this paid for -

Type: Enumerated
Length: 1

Answer List: TOnline

Value:	Mnemonic:	Description:
1	Online	Online?
2	InPerson	In person?
3	MailTel	By mail or telephone order?
4	Other	Other

Don't Know
 Refuse
 Empty

On Input
 On Output

Array:

Special Instructions: Answer list descriptions for options 1-3 should be bold black

Skip Instructions: 1,3,4,DK,RF: Goto S20A_END

2: Goto OTBLOC

Instrument SAS Name: OTBPURCH

Destination Data Set: EEXP

Sponsor Field Type: C

Report Section: 20A

Date Implemented (YYYY-MM-DD): April 2023

OTBLOC
BSECT20A.OTBLOC

Field

Description: City where outlet for other tobacco purchase is located

Form Pane Label: Location - City

SAS Name: OTBLOC

Tag Name: OTBLOC

Inherited Universe:

Universe: OTBPURCH = InPerson {2}

Universe Description: Purchase was made in person

Question Text: In what city is ^OTBSTORE_Fill located?

Fills: OTBSTORE_Fill

Instructions: Fill entry in OTBSTORE

Type: String

Length: 45

- Don't Know
- Refuse
- Empty

- On Input
- On Output

Array:

Skip Instructions: Goto OTBLOCST

Instrument SAS Name: OTBLOC

Destination Data Set: EEXP

Sponsor Field Type: C

Report Section: 20A

Date Implemented (YYYY-MM-DD): April 2023

Field

OTBLOCST
BSECT20A.OTBLOCST

Description: State where outlet is located

Form Pane Label: State

SAS Name: OTBLOCST

Tag Name: OTBLOCST

Inherited Universe:

Universe: OTBPURCH = InPerson {2}

Universe Description: Purchase was made in person

Help Screen: H_DESTCODE

Question Text: ? [F1]

In what state is ^OTBSTORE_Fill located?

✦ [Enter the two character state abbreviation](#)

Fills: OTBSTORE_Fill

Instructions: Fill entry in OTBSTORE

Type: String

Length: 2

Don't Know

Refuse

Empty

On Input

On Output

Array:

Special Instructions: Use answer type TState - STRING[2], display width 4

Skip Instructions: IF entry is not a valid state abbreviation and entry <> XX then goto CK_OTBLOCST

ELSE goto S20A_END

Instrument SAS Name: OTBLOCST

Destination Data Set: EEXP

Sponsor Field Type: C

Report Section: 20A

Date Implemented (YYYY-MM-DD): April 2023

Check

CK_OTBLOCST
BSECT20A.CK_OTBLOCST

Description: Not a valid state abbreviation

Inherited Universe:

Universe: (OTBLOCST is not a valid state abbreviation) AND OTBLOCST <> 'XX' AND
OTBLOCST = RESPONSE

Universe Description: State abbreviation entered is not valid

Text: * [Not a valid state abbreviation](#)

Check Instructions:

Type: Hard

Skip Instructions: Go back to OTBLOCST

S20A_END

Field

BSECT20A.S20A_END

Description: Section 20A end

Form Pane Label:

SAS Name:

Tag Name:

Inherited Universe:

Universe: OTOBQ = No {2} or OTOBQ = NONRESPONSE or OTOBQX = NONRESPONSE or (OTOBQX = RESPONSE and NOT (VAL(rt10.POPGRP) in [11..12]) or OTBSTORE = NONRESPONSE or UPPERCASE(OTBSTORE) contains a '.COM' or OTBPURCH IN [Online, MailTel, Other] or OTBPURCH = NONRESPONSE or OTBLOCST = RESPONSE or OTBLOCST = NONRESPONSE

Universe Description:

Question Text:

Type: String

Length: 0

- Don't Know
- Refuse
- Empty

- On Input
- On Output

Store Instructions: IF universe is met then set EXP_STAT = 1
IF universe is met then set EXP_ORIG = 1
IF universe is met then set S20A_END = 1

Array:

Report Section: 20A

Date Implemented (YYYY-MM-DD): April 2023

Field

FDBA_YWX
BSECT20A.FDBA_YWX

Description: Range edit flag for FDBAWYWX

Form Pane Label:

SAS Name: FDBA_YWX

Tag Name:

Inherited Universe:

Universe:

Universe Description:

Question Text:

Type: String

Length: 2

Don't Know

Refuse

Empty

On Input

On Output

Array:

Special Instructions: NOTE: See ERR1_FDBAWYWX and FDBAWYWX for how to set this field.

Valid Values: A1 = Range edit failed (ERR1 check was suppressed)

Blank = Range edit passed

Instrument SAS Name: FDBA_YWX

Destination Data Set: EEXP

Sponsor Field Type: C

Report Section: 20A

Date Implemented (YYYY-MM-DD): April 2023

Sponsor Edits: FLAG

ALCHMWX_
BSECT20A.ALCHMWX_

Field

Description: Range edit flag for ALCHMWX

Form Pane Label:

SAS Name: ALCHMWX_

Tag Name:

Inherited Universe:

Universe:

Universe Description:

Question Text:

Type: String

Length: 2

- Don't Know
- Refuse
- Empty

- On Input
- On Output

Array:

Special Instructions: NOTE: See ERR1_ALCHMWX and ALCHMWX for how to set this field.

Valid Values: A1 = Range edit failed (ERR1 check was suppressed)
Blank = Range edit passed

Instrument SAS Name: ALCHMWX_

Destination Data Set: EEXP

Sponsor Field Type: C

Report Section: 20A

Date Implemented (YYYY-MM-DD): April 2023

Sponsor Edits: FLAG

Field

GREXPWX_
BSECT20A.GREXPWX_

Description: Range edit flag for GREXPWX

Form Pane Label:

SAS Name: GREXPWX_

Tag Name:

Inherited Universe:

Universe:

Universe Description:

Question Text:

Type: String

Length: 2

- Don't Know
- Refuse
- Empty

- On Input
- On Output

Array:

Special Instructions: NOTE: See ERR1_GREXPWX and GREXPWX for how to set this field.

Valid Values: A1 = Range edit failed (ERR1 check was suppressed)
Blank = Range edit passed

Instrument SAS Name: GREXPWX_

Destination Data Set: EEXP

Sponsor Field Type: C

Report Section: 20A

Date Implemented (YYYY-MM-DD): April 2023

Sponsor Edits: FLAG

CGTE_PWX
BSECT20A.CGTE_PWX

Field

Description: Range edit flag for CGTEXPWX

Form Pane Label:

SAS Name: CGTE_PWX

Tag Name:

Inherited Universe:

Universe:

Universe Description:

Question Text:

Type: String

Length: 2

- Don't Know
- Refuse
- Empty

- On Input
- On Output

Array:

Special Instructions: NOTE: See ERR1_CGTEXPWX and CGTEXPWX for how to set this field.

Valid Values: A1 = Range edit failed (ERR1 check was suppressed)
Blank = Range edit passed

Instrument SAS Name: CGTE_PWX

Destination Data Set: EEXP

Sponsor Field Type: C

Report Section: 20A

Date Implemented (YYYY-MM-DD): April 2023

Sponsor Edits: FLAG

Field

OTOBQX_
BSECT20A.OTOBQX_

Description: Range edit flag for OTOBQX

Form Pane Label:

SAS Name: OTOBQX_

Tag Name:

Inherited Universe:

Universe:

Universe Description:

Question Text:

Type: String

Length: 2

- Don't Know
- Refuse
- Empty

- On Input
- On Output

Array:

Special Instructions: NOTE: See ERR1_OTOBQX and OTOBQX for how to set this field.

Valid Values: A1 = Range edit failed (ERR1 check was suppressed)
Blank = Range edit passed

Instrument SAS Name: OTOBQX_

Destination Data Set: EEXP

Sponsor Field Type: C

Report Section: 20A

Date Implemented (YYYY-MM-DD): April 2023

Sponsor Edits: FLAG

FDBG_TQX
BSECT20A.FDBG_TQX

Field

Description: Range edit flag for FDBGFTQX

Form Pane Label:

SAS Name: FDBG_TQX

Tag Name:

Inherited Universe:

Universe:

Universe Description:

Question Text:

Type: String

Length: 2

- Don't Know
- Refuse
- Empty

- On Input
- On Output

Array:

Special Instructions: NOTE: See ERR1_FDBGFTQX and FDBGFTQX for how to set this field.

Valid Values: A1 = Range edit failed (ERR1 check was suppressed)
Blank = Range edit passed

Instrument SAS Name: FDBG_TQX

Destination Data Set: EEXP

Sponsor Field Type: C

Report Section: 20A

Date Implemented (YYYY-MM-DD): April 2023

Sponsor Edits: FLAG

Field

REC_STAT
BSECT20A.REC_STAT

Description: Record status

Form Pane Label:

SAS Name: REC_STAT

Tag Name:

Inherited Universe:

Universe:

Universe Description:

Question Text:

Type: String

Length: 1

- Don't Know
- Refuse
- Empty

- On Input
- On Output

Array:

Special Instructions: NOTE: This field is set in processing

Valid Values: 1 = Active Record

Instrument SAS Name: REC_STAT

Destination Data Set: EEXP

Sponsor Field Type: C

Report Section: 20A

Date Implemented (YYYY-MM-DD): April 2023

REC_ORIG
BSECT20A.REC_ORIG

Field

Description: Record origin

Form Pane Label:

SAS Name: REC_ORIG

Tag Name:

Inherited Universe:

Universe:

Universe Description:

Question Text:

Type: String

Length: 1

- Don't Know
- Refuse
- Empty

- On Input
- On Output

Array:

Special Instructions: NOTE: This field is set in processing

Valid Values: 1 = Data from current month interview

Instrument SAS Name: REC_ORIG

Destination Data Set: EEXP

Sponsor Field Type: C

Report Section: 20A

Date Implemented (YYYY-MM-DD): April 2023

Block

BSECT20B
BSECT20B

Description: Selected Services and Goods

Tab Name:

Fly Over Name:

Universe Type: If

Inherited Universe:

Universe:

Universe Description:

Array:

Block Instructions:

LNDROMAT

BSECT20B.LNDROMAT

Field

Description: Any expense for coin operated laundry?

Form Pane Label: Coin laundry

SAS Name: LNDROMAT

Tag Name: LNDROMAT

Inherited Universe:

Universe:

Universe Description: All Interviews

Help Screen: H_LNDROMAT

Question Text: 46 ? [F1]

Since the first of ^REF_MONTH, not including ^CUR_MONTH have
^YOU_ANYMEM had any expenses for self-service laundry machines?

Fills: REF_MONTH

Instructions: Set REF_MONTH = 3 months before the interview.

Calculated by taking the INTPER from record type 10 to come up with the base
month to start from.

Fills: CUR_MONTH

Instructions: Fill with current month.

Fills: YOU_ANYMEM

Instructions: IF NUMHOUSE = 1 then fill "you"

ELSE fill "you or any members of your household"

Type: Enumerated

Length: 1

Answer List: TYesNo

Value:	Mnemonic:	Description:
1	Yes	Yes
2	No	No

Don't Know

Refuse

Empty

On Input

On Output

Array:

Skip Instructions: 1: Goto LNDRYX

2,DK,RF: Goto DRYCLEAN

Instrument SAS Name: LNDROMAT

Destination Data Set: EXPB

Sponsor Field Type: C

Report Section: 20B

LNDRYX
BSECT20B.LNDRYX

Field

Description: Cost of coin operated laundry

Form Pane Label: Coin laundry \$

SAS Name: LNDRYX

Tag Name: LNDRYX

Inherited Universe:

Universe: LNDROMAT = Yes {1}

Universe Description: Yes, had expenses for self-service laundry machines

Help Screen: H_LNDROMAT

Question Text: ? [F1]

What was the total cost?

Type: Integer

Length: 5

Min: 0

Max: 9999

Don't Know

Refuse

Empty

On Input

On Output

Store Instructions: IF LNDRYX is in range, DK, or RF then Set LNDRYX_ = EMPTY

Array:

Special Instructions: Display a \$ and comma, as needed, in the entry field.

Skip Instructions: IF LNDRYX < 1 or LNDRYX > 260 then goto ERR1_LNDRYX

ELSEIF Rt10.POPGRP = 15 or 16 then goto LNDSTORE

ELSE goto OTHLNDRY

Instrument SAS Name: LNDRYX

Destination Data Set: EXPB

Sponsor Field Type: N

Report Section: 20B

ERR1_LNDRYX
BSECT20B.ERR1_LNDRYX

Check

Description: Out of Range Check

Inherited Universe:

Universe: (LNDRYX < 1 or LNDRYX > 260) AND LNDRYX = RESPONSE

Universe Description: Expense for self-service laundry machines is out of range

Text: * THE VALUE ENTERED IS UNUSUALLY HIGH OR LOW

PLEASE VERIFY AND IF CORRECT, ENTER ITEM LEVEL NOTE

Check Instructions: IF suppressed then set LNDRYX_ = 'A1'

Type: Soft

Skip Instructions: Suppress: IF Rt10.POPGRP = 15 or 16 then goto LNDSTORE
ELSE goto OTHLNDRY

All others, go back to LNDRYX

Field

LNDSTORE
BSECT20B.LNDSTORE

Description: Laundromat Name

Form Pane Label: Laundromat

SAS Name: LNDSTORE

Tag Name: LNDSTORE

Inherited Universe:

Universe: LNDROMAT = Yes {1} AND (VAL(Rt10.POPGRP) = 15 or 16)

Universe Description:

Question Text: What is the name of the business where ^YOU_YRCU last paid for self-service laundry machines?

✦ [Enter store or company name](#)

Fills: YOU_YRCU

Instructions: IF NUMHOUSE = 1 then fill "you"
ELSE fill "your household"

Type: String

Length: 45

Don't Know

Refuse

Empty

On Input

On Output

Array:

Skip Instructions: ENTRY: Goto LNDRYLOC

DK, RF: Goto OTHLNDRY

Instrument SAS Name: LNDSTORE

Destination Data Set: EXPB

Sponsor Field Type: C

Report Section: 20B

Date Implemented (YYYY-MM-DD): July 2018

Field

LNDRYLOC
BSECT20B.LNDRYLOC

Description: Laundromat location - City

Form Pane Label: Location - City

SAS Name: LNDRYLOC

Tag Name: LNDRYLOC

Inherited Universe:

Universe: LNDSTORE = RESPONSE

Universe Description: LNDSTORE has an entry other than DK or RF

Question Text: In what city is ^LNDSTORE_fill located?

Fills: LNDSTORE_fill

Instructions: Fill entry in LNDSTORE

Type: String

Length: 45

Don't Know
 Refuse
 Empty

On Input
 On Output

Array:

Skip Instructions: Goto LDYLOCST

Instrument SAS Name: LNDRYLOC

Destination Data Set: EXPB

Sponsor Field Type: C

Report Section: 20B

Date Implemented (YYYY-MM-DD): July 2018

LDYLOCST

BSECT20B.LDYLOCST

Field

Description: Laundromat location - State

Form Pane Label: State

SAS Name: LDYLOCST

Tag Name: LDYLOCST

Inherited Universe:

Universe: LNDSTORE = RESPONSE

Universe Description: LNDSTORE has an entry other than DK or RF

Help Screen: H_DESTCODE

Question Text: ? [F1]

In what state is ^LNDSTORE_fill located?

✦ [Enter the two character state abbreviation](#)

Fills: LNDSTORE_fill

Instructions: Fill entry in LNDSTORE

Type: String

Length: 2

Don't Know
 Refuse
 Empty

On Input
 On Output

Array:

Special Instructions: Use answer type TState - STRING[2], display width 4

Skip Instructions: IF entry is not a valid state abbreviation then
goto CK_LDYLOCST

ELSE goto OTHLNDRY

Instrument SAS Name: LDYLOCST

Destination Data Set: EXPB

Sponsor Field Type: C

Report Section: 20B

Date Implemented (YYYY-MM-DD): July 2018

CK_LDYLOCST
BSECT20B.CK_LDYLOCST

Check

Description: Not a valid state abbreviation

Inherited Universe:

Universe: (LDYLOCST is not a valid state abbreviation) AND LDYLOCST = RESPONSE

Universe Description: State abbreviation entered is not valid

Text: * [Not a valid state abbreviation](#)

Check Instructions:

Type: Hard

Skip Instructions: Go back to LDYLOCST

Field

OTHLNDRY
BSECT20B.OTHLNDRY

Description: Any of coin laundry expense for non-clothes?

Form Pane Label: Coin other than clothes

SAS Name: OTHLNDRY

Tag Name: OTHLNDRY

Inherited Universe:

Universe: LNDROMAT = Yes {1}

Universe Description:

Question Text: Was any of this amount for items other than clothes, such as linens or drapes?

Type: Enumerated

Length: 1

Answer List: TYesNo

Value:	Mnemonic:	Description:
1	Yes	Yes
2	No	No

- Don't Know
- Refuse
- Empty

- On Input
- On Output

Array:

Skip Instructions: 1: Goto OTHLNDRX

2,DK,RF: Goto DRYCLEAN

Instrument SAS Name: OTHLNDRY

Destination Data Set: EXPB

Sponsor Field Type: C

Report Section: 20B

Field

OTHLNDRX
BSECT20B.OTHLNDRX

Description: How much of coin operated laundry cost spent for non-clothes?

Form Pane Label: Coin oth than clothes \$

SAS Name: OTHLNDRX

Tag Name: OTHLNDRX

Inherited Universe:

Universe: OTHLNDRY = Yes {1}

Universe Description: Yes, some of the self-serve laundry expense was for items other than clothes

Help Screen: H_LNDRMAT

Question Text: ? [F1]

How much?

Type: Integer

Length: 5

Min: 1

Max: 9999

Don't Know

Refuse

Empty

On Input

On Output

Store Instructions: IF OTHLNDRX is in range, DK, or RF then Set OTHL_DRX = EMPTY

Array:

Special Instructions: Display a \$ and comma, as needed, in the entry field.

Skip Instructions: 0-9999: IF OTHLNDRX > 100 then goto ERR1_OTHLNDRX
ELSEIF OTHLNDRX > LNDRYX then goto CK_OTHLNDRX
ELSE goto DRYCLEAN

DK,RF: Goto DRYCLEAN

Instrument SAS Name: OTHLNDRX

Destination Data Set: EXPB

Sponsor Field Type: N

Report Section: 20B

Check

ERR1_OTHLNDRX
BSECT20B.ERR1_OTHLNDRX

Description: Out of Range Check

Inherited Universe:

Universe: OTHLNDRX > 100 AND OTHLNDRX = RESPONSE

Universe Description: Self-serve laundry expense for items other than clothes is out of range

Text: * THE VALUE ENTERED IS UNUSUALLY HIGH OR LOW

PLEASE VERIFY AND IF CORRECT, ENTER ITEM LEVEL NOTE

Check Instructions: IF suppressed then set OTHL_DRX = 'A1'

Type: Soft

Skip Instructions: Suppress: Goto DRYCLEAN

All others, go back to OTHLNDRX

CK_OTHLNDRX
BSECT20B.CK_OTHLNDRX

Check

Description: Other laundry expense > total laundry expense

Inherited Universe:

Universe: (OTHLNDRX > LNDRYX) AND OTHLNDRX = RESPONSE AND
LNDRYX = RESPONSE

Universe Description: Self-serve laundry expense for items other than clothes is greater than the total self-serve laundry expense

Text: ♦ [Entry cannot exceed total cost.](#)

Check Instructions:

Type: Hard

Skip Instructions: Go back to OTHLNDRX

Field

DRYCLEAN
BSECT20B.DRYCLEAN

Description: Expenses for dry cleaning or laundry service?

Form Pane Label: Dry clean service

SAS Name: DRYCLEAN

Tag Name: DRYCLEAN

Inherited Universe:

Universe:

Universe Description: All Interviews

Help Screen: H_DRYCLEAN

Question Text:  46 ? [F1]

Have ^YOU_ANYMEM had any expenses for dry cleaning or laundry service?

Fills: YOU_ANYMEM

Instructions: IF NUMHOUSE = 1 then fill "you"
ELSE fill "you or any members of your household"

Type: Enumerated

Length: 1

Answer List: TYesNo

Value:	Mnemonic:	Description:
1	Yes	Yes
2	No	No

Don't Know
 Refuse
 Empty

On Input
 On Output

Array:

Skip Instructions: 1: Goto DRYCLNX

2,DK,RF: Goto SALONS

Instrument SAS Name: DRYCLEAN

Destination Data Set: EXPB

Sponsor Field Type: C

Report Section: 20B

Field

DRYCLNX
BSECT20B.DRYCLNX

Description: Total cost of dry cleaning or laundry service

Form Pane Label: Dry clean \$

SAS Name: DRYCLNX

Tag Name: DRYCLNX

Inherited Universe:

Universe: DRYCLEAN = Yes {1}

Universe Description: Yes, had expenses for dry cleaning or laundry service

Help Screen: H_DRYCLEAN

Question Text: ? [F1]

What was the total cost?

Type: Integer

Length: 5

Min: 0

Max: 9999

Don't Know

Refuse

Empty

On Input

On Output

Store Instructions: IF DRYCLNX is in range, DK, or RF then Set DRYCLNX_ = EMPTY

Array:

Special Instructions: Display a \$ and comma, as needed, in the entry field.

Skip Instructions: 0-9999: IF DRYCLNX < 1 or DRYCLNX > 899 then goto ERR1_DRYCLNX
ELSEIF Rt10.POPGRP = 15 or 16 then goto DRYSTORE
ELSE goto OTHDRCLN

DK,RF: IF Rt10.POPGRP = 15 or 16 then goto DRYSTORE
ELSE goto OTHDRCLN

Instrument SAS Name: DRYCLNX

Destination Data Set: EXPB

Sponsor Field Type: N

Report Section: 20B

Check

ERR1_DRYCLNX
BSECT20B.ERR1_DRYCLNX

Description: Out of Range Check

Inherited Universe:

Universe: (DRYCLNX < 1 or DRYCLNX > 899) AND DRYCLNX = RESPONSE

Universe Description: Expenses for dry cleaning or laundry service is out of range

Text: * THE VALUE ENTERED IS UNUSUALLY HIGH OR LOW

PLEASE VERIFY AND IF CORRECT, ENTER ITEM LEVEL NOTE

Check Instructions: IF suppressed then set DRYCLNX_ = 'A1'

Type: Soft

Skip Instructions: Suppress: IF Rt10.POPGRP = 15 or 16 then goto DRYSTORE
ELSE goto OTHDRCLN

All others, go back to DRYCLNX

DRYSTORE

BSECT20B.DRYSTORE

Field

Description: Where Dry Clean

Form Pane Label: Store

SAS Name: DRYSTORE

Tag Name: DRYSTORE

Inherited Universe:

Universe: DRYCLEAN = Yes {1} AND (VAL(Rt10.POPGRP) = 15 or 16)

Universe Description:

Question Text: What is the name of the business where ^YOU_YRCU last paid for dry cleaning or laundry services?

✦ [Enter store, website, or company name](#)

Fills: YOU_YRCU

Instructions: IF NUMHOUSE = 1 then fill "you"
ELSE fill "your household"

Type: String

Length: 45

- Don't Know
- Refuse
- Empty

- On Input
- On Output

Array:

Special Instructions: If UPPERCASE ENTRY contains ".COM" then set DRYPURCH = 1 and "keep" and "Show"

Skip Instructions: ENTRY: IF UPPERCASE ENTRY contains ".COM" then goto OTHDRCLN
ELSE goto DRYPURCH

DK,RF: Goto OTHDRCLN

Instrument SAS Name: DRYSTORE

Destination Data Set: EXPB

Sponsor Field Type: C

Report Section: 20B

Date Implemented (YYYY-MM-DD): July 2018

DRYPURCH

BSECT20B.DRYPURCH

Field

Description: Purchased Online or in person

Form Pane Label: Online

SAS Name: DRYPURCH

Tag Name: DRYPURCH

Inherited Universe:

Universe: DRYSTORE = RESPONSE AND (UPPERCASE(DRYSTORE) does not contain '.COM')

Universe Description:

Question Text: Was this paid for -

Type: Enumerated

Length: 1

Answer List: TOnline

Value:	Mnemonic:	Description:
1	Online	Online?
2	InPerson	In person?
3	MailTel	By mail or telephone order?
4	Other	Other

- Don't Know
- Refuse
- Empty

- On Input
- On Output

Array:

Special Instructions: Answer list descriptions for options 1-3 should be bold black

Skip Instructions: 1,3,4,DK,RF: Goto OTHDRCLN

2: Goto DRYLOC

Instrument SAS Name: DRYPURCH

Destination Data Set: EXPB

Sponsor Field Type: C

Report Section: 20B

Date Implemented (YYYY-MM-DD): July 2018

DRYLOC
BSECT20B.DRYLOC

Field

Description: Purchase location - City

Form Pane Label: Location - City

SAS Name: DRYLOC

Tag Name: DRYLOC

Inherited Universe:

Universe: DRYPURCH = InPerson {2}

Universe Description: Purchased in person

Question Text: In what city is ^DRYSTORE_Fill located?

Fills: DRYSTORE_Fill

Instructions: Fill entry in DRYSTORE

Type: String

Length: 45

- Don't Know
- Refuse
- Empty

- On Input
- On Output

Array:

Skip Instructions: Goto DRYLOCST

Instrument SAS Name: DRYLOC

Destination Data Set: EXPB

Sponsor Field Type: C

Report Section: 20B

Date Implemented (YYYY-MM-DD): July 2018

Field

DRYLOCST
BSECT20B.DRYLOCST

Description: Purchase location - State

Form Pane Label: State

SAS Name: DRYLOCST

Tag Name: DRYLOCST

Inherited Universe:

Universe: DRYPURCH = InPerson {2}

Universe Description: Purchased in person

Help Screen: H_DESTCODE

Question Text: ? [F1]

In what state is ^DRYSTORE_Fill located?

✦ [Enter the two character state abbreviation](#)

Fills: DRYSTORE_Fill

Instructions: Fill entry in DRYSTORE

Type: String

Length: 2

Don't Know

Refuse

Empty

On Input

On Output

Array:

Special Instructions: Use answer type TState - STRING[2], display width 4

Skip Instructions: IF entry is not a valid state abbreviation then
goto CK_DRYLOCST

ELSE goto OTHDRCLN

Instrument SAS Name: DRYLOCST

Destination Data Set: EXPB

Sponsor Field Type: C

Report Section: 20B

Date Implemented (YYYY-MM-DD): July 2018

Check

CK_DRYLOCST
BSECT20B.CK_DRYLOCST

Description: Not a valid state abbreviation

Inherited Universe:

Universe: (DRYLOCST is not a valid state abbreviation) AND DRYLOCST = RESPONSE

Universe Description: State abbreviation entered is not valid

Text: [✦ Not a valid state abbreviation](#)

Check Instructions:

Type: Hard

Skip Instructions: Go back to DRYLOCST

OTHDRCLN
BSECT20B.OTHDRCLN

Field

Description: Any of this dry cleaning expense for non-clothes?

Form Pane Label: Other than clothes

SAS Name: OTHDRCLN

Tag Name: OTHDRCLN

Inherited Universe:

Universe: DRYCLEAN = Yes {1}

Universe Description: Had expenses for dry cleaning or laundry service

Question Text: Was any of this amount for items other than clothes, such as linens, drapes, or rugs?

Type: Enumerated

Length: 1

Answer List: TYesNo

Value:	Mnemonic:	Description:
1	Yes	Yes
2	No	No

- Don't Know
- Refuse
- Empty

- On Input
- On Output

Array:

Skip Instructions: 1: Goto OTHDCLNX

2,DK,RF: Goto SALONS

Instrument SAS Name: OTHDRCLN

Destination Data Set: EXPB

Sponsor Field Type: C

Report Section: 20B

OTHDCLNX
BSECT20B.OTHDCLNX

Field

Description: How much of dry cleaning cost spent for non-clothes?

Form Pane Label: Other than clothes \$

SAS Name: OTHDCLNX

Tag Name: OTHDCLNX

Inherited Universe:

Universe: OTHDRCLN = Yes {1}

Universe Description: Yes, some of the dry cleaning/laundry service was for items other than clothes

Help Screen: H_DRYCLEAN

Question Text: ? [F1]

How much?

Type: Integer

Length: 5

Min: 1

Max: 9999

Don't Know

Refuse

Empty

On Input

On Output

Store Instructions: IF OTHDCLNX is in range, DK, or RF then Set OTHD_LNX = EMPTY

Array:

Special Instructions: Display a \$ and comma, as needed, in the entry field.

Skip Instructions: 1-9999: IF OTHDCLNX < 5 or OTHDCLNX > 200 then goto ERR1_OTHDRCLNX
ELSEIF OTHDCLNX > DRYCLNX then goto CK_OTHDCLNX
ELSE goto SALONS

DK,RF: Goto SALONS

Instrument SAS Name: OTHDCLNX

Destination Data Set: EXPB

Sponsor Field Type: N

Report Section: 20B

ERR1_OTHDCLNX
BSECT20B.ERR1_OTHDCLNX

Check

Description: Out of Range Check

Inherited Universe:

Universe: (OTHDCLNX < 5 or OTHDCLNX > 200) AND OTHDCLNX = RESPONSE

Universe Description: Dry cleaning/laundry service expense for items other than clothes is out of range

Text: * THE VALUE ENTERED IS UNUSUALLY HIGH OR LOW

PLEASE VERIFY AND IF CORRECT, ENTER ITEM LEVEL NOTE

Check Instructions: IF suppressed then set OTHD_LNX = 'A1'

Type: Soft

Skip Instructions: Suppress: Goto SALONS

All others, go back to OTHDCLNX

Check

CK_OTHDCLNX
BSECT20B.CK_OTHDCLNX

Description: Other dry cleaning expense greater than total dry cleaning expense

Inherited Universe:

Universe: (OTHDCLNX > DRYCLNX) AND OTHDCLNX = RESPONSE AND
DRYCLNX = RESPONSE

Universe Description: Dry cleaning/laundry service expense for items other than clothes is greater than total
dry cleaning/laundry service expense

Text: ♦ [Entry cannot exceed total cost.](#)

Check Instructions:

Type: Hard

Skip Instructions: Go back to OTHDCLNX

SALONS

Field

BSECT20B.SALONS

Description: How much for hair cutting and styling

Form Pane Label: Salon Services

SAS Name: SALONS

Tag Name: SALONS

Inherited Universe:

Universe: (DRYCLEAN = No {2} or DRYCLEAN = NONRESPONSE) OR
(OTHDRCLN = No {2} or OTHDRCLN = NONRESPONSE) OR
((OTHDCLNX >= 1 and OTHDCLNX <= 9999) or
OTHDCLNX = NONRESPONSE)

Universe Description: All Interviews

Help Screen: H_SALONS

Question Text:  46 ? [F1]

Since the first of ^REF_MONTH, not including ^CUR_MONTH have
^YOU_ANYMEM had any expenses for haircutting, styling, attached hair pieces,
manicures, massages or other salon services?

Fills: REF_MONTH

Instructions: Set REF_MONTH = 3 months before the interview.
Calculated by taking the INTPER from record type 10 to come up with the base
month to start from.

Fills: CUR_MONTH

Instructions: Fill with current month.

Fills: YOU_ANYMEM

Instructions: IF NUMHOUSE = 1 then fill "you"
ELSE fill "you or any members of your household"

Type: Enumerated

Length: 1

Answer List: TYesNo

Value:	Mnemonic:	Description:
1	Yes	Yes

2	No	No
---	----	----

- Don't Know
- Refuse
- Empty

- On Input
- On Output

Array:

Skip Instructions: 1: Goto SALONX

2,DK,RF: Goto WIGS

Instrument SAS Name: SALONS

Destination Data Set: EXPB

Sponsor Field Type: C

Report Section: 20B

Date Implemented (YYYY-MM-DD): April 2004

SALONX
BSECT20B.SALONX

Field

Description: Total expense since first of [ref month], not incl [cur month]

Form Pane Label: Salon Services \$

SAS Name: SALONX

Tag Name: SALONX

Inherited Universe:

Universe: SALONS = Yes {1}

Universe Description: Yes, had expenses for salon services

Help Screen: H_SALONS

Question Text: ? [F1]

**What was the total expense for these services since the first of ^REF_MONTH,
not including ^CUR_MONTH?**

Fills: REF_MONTH

Instructions: Set REF_MONTH = 3 months before the interview.

Calculated by taking the INTPER from record type 10 to come up with the base
month to start from.

Fills: CUR_MONTH

Instructions: Fill with current month.

Type: Integer

Length: 5

Min: 0

Max: 9999

- Don't Know
- Refuse
- Empty

- On Input
- On Output

Store Instructions: IF SALONX is in range, DK, or RF then Set SALONX_ = EMPTY

Array:

Special Instructions: Display a \$ and comma, as needed, in the entry field.

Skip Instructions: 0-9999: IF SALONX < 1 or SALONX > 1499 then goto ERR1_SALONX
ELSEIF Rt10.POPGRP = 13 or 14 then goto SALNNAME
ELSE goto WIGS

DK,RF: IF Rt10.POPGRP = 13 or 14 then goto SALNNAME
ELSE goto WIGS

Instrument SAS Name: SALONX

Destination Data Set: EXPB

Sponsor Field Type: N

Report Section: 20B

Date Implemented (YYYY-MM-DD): April 2004

ERR1_SALONX
BSECT20B.ERR1_SALONX

Check

Description: Out of Range Check

Inherited Universe:

Universe: (SALONX < 1 or SALONX > 1499) AND SALONX = RESPONSE

Universe Description: Salon services expense is out of range

Text: * THE VALUE ENTERED IS UNUSUALLY HIGH OR LOW

PLEASE VERIFY AND IF CORRECT, ENTER ITEM LEVEL NOTE

Check Instructions: IF suppressed then set SALONX_ = 'A1'

Type: Soft

Skip Instructions: Suppress: IF Rt10.POPGRP = 13 or 14 then goto SALNNAME
ELSE goto WIGS

All others, go back to SALONX

Field

SALNNAME
BSECT20B.SALNNAME

Description: Where did you go to the salon

Form Pane Label: Salon Name

SAS Name: SALNNAME

Tag Name: SALNNAME

Inherited Universe:

Universe: (VAL(Rt10.POPGRP) = 13 or 14) AND SALONS = Yes {1}

Universe Description:

Question Text: What is the name of the business where ^YOU_ANYMEM paid for salon services?

✦ Enter name of establishment, not name of salon technician

Fills: YOU_ANYMEM

Instructions: IF NUMHOUSE = 1 then fill "you"
ELSE fill "you or any members of your household"

Type: String

Length: 45

Don't Know
 Refuse
 Empty

On Input
 On Output

Array:

Special Instructions: If UPPERCASE ENTRY contains ".COM" then set SALPURCH = 1 and "keep" and "show"

Skip Instructions: RESPONSE: IF uppercase entry = "GROUPON" or "GROUPON.COM"
then goto ERR_GROUPON
ELSEIF UPPERCASE ENTRY contains ".COM"
then goto WIGS
ELSE goto SALPURCH

DK,RF: Goto WIGS

Instrument SAS Name: SALNNAME

Destination Data Set: EXPB

Sponsor Field Type: C

Report Section: 20B

Date Implemented (YYYY-MM-DD): April 2017

Check

ERR_GROUPON
BSECT20B.ERR_GROUPON

Description: Groupon Check

Inherited Universe:

Universe: UPPERCASE(SALNNAME) = 'GROUPON' or 'GROUPON.COM'

Universe Description:

Text: * ENTER THE STORE OR COMPANY THAT THE GROUPON IS FOR.

DO NOT ENTER "GROUPON"

Check Instructions:

Type: Soft

Skip Instructions: Suppress: IF UPPERCASE(SALNNAME) contains '.COM'
then goto WIGS
ELSE goto SALPURCH

All others, go back to SALNNAME

SALPURCH

BSECT20B.SALPURCH

Field

Description: Purchased Online or in person

Form Pane Label: Online

SAS Name: SALPURCH

Tag Name: SALPURCH

Inherited Universe:

Universe: SALNNAME = RESPONSE AND
(UPPERCASE(SALNNAME) does not contain '.COM')

Universe Description:

Question Text: Was this paid for -

Type: Enumerated

Length: 1

Answer List: TOnline

Value:	Mnemonic:	Description:
1	Online	Online?
2	InPerson	In person?
3	MailTel	By mail or telephone order?
4	Other	Other

- Don't Know
- Refuse
- Empty

- On Input
- On Output

Array:

Special Instructions: Answer list descriptions for options 1-3 should be bold black

Skip Instructions: 1,3,4,DK,RF: Goto WIGS

2: Goto SALNLOC

Instrument SAS Name: SALPURCH

Destination Data Set: EXPB

Sponsor Field Type: C

Report Section: 20B

Date Implemented (YYYY-MM-DD): July 2018

SALNLOC

BSECT20B.SALNLOC

Field

Description: Salon location

Form Pane Label: Salon Location

SAS Name: SALNLOC

Tag Name: SALNLOC

Inherited Universe:

Universe: SALPURCH = InPerson {2}

Universe Description: Purchased in person

Question Text: In what city is ^SALNNAME_fill located?

Fills: SALNNAME_fill

Instructions: Fill entry from SALNNAME

Type: String

Length: 45

- Don't Know
- Refuse
- Empty

- On Input
- On Output

Array:

Skip Instructions: Goto SALLOCST

Instrument SAS Name: SALNLOC

Destination Data Set: EXPB

Sponsor Field Type: C

Report Section: 20B

Date Implemented (YYYY-MM-DD): April 2017

Field

SALLOCST
BSECT20B.SALLOCST

Description: Salon location - State

Form Pane Label: State

SAS Name: SALLOCST

Tag Name: SALLOCST

Inherited Universe:

Universe: SALPURCH = InPerson {2}

Universe Description: Purchased in person

Help Screen: H_DESTCODE

Question Text: ? [F1]

In what state is ^SALNNAME_fill located?

✦ [Enter the two character state abbreviation](#)

Fills: SALNNAME_fill

Instructions: Fill entry from SALNNAME

Type: String

Length: 2

Don't Know
 Refuse
 Empty

On Input
 On Output

Array:

Special Instructions: Use answer type TState - STRING[2], display width 4

Skip Instructions: IF entry is not a valid state abbreviation then
goto CK_SALLOCST

ELSE goto WIGS

Instrument SAS Name: SALLOCST

Destination Data Set: EXPB

Sponsor Field Type: C

Report Section: 20B

Date Implemented (YYYY-MM-DD): April 2017

Check

CK_SALLOCST
BSECT20B.CK_SALLOCST

Description: Not a valid state abbreviation

Inherited Universe:

Universe: (SALLOCST is not a valid state abbreviation) AND SALLOCST = RESPONSE

Universe Description: State abbreviation entered is not valid

Text: [✦ Not a valid state abbreviation](#)

Check Instructions:

Type: Hard

Skip Instructions: Go back to SALLOCST

WIGS

Field

BSECT20B.WIGS

Description: How much for removable hair pieces, wigs, toupees

Form Pane Label: Wig Costs

SAS Name: WIGS

Tag Name: WIGS

Inherited Universe:

Universe: SALON = No {2} OR SALON = NONRESPONSE OR
(SALONX >= 0 and SALONX <= 9999) OR SALONX = NONRESPONSE

Universe Description: All Interviews

Help Screen: H_WIGS

Question Text:  46 ? [F1]

Since the first of ^REF_MONTH, not including ^CUR_MONTH have
^YOU_ANYMEM had any expenses for removable hairpieces, wigs or toupees?

Fills: REF_MONTH

Instructions: Set REF_MONTH = 3 months before the interview.
Calculated by taking the INTPER from record type 10 to come up with the base
month to start from.

Fills: CUR_MONTH

Instructions: Fill with current month.

Fills: YOU_ANYMEM

Instructions: IF NUMHOUSE = 1 then fill "you"
ELSE fill "you or any members of your household"

Type: Enumerated

Length: 1

Answer List: TYesNo

Value:	Mnemonic:	Description:
1	Yes	Yes
2	No	No

Don't Know
 Refuse
 Empty

On Input
 On Output

Array:

Skip Instructions: 1: Goto WIGSX

2,DK,RF: Goto SAFEDPST

Instrument SAS Name: WIGS

Destination Data Set: EXPB

Sponsor Field Type: C

Report Section: 20B

Date Implemented (YYYY-MM-DD): April 2011

WIGSX

Field

BSECT20B.WIGSX

Description: Total expense since first of [ref month], not incl [cur month]

Form Pane Label: Wig Cost \$

SAS Name: WIGSX

Tag Name: WIGSX

Inherited Universe:

Universe: WIGS = Yes {1}

Universe Description: Yes, had expenses for removable hair pieces, wigs or toupees

Help Screen: H_WIGS

Question Text: ? [F1]

What was the total expense for these items since the first of ^REF_MONTH, not including ^CUR_MONTH?

Fills: REF_MONTH

Instructions: Set REF_MONTH = 3 months before the interview.

Calculated by taking the INTPER from record type 10 to come up with the base month to start from.

Fills: CUR_MONTH

Instructions: Fill with current month.

Type: Integer

Length: 5

Min: 0

Max: 9999

Don't Know

Refuse

Empty

On Input

On Output

Store Instructions: IF WIGSX is in range, DK, or RF then Set WIGSX_ = EMPTY

Array:

Special Instructions: Display a \$ and comma, as needed, in the entry field.

Skip Instructions: 0-9999: IF WIGSX < 6 or WIGSX > 599 then goto ERR1_WIGSX
ELSE goto SAFEDPST

DK,RF: Goto SAFEDPST

Instrument SAS Name: WIGSX

Destination Data Set: EXPB

Sponsor Field Type: N

Report Section: 20B

Date Implemented (YYYY-MM-DD): April 2011

ERR1_WIGSX
BSECT20B.ERR1_WIGSX

Check

Description: Out of Range Check

Inherited Universe:

Universe: (WIGSX < 6 or WIGSX > 599) AND WIGSX = RESPONSE

Universe Description: Wig item expense is out of range

Text: ♦ THE VALUE ENTERED IS UNUSUALLY HIGH OR LOW

PLEASE VERIFY AND IF CORRECT, ENTER ITEM LEVEL NOTE

Check Instructions: IF suppressed then set WIGSX_ = 'A1'

Type: Soft

Skip Instructions: Suppress: Goto SAFEDPST

All others, go back to WIGSX

Field

SAFEDPST
BSECT20B.SAFEDPST

Description: Expense for rental of safe deposit box?

Form Pane Label: Deposit box

SAS Name: SAFEDPST

Tag Name: SAFEDPST

Inherited Universe:

Universe: WIGS = No {2} OR WIGS = NONRESPONSE OR
(WIGSX >= 0 and WIGSX <= 9999) OR WIGSX = NONRESPONSE

Universe Description: All Interviews

Question Text: Have ^YOU_ANYMEM had any expenses for the rental of a safe deposit box located in a bank or similar financial institution?

Fills: YOU_ANYMEM

Instructions: IF NUMHOUSE = 1 then fill "you"
ELSE fill "you or any members of your household"

Type: Enumerated

Length: 1

Answer List: TYesNo

Value:	Mnemonic:	Description:
1	Yes	Yes
2	No	No

- Don't Know
- Refuse
- Empty

- On Input
- On Output

Array:

Skip Instructions: 1: Goto SAFDPSTX

2,DK,RF: Goto BANKSRVC

Instrument SAS Name: SAFEDPST

Destination Data Set: EXPB

Sponsor Field Type: C

Report Section: 20B

Field

SAFDPSTX
BSECT20B.SAFDPSTX

Description: Total rental expense for safe deposit box

Form Pane Label: Rent for box \$

SAS Name: SAFDPSTX

Tag Name: SAFDPSTX

Inherited Universe:

Universe: SAFEDPST = Yes {1}

Universe Description: Yes, had expenses for the rental of a safe deposit box

Help Screen: H_SAFDPSTX

Question Text: ? [F1]

**What was the total rental expense for the safe deposit box since the first of
^REF_MONTH, not including ^CUR_MONTH?**

Fills: REF_MONTH

Instructions: Set REF_MONTH = 3 months before the interview.

Calculated by taking the INTPER from record type 10 to come up with the base
month to start from.

Fills: CUR_MONTH

Instructions: Fill with current month.

Type: Integer

Length: 4

Min: 1

Max: 999

- Don't Know
- Refuse
- Empty

- On Input
- On Output

Store Instructions: IF SAFDPSTX is in range, DK, or RF then Set SAFD_STX = EMPTY

Array:

Special Instructions: Display a \$ and comma, as needed, in the entry field.

Skip Instructions: 1-999: IF SAFDPSTX > 399 then goto ERR1_SAFEDPSTX
ELSEIF Rt10.POPGRP = 11 or 12 then goto SAFSTORE
ELSE goto BANKSRVC

DK,RF: IF Rt10.POPGRP = 11 or 12 then goto SAFSTORE
ELSE goto BANKSRVC

Instrument SAS Name: SAFDPSTX

Destination Data Set: EXPB

Sponsor Field Type: N

Report Section: 20B

Check

ERR1_SAFEDPSTX
BSECT20B.ERR1_SAFEDPSTX

Description: Out of Range Check

Inherited Universe:

Universe: SAFDPSTX > 399 AND SAFDPSTX = RESPONSE

Universe Description: Expense for the rental of a safe deposit box is out of range

Text: * THE VALUE ENTERED IS UNUSUALLY HIGH OR LOW

PLEASE VERIFY AND IF CORRECT, ENTER ITEM LEVEL NOTE

Check Instructions: IF suppressed then set SAFD_STX = 'A1'

Type: Soft

Skip Instructions: Suppress: IF Rt10.POPGRP = 11 or 12 then goto SAFSTORE
ELSE goto BANKSRVC

All others, go back to SAFDPSTX

SAFSTORE

BSECT20B.SAFSTORE

Field

Description: Bank name

Form Pane Label: Bank

SAS Name: SAFSTORE

Tag Name: SAFSTORE

Inherited Universe:

Universe: SAFEDPST = Yes {1} AND (VAL(Rt10.POPGRP) = 11 or 12)

Universe Description:

Question Text: What is the name of the bank or institution?

✦ Enter bank or institution name

Type: String

Length: 45

- Don't Know
- Refuse
- Empty

- On Input
- On Output

Array:

Special Instructions: If UPPERCASE ENTRY contains '.COM' then set SAFPURCH = 1 and "keep" and "Show"

Skip Instructions: ENTRY: IF UPPERCASE ENTRY contains '.COM' then goto BANKSRVC
ELSE goto SAFPURCH

DK,RF: Goto BANKSRVC

Instrument SAS Name: SAFSTORE

Destination Data Set: EXPB

Sponsor Field Type: C

Report Section: 20B

Date Implemented (YYYY-MM-DD): July 2018

SAFPURCH
BSECT20B.SAFPURCH

Field

Description: Purchased Online or in person

Form Pane Label: Online

SAS Name: SAFPURCH

Tag Name: SAFPURCH

Inherited Universe:

Universe: SAFSTORE = RESPONSE AND
(UPPERCASE(SAFSTORE) does not contain '.COM')

Universe Description:

Question Text: Was this paid for -

Type: Enumerated

Length: 1

Answer List: TOnline

Value:	Mnemonic:	Description:
1	Online	Online?
2	InPerson	In person?
3	MailTel	By mail or telephone order?
4	Other	Other

- Don't Know
- Refuse
- Empty

- On Input
- On Output

Array:

Special Instructions: Answer list descriptions for options 1-3 should be bold black

Skip Instructions: 1,3,4,DK,RF: Goto BANKSRVC

2: Goto SAFDPLOC

Instrument SAS Name: SAFPURCH

Destination Data Set: EXPB

Sponsor Field Type: C

Report Section: 20B

Date Implemented (YYYY-MM-DD): July 2018

SAFDPLOC
BSECT20B.SAFDPLOC

Field

Description: Bank location - City

Form Pane Label: Location - City

SAS Name: SAFDPLOC

Tag Name: SAFDPLOC

Inherited Universe:

Universe: SAFPURCH = InPerson {2}

Universe Description: Purchased in person

Question Text: In what city is ^SAFSTORE_fill located?

Fills: SAFSTORE_fill

Instructions: Fill entry in SAFSTORE

Type: String

Length: 45

- Don't Know
- Refuse
- Empty

- On Input
- On Output

Array:

Skip Instructions: Goto SAFLOCST

Instrument SAS Name: SAFDPLOC

Destination Data Set: EXPB

Sponsor Field Type: C

Report Section: 20B

Date Implemented (YYYY-MM-DD): July 2018

Field

SAFLOCST
BSECT20B.SAFLOCST

Description: Bank location - State

Form Pane Label: State

SAS Name: SAFLOCST

Tag Name: SAFLOCST

Inherited Universe:

Universe: SAFPURCH = InPerson {2}

Universe Description: Purchased in person

Help Screen: H_DESTCODE

Question Text: ? [F1]

In what state is ^SAFSTORE_fill located?

✦ [Enter the two character state abbreviation](#)

Fills: SAFSTORE_fill

Instructions: Fill entry in SAFSTORE

Type: String

Length: 2

Don't Know
 Refuse
 Empty

On Input
 On Output

Array:

Special Instructions: Use answer type TState - STRING[2], display width 4

Skip Instructions: IF entry is not a valid state abbreviation then
goto CK_SAFLOCST

ELSE goto BANKSRVC

Instrument SAS Name: SAFLOCST

Destination Data Set: EXPB

Sponsor Field Type: C

Report Section: 20B

Date Implemented (YYYY-MM-DD): July 2018

Check

CK_SAFLOCST
BSECT20B.CK_SAFLOCST

Description: Not a valid state abbreviation

Inherited Universe:

Universe: (SAFLOCST is not a valid state abbreviation) AND SAFLOCST = RESPONSE

Universe Description: State abbreviation entered is not valid

Text: [✦ Not a valid state abbreviation](#)

Check Instructions:

Type: Hard

Skip Instructions: Go back to SAFLOCST

BANKSRVC

BSECT20B.BANKSRVC

Field

Description: Expense for banking services?

Form Pane Label: Bank fees

SAS Name: BANKSRVC

Tag Name: BANKSRVC

Inherited Universe:

Universe: SAFEDPST = No {2} OR SAFEDPST = NONRESPONSE OR
(SAFDPSTX >= 1 and SAFDPSTX <= 999) OR SAFDPSTX = NONRESPONSE

Universe Description: All Interviews

Help Screen: H_BANKSRVC

Question Text:  46 ? [F1]

Have ^YOU_ANYMEM paid any charges or fees for bank services such as ATM or overdraft fees or account service charges from a bank or similar financial institution?

Fills: YOU_ANYMEM

Instructions: IF NUMHOUSE = 1 then fill "you"
ELSE fill "you or any members of your household"

Type: Enumerated

Length: 1

Answer List: TYesNo

Value:	Mnemonic:	Description:
1	Yes	Yes
2	No	No

- Don't Know
- Refuse
- Empty

- On Input
- On Output

Array:

Skip Instructions: 1: Goto BANKMOX

2,DK,RF: Goto S20B_END

Instrument SAS Name: BANKSRVC

Destination Data Set: EXPB

Sponsor Field Type: C

Report Section: 20B

BANKMOX

BSECT20B.BANKMOX

Field

Description: Usual monthly bank fee

Form Pane Label: Monthly bank fee \$

SAS Name: BANKMOX

Tag Name: BANKMOX

Inherited Universe:

Universe: BANKSRVC = Yes {1}

Universe Description: Yes, paid charges or fees for bank services

Help Screen: H_BANKSRVC

Question Text: ? [F1]

What is the usual MONTHLY charge?

Type: Integer

Length: 5

Min: 1

Max: 9999

Don't Know

Refuse

Empty

On Input

On Output

Store Instructions: IF BANKMOX is in range, DK, or RF then Set BANKMOX_ = EMPTY

Array:

Special Instructions: Display a \$ and comma, as needed, in the entry field.

Skip Instructions: 1-9999: IF BANKMOX = 1 or BANKMOX > 300 then goto ERR1_BANKMOX
ELSEIF Rt10.POPGRP = 11 or 12 then goto BNKNAME
ELSE goto S20B_END

DK,RF: IF Rt10.POPGRP = 11 or 12 then goto BNKNAME
ELSE goto S20B_END

Instrument SAS Name: BANKMOX

Destination Data Set: EXPB

Sponsor Field Type: N

Report Section: 20B

ERR1_BANKMOX
BSECT20B.ERR1_BANKMOX

Check

Description: Out of Range Check

Inherited Universe:

Universe: (BANKMOX = 1 or BANKMOX > 300) AND BANKMOX = RESPONSE

Universe Description: Charges or fees for bank services is out of range

Text: * THE VALUE ENTERED IS UNUSUALLY HIGH OR LOW

PLEASE VERIFY AND IF CORRECT, ENTER ITEM LEVEL NOTE

Check Instructions: IF suppressed then set BANKMOX_ = 'A1'

Type: Soft

Skip Instructions: Suppress: IF Rt10.POPGRP = 11 or 12 then goto BNKNAME
ELSE goto S20B_END

All others, go back to BANKMOX

Field

BNKNAME
BSECT20B.BNKNAME

Description: Bank name

Form Pane Label: Bank

SAS Name: BNKNAME

Tag Name: BNKNAME

Inherited Universe:

Universe: BANKSRVC = Yes {1} AND (VAL(Rt10.POPGRP) = 11 or 12)

Universe Description:

Question Text: What is the name of the bank or institution?

✦ Enter bank or institution name

Type: String

Length: 45

Don't Know

Refuse

Empty

On Input

On Output

Array:

Special Instructions: If UPPERCASE ENTRY contains '.COM' then set BNKPURCH = 1 and "keep" and "Show"

Skip Instructions: ENTRY: IF UPPERCASE ENTRY contains '.COM' then goto S20B_END
ELSE goto BNKPURCH

DK,RF: Goto S20B_END

Instrument SAS Name: BNKNAME

Destination Data Set: EXPB

Sponsor Field Type: C

Report Section: 20B

Date Implemented (YYYY-MM-DD): July 2018

Field

BNKPURCH
BSECT20B.BNKPURCH

Description: Purchased Online or in person

Form Pane Label: Online

SAS Name: BNKPURCH

Tag Name: BNKPURCH

Inherited Universe:

Universe: BNKNAME = RESPONSE AND
(UPPERCASE(BNKNAME) does not contain '.COM')

Universe Description:

Question Text: Was this paid for -

Type: Enumerated

Length: 1

Answer List: TOnline

Value:	Mnemonic:	Description:
1	Online	Online?
2	InPerson	In person?
3	MailTel	By mail or telephone order?
4	Other	Other

- Don't Know
- Refuse
- Empty

- On Input
- On Output

Array:

Special Instructions: Answer list descriptions for options 1-3 should be bold black

Skip Instructions: 1,3,4,DK,RF: Goto S20B_END

2: Goto BANKLOC

Instrument SAS Name: BNKPURCH

Destination Data Set: EXPB

Sponsor Field Type: C

Report Section: 20B

Date Implemented (YYYY-MM-DD): July 2018

Field

BANKLOC
BSECT20B.BANKLOC

Description: Bank location - City

Form Pane Label: Location - City

SAS Name: BANKLOC

Tag Name: BANKLOC

Inherited Universe:

Universe: BNKPURCH = InPerson {2}

Universe Description: Purchased in person

Question Text: In what city is ^BNKNAME_fill located?

Fills: BNKNAME_fill

Instructions: Fill entry in BNKNAME

Type: String

Length: 45

Don't Know
 Refuse
 Empty

On Input
 On Output

Array:

Skip Instructions: Goto BNKLOCST

Instrument SAS Name: BANKLOC

Destination Data Set: EXPB

Sponsor Field Type: C

Report Section: 20B

Date Implemented (YYYY-MM-DD): July 2018

BNKLOCST

BSECT20B.BNKLOCST

Field

Description: Bank location - State

Form Pane Label: State

SAS Name: BNKLOCST

Tag Name: BNKLOCST

Inherited Universe:

Universe: BNKPURCH = InPerson {2}

Universe Description: Purchased in person

Help Screen: H_DESTCODE

Question Text: ? [F1]

In what state is ^BNKNAME_fill located?

✦ [Enter the two character state abbeviation](#)

Fills: BNKNAME_fill

Instructions: Fill entry in BNKNAME

Type: String

Length: 2

Don't Know
 Refuse
 Empty

On Input
 On Output

Array:

Special Instructions: Use answer type TState - STRING[2], display width 4

Skip Instructions: IF entry is not a valid state abbreviation and not 'XX' then goto CK_BNKLOCST

ELSE goto S20B_END

Instrument SAS Name: BNKLOCST

Destination Data Set: EXPB

Sponsor Field Type: C

Report Section: 20B

Date Implemented (YYYY-MM-DD): July 2018

CK_BNKLOCST
BSECT20B.CK_BNKLOCST

Check

Description: Not a valid state abbreviation

Inherited Universe:

Universe: (BNKLOCST is not a valid state abbreviation) AND BNKLOCST <> 'XX' AND
BNKLOCST = RESPONSE

Universe Description: State abbreviation entered is not valid

Text: * [Not a valid state abbreviation](#)

Check Instructions:

Type: Hard

Skip Instructions: Go back to BNKLOCST

Field

S20B_END
BSECT20B.S20B_END

Description:

Form Pane Label:

SAS Name:

Tag Name:

Inherited Universe:

Universe:

Universe Description: All Interviews

Question Text:

Type: Classification

Length: 0

- Don't Know
- Refuse
- Empty

- On Input
- On Output

Store Instructions: IF BANKSRVC = RESPONSE OR BANKSRVC = NONRESPONSE
THEN Set XPB_STAT = 1
Set XPB_ORIG = 1
Set S20B_END = 1

Array:

Skip Instructions: Exit block and goto 20C

Report Section: 20B

Date Implemented (YYYY-MM-DD): April 2023

LNDRYX_
BSECT20B.LNDRYX_

Field

Description: Range edit flag for LNDRYX

Form Pane Label:

SAS Name: LNDRYX_

Tag Name:

Inherited Universe:

Universe:

Universe Description:

Question Text:

Type: String

Length: 2

- Don't Know
- Refuse
- Empty

- On Input
- On Output

Array:

Special Instructions: NOTE: See ERR1_LNDRYX and LNDRYX for how to set this field

Valid Values: A1 = Range edit failed
(ERR1 check was suppressed)

Blank = Range edit passed

Instrument SAS Name: LNDRYX_

Destination Data Set: EXPB

Sponsor Field Type: C

Report Section: 20B

Sponsor Edits: FLAG

Field

OTHL_DRX
BSECT20B.OTHL_DRX

Description: Range edit flag for OTHLNDRX

Form Pane Label:

SAS Name: OTHL_DRX

Tag Name:

Inherited Universe:

Universe:

Universe Description:

Question Text:

Type: String

Length: 2

- Don't Know
- Refuse
- Empty

- On Input
- On Output

Array:

Special Instructions: NOTE: See ERR1_OTHLNDRX and OTHLNDRX for how to set this field

Valid Values: A1 = Range edit failed
(ERR1 check was suppressed)

Blank = Range edit passed

Instrument SAS Name: OTHL_DRX

Destination Data Set: EXPB

Sponsor Field Type: C

Report Section: 20B

Sponsor Edits: FLAG

DRYCLNX_
BSECT20B.DRYCLNX_

Field

Description: Range edit flag for DRYCLNX

Form Pane Label:

SAS Name: DRYCLNX_

Tag Name:

Inherited Universe:

Universe:

Universe Description:

Question Text:

Type: String

Length: 2

- Don't Know
- Refuse
- Empty

- On Input
- On Output

Array:

Special Instructions: NOTE: See ERR1_DRYCLNX and DRYCLNX for how to set this field

Valid Values: A1 = Range edit failed
(ERR1 check was suppressed)

Blank = Range edit passed

Instrument SAS Name: DRYCLNX_

Destination Data Set: EXPB

Sponsor Field Type: C

Report Section: 20B

Sponsor Edits: FLAG

Field

OTHD_LNX
BSECT20B.OTHD_LNX

Description: Range edit flag for OTHDCLNX

Form Pane Label:

SAS Name: OTHD_LNX

Tag Name:

Inherited Universe:

Universe:

Universe Description:

Question Text:

Type: String

Length: 2

- Don't Know
- Refuse
- Empty

- On Input
- On Output

Array:

Special Instructions: NOTE: See ERR1_OTHDCLNX and OTHDCLNX for how to set this field

Valid Values: A1 = Range edit failed
(ERR1 check was suppressed)

Blank = Range edit passed

Instrument SAS Name: OTHD_LNX

Destination Data Set: EXPB

Sponsor Field Type: C

Report Section: 20B

Sponsor Edits: FLAG

SALONX_
BSECT20B.SALONX_

Field

Description: Range edit flag for SALONX

Form Pane Label:

SAS Name: SALONX_

Tag Name:

Inherited Universe:

Universe:

Universe Description:

Question Text:

Type: String

Length: 2

- Don't Know
- Refuse
- Empty

- On Input
- On Output

Array:

Special Instructions: NOTE: See ERR1_SALONX and SALONX for how to set this field

Valid Values: A1 = Range edit failed
(ERR1 check was suppressed)

Blank = Range edit passed

Instrument SAS Name: SALONX_

Destination Data Set: EXPB

Sponsor Field Type: C

Report Section: 20B

Date Implemented (YYYY-MM-DD): April 2004

Sponsor Edits: FLAG

WIGSX_
BSECT20B.WIGSX_

Field

Description: Range edit flag for WIGSX

Form Pane Label:

SAS Name: WIGSX_

Tag Name:

Inherited Universe:

Universe:

Universe Description:

Question Text:

Type: String

Length: 2

- Don't Know
- Refuse
- Empty

- On Input
- On Output

Array:

Special Instructions: NOTE: See ERR1_WIGSX and WIGSX for how to set this field

Valid Values: A1 = Range edit failed
(ERR1 check was suppressed)

Blank = Range edit passed

Instrument SAS Name: WIGSX_

Destination Data Set: EXPB

Sponsor Field Type: C

Report Section: 20B

Date Implemented (YYYY-MM-DD): April 2011

Sponsor Edits: FLAG

SAFD_STX
BSECT20B.SAFD_STX

Field

Description: Range edit flag for SAFDPSTX

Form Pane Label:

SAS Name: SAFD_STX

Tag Name:

Inherited Universe:

Universe:

Universe Description:

Question Text:

Type: String

Length: 2

- Don't Know
- Refuse
- Empty

- On Input
- On Output

Array:

Special Instructions: NOTE: See ERR1_SAFEDPSTX and SAFEDPSTX for how to set this field

Valid Values: A1 = Range edit failed
(ERR1 check was suppressed)

Blank = Range edit passed

Instrument SAS Name: SAFD_STX

Destination Data Set: EXPB

Sponsor Field Type: C

Report Section: 20B

Sponsor Edits: FLAG

Field

BANKMOX_
BSECT20B.BANKMOX_

Description: Range edit flag for BANKMOX

Form Pane Label:

SAS Name: BANKMOX_

Tag Name:

Inherited Universe:

Universe:

Universe Description:

Question Text:

Type: String

Length: 2

- Don't Know
- Refuse
- Empty

- On Input
- On Output

Array:

Special Instructions: NOTE: See ERR1_BANKMOX and BANKMOX for how to set this field

Valid Values: A1 = Range edit failed
(ERR1 check was suppressed)

Blank = Range edit passed

Instrument SAS Name: BANKMOX_

Destination Data Set: EXPB

Sponsor Field Type: C

Report Section: 20B

Sponsor Edits: FLAG

XPB_STAT
BSECT20B.XPB_STAT

Field

Description: Record status

Form Pane Label:

SAS Name: REC_STAT

Tag Name:

Inherited Universe:

Universe:

Universe Description:

Question Text:

Type: String

Length: 1

- Don't Know
- Refuse
- Empty

- On Input
- On Output

Array:

Special Instructions: NOTE: See S20B_END for how to set this field

Valid Values: 1 = Active Record

Instrument SAS Name: XPB_STAT

Destination Data Set: EXPB

Sponsor Field Type: C

Report Section: 20B

Field

XPB_ORIG
BSECT20B.XPB_ORIG

Description: Record origin

Form Pane Label:

SAS Name: REC_ORIG

Tag Name:

Inherited Universe:

Universe:

Universe Description:

Question Text:

Type: String

Length: 1

- Don't Know
- Refuse
- Empty

- On Input
- On Output

Array:

Special Instructions: NOTE: See S20B_END for how to set this field

Valid Values: 1 = Data from current month interview

Instrument SAS Name: XPB_ORIG

Destination Data Set: EXPB

Sponsor Field Type: C

Report Section: 20B

NEWBSect20C

NEWBSect20C

Block

Description:

Tab Name:

Fly Over Name:

Universe Type: lf

Inherited Universe:

Universe:

Universe Description:

Array:

Block Instructions:

Field

IntroFlag6
NEWBSect20C.IntroFlag6

Description: Flag used to display the six month intro on PCAT

Form Pane Label:

SAS Name:

Tag Name:

Inherited Universe:

Universe:

Universe Description:

Question Text:

Type: Integer

Length: 1

Min: 0

Max: 1

- Don't Know
- Refuse
- Empty

- On Input
- On Output

Array:

Special Instructions: This flag will be set to 1 once PCAT is asked for a six month outlet so that the longer intro is only read once.

IntroFlag12

Field

NEWBSect20C.IntroFlag12

Description: Flag used to display the twelve month intro on PCAT

Form Pane Label:

SAS Name:

Tag Name:

Inherited Universe:

Universe:

Universe Description:

Question Text:

Type: Integer

Length: 1

Min: 0

Max: 1

- Don't Know
- Refuse
- Empty

- On Input
- On Output

Array:

Special Instructions: This flag will be set to 1 once PCAT is asked for a twelve month outlet so that the longer intro is only read once.

Field

IntroFlag2
NEWBSect20C.IntroFlag2

Description: Flag used to display the two year intro on PCAT

Form Pane Label:

SAS Name:

Tag Name:

Inherited Universe:

Universe:

Universe Description:

Question Text:

Type: Integer

Length: 1

Min: 0

Max: 1

- Don't Know
- Refuse
- Empty

- On Input
- On Output

Array:

Special Instructions: This flag will be set to 1 once PCAT is asked for a two year outlet so that the longer intro is only read once.

IntroFlag5

Field

NEWBSect20C.IntroFlag5

Description: Flag used to display the five year intro on PCAT

Form Pane Label:

SAS Name:

Tag Name:

Inherited Universe:

Universe:

Universe Description:

Question Text:

Type: Integer

Length: 1

Min: 0

Max: 1

- Don't Know
- Refuse
- Empty

- On Input
- On Output

Array:

Special Instructions: This flag will be set to 1 once PCAT is asked for a five year outlet so that the longer intro is only read once.

Field

POP1_AskFlags

NEWBSect20C.POP1_AskFlags

Description: Set PopGrp 1 "Ask" flags

Form Pane Label:

SAS Name:

Tag Name:

Inherited Universe:

Universe:

Universe Description:

Question Text:

Type: Classification

Length: 0

- Don't Know
- Refuse
- Empty

- On Input
- On Output

Store Instructions: Set question eligibility flags

```
IF VAL(RT10.POPGRP) = 1 and SECTCOMP[5] = 1 and  
SECTCOMP[6] = 1 and SECTCOMP[8] = 1  
and SECTCOMP[10] = 1 and SECTCOMP[16] = 1 and  
SECTCOMP[19] = 1 THEN:
```

```
IF BSEC6PT.LP6B_Flag[12] = no and  
BSection16.LP16_Flag[24] = no then set Ask_P1[1] = 1  
ENDIF
```

```
IF BSEC6PT.LP6B_Flag[35] = no and  
BSEC6PT.LP6B_Flag[36] = no and  
BSect19.LP19A_Flag[8] = no and  
BSect19.LP19A_Flag[9] = no then set Ask_P1[2] = 1  
ENDIF
```

```
IF BSEC6PT.LP6B_Flag[18] = no then set Ask_P1[3] = 1  
ENDIF
```

IF BSect5.LP5_Flag[8] = no then set Ask_P1[4] = 1
ENDIF

IF BSEC6PT.LP6B_Flag[29] = no and
BSEC6PT.LP6B_Flag[30] = no then set Ask_P1[5] = 1
ENDIF

IF BSEC6PT.LP6B_Flag[27] = no and
BSEC6PT.LP6B_Flag[28] = no and
BSEC6PT.LP6B_Flag[31] = no and
BSEC6PT.LP6B_Flag[32] = no and
BSEC6PT.LP6B_Flag[37] = no and
BSect8.LP8A_Flag[4] = no then set Ask_P1[6] = 1
ENDIF

IF BSect5.LP5_Flag[3] = no and
BSect5.LP5_Flag[4] = no and
BSect5.LP5_Flag[8] = no and
BSect5.LP5_Flag[9] = no and
BSect5.LP5_Flag[10] = no and
BSect5.LP5_Flag[11] = no and
BSect5.LP5_Flag[12] = no and
BSect5.LP5_Flag[13] = no and
BSect5.LP5_Flag[17] = no and
BSect5.LP5_Flag[19] = no then set Ask_P1[7] = 1
ENDIF

IF BSect5.LP5C_Flag[9] = no then set Ask_P1[8] = 1
ENDIF

IF BSEC6PT.LP6B_Flag[17] = no then set Ask_P1[9] = 1
ENDIF

IF BSEC6PT.LP6B_Flag[34] = no then set Ask_P1[10] = 1
ENDIF

IF BSect8.BlkSect08_Furniture.REPFURN = 2 then
set Ask_P1[11] = 1
ENDIF

IF BSEC6PT.LP6B_Flag[33] = no and
BSect10.LP10_Flag[4] = no and
BSect10.LP10_Flag[7] = no then set Ask_P1[12] = 1
ENDIF

IF BSect10.LP10_Flag[2] = no and
BSect10.LP10_Flag[4] = no and

BSect10.LP10_Flag[5] = no then set Ask_P1[13] = 1

ENDIF

ENDIF

Array:

Ask_P1

Field

NEWBSect20C.Ask_P1

Description: POP Group 1 - Ask flag

Form Pane Label:

SAS Name:

Tag Name:

Inherited Universe:

Universe:

Universe Description:

Question Text:

Type: Enumerated

Length: 1

Answer List: TYesNo

Value:	Mnemonic:	Description:
1	Yes	Yes
2	No	No

- Don't Know
- Refuse
- Empty

- On Input
- On Output

Array:

Number of Elements: 13

Special Instructions: NOTE: Array positions represent the question order.

For example, array position 1 corresponds to the first POP group 1 outlet question (row 1) - TblPOPGRP1[1].PCAT

Instrument SAS Name: Ask_P1

Destination Data Set: POP1

Report Section: 20C

Date Implemented (YYYY-MM-DD): February 2025

P1CAT

Field

NEWBSect20C.P1CAT

Description: POP Group 1 - CPI POP Category

Form Pane Label:

SAS Name:

Tag Name:

Inherited Universe:

Universe:

Universe Description:

Question Text:

Type: String

Length: 3

- Don't Know
- Refuse
- Empty

- On Input
- On Output

Store Instructions: P1CAT[1] := R22
P1CAT[2] := R21
P1CAT[3] := H29
P1CAT[4] := H27
P1CAT[5] := R16
P1CAT[6] := R15
P1CAT[7] := H40
P1CAT[8] := H38
P1CAT[9] := H28
P1CAT[10] := R14
P1CAT[11] := H39
P1CAT[12] := R12
P1CAT[13] := R13

Array:

Number of Elements: 13

Special Instructions: NOTE: These should be in the order they are to be asked.

Destination Data Set: POP1

Report Section: 20C

Date Implemented (YYYY-MM-DD): February 2025

P1Time

Field

NEWBSect20C.P1Time

Description: POP Group 1 - Time Reference

Form Pane Label:

SAS Name:

Tag Name:

Inherited Universe:

Universe:

Universe Description:

Question Text:

Type: Integer

Length: 2

Min: 1

Max: 12

- Don't Know
- Refuse
- Empty

- On Input
- On Output

Store Instructions: P1Time[1] := 6
P1Time[2] := 6
P1Time[3] := 6
P1Time[4] := 6
P1Time[5] := 6
P1Time[6] := 6
P1Time[7] := 2
P1Time[8] := 2
P1Time[9] := 2
P1Time[10] := 2
P1Time[11] := 5
P1Time[12] := 5
P1Time[13] := 5

Array:

Number of Elements: 13

Special Instructions: NOTE: 6 = six months
12 = twelve months
2 = two years
5 = five years

Destination Data Set: POP1

Report Section: 20C

Date Implemented (YYYY-MM-DD): February 2025

P1SoftLowerLimit

Field

NEWBSect20C.P1SoftLowerLimit

Description: Lower ranges for ERR1_OTLTCOST

Form Pane Label:

SAS Name:

Tag Name:

Inherited Universe:

Universe:

Universe Description:

Question Text:

Type: Integer

Length: 8

Min: 0

Max: 99999999

- Don't Know
- Refuse
- Empty

- On Input
- On Output

Store Instructions: P1SoftLowerLimit[1] := 1
P1SoftLowerLimit[2] := 1
P1SoftLowerLimit[3] := 19
P1SoftLowerLimit[4] := 1
P1SoftLowerLimit[5] := 5
P1SoftLowerLimit[6] := 5
P1SoftLowerLimit[7] := 1
P1SoftLowerLimit[8] := 5
P1SoftLowerLimit[9] := 11
P1SoftLowerLimit[10] := 5
P1SoftLowerLimit[11] := 5
P1SoftLowerLimit[12] := 40
P1SoftLowerLimit[13] := 200

Array:

Number of Elements: 10

Report Section: 20C

Date Implemented (YYYY-MM-DD): February 2025

P1SoftUpperLimit

Field

NEWBSect20C.P1SoftUpperLimit

Description: Upper ranges for ERR1_OTLTCOST

Form Pane Label:

SAS Name:

Tag Name:

Inherited Universe:

Universe:

Universe Description:

Question Text:

Type: Integer

Length: 8

Min: 0

Max: 99999999

- Don't Know
- Refuse
- Empty

- On Input
- On Output

Store Instructions: P1SoftUpperLimit[1] := 999
P1SoftUpperLimit[2] := 1799
P1SoftUpperLimit[3] := 599
P1SoftUpperLimit[4] := 14999
P1SoftUpperLimit[5] := 5999
P1SoftUpperLimit[6] := 3500
P1SoftUpperLimit[7] := 99999
P1SoftUpperLimit[8] := 324
P1SoftUpperLimit[9] := 1999
P1SoftUpperLimit[10] := 5999
P1SoftUpperLimit[11] := 1900
P1SoftUpperLimit[12] := 99999
P1SoftUpperLimit[13] := 127500

Array:

Number of Elements: 13

Report Section: 20C

Date Implemented (YYYY-MM-DD): February 2025

PGRP1_INTRO

Field

NEWBSect20C.PGRP1_INTRO

Description: Introduction

Form Pane Label: Intro

SAS Name:

Tag Name: PGRP1_INTRO

Inherited Universe:

Universe: P1[1] = yes OR P1[2] = yes OR P1[3] = yes OR P1[4] = yes OR
P1[5] = yes OR P1[6] = yes OR P1[7] = yes OR P1[8] = yes OR
P1[9] = yes OR P1[10] = yes OR P1[11] = yes OR P1[12] = yes OR
P1[13] = yes

Universe Description:

Question Text: The next few questions are about expenses made by ^YOU_ANYONE during the last five years, that is, as far back as ^FiveYears. We have used the responses that you've already given us to shorten this part of the interview, so I'll only be asking you about expenses that you told me that you did not have in the last three months.

Fills: FiveYears

Instructions: Set FiveYears = Current Year minus 5 years

Fills: YOU_ANYONE

Instructions: IF NUMHOUSE = 1 then fill "you"
ELSE fill "you or anyone in your household"

Type: Enumerated

Length: 1

Answer List: TContinue

Value:	Mnemonic:	Description:
1	Continue	Enter 1 to Continue

- Don't Know
- Refuse
- Empty

On Input

On Output

Array:

Skip Instructions: Goto tblPOPGRP1

Destination Data Set: POP1

Sponsor Field Type: N

Report Section: 20C

Date Implemented (YYYY-MM-DD): April 2019

tbIPOPGRP1

Block

NEWBSect20C.tbIPOPGRP1

Description: Extended Recall Questions for Pop Group 1

Tab Name:

Fly Over Name:

Universe Type: If

Inherited Universe:

Universe: PGRP1_INTRO = Continue

Universe Description:

Array:

Block Instructions: Allow 13 rows

Field

PRow
NEWBSect20C.tbIPOPGRP1.PRow

Description: Row Number - DO NOT DISPLAY

Form Pane Label:

SAS Name:

Tag Name:

Inherited Universe:

Universe:

Universe Description:

Question Text:

Type: Integer

Length: 2

Min: 1

Max: 13

- Don't Know
- Refuse
- Empty

- On Input
- On Output

Store Instructions: Set PRow = row number starting with 1

Array:

Report Section: 20C

Date Implemented (YYYY-MM-DD): February 2025

PCATDesc

Field

NEWBSect20C.tbIPOPGRP1.PCATDesc

Description: Item Description - SHOW field

Form Pane Label: Description

SAS Name:

Tag Name:

Inherited Universe:

Universe:

Universe Description:

Question Text: SHOW ONLY

Type: String

Length: 30

- Don't Know
- Refuse
- Empty

- On Input
- On Output

Store Instructions: Set Description as follows:

- For Row 1 set Description = 'Video Games'
- For Row 2 set Description = 'Toys or Games'
- For Row 3 set Description = 'Nonpower Tools'
- For Row 4 set Description = 'Paint or Wallpaper'
- For Row 5 set Description = 'Hunt/Fish/Camp Equipment'
- For Row 6 set Description = 'Sports Equipment'
- For Row 7 set Description = 'Inside Home Maintenance'
- For Row 8 set Description = 'Service Contracts'
- For Row 9 set Description = 'Power Tools'
- For Row 10 set Description = 'Bicycles'
- For Row 11 set Description = 'Furniture Repair'
- For Row 12 set Description = 'Motors/Sport Vehicles'
- For Row 13 set Description = 'Boats/Campers'

Array:

Report Section: 20C

Date Implemented (YYYY-MM-DD): February 2025

PCAT

Field

NEWBSect20C.tbIPOPGRP1.PCAT

Description: Outlet Screener Question

Form Pane Label: Item

SAS Name: PCAT

Tag Name: PCAT

Inherited Universe:

Universe: (Ask_P1[1] = yes AND PRow = 1) OR (Ask_P1[2] = yes AND PRow = 2) OR
(Ask_P1[3] = yes AND PRow = 3) OR (Ask_P1[4] = yes AND PRow = 4) OR
(Ask_P1[5] = yes AND PRow = 5) OR (Ask_P1[6] = yes AND PRow = 6) OR
(Ask_P1[7] = yes AND PRow = 7) OR (Ask_P1[8] = yes AND PRow = 8) OR
(Ask_P1[9] = yes AND PRow = 9) OR (Ask_P1[10] = yes AND PRow = 10) OR
(Ask_P1[11] = yes AND PRow = 11) OR (Ask_P1[12] = yes AND PRow = 12) OR
(Ask_P1[13] = yes AND PRow = 13)

Universe Description:

Question Text: ^P1CATIntro_Fill have ^YOU_ANYONE ^P1FillText

Fills: P1CATIntro_Fill

Instructions: IF P1Time[Prow] = 6 and IntroFlag6 = EMPTY then
fill "Now, please think about the last six months, since the first of
^SixMonthsAgo"
ELSEIF P1Time[Prow] = 6 fill "In the last SIX MONTHS,"

IF P1Time[Prow] = 12 and IntroFlag12 = EMPTY then
fill "Now, please think about the last twelve months, since the first of
^TwelveMonthsAgo"
ELSEIF P1Time[Prow] = 12 fill "In the last TWELVE MONTHS,"

IF P1Time[Prow] = 2 and IntroFlag2 = EMPTY then
fill "Now, please think about the last two years, since the first of
^TwoYearsAgo"
ELSEIF P1Time[Prow] = 2 fill "In the last TWO YEARS,"

IF P1Time[Prow] = 5 and IntroFlag5 = EMPTY then
fill "Now, please think about the last five years, since the first of
^FiveYearsAgo"
ELSEIF P1Time[Prow] = 5 fill "In the last FIVE YEARS,"

Fills: SixMonthsAgo

Instructions: IF CUR_MONTHNUM = 01 then fill "July YEAR minus 1 year"
ELSEIF CUR_MONTHNUM = 02 then fill "August YEAR minus 1 year"
ELSEIF CUR_MONTHNUM = 03 then fill "September YEAR minus 1 year"
ELSEIF CUR_MONTHNUM = 04 then fill "October YEAR minus 1 year"
ELSEIF CUR_MONTHNUM = 05 then fill "November YEAR minus 1 year"
ELSEIF CUR_MONTHNUM = 06 then fill "December YEAR minus 1 year"
ELSEIF CUR_MONTHNUM = 07 then fill "January YEAR"
ELSEIF CUR_MONTHNUM = 08 then fill "February YEAR"
ELSEIF CUR_MONTHNUM = 09 then fill "March YEAR"
ELSEIF CUR_MONTHNUM = 10 then fill "April YEAR"
ELSEIF CUR_MONTHNUM = 11 then fill "May YEAR"
ELSEIF CUR_MONTHNUM = 12 then fill "June YEAR"

Fills: TwelveMonthsAgo

Instructions: IF CUR_MONTHNUM = 01 then fill "December YEAR minus 2 years"
ELSEIF CUR_MONTHNUM = 02 then fill "January YEAR minus 1 year"
ELSEIF CUR_MONTHNUM = 03 then fill "February YEAR minus 1 year"
ELSEIF CUR_MONTHNUM = 04 then fill "March YEAR minus 1 year"
ELSEIF CUR_MONTHNUM = 05 then fill "April YEAR minus 1 year"
ELSEIF CUR_MONTHNUM = 06 then fill "May YEAR minus 1 year"
ELSEIF CUR_MONTHNUM = 07 then fill "June YEAR minus 1 year"
ELSEIF CUR_MONTHNUM = 08 then fill "July YEAR minus 1 year"
ELSEIF CUR_MONTHNUM = 09 then fill "August YEAR minus 1 year"
ELSEIF CUR_MONTHNUM = 10 then fill "September YEAR minus 1 year"
ELSEIF CUR_MONTHNUM = 11 then fill "October YEAR minus 1 year"
ELSEIF CUR_MONTHNUM = 12 then fill "November YEAR minus 1 year"

Fills: TwoYearsAgo

Instructions: IF CUR_MONTHNUM = 01 then fill "December YEAR minus 3 years"
ELSEIF CUR_MONTHNUM = 02 then fill "January YEAR minus 2 years"
ELSEIF CUR_MONTHNUM = 03 then fill "February YEAR minus 2 years"
ELSEIF CUR_MONTHNUM = 04 then fill "March YEAR minus 2 years"
ELSEIF CUR_MONTHNUM = 05 then fill "April YEAR minus 2 years"
ELSEIF CUR_MONTHNUM = 06 then fill "May YEAR minus 2 years"
ELSEIF CUR_MONTHNUM = 07 then fill "June YEAR minus 2 years"
ELSEIF CUR_MONTHNUM = 08 then fill "July YEAR minus 2 years"
ELSEIF CUR_MONTHNUM = 09 then fill "August YEAR minus 2 years"
ELSEIF CUR_MONTHNUM = 10 then fill "September YEAR minus 2 years"
ELSEIF CUR_MONTHNUM = 11 then fill "October YEAR minus 2 years"
ELSEIF CUR_MONTHNUM = 12 then fill "November YEAR minus 2 years"

Fills: FiveYearsAgo

Instructions: IF CUR_MONTHNUM = 01 then fill "December YEAR minus 6 years"
ELSEIF CUR_MONTHNUM = 02 then fill "January YEAR minus 5 years"
ELSEIF CUR_MONTHNUM = 03 then fill "February YEAR minus 5 years"
ELSEIF CUR_MONTHNUM = 04 then fill "March YEAR minus 5 years"

ELSEIF CUR_MONTHNUM = 05 then fill "April YEAR minus 5 years"
ELSEIF CUR_MONTHNUM = 06 then fill "May YEAR minus 5 years"
ELSEIF CUR_MONTHNUM = 07 then fill "June YEAR minus 5 years"
ELSEIF CUR_MONTHNUM = 08 then fill "July YEAR minus 5 years"
ELSEIF CUR_MONTHNUM = 09 then fill "August YEAR minus 5 years"
ELSEIF CUR_MONTHNUM = 10 then fill "September YEAR minus 5 years"
ELSEIF CUR_MONTHNUM = 11 then fill "October YEAR minus 5 years"
ELSEIF CUR_MONTHNUM = 12 then fill "November YEAR minus 5 years"

Fills: YOU_ANYONE

Instructions: **IF NUMHOUSE = 1 then fill "you"**
ELSE fill "you or anyone in your household"

Fills: P1FillText

Instructions: **P1FillText [1] := 'purchased any video game hardware, games, or accessories?'**

P1FillText [2] := 'purchased any toys, games, hobby supplies, or playground equipment, excluding video games?'

P1FillText [3] := 'purchased any nonpowered tools or miscellaneous hardware?'

P1FillText [4] := 'purchased any materials or supplies for any paint or wallpaper jobs?'

P1FillText [5] := 'purchased any hunting, fishing, or camping equipment?'

P1FillText [6] := 'purchased any sport, recreation, or health and exercise equipment?'

P1FillText [7] := 'had any expenses for inside home maintenance and repair, excluding exterior work?'

P1FillText [8] := 'had any expenses for service contracts, maintenance, or repairs for major appliances? Do not include expenses for repairs you did yourself.'

P1FillText [9] := 'purchased any power tools?'

P1FillText [10] := 'purchased any bicycles or bicycle equipment?'

P1FillText [11] := 'had any expenses for repairing, refinishing, or reupholstering furniture? Do not include expenses for repairs you did yourself.'

P1FillText [12] := 'purchased any outboard motors or powered sports vehicles?'

P1FillText [13] := 'purchased any unpowered boats, trailers, or towable campers?'

Type: Enumerated
Length: 1

Answer List: TYesNo

Value:	Mnemonic:	Description:
1	Yes	Yes
2	No	No

- Don't Know
- Refuse
- Empty

- On Input
- On Output

Store Instructions: Set IntroFlag:

If PCAT = RESPONSE or PCAT = NONRESPONSE THEN:

If P1TIME[PRow] = 6 then set IntroFlag6 = 1

If P1TIME[PRow] = 12 then set IntroFlag12 = 1

If P1TIME[PRow] = 2 then set IntroFlag2 = 1

If P1TIME[PRow] = 5 then set IntroFlag5 = 1

Array:

Skip Instructions: 1: Goto POPSCAT

2,DK,RF: Goto the next appropriate row

Destination Data Set: POP1

Sponsor Field Type: C

Report Section: 20C

Date Implemented (YYYY-MM-DD): February 2025

POPSCAT

Field

NEWBSect20C.tbIPOPGRP1.POPSCAT

Description: CPI Pop Category

Form Pane Label:

SAS Name:

Tag Name:

Inherited Universe:

Universe: PCAT = Yes {1}

Universe Description:

Question Text:

Type: String

Length: 3

Don't Know

Refuse

Empty

On Input

On Output

Store Instructions: If PCAT = Yes {1} then set POPSCAT = P1CAT[PRow]

Array:

Skip Instructions: If PRrow = 7, GOTO OTLTCON
ELSE Goto OTLTCOST

Destination Data Set: POP1

Sponsor Field Type: C

Report Section: 20C

Date Implemented (YYYY-MM-DD): February 2025

Field

OTLTCON
NEWBSect20C.tbIPOPGRP1.OTLTCON

Description: do yourself or paid someone else

Form Pane Label: Do Yourself

SAS Name:

Tag Name:

Inherited Universe:

Universe: PRrow = 7 and PCAT = Yes {1}

Universe Description: 7th item

Question Text: Did you do this job yourself or did you pay someone else to do all or part of the work?

Type: Classification

Length: 1

Don't Know

Refuse

Empty

On Input

On Output

Array:

Skip Instructions: 1, DK, RF: GOTO the next appropriate row
2,3: GOTO OTLCOST

Instrument SAS Name: OTLTCON

Destination Data Set: POP1

OTLTCOST

Field

NEWBSect20C.tbIPOPGRP1.OTLTCOST

Description: Purchase price

Form Pane Label: Cost

SAS Name: OTLTCOST

Tag Name: OTLTCOST

Inherited Universe:

Universe: PCAT = Yes {1}

Universe Description:

Question Text: In the last ^P1Fill1_Cost, how much ^P1Fill2_Cost ^P1FillTextC?

Fills: P1Fill1_Cost

Instructions: IF P1Time[PRow] = 6 then fill 'SIX MONTHS'
ELSEIF P1Time[PRow] = 12 then fill '12 MONTHS'
ELSEIF P1Time[PRow] = 2 then fill 'TWO YEARS'
ELSEIF P1Time[PRow] = 5 then fill 'FIVE YEARS'

Fills: P1Fill2_Cost

Instructions: IF PRow = 7, 8 or 11 then fill 'was ^YR_YRCUS last expense for'
Else fill 'did ^YOU_YRCU spend on your last purchase of'

Fills: YR_YRCUS

Instructions: IF NUMHOUSE = 1 then fill "your"
ELSE fill "your household's"

Fills: YOU_YRCU

Instructions: IF NUMHOUSE = 1 then fill "you"
ELSE fill "your household"

Fills: P1FillTextC

Instructions: P1FillTextC[1] := 'video game hardware, games, or accessories'

P1FillTextC[2] := 'toys, games, hobby supplies, or playground equipment,
excluding video games'

P1FillTextC[3] := 'nonpowered tools or miscellaneous hardware'

P1FillTextC[4] := 'materials or supplies for any paint or wallpaper jobs'

P1FillTextC[5] := 'hunting, fishing, or camping equipment'

P1FillTextC[6] := 'sport, recreation, or health and exercise equipment'

P1FillTextC[7] := 'inside home maintenance and repair, excluding exterior work'

P1FillTextC[8] := 'service contracts, maintenance, or repairs for major appliances'

P1FillTextC[9] := 'power tools'

P1FillTextC[10] := 'bicycles or bicycle equipment'

P1FillTextC[11] := 'repairing, refinishing, or reupholstering furniture'

P1FillTextC[12] := 'outboard motors or powered sports vehicles'

P1FillTextC[13] := 'unpowered boats, trailers, or towable campers'

Type: Integer
Length: 7

Min: 1
Max: 999999

Don't Know
 Refuse
 Empty

On Input
 On Output

Array:

Special Instructions: Display a \$ and comma in the entry field

Skip Instructions: IF OTLTCOST < P1SoftLowerLimit[PRow] or
OTLTCOST > P1SoftUpperLimit[PRow]
then goto ERR1_OTLTCOST

ELSE goto OTLTSTOR

Destination Data Set: POP1

Sponsor Field Type: N

Report Section: 20C

Date Implemented (YYYY-MM-DD): February 2025

Check

ERR1_OTLTCOST
NEWBSect20C.tbIPOPGRP1.ERR1_OTLTCOST

Description: Out of Range Check

Inherited Universe:

Universe: (OTLTCOST < P1SoftLowerLimit[PRow] or OTLTCOST > P1SoftUpperLimit[PRow])
AND OTLTCOST = RESPONSE

Universe Description:

Text: * THE VALUE ENTERED IS UNUSUALLY HIGH OR LOW

PLEASE VERIFY AND, IF CORRECT, ENTER ITEM LEVEL NOTE

Check Instructions: If error is suppressed, then set OTLT_OST = 'A1'

Type: Soft

Skip Instructions: Suppress: Goto OTLTSTOR

All others, go back to OTLTCOST

OTLTSTOR

Field

NEWBSect20C.tbIPOPGRP1.OTLTSTOR

Description: Where Purchased

Form Pane Label: Business

SAS Name: OTLTSTOR

Tag Name: OTLTSTOR

Inherited Universe:

Universe: PCAT = Yes {1}

Universe Description:

Question Text: What is the name of the business where ^P1Fill_STOR?

✦ Enter store, website, or company name

Fills: P1Fill_STOR

Instructions: IF PRow = 7, 8 or 11 then fill '^YOU_YRCU had this expense'
Else fill 'this was last purchased'

Fills: YOU_YRCU

Instructions: IF NUMHOUSE = 1 then fill "you"
ELSE fill "your household"

Type: String

Length: 45

Don't Know
 Refuse
 Empty

On Input
 On Output

Array:

Special Instructions: IF uppercase entry contains '.COM' then set OTLTTYPE = 1 and "keep" and "Show"

Skip Instructions: IF uppercase entry does not contain '.COM' and is not a DK or RF then goto OTLTTYPE

ELSE goto the next appropriate row

Destination Data Set: POP1

Sponsor Field Type: C

Report Section: 20C

Date Implemented (YYYY-MM-DD): February 2025

OTLTTYPE

Field

NEWBSect20C.tbIPOPGRP1.OTLTTYPE

Description: Purchased Online or in person

Form Pane Label: Online

SAS Name: OTLTTYPE

Tag Name: OTLTTYPE

Inherited Universe:

Universe: (OTLTSTOR = RESPONSE) AND UPPERCASE(OTLTSTOR) does not contain '.COM'

Universe Description: Business name is not DK, RF or .COM

Question Text: Was this paid for -

Type: Enumerated

Length: 1

Answer List: TOnline

Value:	Mnemonic:	Description:
1	Online	Online?
2	InPerson	In person?
3	MailTel	By mail or telephone order?
4	Other	Other

- Don't Know
- Refuse
- Empty

- On Input
- On Output

Array:

Special Instructions: Answer list descriptions for options 1-3 should be bold black

Skip Instructions: 1,3,4,DK,RF: Goto the next appropriate row

2: Goto OTLTCITY

Destination Data Set: POP1

Sponsor Field Type: C

Report Section: 20C

Date Implemented (YYYY-MM-DD): February 2025

OTLTCITY

Field

NEWBSect20C.tbIPOPGRP1.OTLTCITY

Description: Purchase location - City

Form Pane Label: Location - City

SAS Name: OTLTCITY

Tag Name: OTLTCITY

Inherited Universe:

Universe: OTLTTYPE = InPerson {2}

Universe Description: Purchased in person

Question Text: In what city is ^OTLTSTOR_Fill located?

Fills: OTLTSTOR_Fill

Instructions: Fill entry in OTLTSTOR

Type: String

Length: 45

- Don't Know
- Refuse
- Empty

- On Input
- On Output

Array:

Skip Instructions: Goto OTLTSTE

Destination Data Set: POP1

Sponsor Field Type: C

Report Section: 20C

Date Implemented (YYYY-MM-DD): February 2025

Field

OTLTSTE
NEWBSect20C.tbIPOPGRP1.OTLTSTE

Description: Purchase location - State

Form Pane Label: State

SAS Name: OTLTSTE

Tag Name: OTLTSTE

Inherited Universe:

Universe: OTLTTYPE = InPerson {2}

Universe Description: Purchased in person

Help Screen: H_DESTCODE

Question Text: ? [F1]

In what state is ^OTLTSTOR_Fill located?

✦ [Enter the two character state abbreviation](#)

Fills: OTLTSTOR_Fill

Instructions: Fill entry in OTLTSTOR

Type: String

Length: 2

Don't Know
 Refuse
 Empty

On Input
 On Output

Array:

Special Instructions: Use answer type TState - STRING[2], display width 4

Skip Instructions: IF entry is not a valid state abbreviation then goto CK_OTLTSTE

ELSE goto the next appropriate row

Destination Data Set: POP1

Sponsor Field Type: C

Report Section: 20C

Date Implemented (YYYY-MM-DD): February 2025

Check

CK_OTLTSTE
NEWBSect20C.tblPOPGRP1.CK_OTLTSTE

Description: Not a valid state abbreviation

Inherited Universe:

Universe: (OTLTSTE is not a valid state abbreviation) AND OTLTSTE = RESPONSE

Universe Description: State abbreviation entered is not valid

Text: * [Not a valid state abbreviation](#)

Check Instructions:

Type: Hard

Skip Instructions: Go back to OTLTSTE

OTLT_OST

Field

NEWBSect20C.tbIPOPGRP1.OTLT_OST

Description: Range edit flag

Form Pane Label:

SAS Name: OTLT_OST

Tag Name:

Inherited Universe:

Universe:

Universe Description:

Question Text:

Type: String

Length: 2

Don't Know

Refuse

Empty

On Input

On Output

Array:

Special Instructions: NOTE: See ERR1_OTLTCOST for how to set this field

Valid Values: A1 = Range edit failed (ERR1 check was suppressed)

Blank = Range edit passed

Destination Data Set: POP1

Sponsor Field Type: C

Report Section: 20C

Date Implemented (YYYY-MM-DD): February 2025

Sponsor Edits: FLAG

Field

END_POPGRP1
NEWBSect20C.END_POPGRP1

Description: End of Section 20C - Pop Group 1

Form Pane Label:

SAS Name:

Tag Name:

Inherited Universe:

Universe:

Universe Description:

Question Text:

Type: Classification

Length: 0

Don't Know

Refuse

Empty

On Input

On Output

Store Instructions: Set 20C Complete Flag

```
IF Ask_P1[1] = no and Ask_P1[2] = no and Ask_P1[3] = no  
and Ask_P1[4] = no and Ask_P1[5] = no and  
Ask_P1[6] = no and Ask_P1[7] = no and Ask_P1[8] = no  
and Ask_P1[9] = no and Ask_P1[10] = no and Ask_P1[11] = no  
and Ask_P1[12] = no and Ask_P1[13] = no  
THEN set S20C_Complete = 1
```

```
ELSEIF Ask_P1[13] = yes THEN:
```

```
IF tblPOPGRP1[13].PCAT = No {2} or  
tblPOPGRP1[13].PCAT = NONRESPONSE or  
tblPOPGRP1[13].OTLTSTOR contains .COM or  
tblPOPGRP1[13].OTLTSTOR = NONRESPONSE or  
tblPOPGRP1[13].OTLTTYPE = OnLine {1} or  
tblPOPGRP1[13].OTLTTYPE = MailTel {3} or  
tblPOPGRP1[13].OTLTTYPE = Other {4} or  
tblPOPGRP1[13].OTLTTYPE = NONRESPONSE or  
tblPOPGRP1[13].OTLTSTE = RESPONSE or
```

```
        tbIPOPGRP1[13].OTLTSTE = NONRESPONSE then
            set S20C_Complete = 1
        ELSE set S20C_Complete = 2
        END

ELSEIF Ask_P1[12] = yes THEN:
    IF tbIPOPGRP1[12].PCAT = No {2} or
        tbIPOPGRP1[12].PCAT = NONRESPONSE or
        tbIPOPGRP1[12].OTLTSTOR contains .COM or
        tbIPOPGRP1[12].OTLTSTOR = NONRESPONSE or
        tbIPOPGRP1[12].OTLTTYPE = OnLine {1} or
        tbIPOPGRP1[12].OTLTTYPE = MailTel {3} or
        tbIPOPGRP1[12].OTLTTYPE = Other {4} or
        tbIPOPGRP1[12].OTLTTYPE = NONRESPONSE or
        tbIPOPGRP1[12].OTLTSTE = RESPONSE or
        tbIPOPGRP1[12].OTLTSTE = NONRESPONSE then
            set S20C_Complete = 1
        ELSE set S20C_Complete = 2
        END

ELSEIF Ask_P1[11] = yes THEN:
    IF tbIPOPGRP1[11].PCAT = No {2} or
        tbIPOPGRP1[11].PCAT = NONRESPONSE or
        tbIPOPGRP1[11].OTLTSTOR contains .COM or
        tbIPOPGRP1[11].OTLTSTOR = NONRESPONSE or
        tbIPOPGRP1[11].OTLTTYPE = OnLine {1} or
        tbIPOPGRP1[11].OTLTTYPE = MailTel {3} or
        tbIPOPGRP1[11].OTLTTYPE = Other {4} or
        tbIPOPGRP1[11].OTLTTYPE = NONRESPONSE or
        tbIPOPGRP1[11].OTLTSTE = RESPONSE or
        tbIPOPGRP1[11].OTLTSTE = NONRESPONSE then
            set S20C_Complete = 1
        ELSE set S20C_Complete = 2
        END

ELSEIF Ask_P1[10] = yes THEN:
    IF tbIPOPGRP1[10].PCAT = No {2} or
        tbIPOPGRP1[10].PCAT = NONRESPONSE or
        tbIPOPGRP1[10].OTLTSTOR contains .COM or
        tbIPOPGRP1[10].OTLTSTOR = NONRESPONSE or
        tbIPOPGRP1[10].OTLTTYPE = OnLine {1} or
        tbIPOPGRP1[10].OTLTTYPE = MailTel {3} or
        tbIPOPGRP1[10].OTLTTYPE = Other {4} or
        tbIPOPGRP1[10].OTLTTYPE = NONRESPONSE or
        tbIPOPGRP1[10].OTLTSTE = RESPONSE or
        tbIPOPGRP1[10].OTLTSTE = NONRESPONSE then
            set S20C_Complete = 1
```

```
ELSE set S20C_Complete = 2
END

ELSEIF Ask_P1[9] = yes THEN:
  IF tbIPOPGRP1[9].PCAT = No {2} or
    tbIPOPGRP1[9].PCAT = NONRESPONSE or
    tbIPOPGRP1[9].OTLTSTOR contains .COM or
    tbIPOPGRP1[9].OTLTSTOR = NONRESPONSE or
    tbIPOPGRP1[9].OTLTTYPE = OnLine {1} or
    tbIPOPGRP1[9].OTLTTYPE = MailTel {3} or
    tbIPOPGRP1[9].OTLTTYPE = Other {4} or
    tbIPOPGRP1[9].OTLTTYPE = NONRESPONSE or
    tbIPOPGRP1[9].OTLTSTE = RESPONSE or
    tbIPOPGRP1[9].OTLTSTE = NONRESPONSE then
    set S20C_Complete = 1
  ELSE set S20C_Complete = 2
  END

ELSEIF Ask_P1[8] = yes THEN:
  IF tbIPOPGRP1[8].PCAT = No {2} or
    tbIPOPGRP1[8].PCAT = NONRESPONSE or
    tbIPOPGRP1[8].OTLTSTOR contains .COM or
    tbIPOPGRP1[8].OTLTSTOR = NONRESPONSE or
    tbIPOPGRP1[8].OTLTTYPE = OnLine {1} or
    tbIPOPGRP1[8].OTLTTYPE = MailTel {3} or
    tbIPOPGRP1[8].OTLTTYPE = Other {4} or
    tbIPOPGRP1[8].OTLTTYPE = NONRESPONSE or
    tbIPOPGRP1[8].OTLTSTE = RESPONSE or
    tbIPOPGRP1[8].OTLTSTE = NONRESPONSE then
    set S20C_Complete = 1
  ELSE set S20C_Complete = 2
  END

ELSEIF Ask_P1[7] = yes THEN:
  IF tbIPOPGRP1[7].PCAT = No {2} or
    tbIPOPGRP1[7].PCAT = NONRESPONSE or
    tbIPOPGRP1[7].OTLTSTOR contains .COM or
    tbIPOPGRP1[7].OTLTSTOR = NONRESPONSE or
    tbIPOPGRP1[7].OTLTTYPE = OnLine {1} or
    tbIPOPGRP1[7].OTLTTYPE = MailTel {3} or
    tbIPOPGRP1[7].OTLTTYPE = Other {4} or
    tbIPOPGRP1[7].OTLTTYPE = NONRESPONSE or
    tbIPOPGRP1[7].OTLTSTE = RESPONSE or
    tbIPOPGRP1[7].OTLTSTE = NONRESPONSE then
    set S20C_Complete = 1
  ELSE set S20C_Complete = 2
  END
```

```
ELSEIF Ask_P1[6] = yes THEN:  
  IF tblIPOPGRP1[6].PCAT = No {2} or  
    tblIPOPGRP1[6].PCAT = NONRESPONSE or  
    tblIPOPGRP1[6].OTLTSTOR contains .COM or  
    tblIPOPGRP1[6].OTLTSTOR = NONRESPONSE or  
    tblIPOPGRP1[6].OTLTTYPE = OnLine {1} or  
    tblIPOPGRP1[6].OTLTTYPE = MailTel {3} or  
    tblIPOPGRP1[6].OTLTTYPE = Other {4} or  
    tblIPOPGRP1[6].OTLTTYPE = NONRESPONSE or  
    tblIPOPGRP1[6].OTLTSTE = RESPONSE or  
    tblIPOPGRP1[6].OTLTSTE = NONRESPONSE then  
    set S20C_Complete = 1  
  ELSE set S20C_Complete = 2  
END
```

```
ELSEIF Ask_P1[5] = yes THEN:  
  IF tblIPOPGRP1[5].PCAT = No {2} or  
    tblIPOPGRP1[5].PCAT = NONRESPONSE or  
    tblIPOPGRP1[5].OTLTSTOR contains .COM or  
    tblIPOPGRP1[5].OTLTSTOR = NONRESPONSE or  
    tblIPOPGRP1[5].OTLTTYPE = OnLine {1} or  
    tblIPOPGRP1[5].OTLTTYPE = MailTel {3} or  
    tblIPOPGRP1[5].OTLTTYPE = Other {4} or  
    tblIPOPGRP1[5].OTLTTYPE = NONRESPONSE or  
    tblIPOPGRP1[5].OTLTSTE = RESPONSE or  
    tblIPOPGRP1[5].OTLTSTE = NONRESPONSE then  
    set S20C_Complete = 1  
  ELSE set S20C_Complete = 2  
END
```

```
ELSEIF Ask_P1[4] = yes THEN:  
  IF tblIPOPGRP1[4].PCAT = No {2} or  
    tblIPOPGRP1[4].PCAT = NONRESPONSE or  
    tblIPOPGRP1[4].OTLTSTOR contains .COM or  
    tblIPOPGRP1[4].OTLTSTOR = NONRESPONSE or  
    tblIPOPGRP1[4].OTLTTYPE = OnLine {1} or  
    tblIPOPGRP1[4].OTLTTYPE = MailTel {3} or  
    tblIPOPGRP1[4].OTLTTYPE = Other {4} or  
    tblIPOPGRP1[4].OTLTTYPE = NONRESPONSE or  
    tblIPOPGRP1[4].OTLTSTE = RESPONSE or  
    tblIPOPGRP1[4].OTLTSTE = NONRESPONSE then  
    set S20C_Complete = 1  
  ELSE set S20C_Complete = 2  
END
```

```
ELSEIF Ask_P1[3] = yes THEN:
```

```
IF tbIPOPGRP1[3].PCAT = No {2} or
  tbIPOPGRP1[3].PCAT = NONRESPONSE or
  tbIPOPGRP1[3].OTLTSTOR contains .COM or
  tbIPOPGRP1[3].OTLTSTOR = NONRESPONSE or
  tbIPOPGRP1[3].OTLTTYPE = OnLine {1} or
  tbIPOPGRP1[3].OTLTTYPE = MailTel {3} or
  tbIPOPGRP1[3].OTLTTYPE = Other {4} or
  tbIPOPGRP1[3].OTLTTYPE = NONRESPONSE or
  tbIPOPGRP1[3].OTLTSTE = RESPONSE or
  tbIPOPGRP1[3].OTLTSTE = NONRESPONSE then
  set S20C_Complete = 1
ELSE set S20C_Complete = 2
END

ELSEIF Ask_P1[2] = yes THEN:
  IF tbIPOPGRP1[2].PCAT = No {2} or
    tbIPOPGRP1[2].PCAT = NONRESPONSE or
    tbIPOPGRP1[2].OTLTSTOR contains .COM or
    tbIPOPGRP1[2].OTLTSTOR = NONRESPONSE or
    tbIPOPGRP1[2].OTLTTYPE = OnLine {1} or
    tbIPOPGRP1[2].OTLTTYPE = MailTel {3} or
    tbIPOPGRP1[2].OTLTTYPE = Other {4} or
    tbIPOPGRP1[2].OTLTTYPE = NONRESPONSE or
    tbIPOPGRP1[2].OTLTSTE = RESPONSE or
    tbIPOPGRP1[2].OTLTSTE = NONRESPONSE then
    set S20C_Complete = 1
  ELSE set S20C_Complete = 2
  END

ELSEIF Ask_P1[1] = yes THEN:
  IF tbIPOPGRP1[1].PCAT = No {2} or
    tbIPOPGRP1[1].PCAT = NONRESPONSE or
    tbIPOPGRP1[1].OTLTSTOR contains .COM or
    tbIPOPGRP1[1].OTLTSTOR = NONRESPONSE or
    tbIPOPGRP1[1].OTLTTYPE = OnLine {1} or
    tbIPOPGRP1[1].OTLTTYPE = MailTel {3} or
    tbIPOPGRP1[1].OTLTTYPE = Other {4} or
    tbIPOPGRP1[1].OTLTTYPE = NONRESPONSE or
    tbIPOPGRP1[1].OTLTSTE = RESPONSE or
    tbIPOPGRP1[1].OTLTSTE = NONRESPONSE then
    set S20C_Complete = 1
  ELSE set S20C_Complete = 2
  END
END
```

Array:

Skip Instructions: Exit section 20C and goto the next appropriate section

Field

POP2_AskFlags

NEWBSect20C.POP2_AskFlags

Description: Set PopGrp 2 "Ask" flags

Form Pane Label:

SAS Name:

Tag Name:

Inherited Universe:

Universe:

Universe Description:

Question Text:

Type: Classification

Length: 0

- Don't Know
- Refuse
- Empty

- On Input
- On Output

Store Instructions: Set question eligibility flags

```
IF VAL(RT10.POPGRP) = 2 and SECTCOMP[6] = 1 and  
SECTCOMP[8] = 1 and SECTCOMP[17] = 1 and  
SECTCOMP[19] = 1 THEN:
```

```
IF BSect8.LP8A_Flag[11] = no then set Ask_ P2[1] = yes  
ENDIF
```

```
IF BSEC6PT.BSect06.LP6B_Flag[15] = no then  
set Ask_ P2[2] = yes  
ENDIF
```

```
IF BSect8.LP8A_Flag[18] = no then set Ask_ P2[3] = yes  
ENDIF
```

```
IF BSect5.LP5C_Flag[5] = no then set Ask_ P2[4] = yes  
ENDIF
```

IF BSect5.LP5C_Flag[2] = no then set Ask_ P2[5] = yes
ENDIF

IF BSect5.LP5C_Flag[7] = no then set Ask_ P2[6] = yes
ENDIF

IF BSect19.LP19A_Flag[3] = no then set Ask_ P2[7] = yes
ENDIF

IF BSect19.LP19A_Flag[17] = no and
BSect19.LP19A_Flag[18] = no then
set Ask_ P2[8] = yes
ENDIF

IF BSect17.LP17BC_Flag[1] = no then set Ask_ P2[9] = yes
ENDIF

ENDIF

Array:

Field

Ask_P2
NEWBSect20C.Ask_P2

Description: POP Group 2 - Ask flag

Form Pane Label:

SAS Name:

Tag Name:

Inherited Universe:

Universe:

Universe Description:

Question Text:

Type: Enumerated

Length: 1

Answer List: TYesNo

Value:	Mnemonic:	Description:
1	Yes	Yes
2	No	No

- Don't Know
- Refuse
- Empty

- On Input
- On Output

Array:

Number of Elements: 9

Special Instructions: NOTE: Array positions represent the question order.

For example, array position 1 corresponds to the first POP group 2 outlet question (row 1) - TblPOPGRP2[1].PCAT

Instrument SAS Name: Ask_P2

Destination Data Set: POP2

Sponsor Field Type: N

Report Section: 20C

Date Implemented (YYYY-MM-DD): February 2025

Field

P2CAT
NEWBSect20C.P2CAT

Description: POP Group 2 - CPI POP Category

Form Pane Label:

SAS Name:

Tag Name:

Inherited Universe:

Universe:

Universe Description:

Question Text:

Type: String

Length: 3

Don't Know

Refuse

Empty

On Input

On Output

Store Instructions: P2CAT[1] := G20

P2CAT[2] := R24

P2CAT[3] := G19

P2CAT[4] := H35

P2CAT[5] := H36

P2CAT[6] := H37

P2CAT[7] := G09

P2CAT[8] := G10

P2CAT[9] := T17

Array:

Number of Elements: 9

Special Instructions: NOTE: These should be in the order they are to be asked.

Destination Data Set: POP2

Report Section: 20C

Date Implemented (YYYY-MM-DD): February 2025

Field

P2Time
NEWBSect20C.P2Time

Description: POP Group 2 - Time Reference

Form Pane Label:

SAS Name:

Tag Name:

Inherited Universe:

Universe:

Universe Description:

Question Text:

Type: Integer

Length: 2

Min: 1

Max: 12

- Don't Know
- Refuse
- Empty

- On Input
- On Output

Store Instructions: P2Time[1] := 2
P2Time[2] := 2
P2Time[3] := 2
P2Time[4] := 2
P2Time[5] := 2
P2Time[6] := 2
P2Time[7] := 2
P2Time[8] := 2
P2Time[9] := 5

Array:

Number of Elements: 9

Special Instructions: NOTE: 2 = two years
5 = five years

Destination Data Set: POP2

Report Section: 20C

Date Implemented (YYYY-MM-DD): February 2025

Field

P2SoftLowerLimit
NEWBSect20C.P2SoftLowerLimit

Description: Lower ranges for ERR1_OTLTCOST

Form Pane Label:

SAS Name:

Tag Name:

Inherited Universe:

Universe:

Universe Description:

Question Text:

Type: Integer

Length: 8

Min: 0

Max: 99999999

- Don't Know
- Refuse
- Empty

- On Input
- On Output

Store Instructions: P2SoftLowerLimit[1] := 5
P2SoftLowerLimit[2] := 5
P2SoftLowerLimit[3] := 5
P2SoftLowerLimit[4] := 20
P2SoftLowerLimit[5] := 15
P2SoftLowerLimit[6] := 9
P2SoftLowerLimit[7] := 13
P2SoftLowerLimit[8] := 5
P2SoftLowerLimit[9] := 1

Array:

Number of Elements: 9

Report Section: 20C

Date Implemented (YYYY-MM-DD): February 2025

P2SoftUpperLimit

Field

NEWBSect20C.P2SoftUpperLimit

Description: Upper ranges for ERR1_OTLTCOST

Form Pane Label:

SAS Name:

Tag Name:

Inherited Universe:

Universe:

Universe Description:

Question Text:

Type: Integer

Length: 8

Min: 0

Max: 99999999

- Don't Know
- Refuse
- Empty

- On Input
- On Output

Store Instructions: P2SoftUpperLimit[1] := 500
P2SoftUpperLimit[2] := 6999
P2SoftUpperLimit[3] := 799
P2SoftUpperLimit[4] := 1999
P2SoftUpperLimit[5] := 1499
P2SoftUpperLimit[6] := 5770
P2SoftUpperLimit[7] := 11990
P2SoftUpperLimit[8] := 28250
P2SoftUpperLimit[9] := 6499

Array:

Number of Elements: 9

Report Section: 20C

Date Implemented (YYYY-MM-DD): February 2025

Field

PGRP2_INTRO
NEWBSect20C.PGRP2_INTRO

Description: Introduction

Form Pane Label: Intro

SAS Name:

Tag Name: PGRP2_INTRO

Inherited Universe:

Universe: P2[1] = yes OR P2[2] = yes OR P2[3] = yes OR P2[4] = yes OR P2[5] = yes OR P2[6] = yes OR P2[7] = yes OR P2[8] = yes OR P2[9] = yes

Universe Description:

Question Text: The next few questions are about expenses made by ^YOU_ANYONE during the last five years, that is, as far back as ^FiveYears. We have used the responses that you've already given us to shorten this part of the interview, so I'll only be asking you about expenses that you told me that you did not have in the last three months.

Fills: YOU_ANYONE

Instructions: IF NUMHOUSE = 1 then fill "you"
ELSE fill "you or anyone in your household"

Fills: FiveYears

Instructions: Set FiveYears = Current Year minus 5 years

Type: Enumerated

Length: 1

Answer List: TContinue

Value:	Mnemonic:	Description:
1	Continue	Enter 1 to Continue

- Don't Know
- Refuse
- Empty

- On Input
- On Output

Array:

Skip Instructions: Goto tblPOPGRP2

Sponsor Field Type: N

Report Section: 20C

Date Implemented (YYYY-MM-DD): April 2019

Block

tbIPOPGRP2
NEWBSect20C.tbIPOPGRP2

Description: Extended Recall Questions for Pop Group 2

Tab Name:

Fly Over Name:

Universe Type: If

Inherited Universe:

Universe: PGRP2_INTRO = Continue

Universe Description:

Array:

Block Instructions: Allow 11 rows

PRow

Field

NEWBSect20C.tbIPOPGRP2.PRow

Description: Row Number - DO NOT DISPLAY

Form Pane Label:

SAS Name:

Tag Name:

Inherited Universe:

Universe:

Universe Description:

Question Text:

Type: Integer

Length: 2

Min: 1

Max: 11

- Don't Know
- Refuse
- Empty

- On Input
- On Output

Store Instructions: Set PRow = row number starting with 1

Array:

Report Section: 20C

Date Implemented (YYYY-MM-DD): February 2025

Field

PCATDesc
NEWBSect20C.tbIPOPGRP2.PCATDesc

Description: SHOW field

Form Pane Label: Description

SAS Name:

Tag Name:

Inherited Universe:

Universe:

Universe Description:

Question Text: SHOW ONLY

Type: String

Length: 30

- Don't Know
- Refuse
- Empty

- On Input
- On Output

Store Instructions: Set Description as follows:

- For Row 1 set Description = 'Infants' Equipment'
- For Row 2 set Description = 'Musical Instruments'
- For Row 3 set Description = 'Luggage'
- For Row 4 set Description = 'Housekeeping'
- For Row 5 set Description = 'Lawn Service'
- For Row 6 set Description = 'Moving Service'
- For Row 7 set Description = 'Legal Services'
- For Row 8 set Description = 'Funeral Services'
- For Row 9 set Description = 'Ship Travel'

Array:

Report Section: 20C

Date Implemented (YYYY-MM-DD): February 2025

PCAT

Field

NEWBSect20C.tbIPOPGRP2.PCAT

Description: Screener

Form Pane Label: Item

SAS Name: PCAT

Tag Name: PCAT

Inherited Universe:

Universe: (Ask_P2[1] = yes AND PRow = 1) OR (Ask_P2[2] = yes AND PRow = 2) OR
(Ask_P2[3] = yes AND PRow = 3) OR (Ask_P2[4] = yes AND PRow = 4) OR
(Ask_P2[5] = yes AND PRow = 5) OR (Ask_P2[6] = yes AND PRow = 6) OR
(Ask_P2[7] = yes AND PRow = 3) OR (Ask_P2[8] = yes AND PRow = 8) OR
(Ask_P2[9] = yes AND PRow = 9)

Universe Description:

Question Text: ^P2CATIntro_Fill have ^YOU_ANYONE ^P2FillText

Fills: P2CATIntro_Fill

Instructions: IF P2Time[Prow] = 2 and IntroFlag2 = EMPTY then
fill "Now, please think about the last two years, since the first of
^TwoYearsAgo"
ELSEIF P2Time[Prow] = 2 fill "In the last TWO YEARS,"

IF P2Time[Prow] = 5 and IntroFlag5 = EMPTY then
fill "Now, please think about the last five years, since the first of
^FiveYearsAgo"
ELSEIF P2Time[Prow] = 5 fill "In the last FIVE YEARS,"

Fills: TwoYearsAgo

Instructions: IF CUR_MONTHNUM = 01 then fill "December YEAR minus 3 years"
ELSEIF CUR_MONTHNUM = 02 then fill "January YEAR minus 2 years"
ELSEIF CUR_MONTHNUM = 03 then fill "February YEAR minus 2 years"
ELSEIF CUR_MONTHNUM = 04 then fill "March YEAR minus 2 years"
ELSEIF CUR_MONTHNUM = 05 then fill "April YEAR minus 2 years"
ELSEIF CUR_MONTHNUM = 06 then fill "May YEAR minus 2 years"
ELSEIF CUR_MONTHNUM = 07 then fill "June YEAR minus 2 years"
ELSEIF CUR_MONTHNUM = 08 then fill "July YEAR minus 2 years"
ELSEIF CUR_MONTHNUM = 09 then fill "August YEAR minus 2 years"
ELSEIF CUR_MONTHNUM = 10 then fill "September YEAR minus 2 years"
ELSEIF CUR_MONTHNUM = 11 then fill "October YEAR minus 2 years"
ELSEIF CUR_MONTHNUM = 12 then fill "November YEAR minus 2 years"

Fills: FiveYearsAgo

Instructions: IF CUR_MONTHNUM = 01 then fill "December YEAR minus 6 years"
ELSEIF CUR_MONTHNUM = 02 then fill "January YEAR minus 5 years"
ELSEIF CUR_MONTHNUM = 03 then fill "February YEAR minus 5 years"
ELSEIF CUR_MONTHNUM = 04 then fill "March YEAR minus 5 years"
ELSEIF CUR_MONTHNUM = 05 then fill "April YEAR minus 5 years"
ELSEIF CUR_MONTHNUM = 06 then fill "May YEAR minus 5 years"
ELSEIF CUR_MONTHNUM = 07 then fill "June YEAR minus 5 years"
ELSEIF CUR_MONTHNUM = 08 then fill "July YEAR minus 5 years"
ELSEIF CUR_MONTHNUM = 09 then fill "August YEAR minus 5 years"
ELSEIF CUR_MONTHNUM = 10 then fill "September YEAR minus 5 years"
ELSEIF CUR_MONTHNUM = 11 then fill "October YEAR minus 5 years"
ELSEIF CUR_MONTHNUM = 12 then fill "November YEAR minus 5 years"

Fills: YOU_ANYONE

Instructions: IF NUMHOUSE = 1 then fill "you"
ELSE fill "you or anyone in your household"

Fills: P2FillText

Instructions: P2FillText[1] := 'purchased any infants' equipment such as strollers, car seats, bottles, or dishes?'

P2FillText[2] := 'purchased any musical instruments or musical accessories?'

P2FillText[3] := 'purchased any luggage, briefcases, or other carrying cases?'

P2FillText[4] := 'had any expenses for housekeeping services?'

P2FillText[5] := 'had any expenses for gardening or lawncare services?'

P2FillText[6] := 'had any expenses for moving, storage, or freight services?'

P2FillText[7] := 'had any expenses for legal services?'

P2FillText[8] := 'had any expenses for funeral services?'

P2FillText[9] := 'had any expenses for ship travel or passenger cruises?'

Type: Enumerated

Length: 1

Answer List: TYesNo

Value:	Mnemonic:	Description:
1	Yes	Yes
2	No	No

Don't Know
 Refuse
 Empty

On Input
 On Output

Store Instructions: Set IntroFlag:
IF PCAT = RESPONSE or PCAT = NONRESPONSE THEN:
IF P2TIME[PRow] = 2 then set IntroFlag2 = 1
IF P2TIME[PRow] = 5 then set IntroFlag5 = 1

Array:

Skip Instructions: 1: Goto POPSCAT

2,DK,RF: Goto the next appropriate row

Destination Data Set: POP2

Sponsor Field Type: C

Report Section: 20C

Date Implemented (YYYY-MM-DD): February 2025

Field

POPSCAT

NEWBSect20C.tbIPOPGRP2.POPSCAT

Description: CPI Pop Category

Form Pane Label:

SAS Name:

Tag Name:

Inherited Universe:

Universe: PCAT = Yes {1}

Universe Description:

Question Text:

Type: String

Length: 3

Don't Know

Refuse

Empty

On Input

On Output

Store Instructions: If PCAT = Yes {1} then set POPSCAT = P2CAT[PRow]

Array:

Skip Instructions: Goto OTLTCOST

Destination Data Set: POP2

Sponsor Field Type: C

Report Section: 20C

Date Implemented (YYYY-MM-DD): February 2025

OTLTCOST

Field

NEWBSect20C.tbIPOPGRP2.OTLTCOST

Description: Purchase price

Form Pane Label: Cost

SAS Name: OTLTCOST

Tag Name: OTLTCOST

Inherited Universe:

Universe: PCAT = Yes {1}

Universe Description:

Question Text: In the last ^P2Fill1_Cost, how much ^P2Fill2_Cost ^P2FillTextC?

Fills: P2Fill1_Cost

Instructions: IF P2Time[PRow] = 2 then fill 'TWO YEARS'
ELSEIF P2Time[PRow] = 5 then fill 'FIVE YEARS'

Fills: P2Fill2_Cost

Instructions: IF PRow = 4, 5, 6, 7, 8, or 9 then fill 'was ^YR_YRCUS last expense for'
Else fill 'did ^YOU_YRCU spend on your last purchase of'

Fills: YR_YRCUS

Instructions: IF NUMHOUSE = 1 then fill "your"
ELSE fill "your household's"

Fills: YOU_YRCU

Instructions: IF NUMHOUSE = 1 then fill "you"
ELSE fill "your household"

Fills: P2FillTextC

Instructions: P2FillTextC[1] := 'infants' equipment such as strollers, car seats, bottles, or dishes'

P2FillTextC[2] := 'musical instruments or musical accessories'

P2FillTextC[3] := 'luggage, briefcases, or other carrying cases'

P2FillTextC[4] := 'housekeeping services'

P2FillTextC[5] := 'gardening or lawncare services'

P2FillTextC[6] := 'moving, storage, or freight services'

P2FillTextC[7] := 'legal services'

P2FillTextC[8] := 'funeral services'

P2FillTextC[9] := 'ship travel or passenger cruises'

Type: Integer
Length: 7

Min: 1
Max: 999999

Don't Know
 Refuse
 Empty

On Input
 On Output

Array:

Special Instructions: Display a \$ and comma in the entry field

Skip Instructions: IF OTLTCOST < P2SoftLowerLimit[PRow] or
OTLTCOST > P2SoftUpperLimit[PRow]
then goto ERR1_OTLTCOST

ELSE goto OTLTSTOR

Destination Data Set: POP2

Sponsor Field Type: N

Report Section: 20C

Date Implemented (YYYY-MM-DD): February 2025

ERR1_OTLTCOST

Check

NEWBSect20C.tbIPOPGRP2.ERR1_OTLTCOST

Description: Out of Range Check

Inherited Universe:

Universe: (OTLTCOST < P2SoftLowerLimit[PRow] or OTLTCOST > P2SoftUpperLimit[PRow])
AND OTLTCOST = RESPONSE

Universe Description:

Text: * THE VALUE ENTERED IS UNUSUALLY HIGH OR LOW

PLEASE VERIFY AND, IF CORRECT, ENTER ITEM LEVEL NOTE

Check Instructions: If error is suppressed, then set OTLT_OST = 'A1'

Type: Soft

Skip Instructions: Suppress: Goto OTLTSTOR

All others, go back to OTLTCOST

Field

OTLTSTOR
NEWBSect20C.tbIPOPGRP2.OTLTSTOR

Description: Where Purchased

Form Pane Label: Business

SAS Name: OTLTSTOR

Tag Name: OTLTSTOR

Inherited Universe:

Universe: PCAT = Yes {1}

Universe Description:

Question Text: What is the name of the ^P2Fill_STOR?

✦ Enter store, website, or company name

Fills: P2Fill_STOR

Instructions: IF PRow = 1, 2, or 3 then fill 'business where this was last purchased'

ELSEIF PRow = 4, 5, 6, 7, or 8 then fill 'business where ^YOU_YRCU had this expense'

ELSEIF PRow = 9 then fill 'cruise line or ship travel company'

Fills: YOU_YRCU

Instructions: IF NUMHOUSE = 1 then fill "you"

ELSE fill "your household"

Type: String

Length: 45

Don't Know

Refuse

Empty

On Input

On Output

Array:

Special Instructions: IF uppercase entry contains '.COM' then set OTLTTYPE = 1 and "keep" and "Show"

Skip Instructions: IF Prow = 1, 2, 3, 4, 5, 6, 7, or 8 then:

IF uppercase entry does not contain '.COM'

and is not a DK or RF then goto OTLTTYPE

ELSE goto the next appropriate row

ELSEIF Prow = 9 then:

IF OTLTSTOR = RESPONSE then goto OTLTPOS

ELSE goto the next appropriate row

Destination Data Set: POP2

Sponsor Field Type: C

Report Section: 20C

Date Implemented (YYYY-MM-DD): February 2025

Field

OTLTPOS

NEWBSect20C.tblPOPGRP2.OTLTPOS

Description: Direct or 3rd party

Form Pane Label: Direct

SAS Name: OTLTPOS

Tag Name: OTLTPOS

Inherited Universe:

Universe: OTLTSTOR = RESPONSE AND Prow = 9

Universe Description: Business is not DK or RF

Question Text: Was the reservation made directly with ^OTLTSTOR_Fill or through a third party?

Fills: OTLTSTOR_Fill

Instructions: Fill entry in OTLTSTOR

Type: Enumerated

Length: 1

Answer List: TDirectThird

Value:	Mnemonic:	Description:
1	Direct	Direct
2	Third	Third Party

Don't Know

Refuse

Empty

On Input

On Output

Array:

Special Instructions: IF (OTLTPOS = 1, DK or RF) AND
uppercase entry in OTLTSTOR contains '.COM'
then set OTLTTYPER = 1 and "keep" and "Show"

Skip Instructions: 1,DK,RF: IF Uppercase entry in OTLTSTOR contains '.COM'
then goto next appropriate row

ELSE goto OTLTTYE

2: Goto OTLTPSTO

Destination Data Set: POP2

Sponsor Field Type: C

Report Section: 20C

Date Implemented (YYYY-MM-DD): February 2025

Field

OTLTPSTO
NEWBSect20C.tblPOPGRP2.OTLTPSTO

Description: Name of reservation company

Form Pane Label: 3rd Party

SAS Name: OTLTPSTO

Tag Name: OTLTPSTO

Inherited Universe:

Universe: OTLTPOS = Third {2}

Universe Description: Reservation was made through a third party

Question Text: What is the name of the company you used to make the reservation?

✦ Enter company name

Type: String

Length: 45

Don't Know

Refuse

Empty

On Input

On Output

Array:

Special Instructions: IF uppercase entry contains '.COM'
then set OTLTTYPE = 1 and "keep" and "Show"

Skip Instructions: IF uppercase entry contains '.COM' or is DK or RF
then goto the next appropriate row

ELSE goto OTLTTYPE

Destination Data Set: POP2

Sponsor Field Type: C

Report Section: 20C

Date Implemented (YYYY-MM-DD): February 2025

OTLTTYPE

Field

NEWBSect20C.tbIPOPGRP2.OTLTTYPE

Description: Purchased Online or in person

Form Pane Label: Online

SAS Name: OTLTTYPE

Tag Name: OTLTTYPE

Inherited Universe:

Universe: (Prow = 1-8 AND OTLTSTOR = RESPONSE AND UPPERCASE(OTLTSTOR) does not contain '.COM')
OR
(Prow = 9 AND [(OTLTPOS = Direct {1} or OTLTPOS = NONRESPONSE) and OTLTSTOR = RESPONSE and UPPERCASE(OTLTSTOR) does not contain '.COM') or (OTLTPSTO = RESPONSE and UPPERCASE(OTLTPSTO) does not contain '.COM')])

Universe Description: Business name is not DK, RF or .COM

Question Text: Was this ^P2Fill_Type -

Fills: P2Fill_Type

Instructions: IF Prow = 9 then fill 'reservation made'
ELSE fill 'paid for'

Type: Enumerated

Length: 1

Answer List: TOnline

Value:	Mnemonic:	Description:
1	Online	Online?
2	InPerson	In person?
3	MailTel	By mail or telephone order?
4	Other	Other

- Don't Know
- Refuse
- Empty

- On Input
- On Output

Array:

Special Instructions: Answer list descriptions for options 1-3 should be bold black

Skip Instructions: 1,3,4,DK,RF: Goto next appropriate row

2: Goto OTLTCITY

Destination Data Set: POP2

Sponsor Field Type: C

Report Section: 20C

Date Implemented (YYYY-MM-DD): February 2025

OTLTCITY

Field

NEWBSect20C.tbIPOPGRP2.OTLTCITY

Description: Purchase location - City

Form Pane Label: Location - City

SAS Name: OTLTCITY

Tag Name: OTLTCITY

Inherited Universe:

Universe: OTLTTYPE = InPerson {2}

Universe Description: Purchased in person

Question Text: In what city is ^OTLTSTOR_Fill located?

Fills: OTLTSTOR_Fill

Instructions: Fill entry in OTLTSTOR

Type: String

Length: 45

- Don't Know
- Refuse
- Empty

- On Input
- On Output

Array:

Skip Instructions: Goto OTLTSTE

Destination Data Set: POP2

Sponsor Field Type: C

Report Section: 20C

Date Implemented (YYYY-MM-DD): February 2025

Field

OTLTSTE
NEWBSect20C.tbIPOPGRP2.OTLTSTE

Description: Purchase location - State

Form Pane Label: State

SAS Name: OTLTSTE

Tag Name: OTLTSTE

Inherited Universe:

Universe: OTLTTYPE = InPerson {2}

Universe Description: Purchased in person

Help Screen: H_DESTCODE

Question Text: ? [F1]

In what state is ^OTLTSTOR_Fill located?

✦ [Enter the two character state abbreviation](#)

Fills: OTLTSTOR_Fill

Instructions: Fill entry in OTLTSTOR

Type: String

Length: 2

Don't Know
 Refuse
 Empty

On Input
 On Output

Array:

Special Instructions: Use answer type TState - STRING[2], display width 4

Skip Instructions: IF entry is not a valid state abbreviation then goto CK_OTLTSTE

ELSE goto the next appropriate row

Destination Data Set: POP2

Sponsor Field Type: C

Report Section: 20C

Date Implemented (YYYY-MM-DD): February 2025

Check

CK_OTLTSTE
NEWBSect20C.tblPOPGRP2.CK_OTLTSTE

Description: Not a valid state abbreviation

Inherited Universe:

Universe: (OTLTSTE is not a valid state abbreviation) AND OTLTSTE = RESPONSE

Universe Description: State abbreviation entered is not valid

Text: * [Not a valid state abbreviation](#)

Check Instructions:

Type: Hard

Skip Instructions: Go back to OTLTSTE

OTLT_OST

Field

NEWBSect20C.tbIPOPGRP2.OTLT_OST

Description: Range edit flag

Form Pane Label:

SAS Name: OTLT_OST

Tag Name:

Inherited Universe:

Universe:

Universe Description:

Question Text:

Type: String

Length: 2

- Don't Know
- Refuse
- Empty

- On Input
- On Output

Array:

Special Instructions: NOTE: See ERR1_OTLTCOST for how to set this field

Valid Values: A1 = Range edit failed (ERR1 check was suppressed)
Blank = Range edit passed

Destination Data Set: POP2

Sponsor Field Type: C

Report Section: 20C

Date Implemented (YYYY-MM-DD): February 2025

Sponsor Edits: FLAG

Field

END_POPGRP2
NEWBSect20C.END_POPGRP2

Description: End of Section 20C - Pop Group 2

Form Pane Label:

SAS Name:

Tag Name:

Inherited Universe:

Universe:

Universe Description:

Question Text:

Type: Classification

Length: 0

Don't Know

Refuse

Empty

On Input

On Output

Store Instructions: Set complete flag

```
IF Ask_P2[1] = no and Ask_P2[2] = no and Ask_P2[3] = no
and Ask_P2[4] = no and Ask_P2[5] = no and
Ask_P2[6] = no and Ask_P2[7] = no and Ask_P2[8] = no and Ask_P2[9] = no
THEN
    set S20C_Complete = 1
```

```
ELSEIF Ask_P2[9] = yes THEN:
```

```
IF tbIPOPGRP2[9].PCAT = No {2} or
tbIPOPGRP2[9].PCAT = NONRESPONSE or
(tbIPOPGRP2[9].OTLTSTOR contains .COM and
tbIPOPGRP2[9].OTLTPOS = 1, DK, RF) or
tbIPOPGRP2[9].OTLTSTOR = NONRESPONSE or
tbIPOPGRP2[9].OTLTPTSO contains .COM or
tbIPOPGRP2[9].OTLTPTSO = NONRESPONSE or
tbIPOPGRP2[9].OTLTTYPE = OnLine {1} or
tbIPOPGRP2[9].OTLTTYPE = MailTel {3} or
tbIPOPGRP2[9].OTLTTYPE = Other {4} or
```

```
tbIPOPGRP2[9].OTLTTYPE = NONRESPONSE or  
tbIPOPGRP2[9].OTLTSTE = RESPONSE or  
tbIPOPGRP2[9].OTLTSTE = NONRESPONSE then  
    set S20C_Complete = 1  
ELSE set S20C_Complete = 2  
END
```

ELSEIF Ask_P2[8] = yes THEN:

```
IF tbIPOPGRP2[8].PCAT = No {2} or  
tbIPOPGRP2[8].PCAT = NONRESPONSE or  
tbIPOPGRP2[8].OTLTSTOR contains .COM or  
tbIPOPGRP2[8].OTLTSTOR = NONRESPONSE or  
tbIPOPGRP2[8].OTLTTYPE = OnLine {1} or  
tbIPOPGRP2[8].OTLTTYPE = MailTel {3} or  
tbIPOPGRP2[8].OTLTTYPE = Other {4} or  
tbIPOPGRP2[8].OTLTTYPE = NONRESPONSE or  
tbIPOPGRP2[8].OTLTSTE = RESPONSE or  
tbIPOPGRP2[8].OTLTSTE = NONRESPONSE then  
    set S20C_Complete = 1  
ELSE set S20C_Complete = 2  
END
```

ELSEIF Ask_P2[7] = yes THEN:

```
IF tbIPOPGRP2[7].PCAT = No {2} or  
tbIPOPGRP2[7].PCAT = NONRESPONSE or  
tbIPOPGRP2[7].OTLTSTOR contains .COM or  
tbIPOPGRP2[7].OTLTSTOR = NONRESPONSE or  
tbIPOPGRP2[7].OTLTTYPE = OnLine {1} or  
tbIPOPGRP2[7].OTLTTYPE = MailTel {3} or  
tbIPOPGRP2[7].OTLTTYPE = Other {4} or  
tbIPOPGRP2[7].OTLTTYPE = NONRESPONSE or  
tbIPOPGRP2[7].OTLTSTE = RESPONSE or  
tbIPOPGRP2[7].OTLTSTE = NONRESPONSE then  
    set S20C_Complete = 1  
ELSE set S20C_Complete = 2  
END
```

ELSEIF Ask_P2[6] = yes THEN:

```
IF tbIPOPGRP2[6].PCAT = No {2} or  
tbIPOPGRP2[6].PCAT = NONRESPONSE or  
tbIPOPGRP2[6].OTLTSTOR contains .COM or  
tbIPOPGRP2[6].OTLTSTOR = NONRESPONSE or  
tbIPOPGRP2[6].OTLTTYPE = OnLine {1} or  
tbIPOPGRP2[6].OTLTTYPE = MailTel {3} or  
tbIPOPGRP2[6].OTLTTYPE = Other {4} or  
tbIPOPGRP2[6].OTLTTYPE = NONRESPONSE or  
tbIPOPGRP2[6].OTLTSTE = RESPONSE or
```

```
tbIPOPGRP2[6].OTLTSTE = NONRESPONSE then
  set S20C_Complete = 1
ELSE set S20C_Complete = 2
END

ELSEIF Ask_P2[5] = yes THEN:
  IF tbIPOPGRP2[5].PCAT = No {2} or
    tbIPOPGRP2[5].PCAT = NONRESPONSE or
    tbIPOPGRP2[5].OTLTSTOR contains .COM or
    tbIPOPGRP2[5].OTLTSTOR = NONRESPONSE or
    tbIPOPGRP2[5].OTLTTYPE = OnLine {1} or
    tbIPOPGRP2[5].OTLTTYPE = MailTel {3} or
    tbIPOPGRP2[5].OTLTTYPE = Other {4} or
    tbIPOPGRP2[5].OTLTTYPE = NONRESPONSE or
    tbIPOPGRP2[5].OTLTSTE = RESPONSE or
    tbIPOPGRP2[5].OTLTSTE = NONRESPONSE then
    set S20C_Complete = 1
  ELSE set S20C_Complete = 2
  END

ELSEIF Ask_P2[4] = yes THEN:
  IF tbIPOPGRP2[4].PCAT = No {2} or
    tbIPOPGRP2[4].PCAT = NONRESPONSE or
    tbIPOPGRP2[4].OTLTSTOR contains .COM or
    tbIPOPGRP2[4].OTLTSTOR = NONRESPONSE or
    tbIPOPGRP2[4].OTLTTYPE = OnLine {1} or
    tbIPOPGRP2[4].OTLTTYPE = MailTel {3} or
    tbIPOPGRP2[4].OTLTTYPE = Other {4} or
    tbIPOPGRP2[4].OTLTTYPE = NONRESPONSE or
    tbIPOPGRP2[4].OTLTSTE = RESPONSE or
    tbIPOPGRP2[4].OTLTSTE = NONRESPONSE then
    set S20C_Complete = 1
  ELSE set S20C_Complete = 2
  END

ELSEIF Ask_P2[3] = yes THEN:
  IF tbIPOPGRP2[3].PCAT = No {2} or
    tbIPOPGRP2[3].PCAT = NONRESPONSE or
    tbIPOPGRP2[3].OTLTSTOR contains .COM or
    tbIPOPGRP2[3].OTLTSTOR = NONRESPONSE or
    tbIPOPGRP2[3].OTLTTYPE = OnLine {1} or
    tbIPOPGRP2[3].OTLTTYPE = MailTel {3} or
    tbIPOPGRP2[3].OTLTTYPE = Other {4} or
    tbIPOPGRP2[3].OTLTTYPE = NONRESPONSE or
    tbIPOPGRP2[3].OTLTSTE = RESPONSE or
    tbIPOPGRP2[3].OTLTSTE = NONRESPONSE then
    set S20C_Complete = 1
```

ELSE set S20C_Complete = 2
END

ELSEIF Ask_P2[2] = yes THEN:

IF tbIPOPGRP2[2].PCAT = No {2} or
tbIPOPGRP2[2].PCAT = NONRESPONSE or
tbIPOPGRP2[2].OTLTSTOR contains .COM or
tbIPOPGRP2[2].OTLTSTOR = NONRESPONSE or
tbIPOPGRP2[2].OTLTTYPE = OnLine {1} or
tbIPOPGRP2[2].OTLTTYPE = MailTel {3} or
tbIPOPGRP2[2].OTLTTYPE = Other {4} or
tbIPOPGRP2[2].OTLTTYPE = NONRESPONSE or
tbIPOPGRP2[2].OTLTSTE = RESPONSE or
tbIPOPGRP2[2].OTLTSTE = NONRESPONSE then
set S20C_Complete = 1
ELSE set S20C_Complete = 2
END

ELSEIF Ask_P2[1] = yes THEN:

IF tbIPOPGRP2[1].PCAT = No {2} or
tbIPOPGRP2[1].PCAT = NONRESPONSE or
tbIPOPGRP2[1].OTLTSTOR contains .COM or
tbIPOPGRP2[1].OTLTSTOR = NONRESPONSE or
tbIPOPGRP2[1].OTLTTYPE = OnLine {1} or
tbIPOPGRP2[1].OTLTTYPE = MailTel {3} or
tbIPOPGRP2[1].OTLTTYPE = Other {4} or
tbIPOPGRP2[1].OTLTTYPE = NONRESPONSE or
tbIPOPGRP2[1].OTLTSTE = RESPONSE or
tbIPOPGRP2[1].OTLTSTE = NONRESPONSE then
set S20C_Complete = 1
ELSE set S20C_Complete = 2
END
END

Array:

Skip Instructions: Exit section 20C and goto the next appropriate section

Field

POP3_AskFlags

NEWBSect20C.POP3_AskFlags

Description: Set PopGrp 3 "Ask" flags

Form Pane Label:

SAS Name:

Tag Name:

Inherited Universe:

Universe:

Universe Description:

Question Text:

Type: Classification

Length: 0

- Don't Know
- Refuse
- Empty

- On Input
- On Output

Store Instructions: Set question eligibility flags

```
IF VAL(RT10.POPGRP) = 3 and SECTCOMP[6] = 1  
and SECTCOMP[8] = 1 and SECTCOMP[19] = 1  
THEN:
```

```
IF BSect19.LP19A_Flag[1] = no then  
  set Ask_P3[1] = yes  
ENDIF
```

```
IF BSect8.LP8A_Flag[20] = no then  
  set Ask_P3[2] = yes  
ENDIF
```

```
IF BSEC6PT.LP6A_Flag[4] = no then  
  set Ask_P3[3] = yes  
ENDIF
```

```
IF BSEC6PT.LP6A_Flag[1] = no and
```

```
BSEC6PT.LP6A_Flag[2] = no then
  set Ask_P3[4] = yes
ENDIF
```

```
IF BSEC6PT.LP6A_Flag[8] = no then
  set Ask_P3[5] = yes
ENDIF
```

```
IF BSEC6PT.LP6B_Flag[3] = no then
  set Ask_P3[6] = yes
ENDIF
```

```
IF BSEC6PT.LP6B_Flag[1] = no then
  set Ask_P3[7] = yes
ENDIF
```

```
IF BSEC6PT.LP6B_Flag[4] = no and
  BSEC6PT.LP6B_Flag[19] = no and
  BSEC6PT.LP6B_Flag[20] = no then
  set Ask_P3[8] = yes
ENDIF
```

```
IF BSect8.LP8A_Flag[15] = no and
  BSect8.LP8A_Flag[16] = no then
  set Ask_P3[9] = yes
ENDIF
```

```
IF BSect8.LP8A_Flag[19] = no and
  BSect8.LP8A_Flag[21] = no then
  set Ask_P3[10] = yes
ENDIF
ENDIF
```

Array:

Field

Ask_P3
NEWBSect20C.Ask_P3

Description: POP Group 3 - Ask flag

Form Pane Label:

SAS Name:

Tag Name:

Inherited Universe:

Universe:

Universe Description:

Question Text:

Type: Enumerated

Length: 1

Answer List: TYesNo

Value:	Mnemonic:	Description:
1	Yes	Yes
2	No	No

- Don't Know
- Refuse
- Empty

- On Input
- On Output

Array:

Number of Elements: 10

Special Instructions: NOTE: Array positions represent the question order.

For example, array position 1 corresponds to the first POP group 3 outlet question (row 1) - TblPOPGRP3[1].PCAT

Instrument SAS Name: Ask_P3

Destination Data Set: POP3

Sponsor Field Type: N

Report Section: 20C

Date Implemented (YYYY-MM-DD): February 2025

Field

P3CAT
NEWBSect20C.P3CAT

Description: POP Group 3 - CPI POP Category

Form Pane Label:

SAS Name:

Tag Name:

Inherited Universe:

Universe:

Universe Description:

Question Text:

Type: String

Length: 3

- Don't Know
- Refuse
- Empty

- On Input
- On Output

Store Instructions: P3CAT[1] := H26
P3CAT[2] := H25
P3CAT[3] := H17
P3CAT[4] := H19
P3CAT[5] := H18
P3CAT[6] := H20
P3CAT[7] := H21
P3CAT[8] := H22
P3CAT[9] := H23
P3CAT[10] := H24

Array:

Number of Elements: 10

Special Instructions: NOTE: These should be in the order they are to be asked.

Destination Data Set: POP3

Report Section: 20C

Date Implemented (YYYY-MM-DD): February 2025

Field

P3Time
NEWBSect20C.P3Time

Description: POP Group 3 - Time Reference

Form Pane Label:

SAS Name:

Tag Name:

Inherited Universe:

Universe:

Universe Description:

Question Text:

Type: Integer

Length: 2

Min: 1

Max: 12

- Don't Know
- Refuse
- Empty

- On Input
- On Output

Store Instructions: P3Time[1] := 6
P3Time[2] := 6
P3Time[3] := 12
P3Time[4] := 12
P3Time[5] := 12
P3Time[6] := 12
P3Time[7] := 12
P3Time[8] := 12
P3Time[9] := 12
P3Time[10] := 12

Array:

Number of Elements: 10

Special Instructions: NOTE: 6 = six months
12 = twelve months

2 = two years

5 = five years

Destination Data Set: POP3

Report Section: 20C

Date Implemented (YYYY-MM-DD): February 2025

Field

P3SoftLowerLimit
NEWBSect20C.P3SoftLowerLimit

Description: Lower ranges for ERR1_OTLTCOST

Form Pane Label:

SAS Name:

Tag Name:

Inherited Universe:

Universe:

Universe Description:

Question Text:

Type: Integer

Length: 8

Min: 0

Max: 99999999

- Don't Know
- Refuse
- Empty

- On Input
- On Output

Store Instructions: P3SoftLowerLimit[1] := 1
P3SoftLowerLimit[2] := 5
P3SoftLowerLimit[3] := 40
P3SoftLowerLimit[4] := 20
P3SoftLowerLimit[5] := 41
P3SoftLowerLimit[6] := 15
P3SoftLowerLimit[7] := 6
P3SoftLowerLimit[8] := 6
P3SoftLowerLimit[9] := 5
P3SoftLowerLimit[10] := 3

Array:

Number of Elements: 10

Report Section: 20C

Date Implemented (YYYY-MM-DD): February 2025

Field

P3SoftUpperLimit
NEWBSect20C.P3SoftUpperLimit

Description: Upper ranges for ERR1_OTLTCOST

Form Pane Label:

SAS Name:

Tag Name:

Inherited Universe:

Universe:

Universe Description:

Question Text:

Type: Integer

Length: 8

Min: 0

Max: 99999999

- Don't Know
- Refuse
- Empty

- On Input
- On Output

Store Instructions: P3SoftUpperLimit[1] := 1000
P3SoftUpperLimit[2] := 599
P3SoftUpperLimit[3] := 2999
P3SoftUpperLimit[4] := 2999
P3SoftUpperLimit[5] := 2999
P3SoftUpperLimit[6] := 899
P3SoftUpperLimit[7] := 699
P3SoftUpperLimit[8] := 1999
P3SoftUpperLimit[9] := 1499
P3SoftUpperLimit[10] := 649

Array:

Number of Elements: 10

Report Section: 20C

Date Implemented (YYYY-MM-DD): February 2025

Field

PGRP3_INTRO
NEWBSect20C.PGRP3_INTRO

Description: Introduction

Form Pane Label: Intro

SAS Name:

Tag Name: PGRP3_INTRO

Inherited Universe:

Universe: P3[1] = yes OR P3[2] = yes OR P3[3] = yes OR P3[4] = yes OR P3[5] = yes OR P3[6] = yes OR P3[7] = yes OR P3[8] = yes OR P3[9] = yes OR P3[10] = yes

Universe Description:

Question Text: The next few questions are about expenses made by ^YOU_ANYONE during the last five years, that is, as far back as ^FiveYears. We have used the responses that you've already given us to shorten this part of the interview, so I'll only be asking you about expenses that you told me that you did not have in the last three months.

Fills: YOU_ANYONE

Instructions: IF NUMHOUSE = 1 then fill "you"
ELSE fill "you or anyone in your household"

Fills: FiveYears

Instructions: Set FiveYears = Current Year minus 5 years

Type: Enumerated

Length: 1

Answer List: TContinue

Value:	Mnemonic:	Description:
1	Continue	Enter 1 to Continue

- Don't Know
- Refuse
- Empty

- On Input
- On Output

Array:

Skip Instructions: Goto tblPOPGRP3

Sponsor Field Type: N

Report Section: 20C

Date Implemented (YYYY-MM-DD): April 2019

Block

tbIPOPGRP3
NEWBSect20C.tbIPOPGRP3

Description: Extended Recall Questions for Pop Group 3

Tab Name:
Fly Over Name:
Universe Type: If

Inherited Universe:

Universe: PGRP3_INTRO = Continue

Universe Description:

Array:

Block Instructions: Allow 11 rows

PRow

Field

NEWBSect20C.tbIPOPGRP3.PRow

Description: Row Number - DO NOT DISPLAY

Form Pane Label:

SAS Name:

Tag Name:

Inherited Universe:

Universe:

Universe Description:

Question Text:

Type: Integer

Length: 2

Min: 1

Max: 10

- Don't Know
- Refuse
- Empty

- On Input
- On Output

Store Instructions: Set PRow = row number starting with 1

Array:

Report Section: 20C

Date Implemented (YYYY-MM-DD): February 2025

Field

PCATDesc
NEWBSect20C.tbIPOPGRP3.PCATDesc

Description: Item Description - SHOW field

Form Pane Label: Description

SAS Name:

Tag Name:

Inherited Universe:

Universe:

Universe Description:

Question Text: SHOW ONLY

Type: String

Length: 30

- Don't Know
- Refuse
- Empty

- On Input
- On Output

Store Instructions: Set Description as follows:

For Row 1 set Description = 'Fresh Flowers'

For Row 2 set Description = 'Cookware'

For Row 3 set Description = 'Refrigerators'

For Row 4 set Description = 'Ovens'

For Row 5 set Description = 'Washer or Dryer'

For Row 6 set Description = 'Floor Cleaning Equipment'

For Row 7 set Description = 'Small Appliances or Irons'

For Row 8 set Description = 'Air/Heat Equipment'

For Row 9 set Description = 'Lamps'

For Row 10 set Description = 'Dishes or Flatware'

Array:

Report Section: 20C

Date Implemented (YYYY-MM-DD): February 2025

PCAT

Field

NEWBSect20C.tbIPOPGRP3.PCAT

Description: Outlet Screener Question

Form Pane Label: Item

SAS Name: PCAT

Tag Name: PCAT

Inherited Universe:

Universe: (Ask_P3[1] = yes AND PRow = 1) OR (Ask_P3[2] = yes AND PRow = 2) OR
(Ask_P3[3] = yes AND PRow = 3) OR (Ask_P3[4] = yes AND PRow = 4) OR
(Ask_P3[5] = yes AND PRow = 5) OR (Ask_P3[6] = yes AND PRow = 6) OR
(Ask_P3[7] = yes AND PRow = 3) OR (Ask_P3[8] = yes AND PRow = 8) OR
(Ask_P3[9] = yes AND PRow = 9) OR (Ask_P3[10] = yes AND PRow = 10) OR
(Ask_P3[11] = yes AND PRow = 11)

Universe Description:

Question Text: ^P3CATIntro_Fill have ^YOU_ANYONE ^P3FillText

Fills: P3CATIntro_Fill

Instructions: IF P3Time[Prow] = 6 and IntroFlag6 = EMPTY
then fill "Now, please think about the last six months, since the first of
^SixMonthsAgo"
ELSEIF P3Time[Prow] = 6 fill "In the last SIX MONTHS,"

IF P3Time[Prow] = 12 and IntroFlag12 = EMPTY
then fill "Now, please think about the last twelve months, since the first of
^TwelveMonthsAgo"
ELSEIF P3Time[Prow] = 12 fill "In the last TWELVE MONTHS,"

IF P3Time[Prow] = 2 and IntroFlag2 = EMPTY
then fill "Now, please think about the last two years, since the first of
^TwoYearsAgo"
ELSEIF P3Time[Prow] = 2 fill "In the last TWO YEARS,"

IF P3Time[Prow] = 5 and IntroFlag5 = EMPTY
then fill "Now, please think about the last five years, since the first of
^FiveYearsAgo"
ELSEIF P3Time[Prow] = 5 fill "In the last FIVE YEARS,"

Fills: SixMonthsAgo

Instructions: IF CUR_MONTHNUM = 01 then fill "July YEAR minus 1 year"

ELSEIF CUR_MONTHNUM = 02 then fill "August YEAR minus 1 year"
ELSEIF CUR_MONTHNUM = 03 then fill "September YEAR minus 1 year"
ELSEIF CUR_MONTHNUM = 04 then fill "October YEAR minus 1 year"
ELSEIF CUR_MONTHNUM = 05 then fill "November YEAR minus 1 year"
ELSEIF CUR_MONTHNUM = 06 then fill "December YEAR minus 1 year"
ELSEIF CUR_MONTHNUM = 07 then fill "January YEAR"
ELSEIF CUR_MONTHNUM = 08 then fill "February YEAR"
ELSEIF CUR_MONTHNUM = 09 then fill "March YEAR"
ELSEIF CUR_MONTHNUM = 10 then fill "April YEAR"
ELSEIF CUR_MONTHNUM = 11 then fill "May YEAR"
ELSEIF CUR_MONTHNUM = 12 then fill "June YEAR"

Fills: TwelveMonthsAgo

Instructions: IF CUR_MONTHNUM = 01 then fill "December YEAR minus 2 years"
ELSEIF CUR_MONTHNUM = 02 then fill "January YEAR minus 1 year"
ELSEIF CUR_MONTHNUM = 03 then fill "February YEAR minus 1 year"
ELSEIF CUR_MONTHNUM = 04 then fill "March YEAR minus 1 year"
ELSEIF CUR_MONTHNUM = 05 then fill "April YEAR minus 1 year"
ELSEIF CUR_MONTHNUM = 06 then fill "May YEAR minus 1 year"
ELSEIF CUR_MONTHNUM = 07 then fill "June YEAR minus 1 year"
ELSEIF CUR_MONTHNUM = 08 then fill "July YEAR minus 1 year"
ELSEIF CUR_MONTHNUM = 09 then fill "August YEAR minus 1 year"
ELSEIF CUR_MONTHNUM = 10 then fill "September YEAR minus 1 year"
ELSEIF CUR_MONTHNUM = 11 then fill "October YEAR minus 1 year"
ELSEIF CUR_MONTHNUM = 12 then fill "November YEAR minus 1 year"

Fills: TwoYearsAgo

Instructions: IF CUR_MONTHNUM = 01 then fill "December YEAR minus 3 years"
ELSEIF CUR_MONTHNUM = 02 then fill "January YEAR minus 2 years"
ELSEIF CUR_MONTHNUM = 03 then fill "February YEAR minus 2 years"
ELSEIF CUR_MONTHNUM = 04 then fill "March YEAR minus 2 years"
ELSEIF CUR_MONTHNUM = 05 then fill "April YEAR minus 2 years"
ELSEIF CUR_MONTHNUM = 06 then fill "May YEAR minus 2 years"
ELSEIF CUR_MONTHNUM = 07 then fill "June YEAR minus 2 years"
ELSEIF CUR_MONTHNUM = 08 then fill "July YEAR minus 2 years"
ELSEIF CUR_MONTHNUM = 09 then fill "August YEAR minus 2 years"
ELSEIF CUR_MONTHNUM = 10 then fill "September YEAR minus 2 years"
ELSEIF CUR_MONTHNUM = 11 then fill "October YEAR minus 2 years"
ELSEIF CUR_MONTHNUM = 12 then fill "November YEAR minus 2 years"

Fills: FiveYearsAgo

Instructions: IF CUR_MONTHNUM = 01 then fill "December YEAR minus 6 years"
ELSEIF CUR_MONTHNUM = 02 then fill "January YEAR minus 5 years"
ELSEIF CUR_MONTHNUM = 03 then fill "February YEAR minus 5 years"
ELSEIF CUR_MONTHNUM = 04 then fill "March YEAR minus 5 years"
ELSEIF CUR_MONTHNUM = 05 then fill "April YEAR minus 5 years"

ELSEIF CUR_MONTHNUM = 06 then fill "May YEAR minus 5 years"
ELSEIF CUR_MONTHNUM = 07 then fill "June YEAR minus 5 years"
ELSEIF CUR_MONTHNUM = 08 then fill "July YEAR minus 5 years"
ELSEIF CUR_MONTHNUM = 09 then fill "August YEAR minus 5 years"
ELSEIF CUR_MONTHNUM = 10 then fill "September YEAR minus 5 years"
ELSEIF CUR_MONTHNUM = 11 then fill "October YEAR minus 5 years"
ELSEIF CUR_MONTHNUM = 12 then fill "November YEAR minus 5 years"

Fills: YOU_ANYONE

Instructions: IF NUMHOUSE = 1 then fill "you"
ELSE fill "you or anyone in your household"

Fills: P3FillText

Instructions: P3FillText[1] := 'purchased any indoor plants or fresh cut flowers?'

P3FillText[2] := 'purchased any non-electric kitchen utensils, cookware, or bakeware?'

P3FillText[3] := 'purchased any refrigerators or home freezers?'

P3FillText[4] := 'purchased any stoves, ovens, or microwave ovens?'

P3FillText[5] := 'purchased any washers or dryers?'

P3FillText[6] := 'purchased any vacuums or other electric floor cleaning equipment?'

P3FillText[7] := 'purchased any small electric appliances or clothing irons?'

P3FillText[8] := 'purchased any home heating or cooling equipment or home safety devices?'

P3FillText[9] := 'purchased any household decorative items including clocks and lamps?'

P3FillText[10] := 'purchased any dishes, glasses, or flatware?'

Type: Enumerated

Length: 1

Answer List: TYesNo

Value:	Mnemonic:	Description:
1	Yes	Yes
2	No	No

Don't Know
 Refuse
 Empty

On Input
 On Output

Store Instructions: Set IntroFlag:

If PCAT = RESPONSE or PCAT = NONRESPONSE THEN:

If P3TIME[PRow] = 6 then set IntroFlag6 = 1

If P3TIME[PRow] = 12 then set IntroFlag12 = 1

If P3TIME[PRow] = 2 then set IntroFlag2 = 1

If P3TIME[PRow] = 5 then set IntroFlag5 = 1

Array:

Skip Instructions: 1: Goto POPSCAT

2,DK,RF: Goto the next appropriate row

Destination Data Set: POP3

Sponsor Field Type: C

Report Section: 20C

Date Implemented (YYYY-MM-DD): February 2025

POPSCAT

Field

NEWBSect20C.tbIPOPGRP3.POPSCAT

Description: CPI Pop Category

Form Pane Label:

SAS Name:

Tag Name:

Inherited Universe:

Universe: PCAT = Yes {1}

Universe Description:

Question Text:

Type: String

Length: 3

Don't Know

Refuse

Empty

On Input

On Output

Store Instructions: If PCAT = Yes {1} then set POPSCAT = P3CAT[PRow]

Array:

Skip Instructions: Goto OTLTCOST

Destination Data Set: POP3

Sponsor Field Type: C

Report Section: 20C

Date Implemented (YYYY-MM-DD): February 2025

Field

OTLTCOST
NEWBSect20C.tbIPOPGRP3.OTLTCOST

Description: Purchase price

Form Pane Label: Cost

SAS Name: OTLTCOST

Tag Name: OTLTCOST

Inherited Universe:

Universe: PCAT = Yes {1}

Universe Description:

Question Text: In the last ^P3Fill1_Cost, how much did ^YOU_YRCU spend on your last purchase of ^P3FillTextC?

Fills: P3Fill1_Cost

Instructions: IF P3Time[PRow] = 6 then fill 'SIX MONTHS'
ELSEIF P3Time[PRow] = 12 then fill '12 MONTHS'
ELSEIF P3Time[PRow] = 2 then fill 'TWO YEARS'
ELSEIF P3Time[PRow] = 5 then fill 'FIVE YEARS'

Fills: YOU_YRCU

Instructions: IF NUMHOUSE = 1 then fill "you"
ELSE fill "your household"

Fills: P3FillTextC

Instructions: P3FillTextC[1] := â€˜indoor plants or fresh cut flowersâ€™™
P3FillTextC[2] := â€˜non-electric kitchen utensils, cookware, or bakewareâ€™™
P3FillTextC[3] := â€˜refrigerators or home freezersâ€™™
P3FillTextC[4] := â€˜stoves, ovens, or microwave ovensâ€™™
P3FillTextC[5] := â€˜washers or dryersâ€™™
P3FillTextC[6] := â€˜vacuums or other electric floor cleaning equipmentâ€™™
P3FillTextC[7] := â€˜small electric appliances or clothing ironsâ€™™
P3FillTextC[8] := â€˜home heating or cooling equipment or home safety devicesâ€™™
P3FillTextC[9] := â€˜household decorative items including clocks and lampsâ€™™
P3FillTextC[10] := â€˜dishes, glasses, or flatwareâ€™™

Type: Integer

Length: 7

Min: 1

Max: 999999

- Don't Know
- Refuse
- Empty

- On Input
- On Output

Array:

Special Instructions: Display a \$ and comma in the entry field

Skip Instructions: IF OTLTCOST < P3SoftLowerLimit[PRow] or
OTLTCOST > P3SoftUpperLimit[PRow]
then goto ERR1_OTLTCOST

ELSE goto OTLTSTOR

Destination Data Set: POP3

Sponsor Field Type: N

Report Section: 20C

Date Implemented (YYYY-MM-DD): February 2025

Check

ERR1_OTLTCOST
NEWBSect20C.tbIPOPGRP3.ERR1_OTLTCOST

Description: Out of Range Check

Inherited Universe:

Universe: (OTLTCOST < P3SoftLowerLimit[PRow] or OTLTCOST > P3SoftUpperLimit[PRow])
AND OTLTCOST = RESPONSE

Universe Description:

Text: * THE VALUE ENTERED IS UNUSUALLY HIGH OR LOW

PLEASE VERIFY AND, IF CORRECT, ENTER ITEM LEVEL NOTE

Check Instructions: If error is suppressed, then set OTLT_OST = 'A1'

Type: Soft

Skip Instructions: Suppress: Goto OTLTSTOR

All others, go back to OTLTCOST

OTLTSTOR

Field

NEWBSect20C.tbIPOPGRP3.OTLTSTOR

Description: Where Purchased

Form Pane Label: Business

SAS Name: OTLTSTOR

Tag Name: OTLTSTOR

Inherited Universe:

Universe: PCAT = Yes {1}

Universe Description:

Question Text: What is the name of the business where this was last purchased?

✦ Enter store, website, or company name

Type: String

Length: 45

Don't Know

Refuse

Empty

On Input

On Output

Array:

Special Instructions: IF uppercase entry contains '.COM'
then set OTLTTYPER = 1 and "keep" and "Show"

Skip Instructions: IF uppercase entry does not contain '.COM'
and is not a DK or RF then goto OTLTTYPER

ELSE goto the next appropriate row

Destination Data Set: POP3

Sponsor Field Type: C

Report Section: 20C

Date Implemented (YYYY-MM-DD): February 2025

Field

OTLTTYE
NEWBSect20C.tblPOPGRP3.OTLTTYE

Description: Purchased Online or in person

Form Pane Label: Online

SAS Name: OTLTTYE

Tag Name: OTLTTYE

Inherited Universe:

Universe: (OTLTSTOR = RESPONSE) AND UPPERCASE(OTLTSTOR) does not contain
'COM'

Universe Description: Business name is not DK, RF or .COM

Question Text: Was this paid for -

Type: Enumerated

Length: 1

Answer List: TOnline

Value:	Mnemonic:	Description:
1	Online	Online?
2	InPerson	In person?
3	MailTel	By mail or telephone order?
4	Other	Other

- Don't Know
- Refuse
- Empty

- On Input
- On Output

Array:

Special Instructions: Answer list descriptions for options 1-3 should be bold black

Skip Instructions: 1,3,4,DK,RF: Goto next appropriate row

2: Goto OTLTCITY

Destination Data Set: POP3

Sponsor Field Type: C

Report Section: 20C

Date Implemented (YYYY-MM-DD): February 2025

Field

OTLTCITY
NEWBSect20C.tbIPOPGRP3.OTLTCITY

Description: Purchase location - City

Form Pane Label: Location - City

SAS Name: OTLTCITY

Tag Name: OTLTCITY

Inherited Universe:

Universe: OTLTTYPE = InPerson {2}

Universe Description: Purchased in person

Question Text: In what city is ^OTLTSTOR_Fill located?

Fills: OTLTSTOR_Fill

Instructions: Fill entry in OTLTSTOR

Type: String

Length: 45

- Don't Know
- Refuse
- Empty

- On Input
- On Output

Array:

Skip Instructions: Goto OTLTSTE

Destination Data Set: POP3

Sponsor Field Type: C

Report Section: 20C

Date Implemented (YYYY-MM-DD): February 2025

OTLTSTE

Field

NEWBSect20C.tbIPOPGRP3.OTLTSTE

Description: Purchase location - State

Form Pane Label: State

SAS Name: OTLTSTE

Tag Name: OTLTSTE

Inherited Universe:

Universe: OTLTTYPE = InPerson {2}

Universe Description: Purchased in person

Help Screen: H_DESTCODE

Question Text: ? [F1]

In what state is ^OTLTSTOR_Fill located?

✦ [Enter the two character state abbreviation](#)

Fills: OTLTSTOR_Fill

Instructions: Fill entry in OTLTSTOR

Type: String

Length: 2

Don't Know
 Refuse
 Empty

On Input
 On Output

Array:

Special Instructions: Use answer type TState - STRING[2], display width 4

Skip Instructions: IF entry is not a valid state abbreviation then goto CK_OTLTSTE

ELSE goto the next appropriate row

Destination Data Set: POP3

Sponsor Field Type: C

Report Section: 20C

Date Implemented (YYYY-MM-DD): February 2025

CK_OTLTSTE

Check

NEWBSect20C.tbIPOPGRP3.CK_OTLTSTE

Description: Not a valid state abbreviation

Inherited Universe:

Universe: (OTLTSTE is not a valid state abbreviation) AND OTLTSTE = RESPONSE

Universe Description: State abbreviation entered is not valid

Text: [✦ Not a valid state abbreviation](#)

Check Instructions:

Type: Hard

Skip Instructions: Go back to OTLTSTE

Field

OTLT_OST
NEWBSect20C.tblPOPGRP3.OTLT_OST

Description: Range edit flag

Form Pane Label:

SAS Name: OTLT_OST

Tag Name:

Inherited Universe:

Universe:

Universe Description:

Question Text:

Type: String

Length: 2

- Don't Know
- Refuse
- Empty

- On Input
- On Output

Array:

Special Instructions: NOTE: See ERR1_OTLTCOST for how to set this field

Valid Values: A1 = Range edit failed (ERR1 check was suppressed)
Blank = Range edit passed

Destination Data Set: POP3

Sponsor Field Type: C

Report Section: 20C

Date Implemented (YYYY-MM-DD): February 2025

Sponsor Edits: FLAG

END_POPGRP3

Field

NEWBSect20C.END_POPGRP3

Description: End of Section 20C - Pop Group 3

Form Pane Label:

SAS Name:

Tag Name:

Inherited Universe:

Universe:

Universe Description:

Question Text:

Type: Classification

Length: 0

- Don't Know
- Refuse
- Empty

- On Input
- On Output

Store Instructions: Set 20C Complete Flag

```
IF Ask_P3[1] = no and Ask_P3[2] = no and  
Ask_P3[3] = no and Ask_P3[4] = no and  
Ask_P3[5] = no and Ask_P3[6] = no and  
Ask_P3[7] = no and Ask_P3[8] = no and  
Ask_P3[9] = no and Ask_P3[10] = no THEN  
set S20C_Complete = 1
```

```
ELSEIF Ask_P3[10] = yes THEN:
```

```
IF tblPOPGRP3[10].PCAT = No {2} or  
tblPOPGRP3[10].PCAT = NONRESPONSE or  
tblPOPGRP3[10].OTLTSTOR contains .COM or  
tblPOPGRP3[10].OTLTSTOR = NONRESPONSE or  
tblPOPGRP3[10].OTLTTYPE = OnLine {1} or  
tblPOPGRP3[10].OTLTTYPE = MailTel {3} or  
tblPOPGRP3[10].OTLTTYPE = Other {4} or  
tblPOPGRP3[10].OTLTTYPE = NONRESPONSE or  
tblPOPGRP3[10].OTLTSTE = RESPONSE or  
tblPOPGRP3[10].OTLTSTE = NONRESPONSE then
```



```
        set S20C_Complete = 1
    ELSE set S20C_Complete = 2
    END

ELSEIF Ask_P3[9] = yes THEN:
    IF tblIPOPGRP3[9].PCAT = No {2} or
       tblIPOPGRP3[9].PCAT = NONRESPONSE or
       tblIPOPGRP3[9].OTLTSTOR contains .COM or
       tblIPOPGRP3[9].OTLTSTOR = NONRESPONSE or
       tblIPOPGRP3[9].OTLTTYPE = OnLine {1} or
       tblIPOPGRP3[9].OTLTTYPE = MailTel {3} or
       tblIPOPGRP3[9].OTLTTYPE = Other {4} or
       tblIPOPGRP3[9].OTLTTYPE = NONRESPONSE or
       tblIPOPGRP3[9].OTLTSTE = RESPONSE or
       tblIPOPGRP3[9].OTLTSTE = NONRESPONSE then
        set S20C_Complete = 1
    ELSE set S20C_Complete = 2
    END

ELSEIF Ask_P3[8] = yes THEN:
    IF tblIPOPGRP3[8].PCAT = No {2} or
       tblIPOPGRP3[8].PCAT = NONRESPONSE or
       tblIPOPGRP3[8].OTLTSTOR contains .COM or
       tblIPOPGRP3[8].OTLTSTOR = NONRESPONSE or
       tblIPOPGRP3[8].OTLTTYPE = OnLine {1} or
       tblIPOPGRP3[8].OTLTTYPE = MailTel {3} or
       tblIPOPGRP3[8].OTLTTYPE = Other {4} or
       tblIPOPGRP3[8].OTLTTYPE = NONRESPONSE or
       tblIPOPGRP3[8].OTLTSTE = RESPONSE or
       tblIPOPGRP3[8].OTLTSTE = NONRESPONSE then
        set S20C_Complete = 1
    ELSE set S20C_Complete = 2
    END

ELSEIF Ask_P3[7] = yes THEN:
    IF tblIPOPGRP3[7].PCAT = No {2} or
       tblIPOPGRP3[7].PCAT = NONRESPONSE or
       tblIPOPGRP3[7].OTLTSTOR contains .COM or
       tblIPOPGRP3[7].OTLTSTOR = NONRESPONSE or
       tblIPOPGRP3[7].OTLTTYPE = OnLine {1} or
       tblIPOPGRP3[7].OTLTTYPE = MailTel {3} or
       tblIPOPGRP3[7].OTLTTYPE = Other {4} or
       tblIPOPGRP3[7].OTLTTYPE = NONRESPONSE or
       tblIPOPGRP3[7].OTLTSTE = RESPONSE or
       tblIPOPGRP3[7].OTLTSTE = NONRESPONSE then
        set S20C_Complete = 1
    ELSE set S20C_Complete = 2
```

END

ELSEIF Ask_P3[6] = yes THEN:

IF tblIPOPGRP3[6].PCAT = No {2} or
tblIPOPGRP3[6].PCAT = NONRESPONSE or
tblIPOPGRP3[6].OTLTSTOR contains .COM or
tblIPOPGRP3[6].OTLTSTOR = NONRESPONSE or
tblIPOPGRP3[6].OTLTTYPE = OnLine {1} or
tblIPOPGRP3[6].OTLTTYPE = MailTel {3} or
tblIPOPGRP3[6].OTLTTYPE = Other {4} or
tblIPOPGRP3[6].OTLTTYPE = NONRESPONSE or
tblIPOPGRP3[6].OTLTSTE = RESPONSE or
tblIPOPGRP3[6].OTLTSTE = NONRESPONSE then
set S20C_Complete = 1
ELSE set S20C_Complete = 2
END

ELSEIF Ask_P3[5] = yes THEN:

IF tblIPOPGRP3[5].PCAT = No {2} or
tblIPOPGRP3[5].PCAT = NONRESPONSE or
tblIPOPGRP3[5].OTLTSTOR contains .COM or
tblIPOPGRP3[5].OTLTSTOR = NONRESPONSE or
tblIPOPGRP3[5].OTLTTYPE = OnLine {1} or
tblIPOPGRP3[5].OTLTTYPE = MailTel {3} or
tblIPOPGRP3[5].OTLTTYPE = Other {4} or
tblIPOPGRP3[5].OTLTTYPE = NONRESPONSE or
tblIPOPGRP3[5].OTLTSTE = RESPONSE or
tblIPOPGRP3[5].OTLTSTE = NONRESPONSE then
set S20C_Complete = 1
ELSE set S20C_Complete = 2
END

ELSEIF Ask_P3[4] = yes THEN:

IF tblIPOPGRP3[4].PCAT = No {2} or
tblIPOPGRP3[4].PCAT = NONRESPONSE or
tblIPOPGRP3[4].OTLTSTOR contains .COM or
tblIPOPGRP3[4].OTLTSTOR = NONRESPONSE or
tblIPOPGRP3[4].OTLTTYPE = OnLine {1} or
tblIPOPGRP3[4].OTLTTYPE = MailTel {3} or
tblIPOPGRP3[4].OTLTTYPE = Other {4} or
tblIPOPGRP3[4].OTLTTYPE = NONRESPONSE or
tblIPOPGRP3[4].OTLTSTE = RESPONSE or
tblIPOPGRP3[4].OTLTSTE = NONRESPONSE then
set S20C_Complete = 1
ELSE set S20C_Complete = 2
END

```
ELSEIF Ask_P3[3] = yes THEN:  
  IF tbIPOPGRP3[3].PCAT = No {2} or  
    tbIPOPGRP3[3].PCAT = NONRESPONSE or  
    tbIPOPGRP3[3].OTLTSTOR contains .COM or  
    tbIPOPGRP3[3].OTLTSTOR = NONRESPONSE or  
    tbIPOPGRP3[3].OTLTTYPE = OnLine {1} or  
    tbIPOPGRP3[3].OTLTTYPE = MailTel {3} or  
    tbIPOPGRP3[3].OTLTTYPE = Other {4} or  
    tbIPOPGRP3[3].OTLTTYPE = NONRESPONSE or  
    tbIPOPGRP3[3].OTLTSTE = RESPONSE or  
    tbIPOPGRP3[3].OTLTSTE = NONRESPONSE then  
    set S20C_Complete = 1  
  ELSE set S20C_Complete = 2  
END
```

```
ELSEIF Ask_P3[2] = yes THEN:  
  IF tbIPOPGRP3[2].PCAT = No {2} or  
    tbIPOPGRP3[2].PCAT = NONRESPONSE or  
    tbIPOPGRP3[2].OTLTSTOR contains .COM or  
    tbIPOPGRP3[2].OTLTSTOR = NONRESPONSE or  
    tbIPOPGRP3[2].OTLTTYPE = OnLine {1} or  
    tbIPOPGRP3[2].OTLTTYPE = MailTel {3} or  
    tbIPOPGRP3[2].OTLTTYPE = Other {4} or  
    tbIPOPGRP3[2].OTLTTYPE = NONRESPONSE or  
    tbIPOPGRP3[2].OTLTSTE = RESPONSE or  
    tbIPOPGRP3[2].OTLTSTE = NONRESPONSE then  
    set S20C_Complete = 1  
  ELSE set S20C_Complete = 2  
END
```

```
ELSEIF Ask_P3[1] = yes THEN:  
  IF tbIPOPGRP3[1].PCAT = No {2} or  
    tbIPOPGRP3[1].PCAT = NONRESPONSE or  
    tbIPOPGRP3[1].OTLTSTOR contains .COM or  
    tbIPOPGRP3[1].OTLTSTOR = NONRESPONSE or  
    tbIPOPGRP3[1].OTLTTYPE = OnLine {1} or  
    tbIPOPGRP3[1].OTLTTYPE = MailTel {3} or  
    tbIPOPGRP3[1].OTLTTYPE = Other {4} or  
    tbIPOPGRP3[1].OTLTTYPE = NONRESPONSE or  
    tbIPOPGRP3[1].OTLTSTE = RESPONSE or  
    tbIPOPGRP3[1].OTLTSTE = NONRESPONSE then  
    set S20C_Complete = 1  
  ELSE set S20C_Complete = 2  
  END  
END
```

Array:

Skip Instructions: Exit section 20C and goto the next appropriate section

Field

POP4_AskFlags

NEWBSect20C.POP4_AskFlags

Description: Set PopGrp 4 "Ask" flags

Form Pane Label:

SAS Name:

Tag Name:

Inherited Universe:

Universe:

Universe Description:

Question Text:

Type: Classification

Length: 0

- Don't Know
- Refuse
- Empty

- On Input
- On Output

Store Instructions: Set question eligibility flags

```
IF VAL(RT10.POPGRP) = 4 and SECTCOMP[15] = 1 THEN:
```

```
IF BSect15.LP15_Flag[10] = no then set Ask_P4[1] = yes  
ENDIF
```

```
IF BSect15.LP15_Flag[10] = no then set Ask_P4[2] = yes  
ENDIF
```

```
IF BSect15.LP15_Flag[2] = no then set Ask_P4[3] = yes  
ENDIF
```

```
IF BSect15.LP15_Flag[4] = no then set Ask_P4[4] = yes  
ENDIF
```

```
IF BSect15.LP15_Flag[6] = no then set Ask_P4[5] = yes  
ENDIF
```

```
IF BSect15.LP15_Flag[5] = no then set Ask_P4[6] = yes  
ENDIF  
END
```

Array:

Field

Ask_P4
NEWBSect20C.Ask_P4

Description: POP Group 4 - Ask flag

Form Pane Label:

SAS Name:

Tag Name:

Inherited Universe:

Universe:

Universe Description:

Question Text:

Type: Enumerated

Length: 1

Answer List: TYesNo

Value:	Mnemonic:	Description:
1	Yes	Yes
2	No	No

- Don't Know
- Refuse
- Empty

- On Input
- On Output

Array:

Number of Elements: 6

Special Instructions: NOTE: Array positions represent the question order.

For example, array position 1 corresponds to the first POP group 4 outlet question (row 1) - TblPOPGRP4[1].PCAT

Instrument SAS Name: Ask_P4

Destination Data Set: POP4

Sponsor Field Type: N

Report Section: 20C

Date Implemented (YYYY-MM-DD): February 2025

Field

P4CAT
NEWBSect20C.P4CAT

Description: POP Group 4 - CPI POP Category

Form Pane Label:

SAS Name:

Tag Name:

Inherited Universe:

Universe:

Universe Description:

Question Text:

Type: String

Length: 3

- Don't Know
- Refuse
- Empty

- On Input
- On Output

Store Instructions: P4CAT[1] := E01
P4CAT[2] := E02
P4CAT[3] := E06
P4CAT[4] := E05
P4CAT[5] := E04
P4CAT[6] := E07

Array:

Number of Elements: 6

Special Instructions: NOTE: These should be in the order they are to be asked.

Destination Data Set: POP4

Report Section: 20C

Date Implemented (YYYY-MM-DD): February 2025

P4Time

Field

NEWBSect20C.P4Time

Description: POP Group 4 - Time Reference

Form Pane Label:

SAS Name:

Tag Name:

Inherited Universe:

Universe:

Universe Description:

Question Text:

Type: Integer

Length: 2

Min: 1

Max: 12

- Don't Know
- Refuse
- Empty

- On Input
- On Output

Store Instructions: P4Time[1] := 12
P4Time[2] := 12
P4Time[3] := 12
P4Time[4] := 12
P4Time[5] := 12
P4Time[6] := 5

Array:

Number of Elements: 6

Special Instructions: NOTE: 6 = six months
12 = twelve months
2 = two years
5 = five years

Destination Data Set: POP4

Report Section: 20C

Date Implemented (YYYY-MM-DD): February 2025

P4SoftLowerLimit

Field

NEWBSect20C.P4SoftLowerLimit

Description: Lower ranges for ERR1_OTLTCOST

Form Pane Label:

SAS Name:

Tag Name:

Inherited Universe:

Universe:

Universe Description:

Question Text:

Type: Integer

Length: 8

Min: 0

Max: 99999999

- Don't Know
- Refuse
- Empty

- On Input
- On Output

Store Instructions: P4SoftLowerLimit[1] := 9
P4SoftLowerLimit[2] := 9
P4SoftLowerLimit[3] := 20
P4SoftLowerLimit[4] := 10
P4SoftLowerLimit[5] := 100
P4SoftLowerLimit[6] := 10

Array:

Number of Elements: 6

Report Section: 20C

Date Implemented (YYYY-MM-DD): February 2025

Field

P4SoftUpperLimit

NEWBSect20C.P4SoftUpperLimit

Description: Upper ranges for ERR1_OTLTCOST

Form Pane Label:

SAS Name:

Tag Name:

Inherited Universe:

Universe:

Universe Description:

Question Text:

Type: Integer

Length: 8

Min: 0

Max: 99999999

- Don't Know
- Refuse
- Empty

- On Input
- On Output

Store Instructions: P4SoftUpperLimit[1] := 750
P4SoftUpperLimit[2] := 750
P4SoftUpperLimit[3] := 2500
P4SoftUpperLimit[4] := 6000
P4SoftUpperLimit[5] := 19999
P4SoftUpperLimit[6] := 2500

Array:

Number of Elements: 6

Report Section: 20C

Date Implemented (YYYY-MM-DD): February 2025

PGRP4_INTRO

Field

NEWBSect20C.PGRP4_INTRO

Description: Introduction

Form Pane Label: Intro

SAS Name:

Tag Name: PGRP4_INTRO

Inherited Universe:

Universe: P4[1] = yes OR P4[2] = yes OR P4[3] = yes OR P4[4] = yes OR P4[5] = yes OR P4[6] = yes

Universe Description:

Question Text: The next few questions are about expenses made by ^YOU_ANYONE during the last five years, that is, as far back as ^FiveYears. We have used the responses that you've already given us to shorten this part of the interview, so I'll only be asking you about expenses that you told me that you did not have in the last three months.

Fills: YOU_ANYONE

Instructions: IF NUMHOUSE = 1 then fill "you"
ELSE fill "you or anyone in your household"

Fills: FiveYears

Instructions: Set FiveYears = Current Year minus 5 years

Type: Enumerated

Length: 1

Answer List: TContinue

Value:	Mnemonic:	Description:
1	Continue	Enter 1 to Continue

- Don't Know
- Refuse
- Empty

- On Input
- On Output

Array:

Skip Instructions: Goto tblPOPGRP3

Sponsor Field Type: N

Report Section: 20C

Date Implemented (YYYY-MM-DD): April 2019

tbIPOPGRP4

Block

NEWBSect20C.tbIPOPGRP4

Description: Extended Recall Questions for Pop Group 4

Tab Name:

Fly Over Name:

Universe Type: If

Inherited Universe:

Universe: PGRP4_INTRO = Continue

Universe Description:

Array:

Block Instructions: Allow 11 rows

Field

PRow
NEWBSect20C.tbIPOPGRP4.PRow

Description: Row Number - DO NOT DISPLAY

Form Pane Label:

SAS Name:

Tag Name:

Inherited Universe:

Universe:

Universe Description:

Question Text:

Type: Integer

Length: 2

Min: 1

Max: 6

- Don't Know
- Refuse
- Empty

- On Input
- On Output

Store Instructions: Set PRow = row number starting with 1

Array:

Report Section: 20C

Date Implemented (YYYY-MM-DD): February 2025

PCATDesc

Field

NEWBSect20C.tbIPOPGRP4.PCATDesc

Description: Item Description - SHOW field

Form Pane Label: Description

SAS Name:

Tag Name:

Inherited Universe:

Universe:

Universe Description:

Question Text: SHOW ONLY

Type: String

Length: 30

- Don't Know
- Refuse
- Empty

- On Input
- On Output

Store Instructions: Set Description as follows:

For Row 1 set Description = 'College Books'

For Row 2 set Description = 'Grade School Books'

For Row 3 set Description = 'Day Care'

For Row 4 set Description = 'Grade School Tuition'

For Row 5 set Description = 'College Tuition'

For Row 6 set Description = 'Vocational School Tuition'

Array:

Report Section: 20C

Date Implemented (YYYY-MM-DD): February 2025

Field

PCAT
NEWBSect20C.tbIPOPGRP4.PCAT

Description: Outlet Screener Question

Form Pane Label: Item

SAS Name: PCAT

Tag Name: PCAT

Inherited Universe:

Universe: (Ask_P4[1] = yes AND PRow = 1) OR (Ask_P4[2] = yes AND PRow = 2) OR
(Ask_P4[3] = yes AND PRow = 3) OR (Ask_P4[4] = yes AND PRow = 4) OR
(Ask_P4[5] = yes AND PRow = 5) OR (Ask_P4[6] = yes AND PRow = 6)

Universe Description:

Question Text: ^P4CATIntro_Fill have ^YOU_ANYONE ^P4FillText

Fills: P4CATIntro_Fill

Instructions: IF P4Time[Prow] = 6 and IntroFlag6 = EMPTY
then fill "Now, please think about the last six months, since the first of
^SixMonthsAgo"
ELSEIF P4Time[Prow] = 6 fill "In the last SIX MONTHS,"

IF P4Time[Prow] = 12 and IntroFlag12 = EMPTY
then fill "Now, please think about the last twelve months, since the first of
^TwelveMonthsAgo"
ELSEIF P4Time[Prow] = 12 fill "In the last TWELVE MONTHS,"

IF P4Time[Prow] = 2 and IntroFlag2 = EMPTY
then fill "Now, please think about the last two years, since the first of
^TwoYearsAgo"
ELSEIF P4Time[Prow] = 2 fill "In the last TWO YEARS,"

IF P4Time[Prow] = 5 and IntroFlag5 = EMPTY
then fill "Now, please think about the last five years, since the first of
^FiveYearsAgo"
ELSEIF P4Time[Prow] = 5 fill "In the last FIVE YEARS,"

Fills: SixMonthsAgo

Instructions: IF CUR_MONTHNUM = 01 then fill "July YEAR minus 1 year"
ELSEIF CUR_MONTHNUM = 02 then fill "August YEAR minus 1 year"
ELSEIF CUR_MONTHNUM = 03 then fill "September YEAR minus 1 year"
ELSEIF CUR_MONTHNUM = 04 then fill "October YEAR minus 1 year"

ELSEIF CUR_MONTHNUM = 05 then fill "November YEAR minus 1 year"
ELSEIF CUR_MONTHNUM = 06 then fill "December YEAR minus 1 year"
ELSEIF CUR_MONTHNUM = 07 then fill "January YEAR"
ELSEIF CUR_MONTHNUM = 08 then fill "February YEAR"
ELSEIF CUR_MONTHNUM = 09 then fill "March YEAR"
ELSEIF CUR_MONTHNUM = 10 then fill "April YEAR"
ELSEIF CUR_MONTHNUM = 11 then fill "May YEAR"
ELSEIF CUR_MONTHNUM = 12 then fill "June YEAR"

Fills: TwelveMonthsAgo

Instructions: IF CUR_MONTHNUM = 01 then fill "December YEAR minus 2 years"
ELSEIF CUR_MONTHNUM = 02 then fill "January YEAR minus 1 year"
ELSEIF CUR_MONTHNUM = 03 then fill "February YEAR minus 1 year"
ELSEIF CUR_MONTHNUM = 04 then fill "March YEAR minus 1 year"
ELSEIF CUR_MONTHNUM = 05 then fill "April YEAR minus 1 year"
ELSEIF CUR_MONTHNUM = 06 then fill "May YEAR minus 1 year"
ELSEIF CUR_MONTHNUM = 07 then fill "June YEAR minus 1 year"
ELSEIF CUR_MONTHNUM = 08 then fill "July YEAR minus 1 year"
ELSEIF CUR_MONTHNUM = 09 then fill "August YEAR minus 1 year"
ELSEIF CUR_MONTHNUM = 10 then fill "September YEAR minus 1 year"
ELSEIF CUR_MONTHNUM = 11 then fill "October YEAR minus 1 year"
ELSEIF CUR_MONTHNUM = 12 then fill "November YEAR minus 1 year"

Fills: TwoYearsAgo

Instructions: IF CUR_MONTHNUM = 01 then fill "December YEAR minus 3 years"
ELSEIF CUR_MONTHNUM = 02 then fill "January YEAR minus 2 years"
ELSEIF CUR_MONTHNUM = 03 then fill "February YEAR minus 2 years"
ELSEIF CUR_MONTHNUM = 04 then fill "March YEAR minus 2 years"
ELSEIF CUR_MONTHNUM = 05 then fill "April YEAR minus 2 years"
ELSEIF CUR_MONTHNUM = 06 then fill "May YEAR minus 2 years"
ELSEIF CUR_MONTHNUM = 07 then fill "June YEAR minus 2 years"
ELSEIF CUR_MONTHNUM = 08 then fill "July YEAR minus 2 years"
ELSEIF CUR_MONTHNUM = 09 then fill "August YEAR minus 2 years"
ELSEIF CUR_MONTHNUM = 10 then fill "September YEAR minus 2 years"
ELSEIF CUR_MONTHNUM = 11 then fill "October YEAR minus 2 years"
ELSEIF CUR_MONTHNUM = 12 then fill "November YEAR minus 2 years"

Fills: FiveYearsAgo

Instructions: IF CUR_MONTHNUM = 01 then fill "December YEAR minus 6 years"
ELSEIF CUR_MONTHNUM = 02 then fill "January YEAR minus 5 years"
ELSEIF CUR_MONTHNUM = 03 then fill "February YEAR minus 5 years"
ELSEIF CUR_MONTHNUM = 04 then fill "March YEAR minus 5 years"
ELSEIF CUR_MONTHNUM = 05 then fill "April YEAR minus 5 years"
ELSEIF CUR_MONTHNUM = 06 then fill "May YEAR minus 5 years"
ELSEIF CUR_MONTHNUM = 07 then fill "June YEAR minus 5 years"
ELSEIF CUR_MONTHNUM = 08 then fill "July YEAR minus 5 years"

ELSEIF CUR_MONTHNUM = 09 then fill "August YEAR minus 5 years"
ELSEIF CUR_MONTHNUM = 10 then fill "September YEAR minus 5 years"
ELSEIF CUR_MONTHNUM = 11 then fill "October YEAR minus 5 years"
ELSEIF CUR_MONTHNUM = 12 then fill "November YEAR minus 5 years"

Fills: YOU_ANYONE

Instructions: **IF NUMHOUSE = 1 then fill "you"**
ELSE fill "you or anyone in your household"

Fills: P4FillText

Instructions: **P4FillText[1] := 'purchased any college or university textbooks?'**

P4FillText[2] := 'purchased any textbooks for elementary through high school?'

P4FillText[3] := 'had any expenses for day care providers including nursery school?'

P4FillText[4] := 'had any expenses for tuition or fixed fees for elementary through high school?'

P4FillText[5] := 'had any expenses for tuition or fixed fees for college or university?'

P4FillText[6] := 'had any expenses for tuition or fixed fees for technical or vocational school?'

Type: Enumerated

Length: 1

Answer List: TYesNo

Value:	Mnemonic:	Description:
1	Yes	Yes
2	No	No

- Don't Know
- Refuse
- Empty

- On Input
- On Output

Store Instructions: Set IntroFlag:
If PCAT = RESPONSE or PCAT = NONRESPONSE THEN:
If P4TIME[PRow] = 6 then set IntroFlag6 = 1
If P4TIME[PRow] = 12 then set IntroFlag12 = 1

If P4TIME[PRow] = 2 then set IntroFlag2 = 1
If P4TIME[PRow] = 5 then set IntroFlag5 = 1

Array:

Skip Instructions: 1: Goto POPSCAT

2,DK,RF: Goto the next appropriate row

Destination Data Set: POP4

Sponsor Field Type: C

Report Section: 20C

Date Implemented (YYYY-MM-DD): February 2025

Field

POPSCAT

NEWBSect20C.tbIPOPGRP4.POPSCAT

Description: CPI Pop Category

Form Pane Label:

SAS Name:

Tag Name:

Inherited Universe:

Universe: PCAT = Yes {1}

Universe Description:

Question Text:

Type: String

Length: 3

- Don't Know
- Refuse
- Empty

- On Input
- On Output

Store Instructions: If PCAT = Yes {1} then set POPSCAT = P4CAT[PRow]

Array:

Skip Instructions: Goto OTLTCOST

Destination Data Set: POP4

Sponsor Field Type: C

Report Section: 20C

Date Implemented (YYYY-MM-DD): February 2025

OTLTCOST

Field

NEWBSect20C.tbIPOPGRP4.OTLTCOST

Description: Purchase price

Form Pane Label: Cost

SAS Name: OTLTCOST

Tag Name: OTLTCOST

Inherited Universe:

Universe: PCAT = Yes {1}

Universe Description:

Question Text: In the last ^P4Fill1_Cost, how much ^P4Fill2_Cost ^P4FillTextC?

Fills: P4Fill1_Cost

Instructions: IF P4Time[PRow] = 6 then fill 'SIX MONTHS'
ELSEIF P4Time[PRow] = 12 then fill '12 MONTHS'
ELSEIF P4Time[PRow] = 2 then fill 'TWO YEARS'
ELSEIF P4Time[PRow] = 5 then fill 'FIVE YEARS'

Fills: P4Fill2_Cost

Instructions: IF PRow = 3, 4, 5 or 6 then fill 'was ^YR_YRCUS last expense for'
Else fill 'did ^YOU_YRCU spend on your last purchase of'

Fills: YR_YRCUS

Instructions: IF NUMHOUSE = 1 then fill "your"
ELSE fill "your household's"

Fills: YOU_YRCU

Instructions: IF NUMHOUSE = 1 then fill "you"
ELSE fill "your household"

Fills: P4FillTextC

Instructions: P4FillTextC[1] := 'college or university textbooks'
P4FillTextC[2] := 'textbooks for elementary through high school'
P4FillTextC[3] := 'day care providers including nursery school'
P4FillTextC[4] := 'tuition or fixed fees for elementary through high school'
P4FillTextC[5] := 'tuition or fixed fees for college or university'
P4FillTextC[6] := 'tuition or fixed fees for technical or vocational school'

Type: Integer

Length: 7

Min: 1

Max: 999999

Don't Know

Refuse

Empty

On Input

On Output

Array:

Special Instructions: Display a \$ and comma in the entry field

Skip Instructions: IF OTLTCOST < P4SoftLowerLimit[PRow] or
OTLTCOST > P4SoftUpperLimit[PRow]
then goto ERR1_OTLTCOST

ELSE goto OTLTSTOR

Destination Data Set: POP4

Sponsor Field Type: N

Report Section: 20C

Date Implemented (YYYY-MM-DD): February 2025

ERR1_OTLTCOST

Check

NEWBSect20C.tbIPOPGRP4.ERR1_OTLTCOST

Description: Out of Range Check

Inherited Universe:

Universe: (OTLTCOST < P4SoftLowerLimit[PRow] or OTLTCOST > P4SoftUpperLimit[PRow])
AND OTLTCOST = RESPONSE

Universe Description:

Text: * THE VALUE ENTERED IS UNUSUALLY HIGH OR LOW

PLEASE VERIFY AND, IF CORRECT, ENTER ITEM LEVEL NOTE

Check Instructions: If error is suppressed, then set OTLT_OST = 'A1'

Type: Soft

Skip Instructions: Suppress: Goto OTLTSTOR

All others, go back to OTLTCOST

Field

OTLTSTOR
NEWBSect20C.tbIPOPGRP4.OTLTSTOR

Description: Where Purchased

Form Pane Label: Business

SAS Name: OTLTSTOR

Tag Name: OTLTSTOR

Inherited Universe:

Universe: PCAT = Yes {1}

Universe Description:

Question Text: What is the name of the business where ^P4Fill_STOR?

✦ Enter store, website, or company name

Fills: P4Fill_STOR

Instructions: IF PRow = 3, 4, 5 or 6 then fill ''^YOU_YRCU had this expense';
Else fill ''this was last purchased';

Fills: YOU_YRCU

Instructions: IF NUMHOUSE = 1 then fill "you"
ELSE fill "your household"

Type: String

Length: 45

Don't Know

Refuse

Empty

On Input

On Output

Array:

Special Instructions: IF uppercase entry contains '.COM'
then set OTLTTYPE = 1 and "keep" and "Show"

Skip Instructions: IF uppercase entry does not contain '.COM'
and is not a DK or RF then goto OTLTTYPE

ELSE goto the next appropriate row

Destination Data Set: POP4

Sponsor Field Type: C

Report Section: 20C

Date Implemented (YYYY-MM-DD): February 2025

Field

OTLTTYPE
NEWBSect20C.tblPOPGRP4.OTLTTYPE

Description: Purchased Online or in person

Form Pane Label: Online

SAS Name: OTLTTYPE

Tag Name: OTLTTYPE

Inherited Universe:

Universe: (Prow = 1-10 AND OTLTSTOR = RESPONSE AND UPPERCASE(OTLTSTOR) does not contain '.COM')
OR
(Prow = 11 AND [(OTLTPOS = Direct {1} or OTLTPOS = NONRESPONSE) and OTLTSTOR = RESPONSE and UPPERCASE(OTLTSTOR) does not contain '.COM') or (OTLTPSTO = RESPONSE and UPPERCASE(OTLTPSTO) does not contain '.COM')])

Universe Description: Business name is not DK, RF or .COM

Question Text: Was this paid for -

Type: Enumerated

Length: 1

Answer List: TOnline

Value:	Mnemonic:	Description:
1	Online	Online?
2	InPerson	In person?
3	MailTel	By mail or telephone order?
4	Other	Other

Don't Know
 Refuse
 Empty

On Input
 On Output

Array:

Special Instructions: Answer list descriptions for options 1-3 should be bold black

Skip Instructions: 1,3,4,DK,RF: Goto next appropriate row

2: Goto OTLTCITY

Destination Data Set: POP4

Sponsor Field Type: C

Report Section: 20C

Date Implemented (YYYY-MM-DD): February 2025

Field

OTLTCITY
NEWBSect20C.tbIPOPGRP4.OTLTCITY

Description: Purchase location - City

Form Pane Label: Location - City

SAS Name: OTLTCITY

Tag Name: OTLTCITY

Inherited Universe:

Universe: OTLTTYPE = InPerson {2}

Universe Description: Purchased in person

Question Text: In what city is ^OTLTSTOR_Fill located?

Fills: OTLTSTOR_Fill

Instructions: Fill entry in OTLTSTOR

Type: String

Length: 45

- Don't Know
- Refuse
- Empty

- On Input
- On Output

Array:

Skip Instructions: Goto OTLTSTE

Destination Data Set: POP4

Sponsor Field Type: C

Report Section: 20C

Date Implemented (YYYY-MM-DD): February 2025

OTLTSTE

Field

NEWBSect20C.tbIPOPGRP4.OTLTSTE

Description: Purchase location - State

Form Pane Label: State

SAS Name: OTLTSTE

Tag Name: OTLTSTE

Inherited Universe:

Universe: OTLTTYPE = InPerson {2}

Universe Description: Purchased in person

Help Screen: H_DESTCODE

Question Text: ? [F1]

In what state is ^OTLTSTOR_Fill located?

✦ [Enter the two character state abbreviation](#)

Fills: OTLTSTOR_Fill

Instructions: Fill entry in OTLTSTOR

Type: String

Length: 2

Don't Know
 Refuse
 Empty

On Input
 On Output

Array:

Special Instructions: Use answer type TState - STRING[2], display width 4

Skip Instructions: IF entry is not a valid state abbreviation then goto CK_OTLTSTE

ELSE goto the next appropriate row

Destination Data Set: POP4

Sponsor Field Type: C

Report Section: 20C

Date Implemented (YYYY-MM-DD): February 2025

CK_OTLTSTE

Check

NEWBSect20C.tbIPOPGRP4.CK_OTLTSTE

Description: Not a valid state abbreviation

Inherited Universe:

Universe: (OTLTSTE is not a valid state abbreviation) AND OTLTSTE = RESPONSE

Universe Description: State abbreviation entered is not valid

Text: [✦ Not a valid state abbreviation](#)

Check Instructions:

Type: Hard

Skip Instructions: Go back to OTLTSTE

Field

OTLT_OST
NEWBSect20C.tblPOPGRP4.OTLT_OST

Description: Range edit flag

Form Pane Label:

SAS Name: OTLT_OST

Tag Name:

Inherited Universe:

Universe:

Universe Description:

Question Text:

Type: String

Length: 2

Don't Know

Refuse

Empty

On Input

On Output

Array:

Special Instructions: NOTE: See ERR1_OTLTCOST for how to set this field

Valid Values: A1 = Range edit failed (ERR1 check was suppressed)

Blank = Range edit passed

Destination Data Set: POP4

Sponsor Field Type: C

Report Section: 20C

Date Implemented (YYYY-MM-DD): February 2025

Sponsor Edits: FLAG

END_POPGRP4

Field

NEWBSect20C.END_POPGRP4

Description: End of Section 20C - Pop Group 4

Form Pane Label:

SAS Name:

Tag Name:

Inherited Universe:

Universe:

Universe Description:

Question Text:

Type: Classification

Length: 0

Don't Know

Refuse

Empty

On Input

On Output

Store Instructions: IF Ask_P4[1] = no and Ask_P4[2] = no and Ask_P4[3] = no
and Ask_P4[4] = no and Ask_P4[5] = no and Ask_P4[6] = no
THEN set S20C_Complete = 1

ELSEIF Ask_P4[6] = yes THEN:

IF tbIPOPGRP4[6].PCAT = No {2} or

tbIPOPGRP4[6].PCAT = NONRESPONSE or

tbIPOPGRP4[6].OTLTSTOR contains .COM or

tbIPOPGRP4[6].OTLTSTOR = NONRESPONSE or

tbIPOPGRP4[6].OTLTTYPE = OnLine {1} or

tbIPOPGRP4[6].OTLTTYPE = MailTel {3} or

tbIPOPGRP4[6].OTLTTYPE = Other {4} or

tbIPOPGRP4[6].OTLTTYPE = NONRESPONSE or

tbIPOPGRP4[6].OTLTSTE = RESPONSE or

tbIPOPGRP4[6].OTLTSTE = NONRESPONSE then

set S20C_Complete = 1

ELSE set S20C_Complete = 2

END

```
ELSEIF Ask_P4[5] = yes THEN:  
  IF tblIPOPGRP4[5].PCAT = No {2} or  
    tblIPOPGRP4[5].PCAT = NONRESPONSE or  
    tblIPOPGRP4[5].OTLTSTOR contains .COM or  
    tblIPOPGRP4[5].OTLTSTOR = NONRESPONSE or  
    tblIPOPGRP4[5].OTLTTYPE = OnLine {1} or  
    tblIPOPGRP4[5].OTLTTYPE = MailTel {3} or  
    tblIPOPGRP4[5].OTLTTYPE = Other {4} or  
    tblIPOPGRP4[5].OTLTTYPE = NONRESPONSE or  
    tblIPOPGRP4[5].OTLTSTE = RESPONSE or  
    tblIPOPGRP4[5].OTLTSTE = NONRESPONSE then  
    set S20C_Complete = 1  
  ELSE set S20C_Complete = 2  
END
```

```
ELSEIF Ask_P4[4] = yes THEN:  
  IF tblIPOPGRP4[4].PCAT = No {2} or  
    tblIPOPGRP4[4].PCAT = NONRESPONSE or  
    tblIPOPGRP4[4].OTLTSTOR contains .COM or  
    tblIPOPGRP4[4].OTLTSTOR = NONRESPONSE or  
    tblIPOPGRP4[4].OTLTTYPE = OnLine {1} or  
    tblIPOPGRP4[4].OTLTTYPE = MailTel {3} or  
    tblIPOPGRP4[4].OTLTTYPE = Other {4} or  
    tblIPOPGRP4[4].OTLTTYPE = NONRESPONSE or  
    tblIPOPGRP4[4].OTLTSTE = RESPONSE or  
    tblIPOPGRP4[4].OTLTSTE = NONRESPONSE then  
    set S20C_Complete = 1  
  ELSE set S20C_Complete = 2  
END
```

```
ELSEIF Ask_P4[3] = yes THEN:  
  IF tblIPOPGRP4[3].PCAT = No {2} or  
    tblIPOPGRP4[3].PCAT = NONRESPONSE or  
    tblIPOPGRP4[3].OTLTSTOR contains .COM or  
    tblIPOPGRP4[3].OTLTSTOR = NONRESPONSE or  
    tblIPOPGRP4[3].OTLTTYPE = OnLine {1} or  
    tblIPOPGRP4[3].OTLTTYPE = MailTel {3} or  
    tblIPOPGRP4[3].OTLTTYPE = Other {4} or  
    tblIPOPGRP4[3].OTLTTYPE = NONRESPONSE or  
    tblIPOPGRP4[3].OTLTSTE = RESPONSE or  
    tblIPOPGRP4[3].OTLTSTE = NONRESPONSE then  
    set S20C_Complete = 1  
  ELSE set S20C_Complete = 2  
END
```

```
ELSEIF Ask_P4[2] = yes THEN:  
  IF tblIPOPGRP4[2].PCAT = No {2} or
```

```
tbIPOPGRP4[2].PCAT = NONRESPONSE or  
tbIPOPGRP4[2].OTLTSTOR contains .COM or  
tbIPOPGRP4[2].OTLTSTOR = NONRESPONSE or  
tbIPOPGRP4[2].OTLTTYPE = OnLine {1} or  
tbIPOPGRP4[2].OTLTTYPE = MailTel {3} or  
tbIPOPGRP4[2].OTLTTYPE = Other {4} or  
tbIPOPGRP4[2].OTLTTYPE = NONRESPONSE or  
tbIPOPGRP4[2].OTLTSTE = RESPONSE or  
tbIPOPGRP4[2].OTLTSTE = NONRESPONSE then  
    set S20C_Complete = 1  
ELSE set S20C_Complete = 2  
END
```

ELSEIF Ask_P4[1] = yes THEN:

```
IF tbIPOPGRP4[1].PCAT = No {2} or  
   tbIPOPGRP4[1].PCAT = NONRESPONSE or  
   tbIPOPGRP4[1].OTLTSTOR contains .COM or  
   tbIPOPGRP4[1].OTLTSTOR = NONRESPONSE or  
   tbIPOPGRP4[1].OTLTTYPE = OnLine {1} or  
   tbIPOPGRP4[1].OTLTTYPE = MailTel {3} or  
   tbIPOPGRP4[1].OTLTTYPE = Other {4} or  
   tbIPOPGRP4[1].OTLTTYPE = NONRESPONSE or  
   tbIPOPGRP4[1].OTLTSTE = RESPONSE or  
   tbIPOPGRP4[1].OTLTSTE = NONRESPONSE then  
    set S20C_Complete = 1  
ELSE set S20C_Complete = 2  
END  
END
```

Array:

Skip Instructions: Exit section 20C and goto the next appropriate section

Field

POP5_AskFlags

NEWBSect20C.POP5_AskFlags

Description: Set PopGrp 5 "Ask" flags

Form Pane Label:

SAS Name:

Tag Name:

Inherited Universe:

Universe:

Universe Description:

Question Text:

Type: Classification

Length: 0

- Don't Know
- Refuse
- Empty

- On Input
- On Output

Store Instructions: IF VAL(RT10.POPGRP) = 5 and SECTCOMP[6] = 1 and SECTCOMP[18] = 1 THEN:

```
IF BSECT18.LP18A_Flag[1] = no then
  set Ask_P5[1] = yes
ENDIF
```

```
IF BSEC6PT.LP6B_Flag[21] = no then
  set Ask_P5[2] = yes
ENDIF
```

```
IF BSEC6PT.LP6B_Flag[22] = no and
  BSEC6PT.LP6B_Flag[23] = no then
  set Ask_P5[3] = yes
ENDIF
```

```
IF BSEC6PT.LP6B_Flag[24] = no and
  BSEC6PT.LP6B_Flag[25] = no and
  BSEC6PT.LP6B_Flag[26] = no then
  set Ask_P5[4] = yes
ENDIF
```

ENDIF

Array:

Field

Ask_P5
NEWBSect20C.Ask_P5

Description: POP Group 5 - Ask flag

Form Pane Label:

SAS Name:

Tag Name:

Inherited Universe:

Universe:

Universe Description:

Question Text:

Type: Enumerated

Length: 1

Answer List: TYesNo

Value:	Mnemonic:	Description:
1	Yes	Yes
2	No	No

- Don't Know
- Refuse
- Empty

- On Input
- On Output

Array:

Number of Elements: 4

Special Instructions: NOTE: Array positions represent the question order.

For example, array position 1 corresponds to the first POP group 5 outlet question (row 1) - TblPOPGRP5[1].PCAT

Instrument SAS Name: Ask_P5

Destination Data Set: POP5

Report Section: 20C

Date Implemented (YYYY-MM-DD): February 2025

Field

P5CAT
NEWBSect20C.P5CAT

Description: POP Group 5 - CPI POP Category

Form Pane Label:

SAS Name:

Tag Name:

Inherited Universe:

Universe:

Universe Description:

Question Text:

Type: String

Length: 3

Don't Know

Refuse

Empty

On Input

On Output

Store Instructions: P5CAT[1] := A01

P5CAT[2] := R01

P5CAT[3] := R03

P5CAT[4] := R06

Array:

Number of Elements: 4

Special Instructions: NOTE: These should be in the order they are to be asked.

Destination Data Set: POP5

Report Section: 20C

Date Implemented (YYYY-MM-DD): February 2025

P5Time

Field

NEWBSect20C.P5Time

Description: POP Group 5 - Time Reference

Form Pane Label:

SAS Name:

Tag Name:

Inherited Universe:

Universe:

Universe Description:

Question Text:

Type: Integer

Length: 2

Min: 1

Max: 12

- Don't Know
- Refuse
- Empty

- On Input
- On Output

Store Instructions: P5Time[1] := 12

P5Time[2] := 12

P5Time[3] := 12

P5Time[4] := 12

Array:

Number of Elements: 4

Special Instructions: NOTE: 6 = six months
12 = twelve months
2 = two years
5 = five years

Destination Data Set: POP5

Report Section: 20C

Date Implemented (YYYY-MM-DD): February 2025

P5SoftLowerLimit

Field

NEWBSect20C.P5SoftLowerLimit

Description: Lower ranges for ERR1_OTLTCOST

Form Pane Label:

SAS Name:

Tag Name:

Inherited Universe:

Universe:

Universe Description:

Question Text:

Type: Integer

Length: 8

Min: 0

Max: 99999999

- Don't Know
- Refuse
- Empty

- On Input
- On Output

Store Instructions: P5SoftLowerLimit[1] := 1
P5SoftLowerLimit[2] := 10
P5SoftLowerLimit[3] := 25
P5SoftLowerLimit[4] := 5

Array:

Number of Elements: 4

Report Section: 20C

Date Implemented (YYYY-MM-DD): February 2025

Field

P5SoftUpperLimit
NEWBSect20C.P5SoftUpperLimit

Description: Upper ranges for ERR1_OTLTCOST

Form Pane Label:

SAS Name:

Tag Name:

Inherited Universe:

Universe:

Universe Description:

Question Text:

Type: Integer

Length: 8

Min: 0

Max: 99999999

- Don't Know
- Refuse
- Empty

- On Input
- On Output

Store Instructions: P5SoftUpperLimit[1] := 3499

P5SoftUpperLimit[2] := 4200

P5SoftUpperLimit[3] := 2800

P5SoftUpperLimit[4] := 1590

Array:

Number of Elements: 4

Report Section: 20C

Date Implemented (YYYY-MM-DD): February 2025

PGRP5_INTRO

Field

NEWBSect20C.PGRP5_INTRO

Description: Introduction

Form Pane Label: Intro

SAS Name:

Tag Name: PGRP5_INTRO

Inherited Universe:

Universe: P5[1] = yes OR P5[2] = yes OR P5[3] = yes OR P5[4] = yes

Universe Description:

Question Text: The next few questions are about expenses made by ^YOU_ANYONE during the last five years, that is, as far back as ^FiveYears. We have used the responses that you've already given us to shorten this part of the interview, so I'll only be asking you about expenses that you told me that you did not have in the last three months.

Fills: YOU_ANYONE

Instructions: IF NUMHOUSE = 1 then fill "you"
ELSE fill "you or anyone in your household"

Fills: FiveYears

Instructions: Set FiveYears = Current Year minus 5 years

Type: Enumerated

Length: 1

Answer List: TContinue

Value:	Mnemonic:	Description:
1	Continue	Enter 1 to Continue

- Don't Know
- Refuse
- Empty

- On Input
- On Output

Array:

Skip Instructions: Goto tblPOPGRP5

Destination Data Set: POP5

Sponsor Field Type: N

Report Section: 20C

Date Implemented (YYYY-MM-DD): April 2019

tbIPOPGRP5

Block

NEWBSect20C.tbIPOPGRP5

Description: Extended Recall Questions for Pop Group 5

Tab Name:

Fly Over Name:

Universe Type: If

Inherited Universe:

Universe: PGRP5_INTRO = Continue

Universe Description:

Array:

Block Instructions: Allow 4 rows

Field

PRow
NEWBSect20C.tbIPOPGRP5.PRow

Description: Row Number - DO NOT DISPLAY

Form Pane Label:

SAS Name:

Tag Name:

Inherited Universe:

Universe:

Universe Description:

Question Text:

Type: Integer

Length: 2

Min: 1

Max: 4

- Don't Know
- Refuse
- Empty

- On Input
- On Output

Store Instructions: Set PRow = row number starting with 1

Array:

Report Section: 20C

Date Implemented (YYYY-MM-DD): February 2025

PCATDesc

Field

NEWBSect20C.tbIPOPGRP5.PCATDesc

Description: Item Description - SHOW field

Form Pane Label: Description

SAS Name:

Tag Name:

Inherited Universe:

Universe:

Universe Description:

Question Text: SHOW ONLY

Type: String

Length: 30

- Don't Know
- Refuse
- Empty

- On Input
- On Output

Store Instructions: Set Description as follows:

For Row 1 set Description = 'Men's Suits'

For Row 2 set Description = 'Televisions'

For Row 3 set Description = 'DVD Players'

For Row 4 set Description = 'Audio Equipment'

Array:

Report Section: 20C

Date Implemented (YYYY-MM-DD): February 2025

Field

PCAT
NEWBSect20C.tbIPOPGRP5.PCAT

Description: Outlet Screener Question

Form Pane Label: Item

SAS Name: PCAT

Tag Name: PCAT

Inherited Universe:

Universe: (Ask_P5[1] = yes AND PRow = 1) OR (Ask_P5[2] = yes AND PRow = 2) OR
(Ask_P5[3] = yes AND PRow = 3) OR (Ask_P5[4] = yes AND PRow = 4)

Universe Description:

Question Text: ^P5CATIntro_Fill have ^YOU_ANYONE ^P5FillText

Fills: P5CATIntro_Fill

Instructions: IF P5Time[Prow] = 6 and IntroFlag6 = EMPTY then
fill "Now, please think about the last six months, since the first of
^SixMonthsAgo"

ELSEIF P5Time[Prow] = 6 fill "In the last SIX MONTHS,"

ELSEIF P5Time[Prow] = 12 and IntroFlag12 = EMPTY then
fill "Now, please think about the last twelve months, since the first of
^TwelveMonthsAgo"

ELSEIF P5Time[Prow] = 12 fill "In the last TWELVE MONTHS,"
If P5Time[Prow] = 2 and IntroFlag2 = EMPTY then fill "Now, please think about
the last two years, since the first of ^TwoYearsAgo"

ELSEIF P5Time[Prow] = 2 fill "In the last TWO YEARS,"
If P5Time[Prow] = 5 and IntroFlag5 = EMPTY then fill "Now, please think about
the last five years, since the first of ^FiveYearsAgo"

ELSEIF P5Time[Prow] = 5 fill "In the last FIVE YEARS,"

Fills: SixMonthsAgo

Instructions: IF CUR_MONTHNUM = 01 then fill "July YEAR minus 1 year"
ELSEIF CUR_MONTHNUM = 02 then fill "August YEAR minus 1 year"
ELSEIF CUR_MONTHNUM = 03 then fill "September YEAR minus 1 year"
ELSEIF CUR_MONTHNUM = 04 then fill "October YEAR minus 1 year"
ELSEIF CUR_MONTHNUM = 05 then fill "November YEAR minus 1 year"

ELSEIF CUR_MONTHNUM = 06 then fill "December YEAR minus 1 year"
ELSEIF CUR_MONTHNUM = 07 then fill "January YEAR"
ELSEIF CUR_MONTHNUM = 08 then fill "February YEAR"
ELSEIF CUR_MONTHNUM = 09 then fill "March YEAR"
ELSEIF CUR_MONTHNUM = 10 then fill "April YEAR"
ELSEIF CUR_MONTHNUM = 11 then fill "May YEAR"
ELSEIF CUR_MONTHNUM = 12 then fill "June YEAR"

Fills: TwelveMonthsAgo

Instructions: **IF CUR_MONTHNUM = 01 then fill "December YEAR minus 2 years"**
ELSEIF CUR_MONTHNUM = 02 then fill "January YEAR minus 1 year"
ELSEIF CUR_MONTHNUM = 03 then fill "February YEAR minus 1 year"
ELSEIF CUR_MONTHNUM = 04 then fill "March YEAR minus 1 year"
ELSEIF CUR_MONTHNUM = 05 then fill "April YEAR minus 1 year"
ELSEIF CUR_MONTHNUM = 06 then fill "May YEAR minus 1 year"
ELSEIF CUR_MONTHNUM = 07 then fill "June YEAR minus 1 year"
ELSEIF CUR_MONTHNUM = 08 then fill "July YEAR minus 1 year"
ELSEIF CUR_MONTHNUM = 09 then fill "August YEAR minus 1 year"
ELSEIF CUR_MONTHNUM = 10 then fill "September YEAR minus 1 year"
ELSEIF CUR_MONTHNUM = 11 then fill "October YEAR minus 1 year"
ELSEIF CUR_MONTHNUM = 12 then fill "November YEAR minus 1 year"

Fills: TwoYearsAgo

Instructions: **IF CUR_MONTHNUM = 01 then fill "December YEAR minus 3 years"**
ELSEIF CUR_MONTHNUM = 02 then fill "January YEAR minus 2 years"
ELSEIF CUR_MONTHNUM = 03 then fill "February YEAR minus 2 years"
ELSEIF CUR_MONTHNUM = 04 then fill "March YEAR minus 2 years"
ELSEIF CUR_MONTHNUM = 05 then fill "April YEAR minus 2 years"
ELSEIF CUR_MONTHNUM = 06 then fill "May YEAR minus 2 years"
ELSEIF CUR_MONTHNUM = 07 then fill "June YEAR minus 2 years"
ELSEIF CUR_MONTHNUM = 08 then fill "July YEAR minus 2 years"
ELSEIF CUR_MONTHNUM = 09 then fill "August YEAR minus 2 years"
ELSEIF CUR_MONTHNUM = 10 then fill "September YEAR minus 2 years"
ELSEIF CUR_MONTHNUM = 11 then fill "October YEAR minus 2 years"
ELSEIF CUR_MONTHNUM = 12 then fill "November YEAR minus 2 years"

Fills: FiveYearsAgo

Instructions: **IF CUR_MONTHNUM = 01 then fill "December YEAR minus 6 years"**
ELSEIF CUR_MONTHNUM = 02 then fill "January YEAR minus 5 years"
ELSEIF CUR_MONTHNUM = 03 then fill "February YEAR minus 5 years"
ELSEIF CUR_MONTHNUM = 04 then fill "March YEAR minus 5 years"
ELSEIF CUR_MONTHNUM = 05 then fill "April YEAR minus 5 years"
ELSEIF CUR_MONTHNUM = 06 then fill "May YEAR minus 5 years"
ELSEIF CUR_MONTHNUM = 07 then fill "June YEAR minus 5 years"
ELSEIF CUR_MONTHNUM = 08 then fill "July YEAR minus 5 years"
ELSEIF CUR_MONTHNUM = 09 then fill "August YEAR minus 5 years"

ELSEIF CUR_MONTHNUM = 10 then fill "September YEAR minus 5 years"
ELSEIF CUR_MONTHNUM = 11 then fill "October YEAR minus 5 years"
ELSEIF CUR_MONTHNUM = 12 then fill "November YEAR minus 5 years"

Fills: YOU_ANYONE

Instructions: **IF NUMHOUSE = 1 then fill "you"**
ELSE fill "you or anyone in your household"

Fills: P5FillText

Instructions: **P5FillText[1] := ' purchased any men's suits or blazers?'**
P5FillText[2] := 'purchased any televisions?'
P5FillText[3] := 'purchased any DVD players, camcorders, or other video equipment?'
P5FillText[4] := 'purchased any audio equipment for automobiles or home?'

Type: Enumerated

Length: 1

Answer List: TYesNo

Value:	Mnemonic:	Description:
1	Yes	Yes
2	No	No

- Don't Know
- Refuse
- Empty

- On Input
- On Output

Store Instructions: Set IntroFlag:
If PCAT = RESPONSE or PCAT = NONRESPONSE THEN:
If P5TIME[PRow] = 6 then set IntroFlag6 = 1
If P5TIME[PRow] = 12 then set IntroFlag12 = 1
If P5TIME[PRow] = 2 then set IntroFlag2 = 1
If P5TIME[PRow] = 5 then set IntroFlag5 = 1

Array:

Skip Instructions: 1: Goto POPSCAT

2,DK,RF: Goto the next appropriate row

Destination Data Set: POP5

Sponsor Field Type: C

Report Section: 20C

Date Implemented (YYYY-MM-DD): February 2025

Field

POPSCAT

NEWBSect20C.tbIPOPGRP5.POPSCAT

Description: CPI Pop Category

Form Pane Label:

SAS Name:

Tag Name:

Inherited Universe:

Universe: If PCAT = Yes {1}

Universe Description:

Question Text:

Type: String

Length: 3

- Don't Know
- Refuse
- Empty

- On Input
- On Output

Store Instructions: If PCAT = Yes {1} then set POPSCAT = P5CAT[PRow]

Array:

Skip Instructions: Goto OTLTCOST

Sponsor Field Type: C

Report Section: 20C

Date Implemented (YYYY-MM-DD): February 2025

OTLTCOST

Field

NEWBSect20C.tbIPOPGRP5.OTLTCOST

Description: Purchase price

Form Pane Label: Cost

SAS Name: OTLTCOST

Tag Name: OTLTCOST

Inherited Universe:

Universe: PCAT = Yes {1}

Universe Description:

Question Text: In the last ^P5Fill1_Cost, how much ^P5Fill2_Cost ^P5FillTextC?

Fills: P5Fill1_Cost

Instructions: IF P5Time[PRow] = 6 then fill 'SIX MONTHS'
ELSEIF P5Time[PRow] = 12 then fill '12 MONTHS'
ELSEIF P5Time[PRow] = 2 then fill 'TWO YEARS'
ELSEIF P5Time[PRow] = 5 then fill 'FIVE YEARS'

Fills: P5Fill2_Cost

Instructions: Fill 'did ^YOU_YRCU spend on your last purchase of'

Fills: YOU_YRCU

Instructions: IF NUMHOUSE = 1 then fill "you"
ELSE fill "your household"

Fills: P5FillTextC

Instructions: P5FillTextC[1] := â€˜men's suits or blazersâ€™™
P5FillTextC[2] := â€˜televisionsâ€™™
P5FillTextC[3] := â€˜DVD players, camcorders, or other video equipmentâ€™™
P5FillTextC[4] := â€˜audio equipment for automobiles or homeâ€™™

Type: Integer

Length: 7

Min: 1

Max: 999999

Don't Know

Refuse

Empty

On Input

On Output

Array:

Special Instructions: Display a \$ and comma in the entry field

Skip Instructions: IF OTLTCOST < P5SoftLowerLimit[PRow] or OTLTCOST > P5SoftUpperLimit[PRow]
then goto ERR1_OTLTCOST
ELSE goto OTLTSTOR

Destination Data Set: POP5

Sponsor Field Type: N

Report Section: 20C

Date Implemented (YYYY-MM-DD): February 2025

ERR1_OTLTCOST

Check

NEWBSect20C.tbIPOPGRP5.ERR1_OTLTCOST

Description: Out of Range Check

Inherited Universe:

Universe: (OTLTCOST < P5SoftLowerLimit[PRow] or OTLTCOST > P5SoftUpperLimit[PRow])
AND OTLTCOST = RESPONSE

Universe Description:

Text: * THE VALUE ENTERED IS UNUSUALLY HIGH OR LOW

PLEASE VERIFY AND, IF CORRECT, ENTER ITEM LEVEL NOTE

Check Instructions: If error is suppressed, then set OTLT_OST = 'A1'

Type: Soft

Skip Instructions: Suppress: Goto OTLTSTOR

All others, go back to OTLTCOST

Field

OTLTSTOR
NEWBSect20C.tbIPOPGRP5.OTLTSTOR

Description: Where Purchased

Form Pane Label: Business

SAS Name: OTLTSTOR

Tag Name: OTLTSTOR

Inherited Universe:

Universe: PCAT = Yes {1}

Universe Description:

Question Text: What is the name of the business where this was last purchased?

✦ Enter store, website, or company name

Type: String

Length: 45

Don't Know

Refuse

Empty

On Input

On Output

Array:

Special Instructions: IF uppercase entry contains '.COM' then set OTLTTYPE = 1 and "keep" and "Show"

Skip Instructions: IF uppercase entry does not contain '.COM' and is not a DK or RF then goto OTLTTYPE

ELSE goto the next appropriate row

Destination Data Set: POP5

Sponsor Field Type: C

Report Section: 20C

Date Implemented (YYYY-MM-DD): February 2025

OTLTTYE

Field

NEWBSect20C.tbIPOPGRP5.OTLTTYE

Description: Purchased Online or in person

Form Pane Label: Online

SAS Name: OTLTTYE

Tag Name: OTLTTYE

Inherited Universe:

Universe: (OTLTSTOR = RESPONSE) AND UPPERCASE(OTLTSTOR) does not contain '.COM'

Universe Description: Business name is not DK, RF or .COM

Question Text: Was this paid for -

1. Online?
2. In person?
3. By mail or telephone order?
4. Other

Type: Enumerated

Length: 1

Answer List: TOnline

Value:	Mnemonic:	Description:
1	Online	Online?
2	InPerson	In person?
3	MailTel	By mail or telephone order?
4	Other	Other

- Don't Know
- Refuse
- Empty

- On Input
- On Output

Array:

Special Instructions: Answer list descriptions for options 1-3 should be bold black

Skip Instructions: 1,3,4,DK,RF: Goto the next appropriate row

2: Goto OTLTCITY

Destination Data Set: POP5

Sponsor Field Type: C

Report Section: 20C

Date Implemented (YYYY-MM-DD): February 2025

OTLTCITY

Field

NEWBSect20C.tbIPOPGRP5.OTLTCITY

Description: Purchase location - City

Form Pane Label: Location - City

SAS Name: OTLTCITY

Tag Name: OTLTCITY

Inherited Universe:

Universe: OTLTTYPE = InPerson {2}

Universe Description: Purchased in person

Question Text: In what city is ^OTLTSTOR_Fill located?

Fills: OTLTSTOR_Fill

Instructions: Fill entry in OTLTSTOR

Type: String

Length: 45

- Don't Know
- Refuse
- Empty

- On Input
- On Output

Array:

Skip Instructions: Goto OTLTSTE

Destination Data Set: POP5

Sponsor Field Type: C

Report Section: 20C

Date Implemented (YYYY-MM-DD): February 2025

Field

OTLTSTE
NEWBSect20C.tbIPOPGRP5.OTLTSTE

Description: Purchase location - State

Form Pane Label: State

SAS Name: OTLTSTE

Tag Name: OTLTSTE

Inherited Universe:

Universe: OTLTTYPE = InPerson {2}

Universe Description: Purchased in person

Help Screen: H_DESTCODE

Question Text: ? [F1]

In what state is ^OTLTSTOR_Fill located?

✦ [Enter the two character state abbreviation](#)

Fills: OTLTSTOR_Fill

Instructions: Fill entry in OTLTSTOR

Type: String

Length: 2

Don't Know
 Refuse
 Empty

On Input
 On Output

Array:

Special Instructions: Use answer type TState - STRING[2], display width 4

Skip Instructions: IF entry is not a valid state abbreviation then goto CK_OTLTSTE

ELSE goto the next appropriate row

Destination Data Set: POP5

Sponsor Field Type: C

Report Section: 20C

Date Implemented (YYYY-MM-DD): February 2025

Check

CK_OTLTSTE
NEWBSect20C.tblPOPGRP5.CK_OTLTSTE

Description: Not a valid state abbreviation

Inherited Universe:

Universe: (OTLTSTE is not a valid state abbreviation) AND OTLTSTE = RESPONSE

Universe Description: State abbreviation entered is not valid

Text: * [Not a valid state abbreviation](#)

Check Instructions:

Type: Hard

Skip Instructions: Go back to OTLTSTE

OTLT_OST

Field

NEWBSect20C.tbIPOPGRP5.OTLT_OST

Description: Range edit flag

Form Pane Label:

SAS Name: OTLT_OST

Tag Name:

Inherited Universe:

Universe:

Universe Description:

Question Text:

Type: String

Length: 2

- Don't Know
- Refuse
- Empty

- On Input
- On Output

Array:

Special Instructions: NOTE: See ERR1_OTLTCOST for how to set this field

Valid Values: A1 = Range edit failed (ERR1 check was suppressed)
Blank = Range edit passed

Destination Data Set: POP5

Sponsor Field Type: C

Report Section: 20C

Date Implemented (YYYY-MM-DD): February 2025

Sponsor Edits: FLAG

Field

END_POPGRP5
NEWBSect20C.END_POPGRP5

Description: End of Section 20C - Pop Group 5

Form Pane Label:

SAS Name:

Tag Name:

Inherited Universe:

Universe:

Universe Description:

Question Text:

Type: Classification

Length: 0

Don't Know

Refuse

Empty

On Input

On Output

Store Instructions: Set 20C Complete Flag

IF Ask_P5[1] = no and Ask_P5[2] = no and Ask_P5[3] = no and Ask_P5[4] = no
THEN

set S20C_Complete = 1

ELSEIF Ask_P5[4] = yes THEN:

IF tbIPOPGRP5[4].PCAT = No {2} or

tbIPOPGRP5[4].PCAT = NONRESPONSE or

tbIPOPGRP5[4].OTLTSTOR contains .COM or

tbIPOPGRP5[4].OTLTSTOR = NONRESPONSE or

tbIPOPGRP5[4].OTLTTYPE = OnLine {1} or

tbIPOPGRP5[4].OTLTTYPE = MailTel {3} or

tbIPOPGRP5[4].OTLTTYPE = Other {4} or

tbIPOPGRP5[4].OTLTTYPE = NONRESPONSE or

tbIPOPGRP5[4].OTLTSTE = RESPONSE or

tbIPOPGRP5[4].OTLTSTE = NONRESPONSE then

set S20C_Complete = 1

ELSE set S20C_Complete = 2

END

```
ELSEIF Ask_P5[3] = yes THEN:  
  IF tbIPOPGRP5[3].PCAT = No {2} or  
    tbIPOPGRP5[3].PCAT = NONRESPONSE or  
    tbIPOPGRP5[3].OTLTSTOR contains .COM or  
    tbIPOPGRP5[3].OTLTSTOR = NONRESPONSE or  
    tbIPOPGRP5[3].OTLTTYPE = OnLine {1} or  
    tbIPOPGRP5[3].OTLTTYPE = MailTel {3} or  
    tbIPOPGRP5[3].OTLTTYPE = Other {4} or  
    tbIPOPGRP5[3].OTLTTYPE = NONRESPONSE or  
    tbIPOPGRP5[3].OTLTSTE = RESPONSE or  
    tbIPOPGRP5[3].OTLTSTE = NONRESPONSE then  
    set S20C_Complete = 1  
  ELSE set S20C_Complete = 2  
END
```

```
ELSEIF Ask_P5[2] = yes THEN:  
  IF tbIPOPGRP5[2].PCAT = No {2} or  
    tbIPOPGRP5[2].PCAT = NONRESPONSE or  
    tbIPOPGRP5[2].OTLTSTOR contains .COM or  
    tbIPOPGRP5[2].OTLTSTOR = NONRESPONSE or  
    tbIPOPGRP5[2].OTLTTYPE = OnLine {1} or  
    tbIPOPGRP5[2].OTLTTYPE = MailTel {3} or  
    tbIPOPGRP5[2].OTLTTYPE = Other {4} or  
    tbIPOPGRP5[2].OTLTTYPE = NONRESPONSE or  
    tbIPOPGRP5[2].OTLTSTE = RESPONSE or  
    tbIPOPGRP5[2].OTLTSTE = NONRESPONSE then  
    set S20C_Complete = 1  
  ELSE set S20C_Complete = 2  
END
```

```
ELSEIF Ask_P5[1] = yes THEN:  
  IF tbIPOPGRP5[1].PCAT = No {2} or  
    tbIPOPGRP5[1].PCAT = NONRESPONSE or  
    tbIPOPGRP5[1].OTLTSTOR contains .COM or  
    tbIPOPGRP5[1].OTLTSTOR = NONRESPONSE or  
    tbIPOPGRP5[1].OTLTTYPE = OnLine {1} or  
    tbIPOPGRP5[1].OTLTTYPE = MailTel {3} or  
    tbIPOPGRP5[1].OTLTTYPE = Other {4} or  
    tbIPOPGRP5[1].OTLTTYPE = NONRESPONSE or  
    tbIPOPGRP5[1].OTLTSTE = RESPONSE or  
    tbIPOPGRP5[1].OTLTSTE = NONRESPONSE then  
    set S20C_Complete = 1  
  ELSE set S20C_Complete = 2  
END
```

Array:

Skip Instructions: Exit section 20C and goto the next appropriate section

POP6_AskFlags

Field

NEWBSect20C.POP6_AskFlags

Description: Set PopGrp 6 "Ask" flags

Form Pane Label:

SAS Name:

Tag Name:

Inherited Universe:

Universe:

Universe Description:

Question Text:

Type: Classification

Length: 0

Don't Know

Refuse

Empty

On Input

On Output

Store Instructions: Set question eligibility flags

```
IF VAL(RT10.POPGRP) = 6 or 06 and SECTCOMP6[16] = 1 and  
SECTCOMP6[6] = 1 and SECTCOMP6[9] = 1 and  
SECTCOMP6[17] = 1 and SECTCOMP6[19] = 1 and  
SECTCOMP6[10] = 1 THEN:
```

```
IF BSection16.LP16_Flag[17] = no then  
  set Ask_P6[1] = yes  
ENDIF
```

```
IF BSection16.LP16_Flag[18] = no then  
  set Ask_P6[2] = yes  
ENDIF
```

```
IF BSEC6PT.LP6B_Flag[14] = no then  
  set Ask_P6[3] = yes  
ENDIF
```



```
IF BSect9.LP9R_Flag[1] = no AND  
  BSect17.LP17BC_Flag[2] = no then  
  set Ask_P6[4] = yes  
ENDIF
```

```
IF BSect19.LP19AFlag[2] = no then  
  set Ask_P6[5] = yes  
ENDIF
```

```
ENDIF
```

Array:

Ask_P6

Field

NEWBSect20C.Ask_P6

Description: POP Group 6 - Ask flag

Form Pane Label:

SAS Name:

Tag Name:

Inherited Universe:

Universe:

Universe Description:

Question Text:

Type: Enumerated

Length: 1

Answer List: TYesNo

Value:	Mnemonic:	Description:
1	Yes	Yes
2	No	No

- Don't Know
- Refuse
- Empty

- On Input
- On Output

Array:

Number of Elements: 5

Special Instructions: NOTE: Array positions represent the question order.

For example, array position 1 corresponds to the first POP group 6 outlet question (row 1) - TblPOPGRP6[1].PCAT

Instrument SAS Name: Ask_P6

Destination Data Set: POP6

Report Section: 20C

Date Implemented (YYYY-MM-DD): February 2025

P6CAT

Field

NEWBSect20C.P6CAT

Description: POP Group 6 - CPI POP Category

Form Pane Label:

SAS Name:

Tag Name:

Inherited Universe:

Universe:

Universe Description:

Question Text:

Type: String

Length: 3

Don't Know

Refuse

Empty

On Input

On Output

Store Instructions: P6CAT[1] := R20

P6CAT[2] := R17

P6CAT[3] := R18

P6CAT[4] := T04

P6CAT[5] := R19

Array:

Number of Elements: 5

Special Instructions: NOTE: These should be in the order they are to be asked.

Destination Data Set: POP6

Report Section: 20C

Date Implemented (YYYY-MM-DD): February 2025

Field

P6Time
NEWBSect20C.P6Time

Description: POP Group 6 - Time Reference

Form Pane Label:

SAS Name:

Tag Name:

Inherited Universe:

Universe:

Universe Description:

Question Text:

Type: Integer

Length: 2

Min: 1

Max: 12

- Don't Know
- Refuse
- Empty

- On Input
- On Output

Store Instructions: P6Time[1] := 6

P6Time[2] := 6

P6Time[3] := 2

P6Time[4] := 2

P6Time[5] := 2

Array:

Number of Elements: 5

Special Instructions: NOTE: 6 = six months
12 = twelve months
2 = two years
5 = five years

Destination Data Set: POP6

Report Section: 20C

Date Implemented (YYYY-MM-DD): February 2025

Field

P6SoftLowerLimit
NEWBSect20C.P6SoftLowerLimit

Description: Lower ranges for ERR1_OTLTCOST

Form Pane Label:

SAS Name:

Tag Name:

Inherited Universe:

Universe:

Universe Description:

Question Text:

Type: Integer

Length: 8

Min: 0

Max: 99999999

- Don't Know
- Refuse
- Empty

- On Input
- On Output

Store Instructions: P6SoftLowerLimit[1] := 1
P6SoftLowerLimit[2] := 1
P6SoftLowerLimit[3] := 6
P6SoftLowerLimit[4] := 1
P6SoftLowerLimit[5] := 8

Array:

Number of Elements: 5

Report Section: 20C

Date Implemented (YYYY-MM-DD): February 2025

P6SoftUpperLimit

Field

NEWBSect20C.P6SoftUpperLimit

Description: Upper ranges for ERR1_OTLTCOST

Form Pane Label:

SAS Name:

Tag Name:

Inherited Universe:

Universe:

Universe Description:

Question Text:

Type: Integer

Length: 8

Min: 0

Max: 99999999

- Don't Know
- Refuse
- Empty

- On Input
- On Output

Store Instructions: P6SoftUpperLimit[1] := 999

P6SoftUpperLimit[2] := 299

P6SoftUpperLimit[3] := 1068

P6SoftUpperLimit[4] := 1400

P6SoftUpperLimit[5] := 4999

Array:

Number of Elements: 5

Report Section: 20C

Date Implemented (YYYY-MM-DD): February 2025

Field

PGRP6_INTRO
NEWBSect20C.PGRP6_INTRO

Description: Introduction

Form Pane Label: Intro

SAS Name:

Tag Name: PGRP6_INTRO

Inherited Universe:

Universe: P6[1] = yes OR P6[2] = yes OR P6[3] = yes OR P6[4] = yes OR P6[5] = yes

Universe Description:

Question Text: The next few questions are about expenses made by ^YOU_ANYONE during the last five years, that is, as far back as ^FiveYears. We have used the responses that you've already given us to shorten this part of the interview, so I'll only be asking you about expenses that you told me that you did not have in the last three months.

Fills: YOU_ANYONE

Instructions: IF NUMHOUSE = 1 then fill "you"
ELSE fill "you or anyone in your household"

Fills: FiveYears

Instructions: Set FiveYears = Current Year minus 5 years

Type: Enumerated

Length: 1

Answer List: TContinue

Value:	Mnemonic:	Description:
1	Continue	Enter 1 to Continue

- Don't Know
- Refuse
- Empty

- On Input
- On Output

Array:

Skip Instructions: Goto tblPOPGRP6

Sponsor Field Type: N

Report Section: 20C

Date Implemented (YYYY-MM-DD): April 2019

Block

tbIPOPGRP6
NEWBSect20C.tbIPOPGRP6

Description: Extended Recall Questions for Pop Group 6

Tab Name:

Fly Over Name:

Universe Type: If

Inherited Universe:

Universe: PGRP6_INTRO = Continue

Universe Description:

Array:

Block Instructions: Allow 5 rows

PRow

Field

NEWBSect20C.tbIPOPGRP6.PRow

Description: Row Number - DO NOT DISPLAY

Form Pane Label:

SAS Name:

Tag Name:

Inherited Universe:

Universe:

Universe Description:

Question Text:

Type: Integer

Length: 1

Min: 1

Max: 5

- Don't Know
- Refuse
- Empty

- On Input
- On Output

Store Instructions: Set PRow = row number starting with 1

Array:

Report Section: 20C

Date Implemented (YYYY-MM-DD): February 2025

Field

PCATDesc
NEWBSect20C.tbIPOPGRP6.PCATDesc

Description: Item Description - SHOW field

Form Pane Label: Description

SAS Name:

Tag Name:

Inherited Universe:

Universe:

Universe Description:

Question Text: SHOW ONLY

Type: String

Length: 30

- Don't Know
- Refuse
- Empty

- On Input
- On Output

Store Instructions: Set Description as follows:

For Row 1 set Description = 'Photo Printing'

For Row 2 set Description = 'Photo Film'

For Row 3 set Description = 'Cameras'

For Row 4 set Description = 'Rental Cars'

For Row 5 set Description = 'Professional Photo'

Array:

Report Section: 20C

Date Implemented (YYYY-MM-DD): February 2025

PCAT

Field

NEWBSect20C.tbIPOPGRP6.PCAT

Description: Outlet Screener Question

Form Pane Label: Item

SAS Name: PCAT

Tag Name: PCAT

Inherited Universe:

Universe: (Ask_P6[1] = yes AND PRow = 1) OR (Ask_P6[2] = yes AND PRow = 2) OR
(Ask_P6[3] = yes AND PRow = 3) OR (Ask_P6[4] = yes AND PRow = 4) OR
(Ask_P6[5] = yes AND PRow = 5)

Universe Description:

Question Text: ^P6CATIntro_Fill have ^YOU_ANYONE ^P6FillText

Fills: P6CATIntro_Fill

Instructions: P6CATIntro_Fill

IF P6Time[Prow] = 6 and IntroFlag6 = EMPTY

then fill "Now, please think about the last six months, since the first of
^SixMonthsAgo"

ELSEIF P6Time[Prow] = 6 fill "In the last SIX MONTHS,"

IF P6Time[Prow] = 12 and IntroFlag12 = EMPTY

then fill "Now, please think about the last twelve months, since the first of
^TwelveMonthsAgo"

ELSEIF P6Time[Prow] = 12 fill "In the last TWELVE MONTHS,"

IF P6Time[Prow] = 2 and IntroFlag2 = EMPTY

then fill "Now, please think about the last two years, since the first of
^TwoYearsAgo"

ELSEIF P6Time[Prow] = 2 fill "In the last TWO YEARS,"

IF P6Time[Prow] = 5 and IntroFlag5 = EMPTY

then fill "Now, please think about the last five years, since the first of
^FiveYearsAgo"

ELSEIF P6Time[Prow] = 5 fill "In the last FIVE YEARS,"

Fills: SixMonthsAgo

Instructions: IF CUR_MONTHNUM = 01 then fill "July YEAR minus 1 year"

ELSEIF CUR_MONTHNUM = 02 then fill "August YEAR minus 1 year"

ELSEIF CUR_MONTHNUM = 03 then fill "September YEAR minus 1 year"

ELSEIF CUR_MONTHNUM = 04 then fill "October YEAR minus 1 year"
ELSEIF CUR_MONTHNUM = 05 then fill "November YEAR minus 1 year"
ELSEIF CUR_MONTHNUM = 06 then fill "December YEAR minus 1 year"
ELSEIF CUR_MONTHNUM = 07 then fill "January YEAR"
ELSEIF CUR_MONTHNUM = 08 then fill "February YEAR"
ELSEIF CUR_MONTHNUM = 09 then fill "March YEAR"
ELSEIF CUR_MONTHNUM = 10 then fill "April YEAR"
ELSEIF CUR_MONTHNUM = 11 then fill "May YEAR"
ELSEIF CUR_MONTHNUM = 12 then fill "June YEAR"

Fills: TwelveMonthsAgo

Instructions: IF CUR_MONTHNUM = 01 then fill "December YEAR minus 2 years"
ELSEIF CUR_MONTHNUM = 02 then fill "January YEAR minus 1 year"
ELSEIF CUR_MONTHNUM = 03 then fill "February YEAR minus 1 year"
ELSEIF CUR_MONTHNUM = 04 then fill "March YEAR minus 1 year"
ELSEIF CUR_MONTHNUM = 05 then fill "April YEAR minus 1 year"
ELSEIF CUR_MONTHNUM = 06 then fill "May YEAR minus 1 year"
ELSEIF CUR_MONTHNUM = 07 then fill "June YEAR minus 1 year"
ELSEIF CUR_MONTHNUM = 08 then fill "July YEAR minus 1 year"
ELSEIF CUR_MONTHNUM = 09 then fill "August YEAR minus 1 year"
ELSEIF CUR_MONTHNUM = 10 then fill "September YEAR minus 1 year"
ELSEIF CUR_MONTHNUM = 11 then fill "October YEAR minus 1 year"
ELSEIF CUR_MONTHNUM = 12 then fill "November YEAR minus 1 year"

Fills: TwoYearsAgo

Instructions: IF CUR_MONTHNUM = 01 then fill "December YEAR minus 3 years"
ELSEIF CUR_MONTHNUM = 02 then fill "January YEAR minus 2 years"
ELSEIF CUR_MONTHNUM = 03 then fill "February YEAR minus 2 years"
ELSEIF CUR_MONTHNUM = 04 then fill "March YEAR minus 2 years"
ELSEIF CUR_MONTHNUM = 05 then fill "April YEAR minus 2 years"
ELSEIF CUR_MONTHNUM = 06 then fill "May YEAR minus 2 years"
ELSEIF CUR_MONTHNUM = 07 then fill "June YEAR minus 2 years"
ELSEIF CUR_MONTHNUM = 08 then fill "July YEAR minus 2 years"
ELSEIF CUR_MONTHNUM = 09 then fill "August YEAR minus 2 years"
ELSEIF CUR_MONTHNUM = 10 then fill "September YEAR minus 2 years"
ELSEIF CUR_MONTHNUM = 11 then fill "October YEAR minus 2 years"
ELSEIF CUR_MONTHNUM = 12 then fill "November YEAR minus 2 years"

Fills: FiveYearsAgo

Instructions: IF CUR_MONTHNUM = 01 then fill "December YEAR minus 6 years"
ELSEIF CUR_MONTHNUM = 02 then fill "January YEAR minus 5 years"
ELSEIF CUR_MONTHNUM = 03 then fill "February YEAR minus 5 years"
ELSEIF CUR_MONTHNUM = 04 then fill "March YEAR minus 5 years"
ELSEIF CUR_MONTHNUM = 05 then fill "April YEAR minus 5 years"
ELSEIF CUR_MONTHNUM = 06 then fill "May YEAR minus 5 years"
ELSEIF CUR_MONTHNUM = 07 then fill "June YEAR minus 5 years"

ELSEIF CUR_MONTHNUM = 08 then fill "July YEAR minus 5 years"
ELSEIF CUR_MONTHNUM = 09 then fill "August YEAR minus 5 years"
ELSEIF CUR_MONTHNUM = 10 then fill "September YEAR minus 5 years"
ELSEIF CUR_MONTHNUM = 11 then fill "October YEAR minus 5 years"
ELSEIF CUR_MONTHNUM = 12 then fill "November YEAR minus 5 years"

Fills: YOU_ANYONE

Instructions: IF NUMHOUSE = 1 then fill "you"
ELSE fill "you or anyone in your household"

Fills: P6FillText

Instructions: P6FillText[1] := 'had any expenses for digital photo printing or film development services?'

P6FillText[2] := 'purchased any film, film development supplies, or disposable cameras?'

P6FillText[3] := 'purchased any cameras or other photography equipment excluding film?'

P6FillText[4] := 'had any expenses for car, truck, or van rentals?'

P6FillText[5] := 'had any expenses for photographer's fees?'

Type: Enumerated

Length: 1

Answer List: TYesNo

Value:	Mnemonic:	Description:
1	Yes	Yes
2	No	No

- Don't Know
- Refuse
- Empty

- On Input
- On Output

Store Instructions: Set IntroFlag:

If PCAT = RESPONSE or PCAT = NONRESPONSE THEN:

If P6TIME[PRow] = 6 then set IntroFlag6 = 1

If P6TIME[PRow] = 12 then set IntroFlag12 = 1

If P6TIME[PRow] = 2 then set IntroFlag2 = 1

If P6TIME[PRow] = 5 then set IntroFlag5 = 1

Array:

Skip Instructions: 1: Goto POPSCAT

2,DK,RF: Goto the next appropriate row

Destination Data Set: POP6

Sponsor Field Type: C

Report Section: 20C

Date Implemented (YYYY-MM-DD): February 2025

POPSCAT

Field

NEWBSect20C.tbIPOPGRP6.POPSCAT

Description: CPI Pop Category

Form Pane Label:

SAS Name:

Tag Name:

Inherited Universe:

Universe: PCAT = Yes {1}

Universe Description:

Question Text:

Type: String

Length: 3

Don't Know

Refuse

Empty

On Input

On Output

Store Instructions: If PCAT = Yes {1} then set POPSCAT = P6CAT[PRow]

Array:

Skip Instructions: Goto OTLTCOST

Destination Data Set: POP6

Sponsor Field Type: C

Report Section: 20C

Date Implemented (YYYY-MM-DD): February 2025

Field

OTLTCOST
NEWBSect20C.tbIPOPGRP6.OTLTCOST

Description: Purchase price

Form Pane Label: Cost

SAS Name: OTLTCOST

Tag Name: OTLTCOST

Inherited Universe:

Universe: PCAT = Yes {1}

Universe Description:

Question Text: In the last ^P6Fill1_Cost, how much ^P6Fill2_Cost ^P6FillTextC?

Fills: P6Fill1_Cost

Instructions: IF P6Time[PRow] = 6 then fill 'SIX MONTHS'
ELSEIF P6Time[PRow] = 12 then fill '12 MONTHS'
ELSEIF P6Time[PRow] = 2 then fill 'TWO YEARS'
ELSEIF P6Time[PRow] = 5 then fill 'FIVE YEARS'

Fills: P6Fill2_Cost

Instructions: IF Prow = 2 or 3 then fill 'did ^YOU_YRCU last spend for'
Else fill for 'was ^YR_YRCUS last expense for'

Fills: YOU_YRCU

Instructions: IF NUMHOUSE = 1 then fill "you"
ELSE fill "your household"

Fills: YR_YRCUS

Instructions: IF NUMHOUSE = 1 then fill "your"
ELSE fill "your household's"

Fills: P6FillTextC

Instructions: P6FillTextC[1] := 'digital photo printing or film development services'

P6FillTextC[2] := 'film, film development supplies, or disposable cameras'

P6FillTextC[3] := 'cameras or other photography equipment excluding film'

P6FillTextC[4] := 'car, truck, or van rentals'

P6FillTextC[5] := 'photographer's fees'

Type: Integer
Length: 7

Min: 1
Max: 999999

Don't Know
 Refuse
 Empty

On Input
 On Output

Array:

Special Instructions: Display a \$ and comma in the entry field

Skip Instructions: IF OTLTCOST < P6SoftLowerLimit[PRow] or
OTLTCOST > P6SoftUpperLimit[PRow] then
goto ERR1_OTLTCOST

ELSE goto OTLTSTOR

Destination Data Set: POP6

Sponsor Field Type: N

Report Section: 20C

Date Implemented (YYYY-MM-DD): February 2025

Check

ERR1_OTLTCOST
NEWBSect20C.tbIPOPGRP6.ERR1_OTLTCOST

Description: Out of Range Check

Inherited Universe:

Universe: (OTLTCOST < P6LowerLimit[PRow] or OTLTCOST > P6UpperLimit[PRow]) AND
OTLTCOST = RESPONSE

Universe Description:

Text: * THE VALUE ENTERED IS UNUSUALLY HIGH OR LOW

PLEASE VERIFY AND, IF CORRECT, ENTER ITEM LEVEL NOTE

Check Instructions: If error is suppressed, then set OTLT_OST = 'A1'

Type: Soft

Skip Instructions: Suppress: Goto OTLTSTOR

All others, go back to OTLTCOST

OTLTSTOR

Field

NEWBSect20C.tbIPOPGRP6.OTLTSTOR

Description: Where Purchased

Form Pane Label: Business

SAS Name: OTLTSTOR

Tag Name: OTLTSTOR

Inherited Universe:

Universe: PCAT = Yes {1}

Universe Description:

Question Text: What is the name of the business where ^P6Fill_STOR?

✦ Enter store, website, or company name

Fills: P6Fill_STOR

Instructions: IF PRow = 2 or 3 fill 'this was last purchased'
ELSE fill '^YOU_YRCU had this expense'

Fills: YOU_YRCU

Instructions: IF NUMHOUSE = 1 then fill "you"
ELSE fill "your household"

Type: String

Length: 45

Don't Know
 Refuse
 Empty

On Input
 On Output

Array:

Special Instructions: IF Prow <> 4 then:
IF uppercase entry contains '.COM' then
set OTLTTYPE = 1 and "keep" and "Show"

Skip Instructions: IF Prow <> 4 then:
IF uppercase entry does not contain '.COM'
and is not a DK or RF then

goto OTLTTYPE

ELSEIF Prow = 4 and OTLTSTOR = RESPONSE
then goto PCITY

ELSE goto the next appropriate row

Destination Data Set: POP6

Sponsor Field Type: C

Report Section: 20C

Date Implemented (YYYY-MM-DD): February 2025

PCITY

Field

NEWBSect20C.tbIPOPGRP6.PCITY

Description: Pick up location - City

Form Pane Label: Pickup - City

SAS Name: PCITY

Tag Name: PCITY

Inherited Universe:

Universe: OTLTSTOR = RESPONSE and PRow = 4

Universe Description: Business is not DK or RF

Question Text: In what city was the vehicle picked up?

Type: String

Length: 45

Don't Know

Refuse

Empty

On Input

On Output

Array:

Skip Instructions: Goto PSTATE

Destination Data Set: POP6

Sponsor Field Type: C

Report Section: 20C

Date Implemented (YYYY-MM-DD): February 2025

Field

PSTATE
NEWBSect20C.tbIPOPGRP6.PSTATE

Description: Pick up location - State

Form Pane Label: Pickup State

SAS Name: PSTATE

Tag Name: PSTATE

Inherited Universe:

Universe: OTLTSTOR = RESPONSE and PRow = 4

Universe Description: Business is not DK or RF

Help Screen: H_DESTCODE

Question Text: ? [F1]

In what state was the vehicle picked up?

✦ Enter the two character state abbreviation or "XX" for foreign country

Type: String

Length: 2

Don't Know

Refuse

Empty

On Input

On Output

Array:

Special Instructions: Use answer type TState - STRING[2], display width 4

Skip Instructions: IF entry is not a valid state abbreviation and entry <> 'XX' then
goto CK_PSTATE

ELSEIF entry = XX then
goto PCNTRY

ELSE goto OTLTPOS

Destination Data Set: POP6

Sponsor Field Type: C

Report Section: 20C

Date Implemented (YYYY-MM-DD): February 2025

Check

CK_PSTATE
NEWBSect20C.tblPOPGRP6.CK_PSTATE

Description: Not a valid state abbreviation

Inherited Universe:

Universe: (PSTATE is not a valid state abbreviation) AND PSTATE <> 'XX' AND PSTATE = RESPONSE

Universe Description: State abbreviation entered is not valid

Text: * [Not a valid state abbreviation](#)

Check Instructions:

Type: Hard

Skip Instructions: Go back to PSTATE

PCNTRY

Field

NEWBSect20C.tbIPOPGRP6.PCNTRY

Description: Country vehicle picked up

Form Pane Label: Pickup Country

SAS Name: PCNTRY

Tag Name: PCNTRY

Inherited Universe:

Universe: UPPERCASE(PSTATE) = 'XX'

Universe Description: Vehicle was picked up in foreign country

Question Text: In what country was the vehicle picked up?

✦ Enter country name

Type: String

Length: 45

Don't Know

Refuse

Empty

On Input

On Output

Array:

Skip Instructions: Goto OTLTPOS

Destination Data Set: POP6

Sponsor Field Type: C

Report Section: 20C

Date Implemented (YYYY-MM-DD): February 2025

Field

OTLTPOS

NEWBSect20C.tblIPOPGRP6.OTLTPOS

Description: Direct or 3rd party

Form Pane Label: Direct

SAS Name: OTLTPOS

Tag Name: OTLTPOS

Inherited Universe:

Universe: OTLTSTOR = RESPONSE AND Prow = 4

Universe Description: Business is not DK or RF

Question Text: Was the reservation made directly with ^OTLTSTOR_Fill or through a third party?

Fills: OTLTSTOR_Fill

Instructions: Fill entry in OTLTSTOR

Type: Enumerated

Length: 1

Answer List: TDirectThird

Value:	Mnemonic:	Description:
1	Direct	Direct
2	Third	Third Party

- Don't Know
- Refuse
- Empty

- On Input
- On Output

Array:

Special Instructions: IF (OTLTPOS = 1, DK or RF) AND uppercase entry in OTLTSTOR contains '.COM' then set OTLTTYPE = 1 and "keep" and "Show"

Skip Instructions: 1,DK,RF: IF Uppercase entry in OTLTSTOR contains '.COM' then goto the next appropriate row

ELSE goto OTLTTYE

2: Goto OTLTPSTO

Destination Data Set: POP6

Sponsor Field Type: C

Report Section: 20C

Date Implemented (YYYY-MM-DD): February 2025

Field

OTLTPSTO
NEWBSect20C.tblPOPGRP6.OTLTPSTO

Description: Name of reservation company

Form Pane Label: 3rd Party

SAS Name: OTLTPSTO

Tag Name: OTLTPSTO

Inherited Universe:

Universe: OTLTPOS = Third {2}

Universe Description: Reservation was made through a third party

Question Text: What is the name of the company you used to make the reservation?

✦ Enter company name

Type: String

Length: 45

Don't Know

Refuse

Empty

On Input

On Output

Array:

Special Instructions: IF uppercase entry contains '.COM' then
set OTLTTYPE = 1 and "keep" and "Show"

Skip Instructions: IF uppercase entry contains '.COM' or is DK or RF then
goto the next appropriate row

ELSE goto OTLTTYPE

Destination Data Set: POP6

Sponsor Field Type: C

Report Section: 20C

Date Implemented (YYYY-MM-DD): February 2025

OTLTTYE

Field

NEWBSect20C.tbIPOPGRP6.OTLTTYE

Description: Purchased Online or in person

Form Pane Label: Online

SAS Name: OTLTTYE

Tag Name: OTLTTYE

Inherited Universe:

Universe: ((Prow <> 4) AND OTLTSTOR = RESPONSE AND
UPPERCASE(OTLTSTOR) does not contain '.COM') OR
((Prow = 4) AND
[((OTLTPOS = Direct {1} or OTLTPOS = NONRESPONSE) and
OTLTSTOR = RESPONSE) or (OTLTPOS = Third {2} and
OTLTPSTO = RESPONSE and UPPERCASE(OTLTPSTO) does not contain
'COM')])

Universe Description: Business name is not DK, RF or .COM

Question Text: Was this ^P6Fill_TYPE -

Fills: P6Fill_TYPE

Instructions: IF Prow = 4 then fill 'reservation made'
ELSE fill 'paid for'

Type: Enumerated

Length: 1

Answer List: TOnline

Value:	Mnemonic:	Description:
1	Online	Online?
2	InPerson	In person?
3	MailTel	By mail or telephone order?
4	Other	Other

- Don't Know
- Refuse
- Empty

On Input

On Output

Array:

Special Instructions: Answer list descriptions for options 1-3 should be bold black

Skip Instructions: 1,3,4,DK,RF: Goto the next appropriate row

2: IF Prow <> 4 then goto OTLTCITY
ELSEIF Prow = 4 and OTLTPOS = 2 then
goto OTLTCITY
ELSE goto the next appropriate row

Destination Data Set: POP6

Sponsor Field Type: C

Report Section: 20C

Date Implemented (YYYY-MM-DD): February 2025

OTLTCITY

Field

NEWBSect20C.tbIPOPGRP6.OTLTCITY

Description: Purchase location - City

Form Pane Label: Location - City

SAS Name: OTLTCITY

Tag Name: OTLTCITY

Inherited Universe:

Universe: (Prow <> 4 AND OTLTTYPE = InPerson {2}) OR
(Prow = 4 and OTLTPOS = Third {2})

Universe Description: Purchased in person or purchased in person through a 3rd party

Question Text: In what city is ^P6OTLTCITY_Fill located?

Fills: P6OTLTCITY_Fill

Instructions: IF Prow = 4 then fill entry in OTLTPSTO
ELSE fill entry in OTLTSTOR

Type: String

Length: 45

- Don't Know
- Refuse
- Empty

- On Input
- On Output

Array:

Skip Instructions: Goto OTLTSTE

Destination Data Set: POP6

Sponsor Field Type: C

Report Section: 20C

Date Implemented (YYYY-MM-DD): February 2025

Field

OTLTSTE

NEWBSect20C.tbIPOPGRP6.OTLTSTE

Description: Purchase location - State

Form Pane Label: State

SAS Name: OTLTSTE

Tag Name: OTLTSTE

Inherited Universe:

Universe: (Prow <> 4 AND OTLTTYPER = InPerson {2}) OR
(Prow = 4 and OTLTOS = Third {2})

Universe Description: Purchased in person

Help Screen: H_DESTCODE

Question Text: ? [F1]

In what state is ^P6OTLTCITY_Fill located?

◆ [Enter the two character state abbreviation](#)

Fills: P6OTLTCITY_Fill

Instructions: IF Prow = 4 then fill entry in OTLTPSTO
ELSE fill entry in OTLTSTOR

Type: String

Length: 2

- Don't Know
- Refuse
- Empty

- On Input
- On Output

Array:

Special Instructions: Use answer type TState - STRING[2], display width 4

Skip Instructions: IF entry is not a valid state abbreviation then goto CK_OTLTSTE

ELSE goto the next appropriate row

Destination Data Set: POP6

Sponsor Field Type: C

Report Section: 20C

Date Implemented (YYYY-MM-DD): February 2025

Check

CK_OTLTSTE
NEWBSect20C.tblPOPGRP6.CK_OTLTSTE

Description: Not a valid state abbreviation

Inherited Universe:

Universe: (OTLTSTE is not a valid state abbreviation) AND OTLTSTE = RESPONSE

Universe Description: State abbreviation entered is not valid

Text: * [Not a valid state abbreviation](#)

Check Instructions:

Type: Hard

Skip Instructions: Go back to OTLTSTE

OTLT_OST

Field

NEWBSect20C.tbIPOPGRP6.OTLT_OST

Description: Range edit flag

Form Pane Label:

SAS Name: OTLT_OST

Tag Name:

Inherited Universe:

Universe:

Universe Description:

Question Text:

Type: String

Length: 2

- Don't Know
- Refuse
- Empty

- On Input
- On Output

Array:

Special Instructions: NOTE: See ERR1_OTLTCOST for how to set this field

Valid Values: A1 = Range edit failed (ERR1 check was suppressed)
Blank = Range edit passed

Destination Data Set: POP6

Sponsor Field Type: C

Report Section: 20C

Date Implemented (YYYY-MM-DD): February 2025

Sponsor Edits: FLAG

Field

END_POPGRP6
NEWBSect20C.END_POPGRP6

Description: End of pop group 6 section

Form Pane Label:

SAS Name:

Tag Name:

Inherited Universe:

Universe:

Universe Description:

Question Text:

Type: Classification

Length: 0

Don't Know

Refuse

Empty

On Input

On Output

Store Instructions: Set complete flag

```
IF Ask_P6[1] = no and Ask_P6[2] = no and  
Ask_P6[3] = no and Ask_P6[4] = no and  
Ask_P6[5] = no THEN  
set S20C_Complete = 1
```

```
ELSEIF Ask_P6[5] = yes THEN:
```

```
IF tblPOPGRP6[5].PCAT = No {2} or  
tblPOPGRP6[5].PCAT = NONRESPONSE or  
tblPOPGRP6[5].OTLTSTOR contains .COM or  
tblPOPGRP6[5].OTLTSTOR = NONRESPONSE or  
tblPOPGRP6[5].OTLTTYPE = OnLine {1} or  
tblPOPGRP6[5].OTLTTYPE = MailTel {3} or  
tblPOPGRP6[5].OTLTTYPE = Other {4} or  
tblPOPGRP6[5].OTLTTYPE = NONRESPONSE or  
tblPOPGRP6[5].OTLTSTE = RESPONSE or  
tblPOPGRP6[5].OTLTSTE = NONRESPONSE then  
set S20C_Complete = 1
```

ELSE set S20C_Complete = 2
END

ELSEIF Ask_P6[4] = yes THEN:

IF tblPOPGRP6[4].PCAT = No {2} or
tblPOPGRP6[4].PCAT = NONRESPONSE or
(tblPOPGRP6[4].OTLTSTOR contains .COM and
tblPOPGRP6[4].OTLTPOS = 1, DK, RF) or
tblPOPGRP6[4].OTLTSTOR = NONRESPONSE or
tblPOPGRP6[4].OTLTPTSO contains .COM or
tblPOPGRP6[4].OTLTPTSO = NONRESPONSE or
tblPOPGRP6[4].OTLTTYPE = OnLine {1} or
tblPOPGRP6[4].OTLTTYPE = MailTel {4} or
tblPOPGRP6[4].OTLTTYPE = Other {4} or
tblPOPGRP6[4].OTLTTYPE = NONRESPONSE or
tblPOPGRP6[4].OTLTSTE = RESPONSE or
tblPOPGRP6[4].OTLTSTE = NONRESPONSE then
set S20C_Complete = 1
ELSE set S20C_Complete = 2
END

ELSEIF Ask_P6[3] = yes THEN:

IF tblPOPGRP6[3].PCAT = No {2} or
tblPOPGRP6[3].PCAT = NONRESPONSE or
tblPOPGRP6[3].OTLTSTOR contains .COM or
tblPOPGRP6[3].OTLTSTOR = NONRESPONSE or
tblPOPGRP6[3].OTLTTYPE = OnLine {1} or
tblPOPGRP6[3].OTLTTYPE = MailTel {3} or
tblPOPGRP6[3].OTLTTYPE = Other {3} or
tblPOPGRP6[3].OTLTTYPE = NONRESPONSE or
tblPOPGRP6[3].OTLTSTE = RESPONSE or
tblPOPGRP6[3].OTLTSTE = NONRESPONSE then
set S20C_Complete = 1
ELSE set S20C_Complete = 2
END

ELSEIF Ask_P6[2] = yes THEN:

IF tblPOPGRP6[2].PCAT = No {2} or
tblPOPGRP6[2].PCAT = NONRESPONSE or
tblPOPGRP6[2].OTLTSTOR contains .COM or
tblPOPGRP6[2].OTLTSTOR = NONRESPONSE or
tblPOPGRP6[2].OTLTTYPE = OnLine {1} or
tblPOPGRP6[2].OTLTTYPE = MailTel {3} or
tblPOPGRP6[2].OTLTTYPE = Other {4} or
tblPOPGRP6[2].OTLTTYPE = NONRESPONSE or
tblPOPGRP6[2].OTLTSTE = RESPONSE or
tblPOPGRP6[2].OTLTSTE = NONRESPONSE then


```
        set S20C_Complete = 1  
    ELSE set S20C_Complete = 2  
    END
```

```
ELSEIF Ask_P6[1] = yes THEN:  
    IF tbIPOPGRP6[1].PCAT = No {2} or  
       tbIPOPGRP6[1].PCAT = NONRESPONSE or  
       tbIPOPGRP6[1].OTLTSTOR contains .COM or  
       tbIPOPGRP6[1].OTLTSTOR = NONRESPONSE or  
       tbIPOPGRP6[1].OTLTTYPE = OnLine {1} or  
       tbIPOPGRP6[1].OTLTTYPE = MailTel {3} or  
       tbIPOPGRP6[1].OTLTTYPE = Other {4} or  
       tbIPOPGRP6[1].OTLTTYPE = NONRESPONSE or  
       tbIPOPGRP6[1].OTLTSTE = RESPONSE or  
       tbIPOPGRP6[1].OTLTSTE = NONRESPONSE then  
        set S20C_Complete = 1  
    ELSE set S20C_Complete = 2  
    END
```

Array:

Report Section: 20C

Date Implemented (YYYY-MM-DD): April 2019

POP7_AskFlags

Field

NEWBSect20C.POP7_AskFlags

Description: Set PopGrp 7 "Ask" flags

Form Pane Label:

SAS Name:

Tag Name:

Inherited Universe:

Universe:

Universe Description:

Question Text:

Type: Classification

Length: 0

- Don't Know
- Refuse
- Empty

- On Input
- On Output

Store Instructions: Set question eligibility flags

IF (RT10.POPGRP = 7 or 07) and SECTCOMP[4] = 1 and SECTCOMP[6] = 1 and SECTCOMP[16] = 1 and SECTCOMP[18] = 1 THEN:

IF Sect18.LP18A_Flag[3] = No THEN set Ask_ P7[1] = Yes ENDIF

IF BSEC6PT.LP6B_Flag[9] = no and BSEC6PT.LP6B_Flag[10] = no and BSEC6PT.LP6B_Flag[11] = no and BSection16.LP16_Flag[27] = no then set Ask_P7[2] = yes
ENDIF

IF BSection4.LP4A_Flag[3] = no and BSection4.BSection04B.INTAWAY = 2 then set Ask_ P7[3] = yes
ENDIF

IF BSect18.LP18A_Flag[2] = no then set Ask_ P7[4] = yes
ENDIF

IF BSEC6PT.LP6B_Flag[6] = no then set Ask_ P7[5] = yes
ENDIF

IF BSect18.LP18A_Flag[4] = no then set Ask_ P7[6] = yes
ENDIF

IF BSect18.LP18A_Flag[6] = no and BSect18.LP18A_Flag[7] = no then set Ask_ P7[7] = yes
ENDIF

IF BSect18.LP18A_Flag[5] = no then set Ask_ P7[8] = yes
ENDIF

IF BSEC6PT.LP6B_Flag[8] = no and BSEC6PT.LP6B_Flag[10] = no then set Ask_ P7[9] = yes
ENDIF

IF BSEC6PT.LP6B_Flag[13] = no then set Ask_ P7[10] = yes
ENDIF

ENDIF

Array:

Ask_P7

Field

NEWBSect20C.Ask_P7

Description: POP Group 7 - Ask flag

Form Pane Label:

SAS Name:

Tag Name:

Inherited Universe:

Universe:

Universe Description:

Question Text:

Type: Enumerated

Length: 1

Answer List: TYesNo

Value:	Mnemonic:	Description:
1	Yes	Yes
2	No	No

- Don't Know
- Refuse
- Empty

- On Input
- On Output

Array:

Number of Elements: 10

Special Instructions: NOTE: Array positions represent the question order.

For example, array position 1 corresponds to the first POP group 7 outlet question (row 1) - TblPOPGRP7[1].PCAT

Instrument SAS Name: Ask_P7

Destination Data Set: POP7

Report Section: 20C

Date Implemented (YYYY-MM-DD): February 2025

P7CAT

Field

NEWBSect20C.P7CAT

Description: POP Group 7 - CPI POP Category

Form Pane Label:

SAS Name:

Tag Name:

Inherited Universe:

Universe:

Universe Description:

Question Text:

Type: String

Length: 3

Don't Know

Refuse

Empty

On Input

On Output

Store Instructions: P7CAT[1] := A23
P7CAT[2] := E12
P7CAT[3] := E13
P7CAT[4] := A22
P7CAT[5] := E15
P7CAT[6] := G12
P7CAT[7] := G13
P7CAT[8] := G14
P7CAT[9] := E11
P7CAT[10] := E14

Array:

Number of Elements: 10

Special Instructions: NOTE: These should be in the order they are to be asked.

Destination Data Set: POP7

Report Section: 20C

Date Implemented (YYYY-MM-DD): February 2025

P7Time

Field

NEWBSect20C.P7Time

Description: POP Group 7 - Time Reference

Form Pane Label:

SAS Name:

Tag Name:

Inherited Universe:

Universe:

Universe Description:

Question Text:

Type: Integer

Length: 2

Min: 1

Max: 12

- Don't Know
- Refuse
- Empty

- On Input
- On Output

Store Instructions: P7Time[1] := 6
P7Time[2] := 6
P7Time[3] := 6
P7Time[4] := 12
P7Time[5] := 12
P7Time[6] := 12
P7Time[7] := 12
P7Time[8] := 12
P7Time[9] := 2
P7Time[10] := 2

Array:

Number of Elements: 10

Special Instructions: NOTE: 6 = six months
12 = twelve months

2 = two years

5 = five years

Destination Data Set: POP7

Report Section: 20C

Date Implemented (YYYY-MM-DD): February 2025

P7SoftLowerLimit

Field

NEWBSect20C.P7SoftLowerLimit

Description: Lower ranges for ERR1_OTLTCOST

Form Pane Label:

SAS Name:

Tag Name:

Inherited Universe:

Universe:

Universe Description:

Question Text:

Type: Integer

Length: 8

Min: 0

Max: 99999999

- Don't Know
- Refuse
- Empty

- On Input
- On Output

Store Instructions: P7SoftLowerLimit[1] := 1
P7SoftLowerLimit[2] := 1
P7SoftLowerLimit[3] := 5
P7SoftLowerLimit[4] := 1
P7SoftLowerLimit[5] := 5
P7SoftLowerLimit[6] := 1
P7SoftLowerLimit[7] := 1
P7SoftLowerLimit[8] := 1
P7SoftLowerLimit[9] := 5
P7SoftLowerLimit[10] := 3

Array:

Number of Elements: 10

Report Section: 20C

Date Implemented (YYYY-MM-DD): February 2025

P7SoftUpperLimit

Field

NEWBSect20C.P7SoftUpperLimit

Description: Upper ranges for ERR1_OTLTCOST

Form Pane Label:

SAS Name:

Tag Name:

Inherited Universe:

Universe:

Universe Description:

Question Text:

Type: Integer

Length: 8

Min: 0

Max: 99999999

- Don't Know
- Refuse
- Empty

- On Input
- On Output

Store Instructions: P7SoftUpperLimit[1] := 9999

P7SoftUpperLimit[2] := 999

P7SoftUpperLimit[3] := 150

P7SoftUpperLimit[4] := 450

P7SoftUpperLimit[5] := 1099

P7SoftUpperLimit[6] := 249

P7SoftUpperLimit[7] := 249

P7SoftUpperLimit[8] := 240

P7SoftUpperLimit[9] := 4999

P7SoftUpperLimit[10] := 2199

Array:

Number of Elements: 10

Report Section: 20C

Date Implemented (YYYY-MM-DD): February 2025

PGRP7_INTRO

Field

NEWBSect20C.PGRP7_INTRO

Description: Introduction

Form Pane Label: Intro

SAS Name:

Tag Name: PGRP7_INTRO

Inherited Universe:

Universe: P7[1] = yes OR P7[2] = yes OR P7[3] = yes OR P7[4] = yes OR
P7[5] = yes OR P7[6] = yes OR P7[7] = yes OR P7[8] = yes OR
P7[9] = yes OR P7[10] = yes

Universe Description:

Question Text: The next few questions are about expenses made by ^YOU_ANYONE during the last five years, that is, as far back as ^FiveYears. We have used the responses that you've already given us to shorten this part of the interview, so I'll only be asking you about expenses that you told me that you did not have in the last three months.

Fills: YOU_ANYONE

Instructions: IF NUMHOUSE = 1 then fill "you"
ELSE fill "you or anyone in your household"

Fills: FiveYears

Instructions: Set FiveYears = Current Year minus 5 years

Type: Enumerated

Length: 1

Answer List: TContinue

Value:	Mnemonic:	Description:
1	Continue	Enter 1 to Continue

- Don't Know
- Refuse
- Empty

- On Input
- On Output

Array:

Skip Instructions: Goto tbIPOPGRP7

Destination Data Set: POP7

Sponsor Field Type: N

Report Section: 20C

Date Implemented (YYYY-MM-DD): April 2019

tbIPOPGRP7

Block

NEWBSect20C.tbIPOPGRP7

Description: Extended Recall Questions for Pop Group 7

Tab Name:

Fly Over Name:

Universe Type: If

Inherited Universe:

Universe: PGRP7_INTRO = Continue

Universe Description:

Array:

Block Instructions: Allow 10 rows

Field

PRow
NEWBSect20C.tbIPOPGRP7.PRow

Description: Row Number - DO NOT DISPLAY

Form Pane Label:

SAS Name:

Tag Name:

Inherited Universe:

Universe:

Universe Description:

Question Text:

Type: Integer

Length: 2

Min: 1

Max: 13

- Don't Know
- Refuse
- Empty

- On Input
- On Output

Store Instructions: Set PRow = row number starting with 1

Array:

Report Section: 20C

Date Implemented (YYYY-MM-DD): February 2025

PCATDesc

Field

NEWBSect20C.tbIPOPGRP7.PCATDesc

Description: Item Description - SHOW field

Form Pane Label: Description

SAS Name:

Tag Name:

Inherited Universe:

Universe:

Universe Description:

Question Text: SHOW ONLY

Type: String

Length: 30

- Don't Know
- Refuse
- Empty

- On Input
- On Output

Store Instructions: Set Description as follows:

For Row 1 set Description = 'Jewelry'

For Row 2 set Description = 'Comp Software'

For Row 3 set Description = 'Internet Service'

For Row 4 set Description = 'Watches'

For Row 5 set Description = 'Calculators'

For Row 6 set Description = 'Shoe Repair'

For Row 7 set Description = 'Clothing Rental'

For Row 8 set Description = 'Watch Repair'

For Row 9 set Description = 'Computers'

For Row 10 set Description = 'Phones'

Array:

Report Section: 20C

Date Implemented (YYYY-MM-DD): February 2025

Field

PCAT
NEWBSect20C.tbIPOPGRP7.PCAT

Description: Outlet Screener Question

Form Pane Label: Item

SAS Name: PCAT

Tag Name: PCAT

Inherited Universe:

Universe: (Ask_P7[1] = yes AND PRow = 1) OR (Ask_P7[2] = yes AND PRow = 2) OR
(Ask_P7[3] = yes AND PRow = 3) OR (Ask_P7[4] = yes AND PRow = 4) OR
(Ask_P7[5] = yes AND PRow = 5) OR (Ask_P7[6] = yes AND PRow = 6) OR
(Ask_P7[7] = yes AND PRow = 7) OR (Ask_P7[8] = yes AND PRow = 8) OR
(Ask_P7[9] = yes AND PRow = 9) OR (Ask_P7[10] = yes AND PRow = 10)

Universe Description:

Question Text: ^P7CATIntro_Fill have ^YOU_ANYONE ^P7FillText

Fills: P7CATIntro_Fill

Instructions: If P7Time[Prow] = 6 and IntroFlag6 = EMPTY then fill "Now, please think about the last six months, since the first of ^SixMonthsAgo"
ELSE If P7Time[Prow] = 6 fill "In the last SIX MONTHS,"
If P7Time[Prow] = 12 and IntroFlag12 = EMPTY then fill "Now, please think about the last twelve months, since the first of ^TwelveMonthsAgo"
ELSE If P7Time[Prow] = 12 fill "In the last TWELVE MONTHS,"
If P7Time[Prow] = 2 and IntroFlag2 = EMPTY then fill "Now, please think about the last two years, since the first of ^TwoYearsAgo"
ELSE If P7Time[Prow] = 2 fill "In the last TWO YEARS,"
If P7Time[Prow] = 5 and IntroFlag5 = EMPTY then fill "Now, please think about the last five years, since the first of ^FiveYearsAgo"
ELSE If P7Time[Prow] = 5 fill "In the last FIVE YEARS,"

Fills: SixMonthsAgo

Instructions: IF CUR_MONTHNUM = 01 then fill "July YEAR minus 1 year"
ELSEIF CUR_MONTHNUM = 02 then fill "August YEAR minus 1 year"
ELSEIF CUR_MONTHNUM = 03 then fill "September YEAR minus 1 year"
ELSEIF CUR_MONTHNUM = 04 then fill "October YEAR minus 1 year"
ELSEIF CUR_MONTHNUM = 05 then fill "November YEAR minus 1 year"
ELSEIF CUR_MONTHNUM = 06 then fill "December YEAR minus 1 year"
ELSEIF CUR_MONTHNUM = 07 then fill "January YEAR"
ELSEIF CUR_MONTHNUM = 08 then fill "February YEAR"
ELSEIF CUR_MONTHNUM = 09 then fill "March YEAR"

ELSEIF CUR_MONTHNUM = 10 then fill "April YEAR"
ELSEIF CUR_MONTHNUM = 11 then fill "May YEAR"
ELSEIF CUR_MONTHNUM = 12 then fill "June YEAR"

Fills: TwelveMonthsAgo

Instructions: **IF CUR_MONTHNUM = 01 then fill "December YEAR minus 2 years"**
ELSEIF CUR_MONTHNUM = 02 then fill "January YEAR minus 1 year"
ELSEIF CUR_MONTHNUM = 03 then fill "February YEAR minus 1 year"
ELSEIF CUR_MONTHNUM = 04 then fill "March YEAR minus 1 year"
ELSEIF CUR_MONTHNUM = 05 then fill "April YEAR minus 1 year"
ELSEIF CUR_MONTHNUM = 06 then fill "May YEAR minus 1 year"
ELSEIF CUR_MONTHNUM = 07 then fill "June YEAR minus 1 year"
ELSEIF CUR_MONTHNUM = 08 then fill "July YEAR minus 1 year"
ELSEIF CUR_MONTHNUM = 09 then fill "August YEAR minus 1 year"
ELSEIF CUR_MONTHNUM = 10 then fill "September YEAR minus 1 year"
ELSEIF CUR_MONTHNUM = 11 then fill "October YEAR minus 1 year"
ELSEIF CUR_MONTHNUM = 12 then fill "November YEAR minus 1 year"

Fills: TwoYearsAgo

Instructions: **IF CUR_MONTHNUM = 01 then fill "December YEAR minus 3 years"**
ELSEIF CUR_MONTHNUM = 02 then fill "January YEAR minus 2 years"
ELSEIF CUR_MONTHNUM = 03 then fill "February YEAR minus 2 years"
ELSEIF CUR_MONTHNUM = 04 then fill "March YEAR minus 2 years"
ELSEIF CUR_MONTHNUM = 05 then fill "April YEAR minus 2 years"
ELSEIF CUR_MONTHNUM = 06 then fill "May YEAR minus 2 years"
ELSEIF CUR_MONTHNUM = 07 then fill "June YEAR minus 2 years"
ELSEIF CUR_MONTHNUM = 08 then fill "July YEAR minus 2 years"
ELSEIF CUR_MONTHNUM = 09 then fill "August YEAR minus 2 years"
ELSEIF CUR_MONTHNUM = 10 then fill "September YEAR minus 2 years"
ELSEIF CUR_MONTHNUM = 11 then fill "October YEAR minus 2 years"
ELSEIF CUR_MONTHNUM = 12 then fill "November YEAR minus 2 years"

Fills: FiveYearsAgo

Instructions: **IF CUR_MONTHNUM = 01 then fill "December YEAR minus 6 years"**
ELSEIF CUR_MONTHNUM = 02 then fill "January YEAR minus 5 years"
ELSEIF CUR_MONTHNUM = 03 then fill "February YEAR minus 5 years"
ELSEIF CUR_MONTHNUM = 04 then fill "March YEAR minus 5 years"
ELSEIF CUR_MONTHNUM = 05 then fill "April YEAR minus 5 years"
ELSEIF CUR_MONTHNUM = 06 then fill "May YEAR minus 5 years"
ELSEIF CUR_MONTHNUM = 07 then fill "June YEAR minus 5 years"
ELSEIF CUR_MONTHNUM = 08 then fill "July YEAR minus 5 years"
ELSEIF CUR_MONTHNUM = 09 then fill "August YEAR minus 5 years"
ELSEIF CUR_MONTHNUM = 10 then fill "September YEAR minus 5 years"
ELSEIF CUR_MONTHNUM = 11 then fill "October YEAR minus 5 years"
ELSEIF CUR_MONTHNUM = 12 then fill "November YEAR minus 5 years"

Fills: YOU_ANYONE

Instructions: IF NUMHOUSE = 1 then fill "you"
ELSE fill "you or anyone in your household"

Fills: P7FillText

Instructions: P7FillText[1] := 'purchased any jewelry?'
P7FillText[2] := 'purchased any computer software, accessories, online games,
or blank media?'
P7FillText[3] := 'had any expenses for accessing the internet at home or away
from home? Do not include mobile data charges.'
P7FillText[4] := 'purchased any watches?'
P7FillText[5] := 'purchased any calculators, typewriters, or fax machines?'
P7FillText[6] := 'had any expenses for shoe repair or other shoe services?'
P7FillText[7] := 'had any expenses for clothing rental, alterations or repairs?'
P7FillText[8] := 'had any expenses for watch or jewelry repair?'
P7FillText[9] := 'purchased any personal computers or peripheral equipment?'
P7FillText[10] := 'purchased any home or cellular telephones, answering
machines, or other phone accessories?'

Type: Enumerated

Length: 1

Answer List: TYesNo

Value:	Mnemonic:	Description:
1	Yes	Yes
2	No	No

- Don't Know
- Refuse
- Empty

- On Input
- On Output

Store Instructions: Set IntroFlag:
If PCAT = RESPONSE or PCAT = NONRESPONSE THEN:
If P7TIME[PRow] = 6 then set IntroFlag6 = 1
If P7TIME[PRow] = 12 then set IntroFlag12 = 1
If P7TIME[PRow] = 2 then set IntroFlag2 = 1
If P7TIME[PRow] = 5 then set IntroFlag5 = 1

Array:

Skip Instructions: 1: Goto POPSCAT

2,DK,RF: Goto the next appropriate row

Destination Data Set: POP7

Sponsor Field Type: C

Report Section: 20C

Date Implemented (YYYY-MM-DD): February 2025

Field

POPSCAT

NEWBSect20C.tbIPOPGRP7.POPSCAT

Description: CPI Pop Category

Form Pane Label:

SAS Name:

Tag Name:

Inherited Universe:

Universe: PCAT = Yes {1}

Universe Description:

Question Text:

Type: String

Length: 3

- Don't Know
- Refuse
- Empty

- On Input
- On Output

Store Instructions: If PCAT = Yes {1} then set POPSCAT = P7CAT[PRow]

Array:

Skip Instructions: Goto OTLTCOST

Sponsor Field Type: C

Report Section: 20C

Date Implemented (YYYY-MM-DD): February 2025

OTLTCOST

Field

NEWBSect20C.tbIPOPGRP7.OTLTCOST

Description: Purchase price

Form Pane Label: Cost

SAS Name: OTLTCOST

Tag Name: OTLTCOST

Inherited Universe:

Universe: PCAT = Yes {1}

Universe Description:

Question Text: In the last ^P7Fill1_Cost, how much ^P7Fill2_Cost ^P7FillTextC?

Fills: P7Fill1_Cost

Instructions: IF P7Time[PRow] = 6 then fill 'SIX MONTHS'
ELSEIF P7Time[PRow] = 12 then fill '12 MONTHS'
ELSEIF P7Time[PRow] = 2 then fill 'TWO YEARS'
ELSEIF P7Time[PRow] = 5 then fill 'FIVE YEARS'

Fills: P7Fill2_Cost

Instructions: IF PRow = 3, 6, 7, or 8 then fill 'was ^YR_YRCUS last expense for'
Else fill 'did ^YOU_YRCU spend on your last purchase of'

Fills: YR_YRCUS

Instructions: IF NUMHOUSE = 1 then fill "your"
ELSE fill "your household's"

Fills: YOU_YRCU

Instructions: IF NUMHOUSE = 1 then fill "you"
ELSE fill "your household"

Fills: P7FillTextC

Instructions: P7FillTextC[1] := â€™jewelryâ€™
P7FillTextC[2] := â€™computer software, accessories, online games, or blank mediaâ€™
P7FillTextC[3] := â€™internet at home or away from homeâ€™
P7FillTextC[4] := â€™watchesâ€™
P7FillTextC[5] := â€™calculators, typewriters, or fax machinesâ€™
P7FillTextC[6] := â€™shoe repair or other shoe servicesâ€™
P7FillTextC[7] := â€™clothing rental, alterations or repairsâ€™
P7FillTextC[8] := â€™watch or jewelry repairâ€™

P7FillTextC[9] := "personal computers or peripheral equipment"
**P7FillTextC[10] := "home or cellular telephones, answering machines, or
other phone accessories"**

Type: Integer
Length: 7

Min: 1
Max: 999999

Don't Know
 Refuse
 Empty

On Input
 On Output

Array:

Special Instructions: Display a \$ and comma in the entry field

Skip Instructions: IF OTLTCOST < P7SoftLowerLimit[PRow] or
OTLTCOST > P7SoftUpperLimit[PRow]
then goto ERR1_OTLTCOST

ELSE goto OTLTSTOR

Destination Data Set: POP7

Sponsor Field Type: N

Report Section: 20C

Date Implemented (YYYY-MM-DD): February 2025

ERR1_OTLTCOST

Check

NEWBSect20C.tbIPOPGRP7.ERR1_OTLTCOST

Description: Out of Range Check

Inherited Universe:

Universe: (OTLTCOST < P7SoftLowerLimit[PRow] or OTLTCOST > P7SoftUpperLimit[PRow])
AND OTLTCOST = RESPONSE

Universe Description:

Text: * THE VALUE ENTERED IS UNUSUALLY HIGH OR LOW

PLEASE VERIFY AND, IF CORRECT, ENTER ITEM LEVEL NOTE

Check Instructions: If error is suppressed, then set OTLT_OST = 'A1'

Type: Soft

Skip Instructions: Suppress: Goto OTLTSTOR

All others, go back to OTLTCOST

Field

OTLTSTOR
NEWBSect20C.tbIPOPGRP7.OTLTSTOR

Description: Where Purchased

Form Pane Label: Business

SAS Name: OTLTSTOR

Tag Name: OTLTSTOR

Inherited Universe:

Universe: PCAT = Yes {1}

Universe Description:

Question Text: What is the name of the business where ^P7Fill_STOR?

✦ Enter store, website, or company name

Fills: P7Fill_STOR

Instructions: IF PRow = 3, 6, 7 or 8 then fill ''^YOU_YRCU had this expense';
Else fill ''this was last purchased';

Fills: YOU_YRCU

Instructions: IF NUMHOUSE = 1 then fill "you"
ELSE fill "your household"

Type: String

Length: 45

Don't Know
 Refuse
 Empty

On Input
 On Output

Array:

Special Instructions: IF uppercase entry contains '.COM' then set OTLTTYPE = 1 and "keep" and "Show"

Skip Instructions: IF uppercase entry does not contain '.COM' and is not a DK or RF then goto
OTLTTYPE

ELSE goto the next appropriate row

Destination Data Set: POP7

Sponsor Field Type: C

Report Section: 20C

Date Implemented (YYYY-MM-DD): February 2025

Field

OTLTTYE
NEWBSect20C.tblPOPGRP7.OTLTTYE

Description: Purchased Online or in person

Form Pane Label: Online

SAS Name: OTLTTYE

Tag Name: OTLTTYE

Inherited Universe:

Universe: (OTLTSTOR = RESPONSE) AND UPPERCASE(OTLTSTOR) does not contain
'COM'

Universe Description: Business name is not DK, RF or .COM

Question Text: Was this paid for -

Type: Enumerated

Length: 1

Answer List: TOnline

Value:	Mnemonic:	Description:
1	Online	Online?
2	InPerson	In person?
3	MailTel	By mail or telephone order?
4	Other	Other

- Don't Know
- Refuse
- Empty

- On Input
- On Output

Array:

Special Instructions: Answer list descriptions for options 1-3 should be bold black

Skip Instructions: 1,3,4,DK,RF: Goto the next appropriate row

2: Goto OTLTCITY

Destination Data Set: POP7

Sponsor Field Type: C

Report Section: 20C

Date Implemented (YYYY-MM-DD): February 2025

Field

OTLTCITY
NEWBSect20C.tbIPOPGRP7.OTLTCITY

Description: Purchase location - City

Form Pane Label: Location - City

SAS Name: OTLTCITY

Tag Name: OTLTCITY

Inherited Universe:

Universe: OTLTTYPE = InPerson {2}

Universe Description: Purchased in person

Question Text: In what city is ^OTLTSTOR_Fill located?

Fills: OTLTSTOR_Fill

Instructions: Fill entry in OTLTSTOR

Type: String

Length: 45

- Don't Know
- Refuse
- Empty

- On Input
- On Output

Array:

Skip Instructions: Goto OTLTSTE

Destination Data Set: POP7

Sponsor Field Type: C

Report Section: 20C

Date Implemented (YYYY-MM-DD): February 2025

OTLTSTE

Field

NEWBSect20C.tbIPOPGRP7.OTLTSTE

Description: Purchase location - State

Form Pane Label: State

SAS Name: OTLTSTE

Tag Name: OTLTSTE

Inherited Universe:

Universe: OTLTTYPE = InPerson {2}

Universe Description: Purchased in person

Help Screen: H_DESTCODE

Question Text: ? [F1]

In what state is ^OTLTSTOR_Fill located?

✦ [Enter the two character state abbreviation](#)

Fills: OTLTSTOR_Fill

Instructions: Fill entry in OTLTSTOR

Type: String

Length: 2

Don't Know
 Refuse
 Empty

On Input
 On Output

Array:

Special Instructions: Use answer type TState - STRING[2], display width 4

Skip Instructions: IF entry is not a valid state abbreviation then goto CK_OTLTSTE

ELSE goto the next appropriate row

Destination Data Set: POP7

Sponsor Field Type: C

Report Section: 20C

Date Implemented (YYYY-MM-DD): February 2025

CK_OTLTSTE

Check

NEWBSect20C.tbIPOPGRP7.CK_OTLTSTE

Description: Not a valid state abbreviation

Inherited Universe:

Universe: (OTLTSTE is not a valid state abbreviation) AND OTLTSTE = RESPONSE

Universe Description: State abbreviation entered is not valid

Text: [✦ Not a valid state abbreviation](#)

Check Instructions:

Type: Hard

Skip Instructions: Go back to OTLTSTE

Field

OTLT_OST
NEWBSect20C.tblPOPGRP7.OTLT_OST

Description: Range edit flag

Form Pane Label:

SAS Name: OTLT_OST

Tag Name:

Inherited Universe:

Universe:

Universe Description:

Question Text:

Type: String

Length: 2

Don't Know

Refuse

Empty

On Input

On Output

Array:

Special Instructions: NOTE: See ERR1_OTLTCOST for how to set this field

Valid Values: A1 = Range edit failed (ERR1 check was suppressed)

Blank = Range edit passed

Destination Data Set: POP7

Sponsor Field Type: C

Report Section: 20C

Date Implemented (YYYY-MM-DD): February 2025

Sponsor Edits: FLAG

END_POPGRP7

Field

NEWBSect20C.END_POPGRP7

Description: End of Section 20C - Pop Group 7

Form Pane Label:

SAS Name:

Tag Name:

Inherited Universe:

Universe:

Universe Description:

Question Text:

Type: Classification

Length: 0

- Don't Know
- Refuse
- Empty

- On Input
- On Output

Store Instructions: Set 20C Complete Flag

IF Ask_P7[1] = no and

Ask_P7[2] = no and Ask_P7[3] = no and Ask_P7[4] = no and Ask_P7[5] = no and
Ask_P7[6] = no and Ask_P7[7] = no and Ask_P7[8] = no and Ask_P7[9] = no and
Ask_P7[10] = no

THEN set S20C_Complete = 1

IF Ask_P7[10] = yes THEN:

IF tbIPOPGRP7[10].PCAT = No {2} or

tbIPOPGRP7[10].PCAT = NONRESPONSE or

tbIPOPGRP7[10].OTLTSTOR contains .COM or

tbIPOPGRP7[10].OTLTSTOR = NONRESPONSE or

tbIPOPGRP7[10].OTLTTYPE = OnLine {1} or

tbIPOPGRP7[10].OTLTTYPE = MailTel {3} or

tbIPOPGRP7[10].OTLTTYPE = Other {4} or

tbIPOPGRP7[10].OTLTTYPE = NONRESPONSE or

tbIPOPGRP7[10].OTLTSTE = RESPONSE or

tbIPOPGRP7[10].OTLTSTE = NONRESPONSE then

set S20C_Complete = 1

```
ELSE set S20C_Complete = 2
END

ELSEIF Ask_P7[9] = yes THEN:
  IF tbIPOPGRP7[9].PCAT = No {2} or
    tbIPOPGRP7[9].PCAT = NONRESPONSE or
    tbIPOPGRP7[9].OTLTSTOR contains .COM or
    tbIPOPGRP7[9].OTLTSTOR = NONRESPONSE or
    tbIPOPGRP7[9].OTLTTYPE = OnLine {1} or
    tbIPOPGRP7[9].OTLTTYPE = MailTel {3} or
    tbIPOPGRP7[9].OTLTTYPE = Other {4} or
    tbIPOPGRP7[9].OTLTTYPE = NONRESPONSE or
    tbIPOPGRP7[9].OTLTSTE = RESPONSE or
    tbIPOPGRP7[9].OTLTSTE = NONRESPONSE then
    set S20C_Complete = 1
  ELSE set S20C_Complete = 2
  END

ELSEIF Ask_P7[8] = yes THEN:
  IF tbIPOPGRP7[8].PCAT = No {2} or
    tbIPOPGRP7[8].PCAT = NONRESPONSE or
    tbIPOPGRP7[8].OTLTSTOR contains .COM or
    tbIPOPGRP7[8].OTLTSTOR = NONRESPONSE or
    tbIPOPGRP7[8].OTLTTYPE = OnLine {1} or
    tbIPOPGRP7[8].OTLTTYPE = MailTel {3} or
    tbIPOPGRP7[8].OTLTTYPE = Other {4} or
    tbIPOPGRP7[8].OTLTTYPE = NONRESPONSE or
    tbIPOPGRP7[8].OTLTSTE = RESPONSE or
    tbIPOPGRP7[8].OTLTSTE = NONRESPONSE then
    set S20C_Complete = 1
  ELSE set S20C_Complete = 2
  END

ELSEIF Ask_P7[7] = yes THEN:
  IF tbIPOPGRP7[7].PCAT = No {2} or
    tbIPOPGRP7[7].PCAT = NONRESPONSE or
    tbIPOPGRP7[7].OTLTSTOR contains .COM or
    tbIPOPGRP7[7].OTLTSTOR = NONRESPONSE or
    tbIPOPGRP7[7].OTLTTYPE = OnLine {1} or
    tbIPOPGRP7[7].OTLTTYPE = MailTel {3} or
    tbIPOPGRP7[7].OTLTTYPE = Other {4} or
    tbIPOPGRP7[7].OTLTTYPE = NONRESPONSE or
    tbIPOPGRP7[7].OTLTSTE = RESPONSE or
    tbIPOPGRP7[7].OTLTSTE = NONRESPONSE then
    set S20C_Complete = 1
  ELSE set S20C_Complete = 2
  END
```

```
ELSEIF Ask_P7[6] = yes THEN:
  IF tblIPOPGRP7[6].PCAT = No {2} or
    tblIPOPGRP7[6].PCAT = NONRESPONSE or
    tblIPOPGRP7[6].OTLTSTOR contains .COM or
    tblIPOPGRP7[6].OTLTSTOR = NONRESPONSE or
    tblIPOPGRP7[6].OTLTTYPE = OnLine {1} or
    tblIPOPGRP7[6].OTLTTYPE = MailTel {3} or
    tblIPOPGRP7[6].OTLTTYPE = Other {4} or
    tblIPOPGRP7[6].OTLTTYPE = NONRESPONSE or
    tblIPOPGRP7[6].OTLTSTE = RESPONSE or
    tblIPOPGRP7[6].OTLTSTE = NONRESPONSE then
    set S20C_Complete = 1
  ELSE set S20C_Complete = 2
  END

ELSEIF Ask_P7[5] = yes THEN:
  IF tblIPOPGRP7[5].PCAT = No {2} or
    tblIPOPGRP7[5].PCAT = NONRESPONSE or
    tblIPOPGRP7[5].OTLTSTOR contains .COM or
    tblIPOPGRP7[5].OTLTSTOR = NONRESPONSE or
    tblIPOPGRP7[5].OTLTTYPE = OnLine {1} or
    tblIPOPGRP7[5].OTLTTYPE = MailTel {3} or
    tblIPOPGRP7[5].OTLTTYPE = Other {4} or
    tblIPOPGRP7[5].OTLTTYPE = NONRESPONSE or
    tblIPOPGRP7[5].OTLTSTE = RESPONSE or
    tblIPOPGRP7[5].OTLTSTE = NONRESPONSE then
    set S20C_Complete = 1
  ELSE set S20C_Complete = 2
  END

ELSEIF Ask_P7[4] = yes THEN:
  IF tblIPOPGRP7[4].PCAT = No {2} or
    tblIPOPGRP7[4].PCAT = NONRESPONSE or
    tblIPOPGRP7[4].OTLTSTOR contains .COM or
    tblIPOPGRP7[4].OTLTSTOR = NONRESPONSE or
    tblIPOPGRP7[4].OTLTTYPE = OnLine {1} or
    tblIPOPGRP7[4].OTLTTYPE = MailTel {3} or
    tblIPOPGRP7[4].OTLTTYPE = Other {4} or
    tblIPOPGRP7[4].OTLTTYPE = NONRESPONSE or
    tblIPOPGRP7[4].OTLTSTE = RESPONSE or
    tblIPOPGRP7[4].OTLTSTE = NONRESPONSE then
    set S20C_Complete = 1
  ELSE set S20C_Complete = 2
  END

ELSEIF Ask_P7[3] = yes THEN:
  IF tblIPOPGRP7[3].PCAT = No {2} or
    tblIPOPGRP7[3].PCAT = NONRESPONSE or
    tblIPOPGRP7[3].OTLTSTOR contains .COM or
```

```
tbIPOPGRP7[3].OTLTSTOR = NONRESPONSE or
tbIPOPGRP7[3].OTLTTYPE = OnLine {1} or
tbIPOPGRP7[3].OTLTTYPE = MailTel {3} or
tbIPOPGRP7[3].OTLTTYPE = Other {4} or
tbIPOPGRP7[3].OTLTTYPE = NONRESPONSE or
tbIPOPGRP7[3].OTLTSTE = RESPONSE or
tbIPOPGRP7[3].OTLTSTE = NONRESPONSE then
    set S20C_Complete = 1
ELSE set S20C_Complete = 2
END
ELSEIF Ask_P7[2] = yes THEN:
    IF tbIPOPGRP7[2].PCAT = No {2} or
        tbIPOPGRP7[2].PCAT = NONRESPONSE or
        tbIPOPGRP7[2].OTLTSTOR contains .COM or
        tbIPOPGRP7[2].OTLTSTOR = NONRESPONSE or
        tbIPOPGRP7[2].OTLTTYPE = OnLine {1} or
        tbIPOPGRP7[2].OTLTTYPE = MailTel {3} or
        tbIPOPGRP7[2].OTLTTYPE = Other {4} or
        tbIPOPGRP7[2].OTLTTYPE = NONRESPONSE or
        tbIPOPGRP7[2].OTLTSTE = RESPONSE or
        tbIPOPGRP7[2].OTLTSTE = NONRESPONSE then
            set S20C_Complete = 1
        ELSE set S20C_Complete = 2
        END
    ELSEIF Ask_P7[1] = yes THEN:
        IF tbIPOPGRP7[1].PCAT = No {2} or
            tbIPOPGRP7[1].PCAT = NONRESPONSE or
            tbIPOPGRP7[1].OTLTSTOR contains .COM or
            tbIPOPGRP7[1].OTLTSTOR = NONRESPONSE or
            tbIPOPGRP7[1].OTLTTYPE = OnLine {1} or
            tbIPOPGRP7[1].OTLTTYPE = MailTel {3} or
            tbIPOPGRP7[1].OTLTTYPE = Other {4} or
            tbIPOPGRP7[1].OTLTTYPE = NONRESPONSE or
            tbIPOPGRP7[1].OTLTSTE = RESPONSE or
            tbIPOPGRP7[1].OTLTSTE = NONRESPONSE then
                set S20C_Complete = 1
            ELSE set S20C_Complete = 2
            END
        END
```

Array:

Skip Instructions: Exit section 20C and goto the next appropriate section

POP8_AskFlags

Field

NEWBSect20C.POP8_AskFlags

Description: Set PopGrp 8 "Ask" flags

Form Pane Label:

SAS Name:

Tag Name:

Inherited Universe:

Universe:

Universe Description:

Question Text:

Type: Classification

Length: 0

- Don't Know
- Refuse
- Empty

- On Input
- On Output

Store Instructions: IF VAL(RT10.POPGRP) = 8 and SECTCOMP[5] = 1 and SECTCOMP[8] = 1 and SECTCOMP[13] = 1 THEN:

```
IF BSect8.LP8A_Flag[5] = no then
  set Ask_P8[1] = yes
ENDIF
```

```
IF BSect8.LP8A_Flag[8] = no and
  BSect8.LP8A_Flag[9] = no then
  set Ask_P8[2] = yes
ENDIF
```

```
IF BSect8.LP8A_Flag[12] = no then
  set Ask_P8[3] = yes
ENDIF
```

```
IF BSect13.LP13_Flag[9] = no then
  set Ask_P8[4] = yes
ENDIF
```



```
IF BSect13.LP13_Flag[5] = no then
  set Ask_P8[5] = yes
ENDIF
```

```
IF BSect13.LP13_Flag[3] = no and
  BSect13.LP13_Flag[4] = no then
  set Ask_P8[6] = yes
ENDIF
```

```
IF BSect13.LP13_Flag[4] = no and
  BSect13.LP13_Flag[11] = no then
  set Ask_P8[7] = yes
ENDIF
```

```
IF BSect8.LP8A_Flag[1] = no and
  BSect8.LP8A_Flag[2] = no and
  BSect8.LP8A_Flag[3] = no and
  BSect8.LP8A_Flag[5] = no and
  BSect8.LP8A_Flag[6] = no and
  BSect8.LP8A_Flag[7] = no and
  BSect8.LP8A_Flag[25] = no then
  set Ask_P8[8] = yes
ENDIF
```

```
IF BSect8.LP8A_Flag[10] = no then
  set Ask_P8[9] = yes
ENDIF
```

```
IF BSect5.LP5_Flag[13] = no and
  BSect5.LP8A_Flag[26] = no then
  set Ask_P8[10] = yes
ENDIF
```

```
IF BSect8.LP8A_Flag[27] = no and
  BSect8.LP8A_Flag[28] = no then
  set Ask_P8[11] = yes
ENDIF
```

```
ENDIF
```

Array:

Ask_P8

Field

NEWBSect20C.Ask_P8

Description: POP Group 8 - Ask flag

Form Pane Label:

SAS Name:

Tag Name:

Inherited Universe:

Universe:

Universe Description:

Question Text:

Type: Enumerated

Length: 1

Answer List: TYesNo

Value:	Mnemonic:	Description:
1	Yes	Yes
2	No	No

- Don't Know
- Refuse
- Empty

- On Input
- On Output

Array:

Number of Elements: 11

Special Instructions: NOTE: Array positions represent the question order.

For example, array position 1 corresponds to the first POP group 8 outlet question (row 1) - TblPOPGRP8[1].PCAT

Instrument SAS Name: Ask_P8

Destination Data Set: POP8

Report Section: 20C

Date Implemented (YYYY-MM-DD): February 2025

P8CAT

Field

NEWBSect20C.P8CAT

Description: POP Group 8 - CPI POP Category

Form Pane Label:

SAS Name:

Tag Name:

Inherited Universe:

Universe:

Universe Description:

Question Text:

Type: String

Length: 3

- Don't Know
- Refuse
- Empty

- On Input
- On Output

Store Instructions: P8CAT[1] := H16
P8CAT[2] := H10
P8CAT[3] := H15
P8CAT[4] := M04
P8CAT[5] := M05
P8CAT[6] := M06
P8CAT[7] := M07
P8CAT[8] := H41
P8CAT[9] := H14
P8CAT[10] := H07
P8CAT[11] := H08

Array:

Number of Elements: 11

Special Instructions: NOTE: These should be in the order they are to be asked.

Destination Data Set: POP8

Report Section: 20C

Date Implemented (YYYY-MM-DD): February 2025

P8Time

Field

NEWBSect20C.P8Time

Description: POP Group 8 - Time Reference

Form Pane Label:

SAS Name:

Tag Name:

Inherited Universe:

Universe:

Universe Description:

Question Text:

Type: Integer

Length: 2

Min: 1

Max: 12

- Don't Know
- Refuse
- Empty

- On Input
- On Output

Store Instructions: P8Time[1] := 12
P8Time[2] := 12
P8Time[3] := 12
P8Time[4] := 12
P8Time[5] := 12
P8Time[6] := 12
P8Time[7] := 12
P8Time[8] := 2
P8Time[9] = 2
P8Time[10] = 2
P8Time[11] = 2

Array:

Number of Elements: 11

Special Instructions: NOTE: 6 = six months

12 = twelve months

2 = two years

5 = five years

Destination Data Set: POP8

Report Section: 20C

Date Implemented (YYYY-MM-DD): February 2025

P8SoftLowerLimit

Field

NEWBSect20C.P8SoftLowerLimit

Description: Lower ranges for ERR1_OTLTCOST

Form Pane Label:

SAS Name:

Tag Name:

Inherited Universe:

Universe:

Universe Description:

Question Text:

Type: Integer

Length: 8

Min: 0

Max: 99999999

- Don't Know
- Refuse
- Empty

- On Input
- On Output

Store Instructions: P8SoftLowerLimit[1] := 11
P8SoftLowerLimit[2] := 10
P8SoftLowerLimit[3] := 7
P8SoftLowerLimit[4] := 15
P8SoftLowerLimit[5] := 3
P8SoftLowerLimit[6] := 3
P8SoftLowerLimit[7] := 3
P8SoftLowerLimit[8] := 5
P8SoftLowerLimit[9] := 10
P8SoftLowerLimit[10] := 1
P8SoftLowerLimit[11] := 5

Array:

Number of Elements: 11

Report Section: 20C

Date Implemented (YYYY-MM-DD): February 2025

P8SoftUpperLimit

Field

NEWBSect20C.P8SoftUpperLimit

Description: Upper ranges for ERR1_OTLTCOST

Form Pane Label:

SAS Name:

Tag Name:

Inherited Universe:

Universe:

Universe Description:

Question Text:

Type: Integer

Length: 8

Min: 0

Max: 99999999

- Don't Know
- Refuse
- Empty

- On Input
- On Output

Store Instructions: P8SoftUpperLimit[1] := 3999
P8SoftUpperLimit[2] := 6999
P8SoftUpperLimit[3] := 5999
P8SoftUpperLimit[4] := 8000
P8SoftUpperLimit[5] := 5000
P8SoftUpperLimit[6] := 4999
P8SoftUpperLimit[7] := 4999
P8SoftUpperLimit[8] := 7000
P8SoftUpperLimit[9] := 1065
P8SoftUpperLimit[10] := 14999
P8SoftUpperLimit[11] := 9999

Array:

Number of Elements: 11

Report Section: 20C

Date Implemented (YYYY-MM-DD): February 2025

PGRP8_INTRO

Field

NEWBSect20C.PGRP8_INTRO

Description: Introduction

Form Pane Label: Intro

SAS Name:

Tag Name: PGRP8_INTRO

Inherited Universe:

Universe: P8[1] = yes OR P8[2] = yes OR P8[3] = yes OR P8[4] = yes OR
P8[5] = yes OR P8[6] = yes OR P8[7] = yes OR P8[8] = yes OR
P8[9] = yes OR P8[10] = yes OR P8[11] = yes

Universe Description:

Question Text: The next few questions are about expenses made by ^YOU_ANYONE during the last five years, that is, as far back as ^FiveYears. We have used the responses that you've already given us to shorten this part of the interview, so I'll only be asking you about expenses that you told me that you did not have in the last three months.

Fills: YOU_ANYONE

Instructions: IF NUMHOUSE = 1 then fill "you"
ELSE fill "you or anyone in your household"

Fills: FiveYears

Instructions: Set FiveYears = Current Year minus 5 years

Type: Enumerated

Length: 1

Answer List: TContinue

Value:	Mnemonic:	Description:
1	Continue	Enter 1 to Continue

- Don't Know
- Refuse
- Empty

- On Input
- On Output

Array:

Skip Instructions: Goto tbIPOPGRP1

Destination Data Set: POP8

Sponsor Field Type: N

Report Section: 20C

Date Implemented (YYYY-MM-DD): April 2019

tbIPOPGRP8

Block

NEWBSect20C.tbIPOPGRP8

Description: Extended Recall Questions for Pop Group 8

Tab Name:

Fly Over Name:

Universe Type: If

Inherited Universe:

Universe: PGRP8_INTRO = Continue

Universe Description:

Array:

Block Instructions: Allow 11 rows

Field

PRow
NEWBSect20C.tbIPOPGRP8.PRow

Description: Row Number - DO NOT DISPLAY

Form Pane Label:

SAS Name:

Tag Name:

Inherited Universe:

Universe:

Universe Description:

Question Text:

Type: Integer

Length: 2

Min: 1

Max: 11

- Don't Know
- Refuse
- Empty

- On Input
- On Output

Store Instructions: Set PRow = row number starting with 1

Array:

Report Section: 20C

Date Implemented (YYYY-MM-DD): February 2025

PCATDesc

Field

NEWBSect20C.tbIPOPGRP8.PCATDesc

Description: Item Description - SHOW field

Form Pane Label: Description

SAS Name:

Tag Name:

Inherited Universe:

Universe:

Universe Description:

Question Text: SHOW ONLY

Type: String

Length: 30

Don't Know

Refuse

Empty

On Input

On Output

Store Instructions: Set Description as follows:

For Row 1 set Description = 'Bookcases'

For Row 2 set Description = 'Bedroom Furniture'

For Row 3 set Description = 'Outdoor Furniture'

For Row 4 set Description = 'Physicians' Services'

For Row 5 set Description = 'Dental Services'

For Row 6 set Description = 'Eye Care'

For Row 7 set Description = 'Medical Services'

For Row 8 set Description = 'HH Furniture'

For Row 9 set Description = 'Infants' Furniture'

For Row 10 set Description = 'Flooring Covering'

For Row 11 set Description = 'Curtains, Blinds'

Array:

Report Section: 20C

Date Implemented (YYYY-MM-DD): February 2025

Field

PCAT
NEWBSect20C.tbIPOPGRP8.PCAT

Description: Outlet Screener Question

Form Pane Label: Item

SAS Name: PCAT

Tag Name: PCAT

Inherited Universe:

Universe: (Ask_P8[1] = yes AND PRow = 1) OR (Ask_P8[2] = yes AND PRow = 2) OR
(Ask_P8[3] = yes AND PRow = 3) OR (Ask_P8[4] = yes AND PRow = 4) OR
(Ask_P8[5] = yes AND PRow = 5) OR (Ask_P8[6] = yes AND PRow = 6) OR
(Ask_P8[7] = yes AND PRow = 7) OR (Ask_P8[8] = yes AND PRow = 8) OR
(Ask_P8[9] = yes AND PRow = 9) OR (Ask_P8[10] = yes AND PRow = 10) OR
(Ask_P8[11] = yes AND PRow = 11)

Universe Description:

Question Text: ^P8CATIntro_Fill have ^YOU_ANYONE ^P8FillText

Fills: P8CATIntro_Fill

Instructions: If P8Time[Prow] = 6 and IntroFlag6 = EMPTY then fill "Now, please think about the last six months, since the first of ^SixMonthsAgo"

ELSE If P8Time[Prow] = 6 fill "In the last SIX MONTHS,"

If P8Time[Prow] = 12 and IntroFlag12 = EMPTY then fill "Now, please think about the last twelve months, since the first of ^TwelveMonthsAgo"

ELSE If P8Time[Prow] = 12 fill "In the last TWELVE MONTHS,"

If P8Time[Prow] = 2 and IntroFlag2 = EMPTY then fill "Now, please think about the last two years, since the first of ^TwoYearsAgo"

ELSE If P8Time[Prow] = 2 fill "In the last TWO YEARS,"

If P8Time[Prow] = 5 and IntroFlag5 = EMPTY then fill "Now, please think about the last five years, since the first of ^FiveYearsAgo"

ELSE If P8Time[Prow] = 5 fill "In the last FIVE YEARS,"

Fills: SixMonthsAgo

Instructions: IF CUR_MONTHNUM = 01 then fill "July YEAR minus 1 year"

ELSEIF CUR_MONTHNUM = 02 then fill "August YEAR minus 1 year"

ELSEIF CUR_MONTHNUM = 03 then fill "September YEAR minus 1 year"

ELSEIF CUR_MONTHNUM = 04 then fill "October YEAR minus 1 year"

ELSEIF CUR_MONTHNUM = 05 then fill "November YEAR minus 1 year"

ELSEIF CUR_MONTHNUM = 06 then fill "December YEAR minus 1 year"

ELSEIF CUR_MONTHNUM = 07 then fill "January YEAR"

ELSEIF CUR_MONTHNUM = 08 then fill "February YEAR"

ELSEIF CUR_MONTHNUM = 09 then fill "March YEAR"
ELSEIF CUR_MONTHNUM = 10 then fill "April YEAR"
ELSEIF CUR_MONTHNUM = 11 then fill "May YEAR"
ELSEIF CUR_MONTHNUM = 12 then fill "June YEAR"

Fills: TwelveMonthsAgo

Instructions: **IF CUR_MONTHNUM = 01 then fill "December YEAR minus 2 years"**
ELSEIF CUR_MONTHNUM = 02 then fill "January YEAR minus 1 year"
ELSEIF CUR_MONTHNUM = 03 then fill "February YEAR minus 1 year"
ELSEIF CUR_MONTHNUM = 04 then fill "March YEAR minus 1 year"
ELSEIF CUR_MONTHNUM = 05 then fill "April YEAR minus 1 year"
ELSEIF CUR_MONTHNUM = 06 then fill "May YEAR minus 1 year"
ELSEIF CUR_MONTHNUM = 07 then fill "June YEAR minus 1 year"
ELSEIF CUR_MONTHNUM = 08 then fill "July YEAR minus 1 year"
ELSEIF CUR_MONTHNUM = 09 then fill "August YEAR minus 1 year"
ELSEIF CUR_MONTHNUM = 10 then fill "September YEAR minus 1 year"
ELSEIF CUR_MONTHNUM = 11 then fill "October YEAR minus 1 year"
ELSEIF CUR_MONTHNUM = 12 then fill "November YEAR minus 1 year"

Fills: TwoYearsAgo

Instructions: **IF CUR_MONTHNUM = 01 then fill "December YEAR minus 3 years"**
ELSEIF CUR_MONTHNUM = 02 then fill "January YEAR minus 2 years"
ELSEIF CUR_MONTHNUM = 03 then fill "February YEAR minus 2 years"
ELSEIF CUR_MONTHNUM = 04 then fill "March YEAR minus 2 years"
ELSEIF CUR_MONTHNUM = 05 then fill "April YEAR minus 2 years"
ELSEIF CUR_MONTHNUM = 06 then fill "May YEAR minus 2 years"
ELSEIF CUR_MONTHNUM = 07 then fill "June YEAR minus 2 years"
ELSEIF CUR_MONTHNUM = 08 then fill "July YEAR minus 2 years"
ELSEIF CUR_MONTHNUM = 09 then fill "August YEAR minus 2 years"
ELSEIF CUR_MONTHNUM = 10 then fill "September YEAR minus 2 years"
ELSEIF CUR_MONTHNUM = 11 then fill "October YEAR minus 2 years"
ELSEIF CUR_MONTHNUM = 12 then fill "November YEAR minus 2 years"

Fills: FiveYearsAgo

Instructions: **IF CUR_MONTHNUM = 01 then fill "December YEAR minus 6 years"**
ELSEIF CUR_MONTHNUM = 02 then fill "January YEAR minus 5 years"
ELSEIF CUR_MONTHNUM = 03 then fill "February YEAR minus 5 years"
ELSEIF CUR_MONTHNUM = 04 then fill "March YEAR minus 5 years"
ELSEIF CUR_MONTHNUM = 05 then fill "April YEAR minus 5 years"
ELSEIF CUR_MONTHNUM = 06 then fill "May YEAR minus 5 years"
ELSEIF CUR_MONTHNUM = 07 then fill "June YEAR minus 5 years"
ELSEIF CUR_MONTHNUM = 08 then fill "July YEAR minus 5 years"
ELSEIF CUR_MONTHNUM = 09 then fill "August YEAR minus 5 years"
ELSEIF CUR_MONTHNUM = 10 then fill "September YEAR minus 5 years"
ELSEIF CUR_MONTHNUM = 11 then fill "October YEAR minus 5 years"
ELSEIF CUR_MONTHNUM = 12 then fill "November YEAR minus 5 years"

Fills: YOU_ANYONE

Instructions: IF NUMHOUSE = 1 then fill "you"
ELSE fill "you or anyone in your household"

Fills: P8FillText

Instructions: P8FillText[1] := 'purchased any entertainment centers, bookcases, desks, or barstools?'
P8FillText[2] := 'purchased any bedroom furniture including mattresses or box springs?'
P8FillText[3] := 'purchased any outdoor furniture?'
P8FillText[4] := 'had any expenses for physicians' services?'
P8FillText[5] := 'had any expenses for dental services?'
P8FillText[6] := 'had any expenses for eyeglasses or eye care?'
P8FillText[7] := 'had any expenses for services by medical professionals, excluding physicians, dentists, and ophthalmologists or opticians?'
P8FillText[8] := 'purchased any living room, dining room, or kitchen furniture?'
P8FillText[9] := 'purchased any infants' furniture?'
P8FillText[10] := 'purchased any flooring coverings, such as hard surface tiling, carpets, or scatter rugs?'
P8FillText[11] := 'purchased any window coverings, such as curtains, drapes, or blinds?'

Type: Enumerated

Length: 1

Answer List: TYesNo

Value:	Mnemonic:	Description:
1	Yes	Yes
2	No	No

- Don't Know
- Refuse
- Empty

- On Input
- On Output

Store Instructions: Set IntroFlag:

If PCAT = RESPONSE or PCAT = NONRESPONSE THEN:

If P8TIME[PRow] = 6 then set IntroFlag6 = 1

If P8TIME[PRow] = 12 then set IntroFlag12 = 1

If P8TIME[PRow] = 2 then set IntroFlag2 = 1

If P8TIME[PRow] = 5 then set IntroFlag5 = 1

Array:

Skip Instructions: 1: Goto POPSCAT

2,DK,RF: Goto the next appropriate row

Destination Data Set: POP8

Sponsor Field Type: C

Report Section: 20C

Date Implemented (YYYY-MM-DD): February 2025

Field

POPSCAT

NEWBSect20C.tbIPOPGRP8.POPSCAT

Description: CPI Pop Category

Form Pane Label:

SAS Name:

Tag Name:

Inherited Universe:

Universe: PCAT = Yes {1}

Universe Description:

Question Text:

Type: String

Length: 3

- Don't Know
- Refuse
- Empty

- On Input
- On Output

Store Instructions: If PCAT = Yes {1} then set POPSCAT = P8CAT[PRow]

Array:

Skip Instructions: Goto OTLTCOST

Sponsor Field Type: C

Report Section: 20C

Date Implemented (YYYY-MM-DD): February 2025

OTLTCOST

Field

NEWBSect20C.tbIPOPGRP8.OTLTCOST

Description: Purchase price

Form Pane Label: Cost

SAS Name: OTLTCOST

Tag Name: OTLTCOST

Inherited Universe:

Universe: PCAT = Yes {1}

Universe Description:

Question Text: In the last ^P8Fill1_Cost, how much ^P8Fill2_Cost ^P8FillTextC?

Fills: P8Fill1_Cost

Instructions: IF P8Time[PRow] = 6 then fill 'SIX MONTHS'
ELSEIF P8Time[PRow] = 12 then fill '12 MONTHS'
ELSEIF P8Time[PRow] = 2 then fill 'TWO YEARS'
ELSEIF P8Time[PRow] = 5 then fill 'FIVE YEARS'

Fills: P8Fill2_Cost

Instructions: IF PRow = 4-7then fill 'was ^YR_YRCUS last expense for'
Else fill 'did ^YOU_YRCU spend on your last purchase of'

Fills: YR_YRCUS

Instructions: IF NUMHOUSE = 1 then fill "your"
ELSE fill "your household's"

Fills: YOU_YRCU

Instructions: IF NUMHOUSE = 1 then fill "you"
ELSE fill "your household"

Fills: P8FillTextC

Instructions: P8FillTextC[1] := â€œentertainment centers, bookcases, desks, or barstoolsâ€™™
P8FillTextC[2] := â€œbedroom furniture including mattresses or box springsâ€™™
P8FillTextC[3] := â€œoutdoor furnitureâ€™™
P8FillTextC[4] := â€œphysicians' servicesâ€™™
P8FillTextC[5] := â€œdental servicesâ€™™
P8FillTextC[6] := â€œeyeglasses or eye careâ€™™
P8FillTextC[7] := â€œmedical professionals excluding physicians, dentists, and ophthalmologists or opticiansâ€™™
P8FillTextC[8] := â€œliving room, dining room, or kitchen furnitureâ€™™

P8FillTextC[9] := "infants' furniture"

P8FillTextC[10] := "flooring coverings, such as hard surface tiling, carpets, or scatter rugs"

P8FillTextC[11] := "window coverings, such as curtains, drapes, or blinds"

Type: Integer

Length: 7

Min: 1

Max: 999999

Don't Know

Refuse

Empty

On Input

On Output

Array:

Special Instructions: Display a \$ and comma in the entry field

Skip Instructions: IF OTLTCOST < P8SoftLowerLimit[PRow] or
OTLTCOST > P8SoftUpperLimit[PRow]
then goto ERR1_OTLTCOST

ELSE goto OTLTSTOR

Destination Data Set: POP8

Sponsor Field Type: N

Report Section: 20C

Date Implemented (YYYY-MM-DD): February 2025

ERR1_OTLTCOST

Check

NEWBSect20C.tbIPOPGRP8.ERR1_OTLTCOST

Description: Out of Range Check

Inherited Universe:

Universe: (OTLTCOST < P8SoftLowerLimit[PRow] or OTLTCOST > P8SoftUpperLimit[PRow])
AND OTLTCOST = RESPONSE

Universe Description:

Text: * THE VALUE ENTERED IS UNUSUALLY HIGH OR LOW

PLEASE VERIFY AND, IF CORRECT, ENTER ITEM LEVEL NOTE

Check Instructions: If error is suppressed, then set OTLT_OST = 'A1'

Type: Soft

Skip Instructions: Suppress: Goto OTLTSTOR

All others, go back to OTLTCOST

Field

OTLTSTOR
NEWBSect20C.tbIPOPGRP8.OTLTSTOR

Description: Where Purchased

Form Pane Label: Business

SAS Name: OTLTSTOR

Tag Name: OTLTSTOR

Inherited Universe:

Universe: PCAT = Yes {1}

Universe Description:

Question Text: What is the name of the business where ^P8Fill_STOR?

✦ Enter store, website, or company name

Fills: P8Fill_STOR

Instructions: IF PRow = 4-7 then fill '^YOU_YRCU had this expense'
Else fill 'this was last purchased'

Type: String

Length: 45

Don't Know

Refuse

Empty

On Input

On Output

Array:

Special Instructions: IF uppercase entry contains '.COM' then set OTLTTYPE = 1 and "keep" and "Show"

Skip Instructions: IF uppercase entry does not contain '.COM' and is not a DK or RF then goto OTLTTYPE

ELSE goto the next appropriate row

Destination Data Set: POP8

Sponsor Field Type: C

Report Section: 20C

Date Implemented (YYYY-MM-DD): February 2025

Field

OTLTTYE
NEWBSect20C.tblPOPGRP8.OTLTTYE

Description: Purchased Online or in person

Form Pane Label: Online

SAS Name: OTLTTYE

Tag Name: OTLTTYE

Inherited Universe:

Universe: (OTLTSTOR = RESPONSE) AND UPPERCASE(OTLTSTOR) does not contain
'COM'

Universe Description: Business name is not DK, RF or .COM

Question Text: Was this paid for -

Type: Enumerated

Length: 1

Answer List: TOnline

Value:	Mnemonic:	Description:
1	Online	Online?
2	InPerson	In person?
3	MailTel	By mail or telephone order?
4	Other	Other

- Don't Know
- Refuse
- Empty

- On Input
- On Output

Array:

Special Instructions: Answer list descriptions for options 1-3 should be bold black

Skip Instructions: 1,3,4,DK,RF: Goto the next appropriate row

2: Goto OTLTCITY

Destination Data Set: POP8

Sponsor Field Type: C

Report Section: 20C

Date Implemented (YYYY-MM-DD): February 2025

Field

OTLTCITY
NEWBSect20C.tbIPOPGRP8.OTLTCITY

Description: Purchase location - City

Form Pane Label: Location - City

SAS Name: OTLTCITY

Tag Name: OTLTCITY

Inherited Universe:

Universe: OTLTTYPER = InPerson {2}

Universe Description: Purchased in person

Question Text: In what city is ^OTLTSTOR_Fill located?

Fills: OTLTSTOR_Fill

Instructions: Fill entry in OTLTSTOR

Type: String

Length: 45

- Don't Know
- Refuse
- Empty

- On Input
- On Output

Array:

Skip Instructions: Goto OTLTSTE

Destination Data Set: POP8

Sponsor Field Type: C

Report Section: 20C

Date Implemented (YYYY-MM-DD): February 2025

OTLTSTE

Field

NEWBSect20C.tbIPOPGRP8.OTLTSTE

Description: Purchase location - State

Form Pane Label: State

SAS Name: OTLTSTE

Tag Name: OTLTSTE

Inherited Universe:

Universe: OTLTTYPE = InPerson {2}

Universe Description: Purchased in person

Help Screen: H_DESTCODE

Question Text: ? [F1]

In what state is ^OTLTSTOR_Fill located?

✦ [Enter the two character state abbreviation](#)

Fills: OTLTSTOR_Fill

Instructions: Fill entry in OTLTSTOR

Type: String

Length: 2

Don't Know
 Refuse
 Empty

On Input
 On Output

Array:

Special Instructions: Use answer type TState - STRING[2], display width 4

Skip Instructions: IF entry is not a valid state abbreviation then goto CK_OTLTSTE

ELSE goto the next appropriate row

Destination Data Set: POP8

Sponsor Field Type: C

Report Section: 20C

Date Implemented (YYYY-MM-DD): February 2025

CK_OTLTSTE

Check

NEWBSect20C.tbIPOPGRP8.CK_OTLTSTE

Description: Not a valid state abbreviation

Inherited Universe:

Universe: (OTLTSTE is not a valid state abbreviation) AND OTLTSTE = RESPONSE

Universe Description: State abbreviation entered is not valid

Text: [✦ Not a valid state abbreviation](#)

Check Instructions:

Type: Hard

Skip Instructions: Go back to OTLTSTE

Field

OTLT_OST
NEWBSect20C.tblPOPGRP8.OTLT_OST

Description: Range edit flag

Form Pane Label:

SAS Name: OTLT_OST

Tag Name:

Inherited Universe:

Universe:

Universe Description:

Question Text:

Type: String

Length: 2

Don't Know

Refuse

Empty

On Input

On Output

Array:

Special Instructions: NOTE: See ERR1_OTLTCOST for how to set this field

Valid Values: A1 = Range edit failed (ERR1 check was suppressed)

Blank = Range edit passed

Destination Data Set: POP8

Sponsor Field Type: C

Report Section: 20C

Date Implemented (YYYY-MM-DD): February 2025

Sponsor Edits: FLAG

END_POPGRP8

Field

NEWBSect20C.END_POPGRP8

Description: End of Section 20C - Pop Group 8

Form Pane Label:

SAS Name:

Tag Name:

Inherited Universe:

Universe:

Universe Description:

Question Text:

Type: Classification

Length: 0

Don't Know

Refuse

Empty

On Input

On Output

Store Instructions: Set 20C Complete Flag

```
IF Ask_P8[1] = no and Ask_P8[2] = no and  
Ask_P8[3] = no and Ask_P8[4] = no and  
Ask_P8[5] = no and Ask_P8[6] = no and  
Ask_P8[7] = no and Ask_P8[8] = no and  
Ask_P8[9] = no and Ask_P8[10] = no and  
Ask_P8[11] = no THEN
```

```
set S20C_Complete = 1
```

```
ELSEIF Ask_P8[11] = yes THEN:
```

```
IF tblPOPGRP8[11].PCAT = No {2} or  
tblPOPGRP8[11].PCAT = NONRESPONSE or  
tblPOPGRP8[11].OTLTSTOR contains .COM or  
tblPOPGRP8[11].OTLTSTOR = NONRESPONSE or  
tblPOPGRP8[11].OTLTTYPE = OnLine {1} or  
tblPOPGRP8[11].OTLTTYPE = MailTel {3} or  
tblPOPGRP8[11].OTLTTYPE = Other {4} or  
tblPOPGRP8[11].OTLTTYPE = NONRESPONSE or  
tblPOPGRP8[11].OTLTSTE = RESPONSE or  
tblPOPGRP8[11].OTLTSTE = NONRESPONSE then
```

```
        set S20C_Complete = 1
    ELSE set S20C_Complete = 2
    END

ELSEIF Ask_P8[10] = yes THEN:
    IF tblIPOPGRP8[10].PCAT = No {2} or
       tblIPOPGRP8[10].PCAT = NONRESPONSE or
       tblIPOPGRP8[10].OTLTSTOR contains .COM or
       tblIPOPGRP8[10].OTLTSTOR = NONRESPONSE or
       tblIPOPGRP8[10].OTLTTYPE = OnLine {1} or
       tblIPOPGRP8[10].OTLTTYPE = MailTel {3} or
       tblIPOPGRP8[10].OTLTTYPE = Other {4} or
       tblIPOPGRP8[10].OTLTTYPE = NONRESPONSE or
       tblIPOPGRP8[10].OTLTSTE = RESPONSE or
       tblIPOPGRP8[10].OTLTSTE = NONRESPONSE then
        set S20C_Complete = 1
    ELSE set S20C_Complete = 2
    END

ELSEIF Ask_P8[9] = yes THEN:
    IF tblIPOPGRP8[9].PCAT = No {2} or
       tblIPOPGRP8[9].PCAT = NONRESPONSE or
       tblIPOPGRP8[9].OTLTSTOR contains .COM or
       tblIPOPGRP8[9].OTLTSTOR = NONRESPONSE or
       tblIPOPGRP8[9].OTLTTYPE = OnLine {1} or
       tblIPOPGRP8[9].OTLTTYPE = MailTel {3} or
       tblIPOPGRP8[9].OTLTTYPE = Other {4} or
       tblIPOPGRP8[9].OTLTTYPE = NONRESPONSE or
       tblIPOPGRP8[9].OTLTSTE = RESPONSE or
       tblIPOPGRP8[9].OTLTSTE = NONRESPONSE then
        set S20C_Complete = 1
    ELSE set S20C_Complete = 2
    END

ELSEIF Ask_P8[8] = yes THEN:
    IF tblIPOPGRP8[8].PCAT = No {2} or
       tblIPOPGRP8[8].PCAT = NONRESPONSE or
       tblIPOPGRP8[8].OTLTSTOR contains .COM or
       tblIPOPGRP8[8].OTLTSTOR = NONRESPONSE or
       tblIPOPGRP8[8].OTLTTYPE = OnLine {1} or
       tblIPOPGRP8[8].OTLTTYPE = MailTel {3} or
       tblIPOPGRP8[8].OTLTTYPE = Other {4} or
       tblIPOPGRP8[8].OTLTTYPE = NONRESPONSE or
       tblIPOPGRP8[8].OTLTSTE = RESPONSE or
       tblIPOPGRP8[8].OTLTSTE = NONRESPONSE then
        set S20C_Complete = 1
    ELSE set S20C_Complete = 2
```

END

ELSEIF Ask_P8[7] = yes THEN:

IF tblIPOPGRP8[7].PCAT = No {2} or
tblIPOPGRP8[7].PCAT = NONRESPONSE or
tblIPOPGRP8[7].OTLTSTOR contains .COM or
tblIPOPGRP8[7].OTLTSTOR = NONRESPONSE or
tblIPOPGRP8[7].OTLTTYPE = OnLine {1} or
tblIPOPGRP8[7].OTLTTYPE = MailTel {3} or
tblIPOPGRP8[7].OTLTTYPE = Other {4} or
tblIPOPGRP8[7].OTLTTYPE = NONRESPONSE or
tblIPOPGRP8[7].OTLTSTE = RESPONSE or
tblIPOPGRP8[7].OTLTSTE = NONRESPONSE then
set S20C_Complete = 1
ELSE set S20C_Complete = 2
END

ELSEIF Ask_P8[6] = yes THEN:

IF tblIPOPGRP8[6].PCAT = No {2} or
tblIPOPGRP8[6].PCAT = NONRESPONSE or
tblIPOPGRP8[6].OTLTSTOR contains .COM or
tblIPOPGRP8[6].OTLTSTOR = NONRESPONSE or
tblIPOPGRP8[6].OTLTTYPE = OnLine {1} or
tblIPOPGRP8[6].OTLTTYPE = MailTel {3} or
tblIPOPGRP8[6].OTLTTYPE = Other {4} or
tblIPOPGRP8[6].OTLTTYPE = NONRESPONSE or
tblIPOPGRP8[6].OTLTSTE = RESPONSE or
tblIPOPGRP8[6].OTLTSTE = NONRESPONSE then
set S20C_Complete = 1
ELSE set S20C_Complete = 2
END

ELSEIF Ask_P8[5] = yes THEN:

IF tblIPOPGRP8[5].PCAT = No {2} or
tblIPOPGRP8[5].PCAT = NONRESPONSE or
tblIPOPGRP8[5].OTLTSTOR contains .COM or
tblIPOPGRP8[5].OTLTSTOR = NONRESPONSE or
tblIPOPGRP8[5].OTLTTYPE = OnLine {1} or
tblIPOPGRP8[5].OTLTTYPE = MailTel {3} or
tblIPOPGRP8[5].OTLTTYPE = Other {4} or
tblIPOPGRP8[5].OTLTTYPE = NONRESPONSE or
tblIPOPGRP8[5].OTLTSTE = RESPONSE or
tblIPOPGRP8[5].OTLTSTE = NONRESPONSE then
set S20C_Complete = 1
ELSE set S20C_Complete = 2
END

```
ELSEIF Ask_P8[4] = yes THEN:  
  IF tbIPOPGRP8[4].PCAT = No {2} or  
    tbIPOPGRP8[4].PCAT = NONRESPONSE or  
    tbIPOPGRP8[4].OTLTSTOR contains .COM or  
    tbIPOPGRP8[4].OTLTSTOR = NONRESPONSE or  
    tbIPOPGRP8[4].OTLTTYPE = OnLine {1} or  
    tbIPOPGRP8[4].OTLTTYPE = MailTel {3} or  
    tbIPOPGRP8[4].OTLTTYPE = Other {4} or  
    tbIPOPGRP8[4].OTLTTYPE = NONRESPONSE or  
    tbIPOPGRP8[4].OTLTSTE = RESPONSE or  
    tbIPOPGRP8[4].OTLTSTE = NONRESPONSE then  
    set S20C_Complete = 1  
  ELSE set S20C_Complete = 2  
END
```

```
ELSEIF Ask_P8[3] = yes THEN:  
  IF tbIPOPGRP8[3].PCAT = No {2} or  
    tbIPOPGRP8[3].PCAT = NONRESPONSE or  
    tbIPOPGRP8[3].OTLTSTOR contains .COM or  
    tbIPOPGRP8[3].OTLTSTOR = NONRESPONSE or  
    tbIPOPGRP8[3].OTLTTYPE = OnLine {1} or  
    tbIPOPGRP8[3].OTLTTYPE = MailTel {3} or  
    tbIPOPGRP8[3].OTLTTYPE = Other {4} or  
    tbIPOPGRP8[3].OTLTTYPE = NONRESPONSE or  
    tbIPOPGRP8[3].OTLTSTE = RESPONSE or  
    tbIPOPGRP8[3].OTLTSTE = NONRESPONSE then  
    set S20C_Complete = 1  
  ELSE set S20C_Complete = 2  
END
```

```
ELSEIF Ask_P8[2] = yes THEN:  
  IF tbIPOPGRP8[2].PCAT = No {2} or  
    tbIPOPGRP8[2].PCAT = NONRESPONSE or  
    tbIPOPGRP8[2].OTLTSTOR contains .COM or  
    tbIPOPGRP8[2].OTLTSTOR = NONRESPONSE or  
    tbIPOPGRP8[2].OTLTTYPE = OnLine {1} or  
    tbIPOPGRP8[2].OTLTTYPE = MailTel {3} or  
    tbIPOPGRP8[2].OTLTTYPE = Other {4} or  
    tbIPOPGRP8[2].OTLTTYPE = NONRESPONSE or  
    tbIPOPGRP8[2].OTLTSTE = RESPONSE or  
    tbIPOPGRP8[2].OTLTSTE = NONRESPONSE then  
    set S20C_Complete = 1  
  ELSE set S20C_Complete = 2  
END
```

```
ELSEIF Ask_P8[1] = yes THEN:  
  IF tbIPOPGRP8[1].PCAT = No {2} or
```

```
tbIPOPGRP8[1].PCAT = NONRESPONSE or  
tbIPOPGRP8[1].OTLTSTOR contains .COM or  
tbIPOPGRP8[1].OTLTSTOR = NONRESPONSE or  
tbIPOPGRP8[1].OTLTTYPE = OnLine {1} or  
tbIPOPGRP8[1].OTLTTYPE = MailTel {3} or  
tbIPOPGRP8[1].OTLTTYPE = Other {4} or  
tbIPOPGRP8[1].OTLTTYPE = NONRESPONSE or  
tbIPOPGRP8[1].OTLTSTE = RESPONSE or  
tbIPOPGRP8[1].OTLTSTE = NONRESPONSE then  
    set S20C_Complete = 1  
ELSE set S20C_Complete = 2  
END
```

Array:

Skip Instructions: Exit section 20C and goto the next appropriate section

Destination Data Set: POP8

Field

POP9_AskFlags

NEWBSect20C.POP9_AskFlags

Description: Set PopGrp 9 "Ask" flags

Form Pane Label:

SAS Name:

Tag Name:

Inherited Universe:

Universe:

Universe Description:

Question Text:

Type: Classification

Length: 0

- Don't Know
- Refuse
- Empty

- On Input
- On Output

Store Instructions: IF VAL(RT10.POPGRP) = 9 and SECTCOMP[6] = 1 and SECTCOMP[8] = 1 and SECTCOMP[19] = 1 THEN

IF BSect19.LP19A_Flag[12] = no then set Ask_P9[1] = yes
END

IF BSect19.LP19A_Flag[13] = no then set Ask_P9[2] = yes
END

IF BSEC6PT.LP6B_Flag[16] = no and BSect8.LP8A_Flag[13] = no then set Ask_P9[3] = yes
END
END

Array:

Ask_P9

Field

NEWBSect20C.Ask_P9

Description: POP Group 9 - Ask flag

Form Pane Label:

SAS Name:

Tag Name:

Inherited Universe:

Universe:

Universe Description:

Question Text:

Type: Enumerated

Length: 1

Answer List: TYesNo

Value:	Mnemonic:	Description:
1	Yes	Yes
2	No	No

- Don't Know
- Refuse
- Empty

- On Input
- On Output

Array:

Number of Elements: 3

Special Instructions: NOTE: Array positions represent the question order.

For example, array position 1 corresponds to the first POP group 9 outlet question (row 1) - TblPOPGRP9[1].PCAT

Instrument SAS Name: Ask_P9

Destination Data Set: POP9

Report Section: 20C

Date Implemented (YYYY-MM-DD): February 2025

P9CAT

Field

NEWBSect20C.P9CAT

Description: POP Group 0 - CPI POP Category

Form Pane Label:

SAS Name:

Tag Name:

Inherited Universe:

Universe:

Universe Description:

Question Text:

Type: String

Length: 3

- Don't Know
- Refuse
- Empty

- On Input
- On Output

Store Instructions: P9CAT[1] := R10

P9CAT[2] := R11

P9CAT[3] := H30

Array:

Number of Elements: 3

Special Instructions: NOTE: These should be in the order they are to be asked.

Destination Data Set: POP9

Report Section: 20C

Date Implemented (YYYY-MM-DD): February 2025

Field

P9Time
NEWBSect20C.P9Time

Description: POP Group 9 - Time Reference

Form Pane Label:

SAS Name:

Tag Name:

Inherited Universe:

Universe:

Universe Description:

Question Text:

Type: Integer

Length: 2

Min: 1

Max: 12

- Don't Know
- Refuse
- Empty

- On Input
- On Output

Store Instructions: P9Time[1] := 6
P9Time[2] := 6
P9Time[3] := 12

Array:

Number of Elements: 3

Special Instructions: NOTE: 6 = six months
12 = twelve months
2 = two years
5 = five years

Report Section: 20C

Date Implemented (YYYY-MM-DD): February 2025

P9SoftLowerLimit

Field

NEWBSect20C.P9SoftLowerLimit

Description: Lower ranges for ERR1_OTLTCOST

Form Pane Label:

SAS Name:

Tag Name:

Inherited Universe:

Universe:

Universe Description:

Question Text:

Type: Integer

Length: 8

Min: 0

Max: 99999999

- Don't Know
- Refuse
- Empty

- On Input
- On Output

Store Instructions: P9SoftLowerLimit[1] := 8
P9SoftLowerLimit[2] := 12
P9SoftLowerLimit[3] := 5

Array:

Number of Elements: 11

Report Section: 20C

Date Implemented (YYYY-MM-DD): February 2025

Field

P9SoftUpperLimit

NEWBSect20C.P9SoftUpperLimit

Description: Upper ranges for ERR1_OTLTCOST

Form Pane Label:

SAS Name:

Tag Name:

Inherited Universe:

Universe:

Universe Description:

Question Text:

Type: Integer

Length: 8

Min: 0

Max: 99999999

- Don't Know
- Refuse
- Empty

- On Input
- On Output

Store Instructions: P9SoftUpperLimit[1] := 1999

P9SoftUpperLimit[2] := 4999

P9SoftUpperLimit[3] := 7999

Array:

Number of Elements: 3

Report Section: 20C

Date Implemented (YYYY-MM-DD): February 2025

PGRP9_INTRO

Field

NEWBSect20C.PGRP9_INTRO

Description: Introduction

Form Pane Label: Intro

SAS Name:

Tag Name: PGRP9_INTRO

Inherited Universe:

Universe: P9[1] = yes OR P9[2] = yes OR P9[3] = yes

Universe Description:

Question Text: The next few questions are about expenses made by ^YOU_ANYONE during the last five years, that is, as far back as ^FiveYears. We have used the responses that you've already given us to shorten this part of the interview, so I'll only be asking you about expenses that you told me that you did not have in the last three months.

Fills: YOU_ANYONE

Instructions: IF NUMHOUSE = 1 then fill "you"
ELSE fill "you or anyone in your household"

Fills: FiveYears

Instructions: Set FiveYears = Current Year minus 5 years

Type: Enumerated

Length: 1

Answer List: TContinue

Value:	Mnemonic:	Description:
1	Continue	Enter 1 to Continue

- Don't Know
- Refuse
- Empty

- On Input
- On Output

Array:

Skip Instructions: Goto tblPOPGRP9

Destination Data Set: POP9

Sponsor Field Type: N

Report Section: 20C

Date Implemented (YYYY-MM-DD): April 2019

tbIPOPGRP9

Block

NEWBSect20C.tbIPOPGRP9

Description: Extended Recall Questions for Pop Group 9

Tab Name:

Fly Over Name:

Universe Type: If

Inherited Universe:

Universe: PGRP9_INTRO = Continue

Universe Description:

Array:

Block Instructions: Allow 3 rows

Field

PRow
NEWBSect20C.tbIPOPGRP9.PRow

Description: Row Number - DO NOT DISPLAY

Form Pane Label:

SAS Name:

Tag Name:

Inherited Universe:

Universe:

Universe Description:

Question Text:

Type: Integer

Length: 2

Min: 1

Max: 3

- Don't Know
- Refuse
- Empty

- On Input
- On Output

Store Instructions: Set PRow = row number starting with 1

Array:

Report Section: 20C

Date Implemented (YYYY-MM-DD): February 2025

PCATDesc

Field

NEWBSect20C.tbIPOPGRP9.PCATDesc

Description: Item Description - SHOW field

Form Pane Label: Description

SAS Name:

Tag Name:

Inherited Universe:

Universe:

Universe Description:

Question Text: SHOW ONLY

Type: String

Length: 30

- Don't Know
- Refuse
- Empty

- On Input
- On Output

Store Instructions: Set Description as follows:

FFor Row 1 set Description = 'Pet Services'

For Row 2 set Description = 'Vet Services'

For Row 3 set Description = 'Lawn Items'

Array:

Report Section: 20C

Date Implemented (YYYY-MM-DD): February 2025

Field

PCAT
NEWBSect20C.tbIPOPGRP9.PCAT

Description: Outlet Screener Question

Form Pane Label: Item

SAS Name: PCAT

Tag Name: PCAT

Inherited Universe:

Universe: (Ask_P9[1] = yes AND PRow = 1) OR (Ask_P9[2] = yes AND PRow = 2) OR
(Ask_P9[3] = yes AND PRow = 3)

Universe Description:

Question Text: ^P9CATIntro_Fill have ^YOU_ANYONE ^P9FillText

Fills: P9CATIntro_Fill

Instructions: If P9Time[Prow] = 6 and IntroFlag6 = EMPTY then fill "Now, please think about the last six months, since the first of ^SixMonthsAgo"

ELSEIf P9Time[Prow] = 6 fill "In the last SIX MONTHS,"

If P9Time[Prow] = 12 and IntroFlag12 = EMPTY then fill "Now, please think about the last twelve months, since the first of ^TwelveMonthsAgo"

ELSE If P9Time[Prow] = 12 fill "In the last TWELVE MONTHS,"

If P9Time[Prow] = 2 and IntroFlag2 = EMPTY then fill "Now, please think about the last two years, since the first of ^TwoYearsAgo"

ELSE If P9Time[Prow] = 2 fill "In the last TWO YEARS,"

If P9Time[Prow] = 5 and IntroFlag5 = EMPTY then fill "Now, please think about the last five years, since the first of ^FiveYearsAgo"

ELSE If P9Time[Prow] = 5 fill "In the last FIVE YEARS,"

Fills: SixMonthsAgo

Instructions: IF CUR_MONTHNUM = 01 then fill "July YEAR minus 1 year"

ELSEIF CUR_MONTHNUM = 02 then fill "August YEAR minus 1 year"

ELSEIF CUR_MONTHNUM = 03 then fill "September YEAR minus 1 year"

ELSEIF CUR_MONTHNUM = 04 then fill "October YEAR minus 1 year"

ELSEIF CUR_MONTHNUM = 05 then fill "November YEAR minus 1 year"

ELSEIF CUR_MONTHNUM = 06 then fill "December YEAR minus 1 year"

ELSEIF CUR_MONTHNUM = 07 then fill "January YEAR"

ELSEIF CUR_MONTHNUM = 08 then fill "February YEAR"

ELSEIF CUR_MONTHNUM = 09 then fill "March YEAR"

ELSEIF CUR_MONTHNUM = 10 then fill "April YEAR"

ELSEIF CUR_MONTHNUM = 11 then fill "May YEAR"

ELSEIF CUR_MONTHNUM = 12 then fill "June YEAR"

Fills: TwelveMonthsAgo

Instructions: IF CUR_MONTHNUM = 01 then fill "December YEAR minus 2 years"
ELSEIF CUR_MONTHNUM = 02 then fill "January YEAR minus 1 year"
ELSEIF CUR_MONTHNUM = 03 then fill "February YEAR minus 1 year"
ELSEIF CUR_MONTHNUM = 04 then fill "March YEAR minus 1 year"
ELSEIF CUR_MONTHNUM = 05 then fill "April YEAR minus 1 year"
ELSEIF CUR_MONTHNUM = 06 then fill "May YEAR minus 1 year"
ELSEIF CUR_MONTHNUM = 07 then fill "June YEAR minus 1 year"
ELSEIF CUR_MONTHNUM = 08 then fill "July YEAR minus 1 year"
ELSEIF CUR_MONTHNUM = 09 then fill "August YEAR minus 1 year"
ELSEIF CUR_MONTHNUM = 10 then fill "September YEAR minus 1 year"
ELSEIF CUR_MONTHNUM = 11 then fill "October YEAR minus 1 year"
ELSEIF CUR_MONTHNUM = 12 then fill "November YEAR minus 1 year"

Fills: TwoYearsAgo

Instructions: IF CUR_MONTHNUM = 01 then fill "December YEAR minus 3 years"
ELSEIF CUR_MONTHNUM = 02 then fill "January YEAR minus 2 years"
ELSEIF CUR_MONTHNUM = 03 then fill "February YEAR minus 2 years"
ELSEIF CUR_MONTHNUM = 04 then fill "March YEAR minus 2 years"
ELSEIF CUR_MONTHNUM = 05 then fill "April YEAR minus 2 years"
ELSEIF CUR_MONTHNUM = 06 then fill "May YEAR minus 2 years"
ELSEIF CUR_MONTHNUM = 07 then fill "June YEAR minus 2 years"
ELSEIF CUR_MONTHNUM = 08 then fill "July YEAR minus 2 years"
ELSEIF CUR_MONTHNUM = 09 then fill "August YEAR minus 2 years"
ELSEIF CUR_MONTHNUM = 10 then fill "September YEAR minus 2 years"
ELSEIF CUR_MONTHNUM = 11 then fill "October YEAR minus 2 years"
ELSEIF CUR_MONTHNUM = 12 then fill "November YEAR minus 2 years"

Fills: FiveYearsAgo

Instructions: IF CUR_MONTHNUM = 01 then fill "December YEAR minus 6 years"
ELSEIF CUR_MONTHNUM = 02 then fill "January YEAR minus 5 years"
ELSEIF CUR_MONTHNUM = 03 then fill "February YEAR minus 5 years"
ELSEIF CUR_MONTHNUM = 04 then fill "March YEAR minus 5 years"
ELSEIF CUR_MONTHNUM = 05 then fill "April YEAR minus 5 years"
ELSEIF CUR_MONTHNUM = 06 then fill "May YEAR minus 5 years"
ELSEIF CUR_MONTHNUM = 07 then fill "June YEAR minus 5 years"
ELSEIF CUR_MONTHNUM = 08 then fill "July YEAR minus 5 years"
ELSEIF CUR_MONTHNUM = 09 then fill "August YEAR minus 5 years"
ELSEIF CUR_MONTHNUM = 10 then fill "September YEAR minus 5 years"
ELSEIF CUR_MONTHNUM = 11 then fill "October YEAR minus 5 years"
ELSEIF CUR_MONTHNUM = 12 then fill "November YEAR minus 5 years"

Fills: YOU_ANYONE

Instructions: IF NUMHOUSE = 1 then fill "you"
ELSE fill "you or anyone in your household"

Fills: P9FillText

Instructions: P9FillText[1] := 'had any expenses for pet services such as grooming, boarding, or training?'

P9FillText [2] := 'had any expenses for veterinarian services?'

P9FillText [3] := 'purchased any barbecue grills, powered lawn or garden equipment, or outdoor decorations?'

Type: Enumerated

Length: 1

Answer List: TYesNo

Value:	Mnemonic:	Description:
1	Yes	Yes
2	No	No

- Don't Know
- Refuse
- Empty

- On Input
- On Output

Store Instructions: Set IntroFlag:

If PCAT = RESPONSE or PCAT = NONRESPONSE THEN:

If P9TIME[PRow] = 6 then set IntroFlag6 = 1

If P9TIME[PRow] = 12 then set IntroFlag12 = 1

If P9TIME[PRow] = 2 then set IntroFlag2 = 1

If P9TIME[PRow] = 5 then set IntroFlag5 = 1

Array:

Skip Instructions: 1: Goto POPSCAT

2,DK,RF: Goto the next appropriate row

Destination Data Set: POP9

Sponsor Field Type: C

Report Section: 20C

Date Implemented (YYYY-MM-DD): February 2025

POPSCAT

Field

NEWBSect20C.tbIPOPGRP9.POPSCAT

Description: CPI Pop Category

Form Pane Label:

SAS Name:

Tag Name:

Inherited Universe:

Universe: PCAT = Yes {1}

Universe Description:

Question Text:

Type: String

Length: 3

- Don't Know
- Refuse
- Empty

- On Input
- On Output

Store Instructions: If PCAT = Yes {1} then set POPSCAT = P9CAT[PRow]

Array:

Skip Instructions: Goto OTLTCOST

Sponsor Field Type: C

Report Section: 20C

Date Implemented (YYYY-MM-DD): February 2025

Field

OTLTCOST

NEWBSect20C.tblIPOPGRP9.OTLTCOST

Description: Purchase price

Form Pane Label: Cost

SAS Name: OTLTCOST

Tag Name: OTLTCOST

Inherited Universe:

Universe: PCAT = Yes {1}

Universe Description:

Question Text: In the last ^P9Fill1_Cost, how much ^P9Fill2_Cost ^P9FillTextC?

Fills: P9Fill1_Cost

Instructions: IF P9Time[PRow] = 6 then fill 'SIX MONTHS'
ELSEIF P9Time[PRow] = 12 then fill '12 MONTHS'
ELSEIF P9Time[PRow] = 2 then fill 'TWO YEARS'
ELSEIF P9Time[PRow] = 5 then fill 'FIVE YEARS'

Fills: P9Fill2_Cost

Instructions: IF PRow = 1 or 2 then fill 'was ^YR_YRCUS last expense for'
Else fill 'did ^YOU_YRCU spend on your last purchase of'

Fills: YR_YRCUS

Instructions: IF NUMHOUSE = 1 then fill "your"
ELSE fill "your household's"

Fills: YOU_YRCU

Instructions: IF NUMHOUSE = 1 then fill "you"
ELSE fill "your household"

Fills: P9FillTextC

Instructions: P9FillTextC[1] := â€pet services such as grooming, boarding, or trainingâ€™™
P9FillTextC[2] := â€veterinarian servicesâ€™™
P9FillTextC[3] := â€barbecue grills, powered lawn or garden equipment, or outdoor decorationsâ€™™

Type: Integer

Length: 7

Min: 1

Max: 999999

- Don't Know
- Refuse
- Empty

- On Input
- On Output

Array:

Special Instructions: Display a \$ and comma in the entry field

Skip Instructions: IF OTLTCOST < P9SoftLowerLimit[PRow] or
OTLTCOST > P9SoftUpperLimit[PRow]
then goto ERR1_OTLTCOST

ELSE goto OTLTSTOR

Destination Data Set: POP9

Sponsor Field Type: N

Report Section: 20C

Date Implemented (YYYY-MM-DD): February 2025

Check

ERR1_OTLTCOST
NEWBSect20C.tbIPOPGRP9.ERR1_OTLTCOST

Description: Out of Range Check

Inherited Universe:

Universe: (OTLTCOST < P9SoftLowerLimit[PRow] or OTLTCOST > P9SoftUpperLimit[PRow])
AND OTLTCOST = RESPONSE

Universe Description:

Text: * THE VALUE ENTERED IS UNUSUALLY HIGH OR LOW

PLEASE VERIFY AND, IF CORRECT, ENTER ITEM LEVEL NOTE

Check Instructions: If error is suppressed, then set OTLT_OST = 'A1'

Type: Soft

Skip Instructions: Suppress: Goto OTLTSTOR

All others, go back to OTLTCOST

OTLTSTOR

Field

NEWBSect20C.tbIPOPGRP9.OTLTSTOR

Description: Where Purchased

Form Pane Label: Business

SAS Name: OTLTSTOR

Tag Name: OTLTSTOR

Inherited Universe:

Universe: PCAT = Yes {1}

Universe Description:

Question Text: What is the name of the business where ^P8Fill_STOR?

✦ Enter store, website, or company name

Fills: P8Fill_STOR

Instructions: IF PRow = 4-7 then fill '^YOU_YRCU had this expense'
Else fill 'this was last purchased'

Type: String

Length: 45

Don't Know

Refuse

Empty

On Input

On Output

Array:

Special Instructions: IF uppercase entry contains '.COM' then set OTLTTYPE = 1 and "keep" and "Show"

Skip Instructions: IF uppercase entry does not contain '.COM' and is not a DK or RF then goto OTLTTYPE

ELSE goto the next appropriate row

Destination Data Set: POP9

Sponsor Field Type: C

Report Section: 20C

Date Implemented (YYYY-MM-DD): February 2025

OTLTTYE

Field

NEWBSect20C.tbIPOPGRP9.OTLTTYE

Description: Purchased Online or in person

Form Pane Label: Online

SAS Name: OTLTTYE

Tag Name: OTLTTYE

Inherited Universe:

Universe: (OTLTSTOR = RESPONSE) AND UPPERCASE(OTLTSTOR) does not contain '.COM'

Universe Description: Business name is not DK, RF or .COM

Question Text: Was this paid for -

Type: Enumerated

Length: 1

Answer List: TOnline

Value:	Mnemonic:	Description:
1	Online	Online?
2	InPerson	In person?
3	MailTel	By mail or telephone order?
4	Other	Other

- Don't Know
- Refuse
- Empty

- On Input
- On Output

Array:

Special Instructions: Answer list descriptions for options 1-3 should be bold black

Skip Instructions: 1,3,4,DK,RF: Goto the next appropriate row

2: Goto OTLTCITY

Destination Data Set: POP9

Sponsor Field Type: C

Report Section: 20C

Date Implemented (YYYY-MM-DD): February 2025

OTLTCITY

Field

NEWBSect20C.tbIPOPGRP9.OTLTCITY

Description: Purchase location - City

Form Pane Label: Location - City

SAS Name: OTLTCITY

Tag Name: OTLTCITY

Inherited Universe:

Universe: OTLTTYPE = InPerson {2}

Universe Description: Purchased in person

Question Text: In what city is ^OTLTSTOR_Fill located?

Fills: OTLTSTOR_Fill

Instructions: Fill entry in OTLTSTOR

Type: String

Length: 45

- Don't Know
- Refuse
- Empty

- On Input
- On Output

Array:

Skip Instructions: Goto OTLTSTE

Destination Data Set: POP9

Sponsor Field Type: C

Report Section: 20C

Date Implemented (YYYY-MM-DD): February 2025

Field

OTLTSTE
NEWBSect20C.tbIPOPGRP9.OTLTSTE

Description: Purchase location - State

Form Pane Label: State

SAS Name: OTLTSTE

Tag Name: OTLTSTE

Inherited Universe:

Universe: OTLTTYPE = InPerson {2}

Universe Description: Purchased in person

Help Screen: H_DESTCODE

Question Text: ? [F1]

In what state is ^OTLTSTOR_Fill located?

✦ [Enter the two character state abbreviation](#)

Fills: OTLTSTOR_Fill

Instructions: Fill entry in OTLTSTOR

Type: String

Length: 2

Don't Know
 Refuse
 Empty

On Input
 On Output

Array:

Special Instructions: Use answer type TState - STRING[2], display width 4

Skip Instructions: IF entry is not a valid state abbreviation then goto CK_OTLTSTE

ELSE goto the next appropriate row

Destination Data Set: POP9

Sponsor Field Type: C

Report Section: 20C

Date Implemented (YYYY-MM-DD): February 2025

Check

CK_OTLTSTE
NEWBSect20C.tblPOPGRP9.CK_OTLTSTE

Description: Not a valid state abbreviation

Inherited Universe:

Universe: (OTLTSTE is not a valid state abbreviation) AND OTLTSTE = RESPONSE

Universe Description: State abbreviation entered is not valid

Text: * [Not a valid state abbreviation](#)

Check Instructions:

Type: Hard

Skip Instructions: Go back to OTLTSTE

OTLT_OST

Field

NEWBSect20C.tbIPOPGRP9.OTLT_OST

Description: Range edit flag

Form Pane Label:

SAS Name: OTLT_OST

Tag Name:

Inherited Universe:

Universe:

Universe Description:

Question Text:

Type: String

Length: 2

- Don't Know
- Refuse
- Empty

- On Input
- On Output

Array:

Special Instructions: NOTE: See ERR1_OTLTCOST for how to set this field

Valid Values: A1 = Range edit failed (ERR1 check was suppressed)
Blank = Range edit passed

Destination Data Set: POP9

Sponsor Field Type: C

Report Section: 20C

Date Implemented (YYYY-MM-DD): February 2025

Sponsor Edits: FLAG

Field

END_POPGRP9
NEWBSect20C.END_POPGRP9

Description: End of Section 20C - Pop Group 9

Form Pane Label:

SAS Name:

Tag Name:

Inherited Universe:

Universe:

Universe Description:

Question Text:

Type: Classification

Length: 0

- Don't Know
- Refuse
- Empty

- On Input
- On Output

Store Instructions: Set 20C Complete Flag

IF Ask_P9[1] = no and Ask_P9[2] = no and Ask_P9[3] = no
THEN set S20C_Complete = 1

ELSEIF Ask_P9[3] = yes THEN:

IF tblPOPGRP9[3].PCAT = No {2} or

tblPOPGRP9[3].PCAT = NONRESPONSE or

tblPOPGRP9[3].OTLTSTOR contains .COM or

tblPOPGRP9[3].OTLTSTOR = NONRESPONSE or

tblPOPGRP9[3].OTLTTYPE = OnLine {1} or

tblPOPGRP9[3].OTLTTYPE = MailTel {3} or

tblPOPGRP9[3].OTLTTYPE = Other {4} or

tblPOPGRP9[3].OTLTTYPE = NONRESPONSE or

tblPOPGRP9[3].OTLTSTE = RESPONSE or

tblPOPGRP9[3].OTLTSTE = NONRESPONSE then

set S20C_Complete = 1

ELSE set S20C_Complete = 2

END

ELSEIF Ask_P9[2] = yes THEN:

```
IF tbIPOPGRP9[2].PCAT = No {2} or
  tbIPOPGRP9[2].PCAT = NONRESPONSE or
  tbIPOPGRP9[2].OTLTSTOR contains .COM or
  tbIPOPGRP9[2].OTLTSTOR = NONRESPONSE or
  tbIPOPGRP9[2].OTLTTYPE = OnLine {1} or
  tbIPOPGRP9[2].OTLTTYPE = MailTel {3} or
  tbIPOPGRP9[2].OTLTTYPE = Other {4} or
  tbIPOPGRP9[2].OTLTTYPE = NONRESPONSE or
  tbIPOPGRP9[2].OTLTSTE = RESPONSE or
  tbIPOPGRP9[2].OTLTSTE = NONRESPONSE then
  set S20C_Complete = 1
ELSE set S20C_Complete = 2
END
ELSEIF Ask_P9[1] = yes THEN:
  IF tbIPOPGRP9[1].PCAT = No {2} or
    tbIPOPGRP9[1].PCAT = NONRESPONSE or
    tbIPOPGRP9[1].OTLTSTOR contains .COM or
    tbIPOPGRP9[1].OTLTSTOR = NONRESPONSE or
    tbIPOPGRP9[1].OTLTTYPE = OnLine {1} or
    tbIPOPGRP9[1].OTLTTYPE = MailTel {3} or
    tbIPOPGRP9[1].OTLTTYPE = Other {4} or
    tbIPOPGRP9[1].OTLTTYPE = NONRESPONSE or
    tbIPOPGRP9[1].OTLTSTE = RESPONSE or
    tbIPOPGRP9[1].OTLTSTE = NONRESPONSE then
    set S20C_Complete = 1
  ELSE set S20C_Complete = 2
  END
END
```

Array:

Skip Instructions: Exit section 20C and goto the next appropriate section

Destination Data Set: POP9

Field

POP10_AskFlags

NEWBSect20C.POP10_AskFlags

Description: Set PopGrp 10 "Ask" flags

Form Pane Label:

SAS Name:

Tag Name:

Inherited Universe:

Universe:

Universe Description:

Question Text:

Type: Classification

Length: 0

Don't Know

Refuse

Empty

On Input

On Output

Store Instructions: Set question eligibility flags

IF VAL(RT10.POPGRP) = 10 and SECTCOMP[11] = 1 THEN:

IF BSect11.LP11B_Flag[9] = no then set Ask_P10[1] = yes
ENDIF

IF BSect11.LP11B_Flag[9] = no and
BSect11.LP11B_Flag[11] = no and
BSect11.LP11B_Flag[12] = no then
set Ask_P10[2] = yes
ENDIF

IF BSect11.LP11B_Flag[8] = no then set Ask_P10[3] = yes
ENDIF

ENDIF

Array:

Ask_P10

Field

NEWBSect20C.Ask_P10

Description: POP Group 10 - Ask flag

Form Pane Label:

SAS Name:

Tag Name:

Inherited Universe:

Universe:

Universe Description:

Question Text:

Type: Enumerated

Length: 1

Answer List: TYesNo

Value:	Mnemonic:	Description:
1	Yes	Yes
2	No	No

- Don't Know
- Refuse
- Empty

- On Input
- On Output

Array:

Number of Elements: 3

Special Instructions: NOTE: Array positions represent the question order.

For example, array position 1 corresponds to the first POP group 10 outlet question (row 1) - TbIPOPGRP10[1].PCAT

Instrument SAS Name: Ask_P10

Destination Data Set: POP10

Report Section: 20C

Date Implemented (YYYY-MM-DD): February 2025

P10CAT

Field

NEWBSect20C.P10CAT

Description: POP Group 10 - CPI POP Category

Form Pane Label:

SAS Name:

Tag Name:

Inherited Universe:

Universe:

Universe Description:

Question Text:

Type: String

Length: 3

- Don't Know
- Refuse
- Empty

- On Input
- On Output

Store Instructions: P10CAT[1] := T09

P10CAT[2] := T08

P10CAT[3] := T07

Array:

Number of Elements: 3

Special Instructions: NOTE: These should be in the order they are to be asked.

Destination Data Set: POP10

Report Section: 20C

Date Implemented (YYYY-MM-DD): February 2025

Field

P10Time
NEWBSect20C.P10Time

Description: POP Group 10 - Time Reference

Form Pane Label:

SAS Name:

Tag Name:

Inherited Universe:

Universe:

Universe Description:

Question Text:

Type: Integer

Length: 2

Min: 1

Max: 12

- Don't Know
- Refuse
- Empty

- On Input
- On Output

Store Instructions: P10Time[1] := 6
P10Time[2] := 6
P10Time[3] := 12

Array:

Number of Elements: 3

Special Instructions: NOTE: 6 = six months
12 = twelve months

Report Section: 20C

Date Implemented (YYYY-MM-DD): February 2025

P10SoftLowerLimit

Field

NEWBSect20C.P10SoftLowerLimit

Description: Lower ranges for ERR1_OTLTCOST

Form Pane Label:

SAS Name:

Tag Name:

Inherited Universe:

Universe:

Universe Description:

Question Text:

Type: Integer

Length: 8

Min: 0

Max: 99999999

- Don't Know
- Refuse
- Empty

- On Input
- On Output

Store Instructions: P10SoftLowerLimit[1] := 14

P10SoftLowerLimit[2] := 5

P10SoftLowerLimit[3] := 49

Array:

Number of Elements: 3

Report Section: 20C

Date Implemented (YYYY-MM-DD): February 2025

Field

P10SoftUpperLimit
NEWBSect20C.P10SoftUpperLimit

Description: Upper ranges for ERR1_OTLTCOST

Form Pane Label:

SAS Name:

Tag Name:

Inherited Universe:

Universe:

Universe Description:

Question Text:

Type: Integer

Length: 8

Min: 0

Max: 99999999

- Don't Know
- Refuse
- Empty

- On Input
- On Output

Store Instructions: P10SoftUpperLimit[1] := 4999

P10SoftUpperLimit[2] := 4999

P10SoftUpperLimit[3] := 1999

Array:

Number of Elements: 3

Report Section: 20C

Date Implemented (YYYY-MM-DD): February 2025

PGRP10_INTRO

Field

NEWBSect20C.PGRP10_INTRO

Description: Introduction

Form Pane Label: Intro

SAS Name:

Tag Name: PGRP10_INTRO

Inherited Universe:

Universe: P10[1] = yes OR P10[2] = yes OR P10[3] = yes

Universe Description:

Question Text: The next few questions are about expenses made by ^YOU_ANYONE during the last 12 months, that is, as far back as ^TwelveMonthsAgo. We have used the responses that you've already given us to shorten this part of the interview, so I'll only be asking you about expenses that you told me that you did not have in the last three months.

Fills: YOU_ANYONE

Instructions: IF NUMHOUSE = 1 then fill "you"
ELSE fill "you or anyone in your household"

Fills: TwelveMonthsAgo

Instructions: IF CUR_MONTHNUM = 01 then fill "December YEAR minus 2 years"
ELSEIF CUR_MONTHNUM = 02 then fill "January YEAR minus 1 year"
ELSEIF CUR_MONTHNUM = 03 then fill "February YEAR minus 1 year"
ELSEIF CUR_MONTHNUM = 04 then fill "March YEAR minus 1 year"
ELSEIF CUR_MONTHNUM = 05 then fill "April YEAR minus 1 year"
ELSEIF CUR_MONTHNUM = 06 then fill "May YEAR minus 1 year"
ELSEIF CUR_MONTHNUM = 07 then fill "June YEAR minus 1 year"
ELSEIF CUR_MONTHNUM = 08 then fill "July YEAR minus 1 year"
ELSEIF CUR_MONTHNUM = 09 then fill "August YEAR minus 1 year"
ELSEIF CUR_MONTHNUM = 10 then fill "September YEAR minus 1 year"
ELSEIF CUR_MONTHNUM = 11 then fill "October YEAR minus 1 year"
ELSEIF CUR_MONTHNUM = 12 then fill "November YEAR minus 1 year"

Type: Enumerated

Length: 1

Answer List: TContinue

Value:	Mnemonic:	Description:
--------	-----------	--------------

1	Continue	Enter 1 to Continue
---	----------	---------------------

- Don't Know
- Refuse
- Empty

- On Input
- On Output

Array:

Skip Instructions: Goto tbIPOPGRP10

Destination Data Set: POP10

Sponsor Field Type: N

Report Section: 20C

Date Implemented (YYYY-MM-DD): April 2019

tbIPOPGRP10

Block

NEWBSect20C.tbIPOPGRP10

Description: Extended Recall Questions for Pop Group 10

Tab Name:

Fly Over Name:

Universe Type: If

Inherited Universe:

Universe: PGRP10_INTRO = Continue

Universe Description:

Array:

Block Instructions: Allow 3 rows

Field

PRow
NEWBSect20C.tbIPOPGRP10.PRow

Description: Row Number - DO NOT DISPLAY

Form Pane Label:

SAS Name:

Tag Name:

Inherited Universe:

Universe:

Universe Description:

Question Text:

Type: Integer

Length: 2

Min: 1

Max: 13

- Don't Know
- Refuse
- Empty

- On Input
- On Output

Store Instructions: Set PRow = row number starting with 1

Array:

Report Section: 20C

Date Implemented (YYYY-MM-DD): February 2025

PCATDesc

Field

NEWBSect20C.tbIPOPGRP10.PCATDesc

Description: Item Description - SHOW field

Form Pane Label: Description

SAS Name:

Tag Name:

Inherited Universe:

Universe:

Universe Description:

Question Text: SHOW ONLY

Type: String

Length: 30

Don't Know

Refuse

Empty

On Input

On Output

Store Instructions: Set Description as follows:

For Row 1 set Description = 'Oil or Fluid'

For Row 2 set Description = 'Vehicle Parts'

For Row 3 set Description = 'Tires'

Array:

Report Section: 20C

Date Implemented (YYYY-MM-DD): February 2025

Field

PCAT
NEWBSect20C.tbIPOPGRP10.PCAT

Description: Outlet Screener Question

Form Pane Label: Item

SAS Name: PCAT

Tag Name: PCAT

Inherited Universe:

Universe: (Ask_P10[1] = yes AND PRow = 1) OR (Ask_P10[2] = yes AND PRow = 2) OR
(Ask_P10[3] = yes AND PRow = 3)

Universe Description:

Question Text: ^P10CATIntro_Fill have ^YOU_ANYONE ^P10FillText

Fills: P10CATIntro_Fill

Instructions: IF P10Time[Prow] = 6 and IntroFlag6 = EMPTY then
fill "Now, please think about the last six months, since the first of
^SixMonthsAgo"
ELSEIF P10Time[Prow] = 6 fill "In the last SIX MONTHS,"

IF P10Time[Prow] = 12 and IntroFlag12 = EMPTY then
fill "Now, please think about the last twelve months, since the first of
^TwelveMonthsAgo"
ELSEIF P10Time[Prow] = 12 fill "In the last TWELVE MONTHS,"

Fills: SixMonthsAgo

Instructions: IF CUR_MONTHNUM = 01 then fill "July YEAR minus 1 year"
ELSEIF CUR_MONTHNUM = 02 then fill "August YEAR minus 1 year"
ELSEIF CUR_MONTHNUM = 03 then fill "September YEAR minus 1 year"
ELSEIF CUR_MONTHNUM = 04 then fill "October YEAR minus 1 year"
ELSEIF CUR_MONTHNUM = 05 then fill "November YEAR minus 1 year"
ELSEIF CUR_MONTHNUM = 06 then fill "December YEAR minus 1 year"
ELSEIF CUR_MONTHNUM = 07 then fill "January YEAR"
ELSEIF CUR_MONTHNUM = 08 then fill "February YEAR"
ELSEIF CUR_MONTHNUM = 09 then fill "March YEAR"
ELSEIF CUR_MONTHNUM = 10 then fill "April YEAR"
ELSEIF CUR_MONTHNUM = 11 then fill "May YEAR"
ELSEIF CUR_MONTHNUM = 12 then fill "June YEAR"

Fills: TwelveMonthsAgo

Instructions: IF CUR_MONTHNUM = 01 then fill "December YEAR minus 2 years"

ELSEIF CUR_MONTHNUM = 02 then fill "January YEAR minus 1 year"
ELSEIF CUR_MONTHNUM = 03 then fill "February YEAR minus 1 year"
ELSEIF CUR_MONTHNUM = 04 then fill "March YEAR minus 1 year"
ELSEIF CUR_MONTHNUM = 05 then fill "April YEAR minus 1 year"
ELSEIF CUR_MONTHNUM = 06 then fill "May YEAR minus 1 year"
ELSEIF CUR_MONTHNUM = 07 then fill "June YEAR minus 1 year"
ELSEIF CUR_MONTHNUM = 08 then fill "July YEAR minus 1 year"
ELSEIF CUR_MONTHNUM = 09 then fill "August YEAR minus 1 year"
ELSEIF CUR_MONTHNUM = 10 then fill "September YEAR minus 1 year"
ELSEIF CUR_MONTHNUM = 11 then fill "October YEAR minus 1 year"
ELSEIF CUR_MONTHNUM = 12 then fill "November YEAR minus 1 year"

Fills: YOU_ANYONE

Instructions: IF NUMHOUSE = 1 then fill "you"
ELSE fill "you or anyone in your household"

Fills: P10FillText

Instructions: P10FillText[1] := 'purchased any motor oil, coolants, or fluids?'
P10FillText[2] := 'purchased any vehicle parts or accessories? Do not include tires.'
P10FillText[3] := 'purchased any tires?'

Type: Enumerated

Length: 1

Answer List: TYesNo

Value:	Mnemonic:	Description:
1	Yes	Yes
2	No	No

Don't Know
 Refuse
 Empty

On Input
 On Output

Store Instructions: Set IntroFlag:
If PCAT = RESPONSE or PCAT = NONRESPONSE THEN:
If P10TIME[PRow] = 6 then set IntroFlag6 = 1
If P10TIME[PRow] = 12 then set IntroFlag12 = 1

Array:

Skip Instructions: 1: Goto POPSCAT

2,DK,RF: Goto the next appropriate row

Destination Data Set: POP10

Sponsor Field Type: C

Report Section: 20C

Date Implemented (YYYY-MM-DD): February 2025

POPSCAT

Field

NEWBSect20C.tbIPOPGRP10.POPSCAT

Description: CPI Pop Category

Form Pane Label:

SAS Name:

Tag Name:

Inherited Universe:

Universe: PCAT = Yes {1}

Universe Description:

Question Text:

Type: String

Length: 3

- Don't Know
- Refuse
- Empty

- On Input
- On Output

Store Instructions: If PCAT = Yes {1} then set POPSCAT = P10CAT[PRow]

Array:

Skip Instructions: Goto OTLTCOST

Sponsor Field Type: C

Report Section: 20C

Date Implemented (YYYY-MM-DD): February 2025

Field

OTLTCOST

NEWBSect20C.tblPOPGRP10.OTLTCOST

Description: Purchase price

Form Pane Label: Cost

SAS Name: OTLTCOST

Tag Name: OTLTCOST

Inherited Universe:

Universe: PCAT = Yes {1}

Universe Description:

Question Text: In the last ^P10Fill1_Cost, how much did ^YOU_YRCU spend on your last purchase of ^P10FillTextC?

Fills: P10Fill1_Cost

Instructions: IF P10Time[PRow] = 6 then fill 'SIX MONTHS'
ELSEIF P10Time[PRow] = 12 then fill 'TWELVE MONTHS'

Fills: YOU_YRCU

Instructions: IF NUMHOUSE = 1 then fill "you"
ELSE fill "your household"

Fills: P10FillTextC

Instructions: P10FillTextC[1] := 'motor oil, coolants, or fluids'
P10FillTextC[2] := 'vehicle parts or accessories'
P10FillTextC[3] := 'tires'

Type: Integer

Length: 7

Min: 1

Max: 999999

Don't Know

Refuse

Empty

On Input

On Output

Array:

Special Instructions: Display a \$ and comma in the entry field

Skip Instructions: IF OTLTCOST < P10SoftLowerLimit[PRow] or OTLTCOST > P10SoftUpperLimit[PRow] then goto ERR1_OTLTCOST
ELSE goto OTLTSTOR

Destination Data Set: POP10

Sponsor Field Type: N

Report Section: 20C

Date Implemented (YYYY-MM-DD): February 2025

Check

ERR1_OTLTCOST
NEWBSect20C.tbIPOPGRP10.ERR1_OTLTCOST

Description: Out of Range Check

Inherited Universe:

Universe: (OTLTCOST < P10SoftLowerLimit[PRow] or OTLTCOST > P10SoftUpperLimit[PRow]) AND OTLTCOST = RESPONSE

Universe Description:

Text: * THE VALUE ENTERED IS UNUSUALLY HIGH OR LOW

PLEASE VERIFY AND, IF CORRECT, ENTER ITEM LEVEL NOTE

Check Instructions: If error is suppressed, then set OTLT_OST = 'A1'

Type: Soft

Skip Instructions: Suppress: Goto OTLTSTOR

All others, go back to OTLTCOST

OTLTSTOR

Field

NEWBSect20C.tbIPOPGRP10.OTLTSTOR

Description: Where Purchased

Form Pane Label: Business

SAS Name: OTLTSTOR

Tag Name: OTLTSTOR

Inherited Universe:

Universe: PCAT = Yes {1}

Universe Description:

Question Text: What is the name of the business where ^P10Fill_STOR?

✦ Enter store, website, or company name

Fills: P10Fill_STOR

Instructions: IF PRow = 1-3 then fill ''business where ^YOU_YRCU had this expense'';

Fills: YOU_YRCU

Instructions: IF NUMHOUSE = 1 then fill "you"
ELSE fill "your household"

Type: String

Length: 45

Don't Know

Refuse

Empty

On Input

On Output

Array:

Special Instructions: IF uppercase entry contains '.COM' then set OTLTTYPE = 1 and "keep" and "Show"

Skip Instructions: IF Prow = 1-3 then:

IF uppercase entry does not contains '.COM' and is not a DK or RF then goto
OTLTTYPE

ELSE goto the next appropriate row

Destination Data Set: POP10

Sponsor Field Type: C

Report Section: 20C

Date Implemented (YYYY-MM-DD): February 2025

OTLTTYPE

Field

NEWBSect20C.tbIPOPGRP10.OTLTTYPE

Description: Purchased Online or in person

Form Pane Label: Online

SAS Name: OTLTTYPE

Tag Name: OTLTTYPE

Inherited Universe:

Universe: (OTLTSTOR = RESPONSE) AND UPPERCASE(OTLTSTOR) does not contain '.COM'

Universe Description: Business name is not DK, RF or .COM

Question Text: Was this ^P10Fill_TYPE -

1. Online?
2. In person?
3. By mail or telephone order?
4. Other

Fills: P10Fill_TYPE

Instructions: If Prow = 1-3 then fill "paid for"

Type: Enumerated

Length: 1

Answer List: TOnline

Value:	Mnemonic:	Description:
1	Online	Online?
2	InPerson	In person?
3	MailTel	By mail or telephone order?
4	Other	Other

- Don't Know
- Refuse
- Empty

- On Input
- On Output

Array:

Special Instructions: Answer list descriptions for options 1-3 should be bold black

Skip Instructions: 1,3,4,DK,RF: Goto the next appropriate row

2: Goto OTLTCITY

Destination Data Set: POP10

Sponsor Field Type: C

Report Section: 20C

Date Implemented (YYYY-MM-DD): February 2025

OTLTCITY

Field

NEWBSect20C.tbIPOPGRP10.OTLTCITY

Description: Purchase location - City

Form Pane Label: Location - City

SAS Name: OTLTCITY

Tag Name: OTLTCITY

Inherited Universe:

Universe: OTLTTYPE = InPerson {2}

Universe Description: Purchased in person

Question Text: In what city is ^OTLTSTOR_Fill located?

Fills: OTLTSTOR_Fill

Instructions: Fill entry in OTLTSTOR

Type: String

Length: 45

- Don't Know
- Refuse
- Empty

- On Input
- On Output

Array:

Skip Instructions: Goto OTLTSTE

Destination Data Set: POP10

Sponsor Field Type: C

Report Section: 20C

Date Implemented (YYYY-MM-DD): February 2025

Field

OTLTSTE

NEWBSect20C.tbIPOPGRP10.OTLTSTE

Description: Purchase location - State

Form Pane Label: State

SAS Name: OTLTSTE

Tag Name: OTLTSTE

Inherited Universe:

Universe: OTLTTYPE = InPerson {2}

Universe Description: Purchased in person

Help Screen: H_DESTCODE

Question Text: ? [F1]

In what state is ^OTLTSTOR_Fill located?

✦ [Enter the two character state abbreviation](#)

Fills: OTLTSTOR_Fill

Instructions: Fill entry in OTLTSTOR

Type: String

Length: 2

Don't Know

Refuse

Empty

On Input

On Output

Array:

Special Instructions: Use answer type TState - STRING[2], display width 4

Skip Instructions: IF entry is not a valid state abbreviation then goto CK_OTLTSTE

ELSE goto the next appropriate row

Destination Data Set: POP10

Sponsor Field Type: C

Report Section: 20C

Date Implemented (YYYY-MM-DD): February 2025

Check

CK_OTLTSTE
NEWBSect20C.tblPOPGRP10.CK_OTLTSTE

Description: Not a valid state abbreviation

Inherited Universe:

Universe: (OTLTSTE is not a valid state abbreviation) AND OTLTSTE = RESPONSE

Universe Description: State abbreviation entered is not valid

Text: [✦ Not a valid state abbreviation](#)

Check Instructions:

Type: Hard

Skip Instructions: Go back to OTLTSTE

OTLT_OST

Field

NEWBSect20C.tbIPOPGRP10.OTLT_OST

Description: Range edit flag

Form Pane Label:

SAS Name: OTLT_OST

Tag Name:

Inherited Universe:

Universe:

Universe Description:

Question Text:

Type: String

Length: 2

- Don't Know
- Refuse
- Empty

- On Input
- On Output

Array:

Special Instructions: NOTE: See ERR1_OTLTCOST for how to set this field

Valid Values: A1 = Range edit failed (ERR1 check was suppressed)
Blank = Range edit passed

Destination Data Set: POP10

Sponsor Field Type: C

Report Section: 20C

Date Implemented (YYYY-MM-DD): February 2025

Sponsor Edits: FLAG

Field

END_POPGRP10
NEWBSect20C.END_POPGRP10

Description: End of Section 20C - Pop Group 10

Form Pane Label:

SAS Name:

Tag Name:

Inherited Universe:

Universe:

Universe Description:

Question Text:

Type: Classification

Length: 0

- Don't Know
- Refuse
- Empty

- On Input
- On Output

Store Instructions: Set 20C Complete Flag

```
IF Ask_P10[1] = no and Ask_P10[2] = no and Ask_P10[3] = no  
THEN  
    set S20C_Complete = 1
```

```
ELSEIF Ask_P10[3] = yes THEN:  
    IF tbIPOPGRP10[3].PCAT = No {2} or  
       tbIPOPGRP10[3].PCAT = NONRESPONSE or  
       tbIPOPGRP10[3].OTLTSTOR contains .COM or  
       tbIPOPGRP10[3].OTLTSTOR = NONRESPONSE or  
       tbIPOPGRP10[3].OTLTTYPE = OnLine {1} or  
       tbIPOPGRP10[3].OTLTTYPE = MailTel {3} or  
       tbIPOPGRP10[3].OTLTTYPE = Other {4} or  
       tbIPOPGRP10[3].OTLTTYPE = NONRESPONSE or  
       tbIPOPGRP10[3].OTLTSTE = RESPONSE or  
       tbIPOPGRP10[3].OTLTSTE = NONRESPONSE then  
        set S20C_Complete = 1  
    ELSE set S20C_Complete = 2
```

```
END
ELSEIF Ask_P10[2] = yes THEN:
  IF tbIPOPGRP10[2].PCAT = No {2} or
    tbIPOPGRP10[2].PCAT = NONRESPONSE or
    tbIPOPGRP10[2].OTLTSTOR contains .COM or
    tbIPOPGRP10[2].OTLTSTOR = NONRESPONSE or
    tbIPOPGRP10[2].OTLTTYPE = OnLine {1} or
    tbIPOPGRP10[2].OTLTTYPE = MailTel {3} or
    tbIPOPGRP10[2].OTLTTYPE = Other {4} or
    tbIPOPGRP10[2].OTLTTYPE = NONRESPONSE or
    tbIPOPGRP10[2].OTLTSTE = RESPONSE or
    tbIPOPGRP10[2].OTLTSTE = NONRESPONSE then
    set S20C_Complete = 1
  ELSE set S20C_Complete = 2
  END
ELSEIF Ask_P10[1] = yes THEN:
  IF tbIPOPGRP10[1].PCAT = No {2} or
    tbIPOPGRP10[1].PCAT = NONRESPONSE or
    tbIPOPGRP10[1].OTLTSTOR contains .COM or
    tbIPOPGRP10[1].OTLTSTOR = NONRESPONSE or
    tbIPOPGRP10[1].OTLTTYPE = OnLine {1} or
    tbIPOPGRP10[1].OTLTTYPE = MailTel {3} or
    tbIPOPGRP10[1].OTLTTYPE = Other {4} or
    tbIPOPGRP10[1].OTLTTYPE = NONRESPONSE or
    tbIPOPGRP10[1].OTLTSTE = RESPONSE or
    tbIPOPGRP10[1].OTLTSTE = NONRESPONSE then
    set S20C_Complete = 1
  ELSE set S20C_Complete = 2
  END
END
```

Array:

Skip Instructions: Exit section 20C and goto the next appropriate section

Field

POP11_AskFlags

NEWBSect20C.POP11_AskFlags

Description: Set PopGrp 11 "Ask" flags

Form Pane Label:

SAS Name:

Tag Name:

Inherited Universe:

Universe:

Universe Description:

Question Text:

Type: Classification

Length: 0

Don't Know

Refuse

Empty

On Input

On Output

Store Instructions: Set question eligibility flags

IF VAL(RT10.POPGRP) = 11 and SECTCOMP[4] = 1 and SECTCOMP[11] = 1 and
SECTCOMP[13] = 1 and SECTCOMP[16] = 1 and SECTCOMP[19] = 1 THEN:

IF BSECT11.BPartA.VOPGASX = 0 then set AskP11[1] = yes
END

IF BSection4.LP4A_Flag[1] = no AND
BSection4.section04B.PRPYCELL = 2 then set AskP11[2] = yes
END

IF BSection4.LP4A_Flag[2] = no then set AskP11[3] = yes
END

IF BSection4.LP4A_Flag[4] = no and
BSection16.LP16_Flag[20] = no then set AskP11[4] = yes
END

IF BSect19.LP19A_Flag[11] = no then set AskP11[5] = yes
END

IF BSection16.LP16_Flag[23] = no and
BSection16.LP16_Flag[25] = no then set AskP11[6] = yes
END

IF BSection16.LP16_Flag[19] = no then set AskP11[7] = yes
END

IF BSection16.LP16_Flag[22] = no then set AskP11[8] = yes
END

IF BSect13.LP13_Flag[2] = no then set AskP11[9] = yes
END

IF BSECT11.S11D_INTRO = No {2} then set AskP11[10] = yes
END

IF BSECT11.LP11C_Flag[1] = 2 then set AskP11[11] = yes
END

END

Array:

Destination Data Set: POP11

Field

Ask_P11
NEWBSect20C.Ask_P11

Description: POP Group 11 - Ask flag

Form Pane Label:

SAS Name:

Tag Name:

Inherited Universe:

Universe:

Universe Description:

Question Text:

Type: Enumerated

Length: 1

Answer List: TYesNo

Value:	Mnemonic:	Description:
1	Yes	Yes
2	No	No

- Don't Know
- Refuse
- Empty

- On Input
- On Output

Array:

Number of Elements: 11

Special Instructions: NOTE: Array positions represent the question order.

For example, array position 1 corresponds to the first POP group 11 outlet question (row 1) - TbIPOPGRP11[1].PCAT

Instrument SAS Name: Ask_P11

Destination Data Set: POP11

Sponsor Field Type: N

Report Section: 20C

Date Implemented (YYYY-MM-DD): February 2025

Field

P11CAT
NEWBSect20C.P11CAT

Description: POP Group 11 - CPI POP Category

Form Pane Label:

SAS Name:

Tag Name:

Inherited Universe:

Universe:

Universe Description:

Question Text:

Type: String

Length: 3

Don't Know

Refuse

Empty

On Input

On Output

Store Instructions: P11CAT[1] := T05
P11CAT[2] := E16
P11CAT[3] := E17
P11CAT[4] := R02
P11CAT[5] := R09
P11CAT[6] := R05
P11CAT[7] := R07
P11CAT[8] := R04
P11CAT[9] := M03
P11CAT[10] := T18
P11CAT[11] := T19

Array:

Number of Elements: 11

Destination Data Set: POP11

Report Section: 20C

Date Implemented (YYYY-MM-DD): February 2025

Field

P11Time
NEWBSect20C.P11Time

Description: POP Group 11 - Time Reference

Form Pane Label:

SAS Name:

Tag Name:

Inherited Universe:

Universe:

Universe Description:

Question Text:

Type: Integer

Length: 2

Min: 1

Max: 12

- Don't Know
- Refuse
- Empty

- On Input
- On Output

Store Instructions: P11Time[1] := 6
P11Time[2] := 6
P11Time[3] := 6
P11Time[4] := 6
P11Time[5] := 6
P11Time[6] := 6
P11Time[7] := 6
P11Time[8] := 6
P11Time[9] := 6
P11Time[10] := 6
P11Time[11] := 6

Array:

Number of Elements: 11

Special Instructions: NOTE: 6 = six months

12 = twelve months

2 = two years

5 = five years

Destination Data Set: POP11

Report Section: 20C

Date Implemented (YYYY-MM-DD): February 2025

Field

P11SoftLowerLimit
NEWBSect20C.P11SoftLowerLimit

Description: Lower ranges for ERR1_OTLTCOST

Form Pane Label:

SAS Name:

Tag Name:

Inherited Universe:

Universe:

Universe Description:

Question Text:

Type: Integer

Length: 8

Min: 0

Max: 99999999

- Don't Know
- Refuse
- Empty

- On Input
- On Output

Store Instructions: P11SoftLowerLimit[1] := 0
P11SoftLowerLimit[2] := 5
P11SoftLowerLimit[3] := 1
P11SoftLowerLimit[4] := 1
P11SoftLowerLimit[5] := 3
P11SoftLowerLimit[6] := 1
P11SoftLowerLimit[7] := 1
P11SoftLowerLimit[8] := 1
P11SoftLowerLimit[9] := 5
P11SoftLowerLimit[10] := 1
P11SoftLowerLimit[11] := 5

Array:

Number of Elements: 7

Destination Data Set: POP11

Report Section: 20C

Date Implemented (YYYY-MM-DD): February 2025

Field

P11SoftUpperLimit

NEWBSect20C.P11SoftUpperLimit

Description: Upper ranges for ERR1_OTLTCOST

Form Pane Label:

SAS Name:

Tag Name:

Inherited Universe:

Universe:

Universe Description:

Question Text:

Type: Integer

Length: 8

Min: 0

Max: 99999999

- Don't Know
- Refuse
- Empty

- On Input
- On Output

Store Instructions: P11SoftUpperLimit[1] := 1599
P11SoftUpperLimit[2] := 450
P11SoftUpperLimit[3] := 150
P11SoftUpperLimit[4] := 399
P11SoftUpperLimit[5] := 4999
P11SoftUpperLimit[6] := 199
P11SoftUpperLimit[7] := 100
P11SoftUpperLimit[8] := 200
P11SoftUpperLimit[9] := 1350
P11SoftUpperLimit[10] := 1500
P11SoftUpperLimit[11] := 520

Array:

Number of Elements: 7

Destination Data Set: POP11

Report Section: 20C

Date Implemented (YYYY-MM-DD): February 2025

Field

PGRP11_INTRO
NEWBSect20C.PGRP11_INTRO

Description: Introduction

Form Pane Label: Intro

SAS Name:

Tag Name: PGRP11_INTRO

Inherited Universe:

Universe: P11[1] = yes OR P11[2] = yes OR P11[3] = yes OR P11[4] = yes OR P11[5] = yes OR P11[6] = yes OR P11[7] = yes OR P11[8] = yes OR P11[9] = yes OR P11[10] = yes OR P11[11] = yes

Universe Description:

Question Text: The next few questions are about expenses made by ^YOU_ANYONE during the last six months, that is, as far back as ^SixMonthsAgo. We have used the responses that you've already given us to shorten this part of the interview, so I'll only be asking you about expenses that you told me that you did not have in the last three months.

Fills: YOU_ANYONE

Instructions: IF NUMHOUSE = 1 then fill "you"
ELSE fill "you or anyone in your household"

Fills: SixMonthsAgo

Instructions: IF CUR_MONTHNUM = 01 then fill "July YEAR minus 1 year"
ELSEIF CUR_MONTHNUM = 02 then fill "August YEAR minus 1 year"
ELSEIF CUR_MONTHNUM = 03 then fill "September YEAR minus 1 year"
ELSEIF CUR_MONTHNUM = 04 then fill "October YEAR minus 1 year"
ELSEIF CUR_MONTHNUM = 05 then fill "November YEAR minus 1 year"
ELSEIF CUR_MONTHNUM = 06 then fill "December YEAR minus 1 year"
ELSEIF CUR_MONTHNUM = 07 then fill "January YEAR"
ELSEIF CUR_MONTHNUM = 08 then fill "February YEAR"
ELSEIF CUR_MONTHNUM = 09 then fill "March YEAR"
ELSEIF CUR_MONTHNUM = 10 then fill "April YEAR"
ELSEIF CUR_MONTHNUM = 11 then fill "May YEAR"
ELSEIF CUR_MONTHNUM = 12 then fill "June YEAR"

Type: Enumerated

Length: 1

Answer List: TContinue

Value:	Mnemonic:	Description:
1	Continue	Enter 1 to Continue

- Don't Know
- Refuse
- Empty

- On Input
- On Output

Array:

Skip Instructions: Goto tblPOPGRP11

Destination Data Set: POP11

Sponsor Field Type: N

Report Section: 20C

Date Implemented (YYYY-MM-DD): April 2019

Block

tbIPOPGRP11
NEWBSect20C.tbIPOPGRP11

Description: Extended Recall Questions for Pop Group 11

Tab Name:

Fly Over Name:

Universe Type: If

Inherited Universe:

Universe: PGRP11_INTRO = Continue

Universe Description:

Array:

Block Instructions: Allow 11 rows

PRow

Field

NEWBSect20C.tbIPOPGRP11.PRow

Description: Row Number - DO NOT DISPLAY

Form Pane Label:

SAS Name:

Tag Name:

Inherited Universe:

Universe:

Universe Description:

Question Text:

Type: Integer

Length: 2

Min: 1

Max: 11

- Don't Know
- Refuse
- Empty

- On Input
- On Output

Store Instructions: Set PRow = row number starting with 1

Array:

Report Section: 20C

Date Implemented (YYYY-MM-DD): February 2025

Field

PCATDesc
NEWBSect20C.tbIPOPGRP11.PCATDesc

Description: Item Description - SHOW field

Form Pane Label: Description

SAS Name:

Tag Name:

Inherited Universe:

Universe:

Universe Description:

Question Text: SHOW ONLY

Type: String

Length: 30

- Don't Know
- Refuse
- Empty

- On Input
- On Output

Store Instructions: Set Description as follows:

- For Row 1 set Description = 'Fuel'
- For Row 2 set Description = 'Cell Service'
- For Row 3 set Description = 'Landline Service'
- For Row 4 set Description = 'Cable or Sat'
- For Row 5 set Description = 'Pets'
- For Row 6 set Description = 'Rented DVD/Games'
- For Row 7 set Description = 'CDs'
- For Row 8 set Description = 'DVDs'
- For Row 9 set Description = 'Medical Supplies'
- For Row 10 set Description = 'Mass Transit'
- For Row 11 set Description = 'Taxi Fares'

Array:

Destination Data Set: POP11

Report Section: 20C

Date Implemented (YYYY-MM-DD): February 2025

Field

PCAT
NEWBSect20C.tbIPOPGRP11.PCAT

Description: Screener

Form Pane Label: Item

SAS Name: PCAT

Tag Name: PCAT

Inherited Universe:

Universe: (Ask_P11[1] = yes AND PRow = 1) OR (Ask_P11[2] = yes AND PRow = 2) OR
(Ask_P11[3] = yes AND PRow = 3) OR (Ask_P11[4] = yes AND PRow = 4) OR
(Ask_P11[5] = yes AND PRow = 5) OR (Ask_P11[6] = yes AND PRow = 6) OR
(Ask_P11[7] = yes AND PRow = 3) OR (Ask_P11[8] = yes AND PRow = 8) OR
(Ask_P11[9] = yes AND PRow = 9) OR (Ask_P11[10] = yes AND PRow = 10) OR
(Ask_P11[11] = yes AND PRow = 11)

Universe Description:

Question Text: ^P11CATIntro_Fill have ^YOU_ANYONE ^P11FillText

Fills: P11CATIntro_Fill

Instructions: If P11Time[Prow] = 6 and IntroFlag16 = EMPTY then fill "Now, please think about the last six months, since the first of ^SixMonthsAgo"

ELSEIf P11Time[Prow] = 6 fill "In the last SIX MONTHS,"

ELSEIf P11Time[Prow] = 12 and IntroFlag12 = EMPTY then fill "Now, please think about the last twelve months, since the first of ^TwelveMonthsAgo"

ELSEIf P11Time[Prow] = 12 fill "In the last TWELVE MONTHS,"

ELSEIf P11Time[Prow] = 2 and IntroFlag2 = EMPTY then fill "Now, please think about the last two years, since the first of ^TwoYearsAgo"

ELSEIf P11Time[Prow] = 2 fill "In the last TWO YEARS,"

ELSEIf P11Time[Prow] = 5 and IntroFlag5 = EMPTY then fill "Now, please think about the last five years, since the first of ^FiveYearsAgo"

ELSEIf P11Time[Prow] = 5 fill "In the last FIVE YEARS,"

Fills: SixMonthsAgo

Instructions: IF CUR_MONTHNUM = 01 then fill "July YEAR minus 1 year"

ELSEIF CUR_MONTHNUM = 02 then fill "August YEAR minus 1 year"
ELSEIF CUR_MONTHNUM = 03 then fill "September YEAR minus 1 year"
ELSEIF CUR_MONTHNUM = 04 then fill "October YEAR minus 1 year"
ELSEIF CUR_MONTHNUM = 05 then fill "November YEAR minus 1 year"
ELSEIF CUR_MONTHNUM = 06 then fill "December YEAR minus 1 year"
ELSEIF CUR_MONTHNUM = 07 then fill "January YEAR"
ELSEIF CUR_MONTHNUM = 08 then fill "February YEAR"
ELSEIF CUR_MONTHNUM = 09 then fill "March YEAR"
ELSEIF CUR_MONTHNUM = 10 then fill "April YEAR"
ELSEIF CUR_MONTHNUM = 11 then fill "May YEAR"
ELSEIF CUR_MONTHNUM = 12 then fill "June YEAR"

Fills: TwelveMonthsAgo

Instructions: IF CUR_MONTHNUM = 01 then fill "December YEAR minus 2 years"
ELSEIF CUR_MONTHNUM = 02 then fill "January YEAR minus 1 year"
ELSEIF CUR_MONTHNUM = 03 then fill "February YEAR minus 1 year"
ELSEIF CUR_MONTHNUM = 04 then fill "March YEAR minus 1 year"
ELSEIF CUR_MONTHNUM = 05 then fill "April YEAR minus 1 year"
ELSEIF CUR_MONTHNUM = 06 then fill "May YEAR minus 1 year"
ELSEIF CUR_MONTHNUM = 07 then fill "June YEAR minus 1 year"
ELSEIF CUR_MONTHNUM = 08 then fill "July YEAR minus 1 year"
ELSEIF CUR_MONTHNUM = 09 then fill "August YEAR minus 1 year"
ELSEIF CUR_MONTHNUM = 10 then fill "September YEAR minus 1 year"
ELSEIF CUR_MONTHNUM = 11 then fill "October YEAR minus 1 year"
ELSEIF CUR_MONTHNUM = 12 then fill "November YEAR minus 1 year"

Fills: TwoYearsAgo

Instructions: IF CUR_MONTHNUM = 01 then fill "December YEAR minus 3 years"
ELSEIF CUR_MONTHNUM = 02 then fill "January YEAR minus 2 years"
ELSEIF CUR_MONTHNUM = 03 then fill "February YEAR minus 2 years"
ELSEIF CUR_MONTHNUM = 04 then fill "March YEAR minus 2 years"
ELSEIF CUR_MONTHNUM = 05 then fill "April YEAR minus 2 years"
ELSEIF CUR_MONTHNUM = 06 then fill "May YEAR minus 2 years"
ELSEIF CUR_MONTHNUM = 07 then fill "June YEAR minus 2 years"
ELSEIF CUR_MONTHNUM = 08 then fill "July YEAR minus 2 years"
ELSEIF CUR_MONTHNUM = 09 then fill "August YEAR minus 2 years"
ELSEIF CUR_MONTHNUM = 10 then fill "September YEAR minus 2 years"
ELSEIF CUR_MONTHNUM = 11 then fill "October YEAR minus 2 years"
ELSEIF CUR_MONTHNUM = 12 then fill "November YEAR minus 2 years"

Fills: FiveYearsAgo

Instructions: IF CUR_MONTHNUM = 01 then fill "December YEAR minus 6 years"
ELSEIF CUR_MONTHNUM = 02 then fill "January YEAR minus 5 years"
ELSEIF CUR_MONTHNUM = 03 then fill "February YEAR minus 5 years"
ELSEIF CUR_MONTHNUM = 04 then fill "March YEAR minus 5 years"
ELSEIF CUR_MONTHNUM = 05 then fill "April YEAR minus 5 years"

ELSEIF CUR_MONTHNUM = 06 then fill "May YEAR minus 5 years"
ELSEIF CUR_MONTHNUM = 07 then fill "June YEAR minus 5 years"
ELSEIF CUR_MONTHNUM = 08 then fill "July YEAR minus 5 years"
ELSEIF CUR_MONTHNUM = 09 then fill "August YEAR minus 5 years"
ELSEIF CUR_MONTHNUM = 10 then fill "September YEAR minus 5 years"
ELSEIF CUR_MONTHNUM = 11 then fill "October YEAR minus 5 years"
ELSEIF CUR_MONTHNUM = 12 then fill "November YEAR minus 5 years"

Fills: YOU_ANYONE

Instructions: IF NUMHOUSE = 1 then fill "you"
ELSE fill "you or anyone in your household"

Fills: P11FillText

Instructions: P11FillText[1] := 'purchased any gasoline, diesel, or alternative fuels?'

P11FillText[2] := 'had any expenses for cellular telephone service?'

P11FillText[3] := 'had any expenses for local or long distance landline telephone service including prepaid phone cards?'

P11FillText[4] := 'had any expenses for any cable or satellite television or radio service?'

P11FillText[5] := 'purchased any pets, pet supplies or accessories?'

P11FillText[6] := 'had any expenses for DVD or video game rentals?'

P11FillText[7] := 'purchased any CDs or audio downloads? Do not include fees for streaming services.'

P11FillText[8] := 'purchased any DVDs or video downloads?'

P11FillText[9] := 'purchased any medical equipment, supplies, or dressings?'

P11FillText[10] := 'had any expenses for intracity mass transit?'

P11FillText[11] := 'had any expenses for taxi or cab fares?'

Type: Enumerated

Length: 1

Answer List: TYesNo

Value:	Mnemonic:	Description:
1	Yes	Yes
2	No	No

- Don't Know
- Refuse
- Empty

- On Input
- On Output

Store Instructions: Set IntroFlag:

If PCAT = RESPONSE or PCAT = NONRESPONSE THEN:

If P11TIME[PRow] = 6 then set IntroFlag6 = 1

If P11TIME[PRow] = 12 then set IntroFlag12 = 1

If P11TIME[PRow] = 2 then set IntroFlag2 = 1

If P11TIME[PRow] = 5 then set IntroFlag5 = 1

Array:

Skip Instructions: 1: Goto POPSCAT

2,DK,RF: Goto the next appropriate row

Destination Data Set: POP11

Sponsor Field Type: C

Report Section: 20C

Date Implemented (YYYY-MM-DD): February 2025

Field

POPSCAT
NEWBSect20C.tbIPOPGRP11.POPSCAT

Description: CPI Pop Category

Form Pane Label:

SAS Name:

Tag Name:

Inherited Universe:

Universe: PCAT = Yes {1}

Universe Description:

Question Text:

Type: String

Length: 3

- Don't Know
- Refuse
- Empty

- On Input
- On Output

Store Instructions: If PCAT = Yes {1} then set POPSCAT = P11CAT[PRow]

Array:

Skip Instructions: Goto OTLTCOST

Destination Data Set: POP11

Sponsor Field Type: C

Report Section: 20C

Date Implemented (YYYY-MM-DD): February 2025

OTLTCOST

Field

NEWBSect20C.tbIPOPGRP11.OTLTCOST

Description: Purchase price

Form Pane Label: Cost

SAS Name: OTLTCOST

Tag Name: OTLTCOST

Inherited Universe:

Universe: PCAT = Yes {1}

Universe Description:

Question Text: In the last ^P11Fill1_Cost, how much ^P11Fill2_Cost ^P11FillTextC?

Fills: P11Fill1_Cost

Instructions: IF P11Time[PRow] = 6 then fill 'SIX MONTHS'
ELSEIF P11Time[PRow] = 12 then fill '12 MONTHS'
ELSEIF P11Time[PRow] = 2 then fill 'TWO YEARS'
ELSEIF P11Time[PRow] = 5 then fill 'FIVE YEARS'

Fills: P11Fill2_Cost

Instructions: IF PRow = 2-4, 6, 10, or 11 then fill 'was ^YR_YRCUS last expense for'
Else fill 'did ^YOU_YRCU spend on your last purchase of'

Fills: YR_YRCUS

Instructions: IF NUMHOUSE = 1 then fill "your"
ELSE fill "your household's"

Fills: YOU_YRCU

Instructions: IF NUMHOUSE = 1 then fill "you"
ELSE fill "your household"

Fills: P11FillTextC

Instructions: P11FillTextC[1] := 'gasoline, diesel, or alternative fuels'
P11FillTextC[2] := 'cellular telephone service'
P11FillTextC[3] := 'local or long distance landline telephone service including prepaid phone cards'
P11FillTextC[4] := 'cable or satellite television or radio service'
P11FillTextC[5] := 'pets, pet supplies or accessories'
P11FillTextC[6] := 'DVD or video game rentals'
P11FillTextC[7] := 'CDs or audio downloads'

P11FillTextC[8] := 'DVDs or video downloads'
P11FillTextC[9] := 'medical equipment, supplies, or dressings'
P11FillTextC[10] := 'intracity mass transit'
P11FillTextC[11] := 'taxi or cab fares'

Type: Integer
Length: 7

Min: 1
Max: 999999

Don't Know
 Refuse
 Empty

On Input
 On Output

Array:

Special Instructions: Display a \$ and comma in the entry field

Skip Instructions: IF OTLTCOST < P11SoftLowerLimit[PRow] or OTLTCOST > P11SoftUpperLimit[PRow] then goto ERR1_OTLTCOST ELSE goto OTLTSTOR

Destination Data Set: POP11

Sponsor Field Type: N

Report Section: 20C

Date Implemented (YYYY-MM-DD): February 2025

ERR1_OTLTCOST

Check

NEWBSect20C.tbIPOPGRP11.ERR1_OTLTCOST

Description: Out of Range Check

Inherited Universe:

Universe: (OTLTCOST < P11LowerLimit[PRow] or OTLTCOST > P11UpperLimit[PRow]) AND
OTLTCOST = RESPONSE

Universe Description:

Text: * THE VALUE ENTERED IS UNUSUALLY HIGH OR LOW

PLEASE VERIFY AND, IF CORRECT, ENTER ITEM LEVEL NOTE

Check Instructions: If error is suppressed, then set OTLT_OST = 'A1'

Type: Soft

Skip Instructions: Suppress: Goto OTLTSTOR

All others, go back to OTLTCOST

Field

OTLTSTOR
NEWBSect20C.tblPOPGRP11.OTLTSTOR

Description: Where Purchased

Form Pane Label: Business

SAS Name: OTLTSTOR

Tag Name: OTLTSTOR

Inherited Universe:

Universe: PCAT = Yes {1}

Universe Description:

Question Text: What is the name of the business where ^P11Fill_STOR?

✦ Enter store, website, or company name

Fills: P11Fill_STOR

Instructions: IF PRow = 2-4, 6, 10, or 11 then fill '^YOU_YRCU had this expense'
Else fill 'this was last purchased'

Fills: YOU_YRCU

Instructions: IF NUMHOUSE = 1 then fill "you"
ELSE fill "your household"

Type: String

Length: 45

Don't Know
 Refuse
 Empty

On Input
 On Output

Array:

Special Instructions: IF uppercase entry contains '.COM' then set OTLTTYPE = 1 and "keep" and "Show"

Skip Instructions: IF uppercase entry does not contains '.COM' and is not a DK or RF then goto
OTLTTYPE
ELSE goto the next appropriate row

Destination Data Set: POP11

Sponsor Field Type: C

Report Section: 20C

Date Implemented (YYYY-MM-DD): February 2025

Field

OTLTPOS

NEWBSect20C.tblPOPGRP11.OTLTPOS

Description: Direct or 3rd party

Form Pane Label: Direct

SAS Name: OTLTPOS

Tag Name: OTLTPOS

Inherited Universe:

Universe: OTLTSTOR = RESPONSE AND Prow = 11

Universe Description: Business is not DK or RF

Question Text: Was the reservation made directly with ^OTLTSTOR_Fill or through a third party?

Fills: OTLTSTOR_Fill

Instructions: Fill entry in OTLTSTOR

Type: Enumerated

Length: 1

Answer List: TDirectThird

Value:	Mnemonic:	Description:
1	Direct	Direct
2	Third	Third Party

Don't Know

Refuse

Empty

On Input

On Output

Array:

Special Instructions: IF (OTLTPOS = 1, DK or RF) AND uppercase entry in OTLTSTOR contains '.COM' then set OTLTTYPE = 1 and "keep" and "Show"

Skip Instructions: 1,DK,RF: IF Uppercase entry in OTLTSTOR contains '.COM' then goto next appropriate row
ELSE goto OTLTTYPE

2: Goto OTLTPSTO

Destination Data Set: POP11

Sponsor Field Type: C

Report Section: 20C

Date Implemented (YYYY-MM-DD): February 2025

Field

OTLTPSTO
NEWBSect20C.tblIPOPGRP11.OTLTPSTO

Description: Name of reservation company

Form Pane Label: 3rd Party

SAS Name: OTLTPSTO

Tag Name: OTLTPSTO

Inherited Universe:

Universe: OTLTPOS = Third {2}

Universe Description: Reservation was made through a third party

Question Text: What is the name of the company you used to make the reservation?

✦ Enter company name

Type: String

Length: 45

Don't Know

Refuse

Empty

On Input

On Output

Array:

Special Instructions: IF uppercase entry contains '.COM' then set OTLTTYPE = 1 and "keep" and "Show"

Skip Instructions: IF uppercase entry contains '.COM' or is DK or RF then goto the next appropriate row

ELSE goto OTLTTYPE

Destination Data Set: POP11

Sponsor Field Type: C

Report Section: 20C

Date Implemented (YYYY-MM-DD): February 2025

OTLTTYPE

Field

NEWBSect20C.tbIPOPGRP11.OTLTTYPE

Description: Purchased Online or in person

Form Pane Label: Online

SAS Name: OTLTTYPE

Tag Name: OTLTTYPE

Inherited Universe:

Universe: (Prow = 1-10 AND OTLTSTOR = RESPONSE AND UPPERCASE(OTLTSTOR) does not contain '.COM')
OR
(Prow = 11 AND [(OTLTPOS = Direct {1} or OTLTPOS = NONRESPONSE) and OTLTSTOR = RESPONSE and UPPERCASE(OTLTSTOR) does not contain '.COM') or (OTLTPSTO = RESPONSE and UPPERCASE(OTLTPSTO) does not contain '.COM')])

Universe Description: Business name is not DK, RF or .COM

Question Text: Was this paid for -

Type: Enumerated

Length: 1

Answer List: TOnline

Value:	Mnemonic:	Description:
1	Online	Online?
2	InPerson	In person?
3	MailTel	By mail or telephone order?
4	Other	Other

- Don't Know
- Refuse
- Empty

- On Input
- On Output

Array:

Special Instructions: Answer list descriptions for options 1-3 should be bold black

Skip Instructions: 1,3,4,DK,RF: Goto the next appropriate row

2: Goto OTLTCITY

Destination Data Set: POP11

Sponsor Field Type: C

Report Section: 20C

Date Implemented (YYYY-MM-DD): February 2025

OTLTCITY

Field

NEWBSect20C.tbIPOPGRP11.OTLTCITY

Description: Purchase location - City

Form Pane Label: Location - City

SAS Name: OTLTCITY

Tag Name: OTLTCITY

Inherited Universe:

Universe: OTLTTYPE = InPerson {2}

Universe Description: Purchased in person

Question Text: In what city is ^OTLTSTOR_Fill located?

Fills: OTLTSTOR_Fill

Instructions: Fill entry in OTLTSTOR

Type: String

Length: 45

- Don't Know
- Refuse
- Empty

- On Input
- On Output

Array:

Skip Instructions: Goto OTLTSTE

Destination Data Set: POP11

Sponsor Field Type: C

Report Section: 20C

Date Implemented (YYYY-MM-DD): February 2025

Field

OTLTSTE
NEWBSect20C.tbIPOPGRP11.OTLTSTE

Description: Purchase location - State

Form Pane Label: State

SAS Name: OTLTSTE

Tag Name: OTLTSTE

Inherited Universe:

Universe: OTLTTYPE = InPerson {2}

Universe Description: Purchased in person

Help Screen: H_DESTCODE

Question Text: ? [F1]

In what state is ^OTLTSTOR_Fill located?

✦ Enter the two character state abbreviation

Fills: OTLTSTOR_Fill

Instructions: Fill entry in OTLTSTOR

Type: String

Length: 2

Don't Know
 Refuse
 Empty

On Input
 On Output

Array:

Special Instructions: Use answer type TState - STRING[2], display width 4

Skip Instructions: IF entry is not a valid state abbreviation then goto CK_OTLTSTE
ELSE goto the next appropriate row

Destination Data Set: POP11

Sponsor Field Type: C

Report Section: 20C

Date Implemented (YYYY-MM-DD): February 2025

Check

CK_OTLTSTE
NEWBSect20C.tblPOPGRP11.CK_OTLTSTE

Description: Not a valid state abbreviation

Inherited Universe:

Universe: (OTLTSTE is not a valid state abbreviation) AND OTLTSTE = RESPONSE

Universe Description: State abbreviation entered is not valid

Text: [✦ Not a valid state abbreviation](#)

Check Instructions:

Type: Hard

Skip Instructions: Go back to OTLTSTE

OTLT_OST

Field

NEWBSect20C.tbIPOPGRP11.OTLT_OST

Description: Range edit flag

Form Pane Label:

SAS Name: OTLT_OST

Tag Name:

Inherited Universe:

Universe:

Universe Description:

Question Text:

Type: String

Length: 2

Don't Know

Refuse

Empty

On Input

On Output

Array:

Special Instructions: NOTE: See ERR1_OTLTCOST for how to set this field

Valid Values: A1 = Range edit failed (ERR1 check was suppressed)

Blank = Range edit passed

Destination Data Set: POP11

Sponsor Field Type: C

Report Section: 20C

Date Implemented (YYYY-MM-DD): February 2025

Sponsor Edits: FLAG

Field

END_POPGRP11
NEWBSect20C.END_POPGRP11

Description: End of Section 20C - Pop Group 11

Form Pane Label:

SAS Name:

Tag Name:

Inherited Universe:

Universe:

Universe Description:

Question Text:

Type: Classification

Length: 0

- Don't Know
- Refuse
- Empty

- On Input
- On Output

Store Instructions: Set 20C Complete Flag

```
IF Ask_P11[1] = no and Ask_P11[2] = no and Ask_P11[3] = no  
and Ask_P11[4] = no and Ask_P11[5] = no and  
Ask_P11[6] = no and Ask_P11[7] = no and  
Ask_P11[8] = no and Ask_P11[9] = no and  
Ask_P11[10] = no and Ask_P11[11] = no then  
set S20C_Complete = 1
```

ELSEIF Ask_P11[11] = yes THEN:

```
IF tblIPOPGRP11[11].PCAT = No {2} or  
tblIPOPGRP11[11].PCAT = NONRESPONSE or  
tblIPOPGRP11[11].OTLTSTOR contains .COM or  
tblIPOPGRP11[11].OTLTSTOR = NONRESPONSE or  
tblIPOPGRP11[11].OTLTTYPE = OnLine {1} or  
tblIPOPGRP11[11].OTLTTYPE = MailTel {3} or  
tblIPOPGRP11[11].OTLTTYPE = Other {4} or  
tblIPOPGRP11[11].OTLTTYPE = NONRESPONSE or  
tblIPOPGRP11[11].OTLTSTE = RESPONSE or
```

```
        tbIPOPGRP11[11].OTLTSTE = NONRESPONSE then
            set S20C_Complete = 1
        ELSE set S20C_Complete = 2
    END

ELSEIF Ask_P11[10] = yes THEN:
    IF tbIPOPGRP11[10].PCAT = No {2} or
        tbIPOPGRP11[10].PCAT = NONRESPONSE or
        tbIPOPGRP11[10].OTLTSTOR contains .COM or
        tbIPOPGRP11[10].OTLTSTOR = NONRESPONSE or
        tbIPOPGRP11[10].OTLTTYPE = OnLine {1} or
        tbIPOPGRP11[10].OTLTTYPE = MailTel {3} or
        tbIPOPGRP11[10].OTLTTYPE = Other {4} or
        tbIPOPGRP11[10].OTLTTYPE = NONRESPONSE or
        tbIPOPGRP11[10].OTLTSTE = RESPONSE or
        tbIPOPGRP11[10].OTLTSTE = NONRESPONSE then
            set S20C_Complete = 1
        ELSE set S20C_Complete = 2
    END

ELSEIF Ask_P11[9] = yes THEN:
    IF tbIPOPGRP11[9].PCAT = No {2} or
        tbIPOPGRP11[9].PCAT = NONRESPONSE or
        tbIPOPGRP11[9].OTLTSTOR contains .COM or
        tbIPOPGRP11[9].OTLTSTOR = NONRESPONSE or
        tbIPOPGRP11[9].OTLTTYPE = OnLine {1} or
        tbIPOPGRP11[9].OTLTTYPE = MailTel {3} or
        tbIPOPGRP11[9].OTLTTYPE = Other {4} or
        tbIPOPGRP11[9].OTLTTYPE = NONRESPONSE or
        tbIPOPGRP11[9].OTLTSTE = RESPONSE or
        tbIPOPGRP11[9].OTLTSTE = NONRESPONSE then
            set S20C_Complete = 1
        ELSE set S20C_Complete = 2
    END

ELSEIF Ask_P11[8] = yes THEN:
    IF tbIPOPGRP11[8].PCAT = No {2} or
        tbIPOPGRP11[8].PCAT = NONRESPONSE or
        tbIPOPGRP11[8].OTLTSTOR contains .COM or
        tbIPOPGRP11[8].OTLTSTOR = NONRESPONSE or
        tbIPOPGRP11[8].OTLTTYPE = OnLine {1} or
        tbIPOPGRP11[8].OTLTTYPE = MailTel {3} or
        tbIPOPGRP11[8].OTLTTYPE = Other {4} or
        tbIPOPGRP11[8].OTLTTYPE = NONRESPONSE or
        tbIPOPGRP11[8].OTLTSTE = RESPONSE or
        tbIPOPGRP11[8].OTLTSTE = NONRESPONSE then
            set S20C_Complete = 1
```

```
ELSE set S20C_Complete = 2
END

ELSEIF Ask_P11[7] = yes THEN:
  IF tbIPOPGRP11[7].PCAT = No {2} or
    tbIPOPGRP11[7].PCAT = NONRESPONSE or
    tbIPOPGRP11[7].OTLTSTOR contains .COM or
    tbIPOPGRP11[7].OTLTSTOR = NONRESPONSE or
    tbIPOPGRP11[7].OTLTTYPE = OnLine {1} or
    tbIPOPGRP11[7].OTLTTYPE = MailTel {3} or
    tbIPOPGRP11[7].OTLTTYPE = Other {4} or
    tbIPOPGRP11[7].OTLTTYPE = NONRESPONSE or
    tbIPOPGRP11[7].OTLTSTE = RESPONSE or
    tbIPOPGRP11[7].OTLTSTE = NONRESPONSE then
    set S20C_Complete = 1
  ELSE set S20C_Complete = 2
  END

ELSEIF Ask_P11[6] = yes THEN:
  IF tbIPOPGRP11[6].PCAT = No {2} or
    tbIPOPGRP11[6].PCAT = NONRESPONSE or
    tbIPOPGRP11[6].OTLTSTOR contains .COM or
    tbIPOPGRP11[6].OTLTSTOR = NONRESPONSE or
    tbIPOPGRP11[6].OTLTTYPE = OnLine {1} or
    tbIPOPGRP11[6].OTLTTYPE = MailTel {3} or
    tbIPOPGRP11[6].OTLTTYPE = Other {4} or
    tbIPOPGRP11[6].OTLTTYPE = NONRESPONSE or
    tbIPOPGRP11[6].OTLTSTE = RESPONSE or
    tbIPOPGRP11[6].OTLTSTE = NONRESPONSE then
    set S20C_Complete = 1
  ELSE set S20C_Complete = 2
  END

ELSEIF Ask_P11[5] = yes THEN:
  IF tbIPOPGRP11[5].PCAT = No {2} or
    tbIPOPGRP11[5].PCAT = NONRESPONSE or
    tbIPOPGRP11[5].OTLTSTOR contains .COM or
    tbIPOPGRP11[5].OTLTSTOR = NONRESPONSE or
    tbIPOPGRP11[5].OTLTTYPE = OnLine {1} or
    tbIPOPGRP11[5].OTLTTYPE = MailTel {3} or
    tbIPOPGRP11[5].OTLTTYPE = Other {4} or
    tbIPOPGRP11[5].OTLTTYPE = NONRESPONSE or
    tbIPOPGRP11[5].OTLTSTE = RESPONSE or
    tbIPOPGRP11[5].OTLTSTE = NONRESPONSE then
    set S20C_Complete = 1
  ELSE set S20C_Complete = 2
  END
```

```
ELSEIF Ask_P11[4] = yes THEN:  
  IF tblIPOPGRP11[4].PCAT = No {2} or  
    tblIPOPGRP11[4].PCAT = NONRESPONSE or  
    tblIPOPGRP11[4].OTLTSTOR contains .COM or  
    tblIPOPGRP11[4].OTLTSTOR = NONRESPONSE or  
    tblIPOPGRP11[4].OTLTTYPE = OnLine {1} or  
    tblIPOPGRP11[4].OTLTTYPE = MailTel {3} or  
    tblIPOPGRP11[4].OTLTTYPE = Other {4} or  
    tblIPOPGRP11[4].OTLTTYPE = NONRESPONSE or  
    tblIPOPGRP11[4].OTLTSTE = RESPONSE or  
    tblIPOPGRP11[4].OTLTSTE = NONRESPONSE then  
    set S20C_Complete = 1  
  ELSE set S20C_Complete = 2  
END
```

```
ELSEIF Ask_P11[3] = yes THEN:  
  IF tblIPOPGRP11[3].PCAT = No {2} or  
    tblIPOPGRP11[3].PCAT = NONRESPONSE or  
    tblIPOPGRP11[3].OTLTSTOR contains .COM or  
    tblIPOPGRP11[3].OTLTSTOR = NONRESPONSE or  
    tblIPOPGRP11[3].OTLTTYPE = OnLine {1} or  
    tblIPOPGRP11[3].OTLTTYPE = MailTel {3} or  
    tblIPOPGRP11[3].OTLTTYPE = Other {4} or  
    tblIPOPGRP11[3].OTLTTYPE = NONRESPONSE or  
    tblIPOPGRP11[3].OTLTSTE = RESPONSE or  
    tblIPOPGRP11[3].OTLTSTE = NONRESPONSE then  
    set S20C_Complete = 1  
  ELSE set S20C_Complete = 2  
END
```

```
ELSEIF Ask_P11[2] = yes THEN:  
  IF tblIPOPGRPP11[2].PCAT = No {2} or  
    tblIPOPGRP11[2].PCAT = NONRESPONSE or  
    tblIPOPGRP11[2].OTLTSTOR contains .COM or  
    tblIPOPGRP11[2].OTLTSTOR = NONRESPONSE or  
    tblIPOPGRP11[2].OTLTTYPE = OnLine {1} or  
    tblIPOPGRP11[2].OTLTTYPE = MailTel {3} or  
    tblIPOPGRP11[2].OTLTTYPE = Other {4} or  
    tblIPOPGRP11[2].OTLTTYPE = NONRESPONSE or  
    tblIPOPGRP11[2].OTLTSTE = RESPONSE or  
    tblIPOPGRP11[2].OTLTSTE = NONRESPONSE then  
    set S20C_Complete = 1  
  ELSE set S20C_Complete = 2  
END
```

```
ELSEIF Ask_P11[1] = yes THEN:
```

```
IF tbIPOPGRPP11[1].PCAT = No {2} or
  tbIPOPGRP11[1].PCAT = NONRESPONSE or
  tbIPOPGRP11[1].OTLTSTOR contains .COM or
  tbIPOPGRP11[1].OTLTSTOR = NONRESPONSE or
  tbIPOPGRP11[1].OTLTTYPE = OnLine {1} or
  tbIPOPGRP11[1].OTLTTYPE = MailTel {3} or
  tbIPOPGRP11[1].OTLTTYPE = Other {4} or
  tbIPOPGRP11[1].OTLTTYPE = NONRESPONSE or
  tbIPOPGRP11[1].OTLTSTE = RESPONSE or
  tbIPOPGRP11[1].OTLTSTE = NONRESPONSE then
  set S20C_Complete = 1
ELSE set S20C_Complete = 2
END
```

END

Array:

Skip Instructions: Exit section 20C and goto the next appropriate section

POP12_AskFlags

Field

NEWBSect20C.POP12_AskFlags

Description: Set PopGrp 12 "Ask" flags

Form Pane Label:

SAS Name:

Tag Name:

Inherited Universe:

Universe:

Universe Description:

Question Text:

Type: Classification

Length: 0

- Don't Know
- Refuse
- Empty

- On Input
- On Output

Store Instructions: Set question eligibility flags

```
IF RT10.POPGRP = 12 and SECTCOMP[6] = 1 and SECTCOMP[13] = 1 and  
SECTCOMP[16] = 1 and SECTCOMP[19] = 1 and BSect20.S20A_END = 1 and  
BSect20.S20B_END = 1 THEN:
```

```
IF BSect20A..BSect20A.CGTEXPW = 2 then set Ask_P12[1] = yes  
ENDIF
```

```
IF BSect20A..BSect20A.OTOBQ = 2 then set Ask_P12[2] = yes  
ENDIF
```

```
IF BSect13.LP13_Flag[1] = no then set Ask_ P12[3] = yes  
ENDIF
```

```
IF BSection16.LP16_Flag[7] = no and BSect20.BSect20B.SAFEDPST = 2 and  
BSect20.BSect20B.BANKSRVC = 2 then set Ask_P12[4] = yes  
ENDIF
```

IF BSect19.LP19A_Flag[4] = no then set Ask_P12[5] = yes
ENDIF

IF BSEC6PT.LP6B_Flag[2] = no then set Ask_P12[6] = yes ENDIF

ENDIF

Array:

Destination Data Set: POP12

Ask_P12

Field

NEWBSect20C.Ask_P12

Description: POP Group 12 - Ask flag

Form Pane Label:

SAS Name:

Tag Name:

Inherited Universe:

Universe:

Universe Description:

Question Text:

Type: Enumerated

Length: 1

Answer List: TYesNo

Value:	Mnemonic:	Description:
1	Yes	Yes
2	No	No

- Don't Know
- Refuse
- Empty

- On Input
- On Output

Array:

Number of Elements: 6

Special Instructions: NOTE: Array positions represent the question order.

For example, array position 1 corresponds to the first POP group 12 outlet question (row 1) - TbIPOPGRP12[1].PCAT

Instrument SAS Name: Ask_P12

Destination Data Set: POP12

Sponsor Field Type: N

Report Section: 20C

Date Implemented (YYYY-MM-DD): February 2025

P12CAT

Field

NEWBSect20C.P12CAT

Description: POP Group 12 - CPI POP Category

Form Pane Label:

SAS Name:

Tag Name:

Inherited Universe:

Universe:

Universe Description:

Question Text:

Type: String

Length: 3

- Don't Know
- Refuse
- Empty

- On Input
- On Output

Store Instructions: P12CAT[1] := G01

P12CAT[2] := G02

P12CAT[3] := M01

P12CAT[4] := G15

P12CAT[5] := G16

P12CAT[6] := G06

Array:

Number of Elements: 6

Special Instructions: NOTE: These should be in the order they are to be asked.

Destination Data Set: POP12

Report Section: 20C

Date Implemented (YYYY-MM-DD): February 2025

Field

P12Time
NEWBSect20C.P12Time

Description: POP Group 12 - Time Reference

Form Pane Label:

SAS Name:

Tag Name:

Inherited Universe:

Universe:

Universe Description:

Question Text:

Type: Integer

Length: 2

Min: 1

Max: 12

- Don't Know
- Refuse
- Empty

- On Input
- On Output

Store Instructions: P12Time[1] := 6
P12Time[2] := 6
P12Time[3] := 6
P12Time[4] := 6
P12Time[5] := 12
P12Time[6] := 12

Array:

Number of Elements: 6

Special Instructions: NOTE: 6 = six months
12 = twelve months
2 = two years
5 = five years

Destination Data Set: POP12

Report Section: 20C

Date Implemented (YYYY-MM-DD): February 2025

Field

P12SoftLowerLimit
NEWBSect20C.P12SoftLowerLimit

Description: Lower ranges for ERR1_OTLTCOST

Form Pane Label:

SAS Name:

Tag Name:

Inherited Universe:

Universe:

Universe Description:

Question Text:

Type: Integer

Length: 8

Min: 0

Max: 99999999

- Don't Know
- Refuse
- Empty

- On Input
- On Output

Store Instructions: P12SoftLowerLimit[1] := 2
P12SoftLowerLimit[2] := 5
P12SoftLowerLimit[3] := 3
P12SoftLowerLimit[4] := 2
P12SoftLowerLimit[5] := 25
P12SoftLowerLimit[6] := 5

Array:

Number of Elements: 7

Destination Data Set: POP12

Report Section: 20C

Date Implemented (YYYY-MM-DD): February 2025

P12SoftUpperLimit

Field

NEWBSect20C.P12SoftUpperLimit

Description: Upper ranges for ERR1_OTLTCOST

Form Pane Label:

SAS Name:

Tag Name:

Inherited Universe:

Universe:

Universe Description:

Question Text:

Type: Integer

Length: 8

Min: 0

Max: 99999999

- Don't Know
- Refuse
- Empty

- On Input
- On Output

Store Instructions: P12SoftUpperLimit[1] := 299
P12SoftUpperLimit[2] := 149
P12SoftUpperLimit[3] := 999
P12SoftUpperLimit[4] := 1200
P12SoftUpperLimit[5] := 2999
P12SoftUpperLimit[6] := 499

Array:

Number of Elements: 7

Destination Data Set: POP12

Report Section: 20C

Date Implemented (YYYY-MM-DD): February 2025

Field

PGRP12_INTRO
NEWBSect20C.PGRP12_INTRO

Description: Introduction

Form Pane Label: Intro

SAS Name:

Tag Name: PGRP12_INTRO

Inherited Universe:

Universe: P12[1] = yes OR P12[2] = yes OR P12[3] = yes OR P12[4] = yes OR P12[5] = yes OR P12[6] = yes OR P12[7] = yes OR P12[8] = yes OR P12[9] = yes OR P12[10] = yes OR P12[11] = yes

Universe Description:

Question Text: The next few questions are about expenses made by ^YOU_ANYONE during the last 12 months, that is, as far back as ^TwelveMonthsAgo. We have used the responses that you've already given us to shorten this part of the interview, so I'll only be asking you about expenses that you told me that you did not have in the last three months.

Fills: YOU_ANYONE

Instructions: IF NUMHOUSE = 1 then fill "you"
ELSE fill "you or anyone in your household"

Fills: TwelveMonthsAgo

Instructions: IF CUR_MONTHNUM = 01 then fill "December YEAR minus 2 years"
ELSEIF CUR_MONTHNUM = 02 then fill "January YEAR minus 1 year"
ELSEIF CUR_MONTHNUM = 03 then fill "February YEAR minus 1 year"
ELSEIF CUR_MONTHNUM = 04 then fill "March YEAR minus 1 year"
ELSEIF CUR_MONTHNUM = 05 then fill "April YEAR minus 1 year"
ELSEIF CUR_MONTHNUM = 06 then fill "May YEAR minus 1 year"
ELSEIF CUR_MONTHNUM = 07 then fill "June YEAR minus 1 year"
ELSEIF CUR_MONTHNUM = 08 then fill "July YEAR minus 1 year"
ELSEIF CUR_MONTHNUM = 09 then fill "August YEAR minus 1 year"
ELSEIF CUR_MONTHNUM = 10 then fill "September YEAR minus 1 year"
ELSEIF CUR_MONTHNUM = 11 then fill "October YEAR minus 1 year"
ELSEIF CUR_MONTHNUM = 12 then fill "November YEAR minus 1 year"

Type: Enumerated

Length: 1

Answer List: TContinue

Value:	Mnemonic:	Description:
1	Continue	Enter 1 to Continue

- Don't Know
- Refuse
- Empty

- On Input
- On Output

Array:

Skip Instructions: Goto tblPOPGRP1

Destination Data Set: POP11

Sponsor Field Type: N

Report Section: 20C

Date Implemented (YYYY-MM-DD): April 2019

Block

tbIPOPGRP12
NEWBSect20C.tbIPOPGRP12

Description: Extended Recall Questions for Pop Group 12

Tab Name:

Fly Over Name:

Universe Type: If

Inherited Universe:

Universe: PGRP12_INTRO = Continue

Universe Description:

Array:

Block Instructions: Allow 11 rows

PRow

Field

NEWBSect20C.tbIPOPGRP12.PRow

Description: Row Number - DO NOT DISPLAY

Form Pane Label:

SAS Name:

Tag Name:

Inherited Universe:

Universe:

Universe Description:

Question Text:

Type: Integer

Length: 2

Min: 1

Max: 11

- Don't Know
- Refuse
- Empty

- On Input
- On Output

Store Instructions: Set PRow = row number starting with 1

Array:

Report Section: 20C

Date Implemented (YYYY-MM-DD): February 2025

Field

PCATDesc
NEWBSect20C.tbIPOPGRP12.PCATDesc

Description: Item Description - SHOW field

Form Pane Label: Description

SAS Name:

Tag Name:

Inherited Universe:

Universe:

Universe Description:

Question Text: SHOW ONLY

Type: String

Length: 30

- Don't Know
- Refuse
- Empty

- On Input
- On Output

Store Instructions: Set Description as follows:

For Row 1 set Description = 'Cigarettes'

For Row 2 set Description = 'Other Tobacco'

For Row 3 set Description = 'Prescription Drugs'

For Row 4 set Description = 'Fees'

For Row 5 set Description = 'Accounting Services'

For Row 6 set Description = 'Personal Care Appl'

Array:

Destination Data Set: POP12

Report Section: 20C

Date Implemented (YYYY-MM-DD): February 2025

PCAT

Field

NEWBSect20C.tbIPOPGRP12.PCAT

Description: Screener

Form Pane Label: Item

SAS Name: PCAT

Tag Name: PCAT

Inherited Universe:

Universe: (Ask_P12[1] = yes AND PRow = 1) OR (Ask_P12[2] = yes AND PRow = 2) OR
(Ask_P12[3] = yes AND PRow = 3) OR (Ask_P12[4] = yes AND PRow = 4) OR
(Ask_P12[5] = yes AND PRow = 5) OR (Ask_P12[6] = yes AND PRow = 6)

Universe Description:

Question Text: ^P12CATIntro_Fill have ^YOU_ANYONE ^P12FillText

Fills: P12CATIntro_Fill

Instructions: If P12Time[Prow] = 6 and IntroFlag6 = EMPTY then fill "Now, please think about the last six months, since the first of ^SixMonthsAgo"

ELSEIf P12Time[Prow] = 6 fill "In the last SIX MONTHS,"

ELSEIf P12Time[Prow] = 12 and IntroFlag12 = EMPTY then fill "Now, please think about the last twelve months, since the first of ^TwelveMonthsAgo"

ELSE If P12Time[Prow] = 12 fill "In the last TWELVE MONTHS,"

ELSEIf P12Time[Prow] = 2 and IntroFlag2 = EMPTY then fill "Now, please think about the last two years, since the first of ^TwoYearsAgo"

ELSEIf P12Time[Prow] = 2 fill "In the last TWO YEARS,"

ELSEIf P12Time[Prow] = 5 and IntroFlag5 = EMPTY then fill "Now, please think about the last five years, since the first of ^FiveYearsAgo"

ELSEIf P12Time[Prow] = 5 fill "In the last FIVE YEARS,"

Fills: SixMonthsAgo

Instructions: IF CUR_MONTHNUM = 01 then fill "July YEAR minus 1 year"

ELSEIF CUR_MONTHNUM = 02 then fill "August YEAR minus 1 year"

ELSEIF CUR_MONTHNUM = 03 then fill "September YEAR minus 1 year"

ELSEIF CUR_MONTHNUM = 04 then fill "October YEAR minus 1 year"

ELSEIF CUR_MONTHNUM = 05 then fill "November YEAR minus 1 year"
ELSEIF CUR_MONTHNUM = 06 then fill "December YEAR minus 1 year"
ELSEIF CUR_MONTHNUM = 07 then fill "January YEAR"
ELSEIF CUR_MONTHNUM = 08 then fill "February YEAR"
ELSEIF CUR_MONTHNUM = 09 then fill "March YEAR"
ELSEIF CUR_MONTHNUM = 10 then fill "April YEAR"
ELSEIF CUR_MONTHNUM = 11 then fill "May YEAR"
ELSEIF CUR_MONTHNUM = 12 then fill "June YEAR"

Fills: TwelveMonthsAgo

Instructions: IF CUR_MONTHNUM = 01 then fill "December YEAR minus 2 years"
ELSEIF CUR_MONTHNUM = 02 then fill "January YEAR minus 1 year"
ELSEIF CUR_MONTHNUM = 03 then fill "February YEAR minus 1 year"
ELSEIF CUR_MONTHNUM = 04 then fill "March YEAR minus 1 year"
ELSEIF CUR_MONTHNUM = 05 then fill "April YEAR minus 1 year"
ELSEIF CUR_MONTHNUM = 06 then fill "May YEAR minus 1 year"
ELSEIF CUR_MONTHNUM = 07 then fill "June YEAR minus 1 year"
ELSEIF CUR_MONTHNUM = 08 then fill "July YEAR minus 1 year"
ELSEIF CUR_MONTHNUM = 09 then fill "August YEAR minus 1 year"
ELSEIF CUR_MONTHNUM = 10 then fill "September YEAR minus 1 year"
ELSEIF CUR_MONTHNUM = 11 then fill "October YEAR minus 1 year"
ELSEIF CUR_MONTHNUM = 12 then fill "November YEAR minus 1 year"

Fills: TwoYearsAgo

Instructions: IF CUR_MONTHNUM = 01 then fill "December YEAR minus 3 years"
ELSEIF CUR_MONTHNUM = 02 then fill "January YEAR minus 2 years"
ELSEIF CUR_MONTHNUM = 03 then fill "February YEAR minus 2 years"
ELSEIF CUR_MONTHNUM = 04 then fill "March YEAR minus 2 years"
ELSEIF CUR_MONTHNUM = 05 then fill "April YEAR minus 2 years"
ELSEIF CUR_MONTHNUM = 06 then fill "May YEAR minus 2 years"
ELSEIF CUR_MONTHNUM = 07 then fill "June YEAR minus 2 years"
ELSEIF CUR_MONTHNUM = 08 then fill "July YEAR minus 2 years"
ELSEIF CUR_MONTHNUM = 09 then fill "August YEAR minus 2 years"
ELSEIF CUR_MONTHNUM = 10 then fill "September YEAR minus 2 years"
ELSEIF CUR_MONTHNUM = 11 then fill "October YEAR minus 2 years"
ELSEIF CUR_MONTHNUM = 12 then fill "November YEAR minus 2 years"

Fills: FiveYearsAgo

Instructions: IF CUR_MONTHNUM = 01 then fill "December YEAR minus 6 years"
ELSEIF CUR_MONTHNUM = 02 then fill "January YEAR minus 5 years"
ELSEIF CUR_MONTHNUM = 03 then fill "February YEAR minus 5 years"
ELSEIF CUR_MONTHNUM = 04 then fill "March YEAR minus 5 years"
ELSEIF CUR_MONTHNUM = 05 then fill "April YEAR minus 5 years"
ELSEIF CUR_MONTHNUM = 06 then fill "May YEAR minus 5 years"
ELSEIF CUR_MONTHNUM = 07 then fill "June YEAR minus 5 years"
ELSEIF CUR_MONTHNUM = 08 then fill "July YEAR minus 5 years"

ELSEIF CUR_MONTHNUM = 09 then fill "August YEAR minus 5 years"
ELSEIF CUR_MONTHNUM = 10 then fill "September YEAR minus 5 years"
ELSEIF CUR_MONTHNUM = 11 then fill "October YEAR minus 5 years"
ELSEIF CUR_MONTHNUM = 12 then fill "November YEAR minus 5 years"

Fills: YOU_ANYONE

Instructions: **IF NUMHOUSE = 1 then fill "you"**
ELSE fill "you or anyone in your household"

Fills: P12FillText

Instructions: **P12FillText[1] := 'purchased any cigarettes?'**

P12FillText[2] := 'purchased any cigars, smoking tobacco, or chewing tobacco?'

P12FillText[3] := 'purchased any prescription drugs?'

P12FillText[4] := 'had any expenses for checking account fees, annual credit card fees, or other bank services?'

P12FillText[5] := 'had any expenses for tax return preparation or other accounting services?'

P12FillText[6] := 'purchased any electrical personal care appliances such as shavers or hair dryers?'

Type: Enumerated

Length: 1

Answer List: TYesNo

Value:	Mnemonic:	Description:
1	Yes	Yes
2	No	No

Don't Know
 Refuse
 Empty

On Input
 On Output

Store Instructions: Set IntroFlag:
If PCAT = RESPONSE or PCAT = NONRESPONSE THEN:
If P12TIME[PRow] = 6 then set IntroFlag6 = 1
If P12TIME[PRow] = 12 then set IntroFlag12 = 1

If P12TIME[PRow] = 2 then set IntroFlag2 = 1
If P12TIME[PRow] = 5 then set IntroFlag5 = 1

Array:

Skip Instructions: 1: Goto POPSCAT
2,DK,RF: Goto the next appropriate row

Destination Data Set: POP12

Sponsor Field Type: C

Report Section: 20C

Date Implemented (YYYY-MM-DD): February 2025

POPSCAT

Field

NEWBSect20C.tbIPOPGRP12.POPSCAT

Description: CPI Pop Category

Form Pane Label:

SAS Name:

Tag Name:

Inherited Universe:

Universe: PCAT = Yes {1}

Universe Description:

Question Text:

Type: String

Length: 3

- Don't Know
- Refuse
- Empty

- On Input
- On Output

Store Instructions: If PCAT = Yes {1} then set POPSCAT = P12CAT[PRow]

Array:

Skip Instructions: Goto OTLTCOST

Destination Data Set: POP12

Sponsor Field Type: C

Report Section: 20C

Date Implemented (YYYY-MM-DD): February 2025

Field

OTLTCOST

NEWBSect20C.tblPOPGRP12.OTLTCOST

Description: Purchase price

Form Pane Label: Cost

SAS Name: OTLTCOST

Tag Name: OTLTCOST

Inherited Universe:

Universe: PCAT = Yes {1}

Universe Description:

Question Text: In the last ^P12Fill1_Cost, how much ^P12Fill2_Cost ^P12FillTextC?

Fills: P12Fill1_Cost

Instructions: IF P12Time[PRow] = 6 then fill 'SIX MONTHS'
ELSEIF P12Time[PRow] = 12 then fill '12 MONTHS'
ELSEIF P12Time[PRow] = 2 then fill 'TWO YEARS'
ELSEIF P12Time[PRow] = 5 then fill 'FIVE YEARS'

Fills: P12Fill2_Cost

Instructions: IF PRow = 4 or 5 [SM1] then fill 'was ^YR_YRCUS last expense for'
Else fill 'did ^YOU_YRCU spend on your last purchase of'

Fills: YR_YRCUS

Instructions: IF NUMHOUSE = 1 then fill "your"
ELSE fill "your household's"

Fills: YOU_YRCU

Instructions: IF NUMHOUSE = 1 then fill "you"
ELSE fill "your household"

Fills: P12FillTextC

Instructions: P12FillTextC[1] := 'cigarettes'
P12FillTextC[2] := 'cigars, smoking tobacco, or chewing tobacco'
P12FillTextC[3] := 'prescription drugs'
P12FillTextC[4] := 'checking account fees, annual credit card fees, or other
bank services'
P12FillTextC[5] := 'tax return preparation or other accounting services'
P12FillTextC[6] := 'electrical personal care appliances such as shavers or hair
dryers'

Type: Integer
Length: 7

Min: 1
Max: 999999

Don't Know
 Refuse
 Empty

On Input
 On Output

Array:

Special Instructions: Display a \$ and comma in the entry field

Skip Instructions: IF OTLTCOST < P12SoftLowerLimit[PRow] or OTLTCOST > P12SoftUpperLimit[PRow] then goto ERR1_OTLTCOST
ELSE goto OTLTSTOR

Destination Data Set: POP12

Sponsor Field Type: N

Report Section: 20C

Date Implemented (YYYY-MM-DD): February 2025

Check

ERR1_OTLTCOST
NEWBSect20C.tbIPOPGRP12.ERR1_OTLTCOST

Description: Out of Range Check

Inherited Universe:

Universe: (OTLTCOST < P12LowerLimit[PRow] or OTLTCOST > P12UpperLimit[PRow]) AND
OTLTCOST = RESPONSE

Universe Description:

Text: * THE VALUE ENTERED IS UNUSUALLY HIGH OR LOW

PLEASE VERIFY AND, IF CORRECT, ENTER ITEM LEVEL NOTE

Check Instructions: If error is suppressed, then set OTLT_OST = 'A1'

Type: Soft

Skip Instructions: Suppress: Goto OTLTSTOR

All others, go back to OTLTCOST

OTLTSTOR

Field

NEWBSect20C.tbIPOPGRP12.OTLTSTOR

Description: Where Purchased

Form Pane Label: Business

SAS Name: OTLTSTOR

Tag Name: OTLTSTOR

Inherited Universe:

Universe: PCAT = Yes {1}

Universe Description:

Question Text: What is the name of the business where ^P12Fill_STOR?

✦ Enter store, website, or company name

Fills: P12Fill_STOR

Instructions: IF PRow = 4 or 5 [SM1] then fill ''^YOU_YRCU had this expense'
Else fill ''this was last purchased';

Fills: YOU_YRCU

Instructions: IF NUMHOUSE = 1 then fill "you"
ELSE fill "your household"

Type: String

Length: 45

Don't Know
 Refuse
 Empty

On Input
 On Output

Array:

Special Instructions: IF uppercase entry contains '.COM' then set OTLTTYPE = 1 and "keep" and "Show"

Skip Instructions: IF uppercase entry does not contains '.COM' and is not a DK or RF then goto
OTLTTYPE
ELSE goto the next appropriate row

Destination Data Set: POP12

Sponsor Field Type: C

Report Section: 20C

Date Implemented (YYYY-MM-DD): February 2025

OTLTPOS

Field

NEWBSect20C.tbIPOPGRP12.OTLTPOS

Description: Direct or 3rd party

Form Pane Label: Direct

SAS Name: OTLTPOS

Tag Name: OTLTPOS

Inherited Universe:

Universe: OTLTSTOR = RESPONSE AND Prow = 11

Universe Description: Business is not DK or RF

Question Text: Was the reservation made directly with ^OTLTSTOR_Fill or through a third party?

Fills: OTLTSTOR_Fill

Instructions: Fill entry in OTLTSTOR

Type: Enumerated

Length: 1

Answer List: TDirectThird

Value:	Mnemonic:	Description:
1	Direct	Direct
2	Third	Third Party

Don't Know

Refuse

Empty

On Input

On Output

Array:

Special Instructions: IF (OTLTPOS = 1, DK or RF) AND uppercase entry in OTLTSTOR contains '.COM' then set OTLTTYPE = 1 and "keep" and "Show"

Skip Instructions: 1,DK,RF: IF Uppercase entry in OTLTSTOR contains '.COM' then goto next appropriate row
ELSE goto OTLTTYPE

2: Goto OTLTPSTO

Destination Data Set: POP12

Sponsor Field Type: C

Report Section: 20C

Date Implemented (YYYY-MM-DD): February 2025

OTLTPSTO

Field

NEWBSect20C.tbIPOPGRP12.OTLTPSTO

Description: Name of reservation company

Form Pane Label: 3rd Party

SAS Name: OTLTPSTO

Tag Name: OTLTPSTO

Inherited Universe:

Universe: OTLTPOS = Third {2}

Universe Description: Reservation was made through a third party

Question Text: What is the name of the company you used to make the reservation?

✦ Enter company name

Type: String

Length: 45

Don't Know

Refuse

Empty

On Input

On Output

Array:

Special Instructions: IF uppercase entry contains '.COM' then set OTLTTYPE = 1 and "keep" and "Show"

Skip Instructions: IF uppercase entry contains '.COM' or is DK or RF then goto the next appropriate row

ELSE goto OTLTTYPE

Destination Data Set: POP12

Sponsor Field Type: C

Report Section: 20C

Date Implemented (YYYY-MM-DD): February 2025

Field

OTLTTYPE
NEWBSect20C.tblIPOPGRP12.OTLTTYPE

Description: Purchased Online or in person

Form Pane Label: Online

SAS Name: OTLTTYPE

Tag Name: OTLTTYPE

Inherited Universe:

Universe: (Prow = 1-10 AND OTLTSTOR = RESPONSE AND UPPERCASE(OTLTSTOR) does not contain '.COM')
OR
(Prow = 11 AND [(OTLTPOS = Direct {1} or OTLTPOS = NONRESPONSE) and OTLTSTOR = RESPONSE and UPPERCASE(OTLTSTOR) does not contain '.COM') or (OTLTPSTO = RESPONSE and UPPERCASE(OTLTPSTO) does not contain '.COM')])

Universe Description: Business name is not DK, RF or .COM

Question Text: Was this paid for -

Type: Enumerated

Length: 1

Answer List: TOnline

Value:	Mnemonic:	Description:
1	Online	Online?
2	InPerson	In person?
3	MailTel	By mail or telephone order?
4	Other	Other

Don't Know
 Refuse
 Empty

On Input
 On Output

Array:

Special Instructions: Answer list descriptions for options 1-3 should be bold black

Skip Instructions: 1,3,4,DK,RF: Goto the next appropriate row

2: Goto OTLTCITY

Destination Data Set: POP12

Sponsor Field Type: C

Report Section: 20C

Date Implemented (YYYY-MM-DD): February 2025

Field

OTLTCITY
NEWBSect20C.tbIPOPGRP12.OTLTCITY

Description: Purchase location - City

Form Pane Label: Location - City

SAS Name: OTLTCITY

Tag Name: OTLTCITY

Inherited Universe:

Universe: OTLTTYPER = InPerson {2}

Universe Description: Purchased in person

Question Text: In what city is ^OTLTSTOR_Fill located?

Fills: OTLTSTOR_Fill

Instructions: Fill entry in OTLTSTOR

Type: String

Length: 45

Don't Know
 Refuse
 Empty

On Input
 On Output

Array:

Skip Instructions: Goto OTLTSTE

Destination Data Set: POP12

Sponsor Field Type: C

Report Section: 20C

Date Implemented (YYYY-MM-DD): February 2025

OTLTSTE

Field

NEWBSect20C.tbIPOPGRP12.OTLTSTE

Description: Purchase location - State

Form Pane Label: State

SAS Name: OTLTSTE

Tag Name: OTLTSTE

Inherited Universe:

Universe: OTLTTYPE = InPerson {2}

Universe Description: Purchased in person

Help Screen: H_DESTCODE

Question Text: ? [F1]

In what state is ^OTLTSTOR_Fill located?

✦ [Enter the two character state abbreviation](#)

Fills: OTLTSTOR_Fill

Instructions: Fill entry in OTLTSTOR

Type: String

Length: 2

Don't Know
 Refuse
 Empty

On Input
 On Output

Array:

Special Instructions: Use answer type TState - STRING[2], display width 4

Skip Instructions: IF entry is not a valid state abbreviation then goto CK_OTLTSTE
ELSE goto the next appropriate row

Destination Data Set: POP12

Sponsor Field Type: C

Report Section: 20C

Date Implemented (YYYY-MM-DD): February 2025

CK_OTLTSTE

Check

NEWBSect20C.tbIPOPGRP12.CK_OTLTSTE

Description: Not a valid state abbreviation

Inherited Universe:

Universe: (OTLTSTE is not a valid state abbreviation) AND OTLTSTE = RESPONSE

Universe Description: State abbreviation entered is not valid

Text: [✦ Not a valid state abbreviation](#)

Check Instructions:

Type: Hard

Skip Instructions: Go back to OTLTSTE

Field

OTLT_OST
NEWBSect20C.tblPOPGRP12.OTLT_OST

Description: Range edit flag

Form Pane Label:

SAS Name: OTLT_OST

Tag Name:

Inherited Universe:

Universe:

Universe Description:

Question Text:

Type: String

Length: 2

- Don't Know
- Refuse
- Empty

- On Input
- On Output

Array:

Special Instructions: NOTE: See ERR1_OTLTCOST for how to set this field

Valid Values: A1 = Range edit failed (ERR1 check was suppressed)
Blank = Range edit passed

Destination Data Set: POP12

Sponsor Field Type: C

Report Section: 20C

Date Implemented (YYYY-MM-DD): February 2025

Sponsor Edits: FLAG

END_POPGRP12

Field

NEWBSect20C.END_POPGRP12

Description: End of Section 20C - Pop Group 12

Form Pane Label:

SAS Name:

Tag Name:

Inherited Universe:

Universe:

Universe Description:

Question Text:

Type: Classification

Length: 0

Don't Know

Refuse

Empty

On Input

On Output

Store Instructions: Set 20C Complete Flag

```
IF Ask_P12[1] = no and Ask_P12[2] = no and Ask_P12[3] = no and Ask_P12[4] = no  
and Ask_P12[5] = no and Ask_P12[6] = no  
THEN set S20C_Complete = 1
```

```
ELSEIF Ask_P12[6] = yes THEN:
```

```
IF tblPOPGRP12[6].PCAT = No {2} or  
tblPOPGRP12[6].PCAT = NONRESPONSE or  
tblPOPGRP12[6].OTLTSTOR contains .COM or  
tblPOPGRP12[6].OTLTSTOR = NONRESPONSE or  
tblPOPGRP12[6].OTLTTYPE = OnLine {1} or  
tblPOPGRP12[6].OTLTTYPE = MailTel {3} or  
tblPOPGRP12[6].OTLTTYPE = Other {4} or  
tblPOPGRP12[6].OTLTTYPE = NONRESPONSE or  
tblPOPGRP12[6].OTLTSTE = RESPONSE or  
tblPOPGRP12[6].OTLTSTE = NONRESPONSE then  
set S20C_Complete = 1  
ELSE set S20C_Complete = 2
```

END

ELSEIF Ask_P12[5] = yes THEN:

IF tbIPOPGRP12[5].PCAT = No {2} or
tbIPOPGRP12[5].PCAT = NONRESPONSE or
tbIPOPGRP12[5].OTLTSTOR contains .COM or
tbIPOPGRP12[5].OTLTSTOR = NONRESPONSE or
tbIPOPGRP12[5].OTLTTYPE = OnLine {1} or
tbIPOPGRP12[5].OTLTTYPE = MailTel {3} or
tbIPOPGRP12[5].OTLTTYPE = Other {4} or
tbIPOPGRP12[5].OTLTTYPE = NONRESPONSE or
tbIPOPGRP12[5].OTLTSTE = RESPONSE or
tbIPOPGRP12[5].OTLTSTE = NONRESPONSE then
set S20C_Complete = 1
ELSE set S20C_Complete = 2
END

ELSEIF Ask_P12[4] = yes THEN:

IF tbIPOPGRP12[4].PCAT = No {2} or
tbIPOPGRP12[4].PCAT = NONRESPONSE or
tbIPOPGRP12[4].OTLTSTOR contains .COM or
tbIPOPGRP12[4].OTLTSTOR = NONRESPONSE or
tbIPOPGRP12[4].OTLTTYPE = OnLine {1} or
tbIPOPGRP12[4].OTLTTYPE = MailTel {3} or
tbIPOPGRP12[4].OTLTTYPE = Other {4} or
tbIPOPGRP12[4].OTLTTYPE = NONRESPONSE or
tbIPOPGRP12[4].OTLTSTE = RESPONSE or
tbIPOPGRP12[4].OTLTSTE = NONRESPONSE then
set S20C_Complete = 1
ELSE set S20C_Complete = 2
END

ELSEIF Ask_P12[3] = yes THEN:

IF tbIPOPGRP12[3].PCAT = No {2} or
tbIPOPGRP12[3].PCAT = NONRESPONSE or
tbIPOPGRP12[3].OTLTSTOR contains .COM or
tbIPOPGRP12[3].OTLTSTOR = NONRESPONSE or
tbIPOPGRP12[3].OTLTTYPE = OnLine {1} or
tbIPOPGRP12[3].OTLTTYPE = MailTel {3} or
tbIPOPGRP12[3].OTLTTYPE = Other {4} or
tbIPOPGRP12[3].OTLTTYPE = NONRESPONSE or
tbIPOPGRP12[3].OTLTSTE = RESPONSE or
tbIPOPGRP12[3].OTLTSTE = NONRESPONSE then
set S20C_Complete = 1
ELSE set S20C_Complete = 2
END

```
ELSEIF Ask_P12[2] = yes THEN:  
  IF tbIPOPGRP12[2].PCAT = No {2} or  
    tbIPOPGRP12[2].PCAT = NONRESPONSE or  
    tbIPOPGRP12[2].OTLTSTOR contains .COM or  
    tbIPOPGRP12[2].OTLTSTOR = NONRESPONSE or  
    tbIPOPGRP12[2].OTLTTYPE = OnLine {1} or  
    tbIPOPGRP12[2].OTLTTYPE = MailTel {3} or  
    tbIPOPGRP12[2].OTLTTYPE = Other {4} or  
    tbIPOPGRP12[2].OTLTTYPE = NONRESPONSE or  
    tbIPOPGRP12[2].OTLTSTE = RESPONSE or  
    tbIPOPGRP12[2].OTLTSTE = NONRESPONSE then  
    set S20C_Complete = 1  
  ELSE set S20C_Complete = 2  
END
```

```
ELSEIF Ask_P12[1] = yes THEN:  
  IF tbIPOPGRP12[1].PCAT = No {2} or  
    tbIPOPGRP12[1].PCAT = NONRESPONSE or  
    tbIPOPGRP12[1].OTLTSTOR contains .COM or  
    tbIPOPGRP12[1].OTLTSTOR = NONRESPONSE or  
    tbIPOPGRP12[1].OTLTTYPE = OnLine {1} or  
    tbIPOPGRP12[1].OTLTTYPE = MailTel {3} or  
    tbIPOPGRP12[1].OTLTTYPE = Other {4} or  
    tbIPOPGRP12[1].OTLTTYPE = NONRESPONSE or  
    tbIPOPGRP12[1].OTLTSTE = RESPONSE or  
    tbIPOPGRP12[1].OTLTSTE = NONRESPONSE then  
    set S20C_Complete = 1  
  ELSE set S20C_Complete = 2  
END
```

END

Array:

Skip Instructions: Exit section 20C and goto the next appropriate section

Destination Data Set: POP12

Field

POP13_AskFlags

NEWBSect20C.POP13_AskFlags

Description: Set PopGrp 13 "Ask" flags

Form Pane Label:

SAS Name:

Tag Name:

Inherited Universe:

Universe:

Universe Description:

Question Text:

Type: Classification

Length: 0

Don't Know

Refuse

Empty

On Input

On Output

Store Instructions: Set question eligibility flags

```
IF VAL(RT10.POPGRP) = 13 and SECTCOMP[6] = 1 and SECTCOMP[16] = 1 and  
SECTCOMP[19] = 1 THEN:
```

```
IF BSection16.LP16_Flag[16] = no THEN set Ask_P13[1] = yes  
ENDIF
```

```
IF BSection16.LP16_Flag[14] = no THEN set Ask_P13[2] = yes  
ENDIF
```

```
IF BSection16.LP16_Flag[15] = no THEN set Ask_P13[3] = yes  
ENDIF
```

```
IF BSEC6PT.LP6B_Flag[5] = no and BSect19.LP19A_Flag[10] = no THEN set  
Ask_P13[4] = yes  
ENDIF
```

```
IF BSection16.LP16_Flag[2] = no and BSection16.LP16_Flag[3] = no and  
BSection16.LP16_Flag[4] = no and BSection16.LP16_Flag[5] = no and
```

BSection16.LP16_Flag[6] = no and BSection16.LP16_Flag[8] = no THEN set
Ask_P13[5] = yes ENDIF

ENDIF

Array:

Field

Ask_P13
NEWBSect20C.Ask_P13

Description: POP Group 13 - Ask flag

Form Pane Label:

SAS Name:

Tag Name:

Inherited Universe:

Universe:

Universe Description:

Question Text:

Type: Enumerated

Length: 1

Answer List: TYesNo

Value:	Mnemonic:	Description:
1	Yes	Yes
2	No	No

- Don't Know
- Refuse
- Empty

- On Input
- On Output

Array:

Number of Elements: 5

Special Instructions: NOTE: Array positions represent the question order.

For example, array position 1 corresponds to the first POP group 13 outlet question (row 1) - TbIPOPGRP13[1].PCAT

Instrument SAS Name: Ask_P13

Destination Data Set: POP13

Report Section: 20C

Date Implemented (YYYY-MM-DD): February 2025

Field

P13CAT
NEWBSect20C.P13CAT

Description: POP Group 13 - CPI POP Category

Form Pane Label:

SAS Name:

Tag Name:

Inherited Universe:

Universe:

Universe Description:

Question Text:

Type: String

Length: 3

- Don't Know
- Refuse
- Empty

- On Input
- On Output

Store Instructions: P13CAT[1] := R32

P13CAT[2] := R29

P13CAT[3] := R30

P13CAT[4] := R23

P13CAT[5] := R25

Array:

Number of Elements: 5

Special Instructions: NOTE: These should be in the order they are to be asked.

Destination Data Set: POP13

Report Section: 20C

Date Implemented (YYYY-MM-DD): February 2025

P13Time

Field

NEWBSect20C.P13Time

Description: POP Group 13 - Time Reference

Form Pane Label:

SAS Name:

Tag Name:

Inherited Universe:

Universe:

Universe Description:

Question Text:

Type: Integer

Length: 2

Min: 1

Max: 12

- Don't Know
- Refuse
- Empty

- On Input
- On Output

Store Instructions: P13Time[1] := 6
P13Time[2] := 6
P13Time[3] := 12
P13Time[4] := 12
P13Time[5] := 12

Array:

Number of Elements: 5

Special Instructions: NOTE: 6 = six months
12 = twelve months
2 = two years
5 = five years

Destination Data Set: POP13

Report Section: 20C

Date Implemented (YYYY-MM-DD): February 2025

P13SoftLowerLimit

Field

NEWBSect20C.P13SoftLowerLimit

Description: Lower ranges for ERR1_OTLTCOST

Form Pane Label:

SAS Name:

Tag Name:

Inherited Universe:

Universe:

Universe Description:

Question Text:

Type: Integer

Length: 8

Min: 0

Max: 99999999

- Don't Know
- Refuse
- Empty

- On Input
- On Output

Store Instructions: P13SoftLowerLimit[1] := 1
P13SoftLowerLimit[2] := 0
P13SoftLowerLimit[3] := 1
P13SoftLowerLimit[4] := 5
P13SoftLowerLimit[5] := 1

Array:

Number of Elements: 5

Report Section: 20C

Date Implemented (YYYY-MM-DD): February 2025

Field

P13SoftUpperLimit
NEWBSect20C.P13SoftUpperLimit

Description: Upper ranges for ERR1_OTLTCOST

Form Pane Label:

SAS Name:

Tag Name:

Inherited Universe:

Universe:

Universe Description:

Question Text:

Type: Integer

Length: 8

Min: 0

Max: 99999999

- Don't Know
- Refuse
- Empty

- On Input
- On Output

Store Instructions: P13SoftUpperLimit[1] := 799
P13SoftUpperLimit[2] := 249
P13SoftUpperLimit[3] := 499
P13SoftUpperLimit[4] := 4000
P13SoftUpperLimit[5] := 10999

Array:

Number of Elements: 5

Report Section: 20C

Date Implemented (YYYY-MM-DD): February 2025

PGRP13_INTRO

Field

NEWBSect20C.PGRP13_INTRO

Description: Introduction

Form Pane Label: Intro

SAS Name:

Tag Name: PGRP13_INTRO

Inherited Universe:

Universe: P13[1] = yes OR P13[2] = yes OR P13[3] = yes OR P13[4] = yes OR
P13[5] = yes

Universe Description:

Question Text: The next few questions are about expenses made by ^YOU_ANYONE during the last 12 months, that is, as far back as ^TwelveMonthsAgo. We have used the responses that you've already given us to shorten this part of the interview, so I'll only be asking you about expenses that you told me that you did not have in the last three months.

Fills: YOU_ANYONE

Instructions: IF NUMHOUSE = 1 then fill "you"
ELSE fill "you or anyone in your household"

Fills: TwelveMonthsAgo

Instructions: IF CUR_MONTHNUM = 01 then fill "December YEAR minus 2 years"
ELSEIF CUR_MONTHNUM = 02 then fill "January YEAR minus 1 year"
ELSEIF CUR_MONTHNUM = 03 then fill "February YEAR minus 1 year"
ELSEIF CUR_MONTHNUM = 04 then fill "March YEAR minus 1 year"
ELSEIF CUR_MONTHNUM = 05 then fill "April YEAR minus 1 year"
ELSEIF CUR_MONTHNUM = 06 then fill "May YEAR minus 1 year"
ELSEIF CUR_MONTHNUM = 07 then fill "June YEAR minus 1 year"
ELSEIF CUR_MONTHNUM = 08 then fill "July YEAR minus 1 year"
ELSEIF CUR_MONTHNUM = 09 then fill "August YEAR minus 1 year"
ELSEIF CUR_MONTHNUM = 10 then fill "September YEAR minus 1 year"
ELSEIF CUR_MONTHNUM = 11 then fill "October YEAR minus 1 year"
ELSEIF CUR_MONTHNUM = 12 then fill "November YEAR minus 1 year"

Type: Enumerated

Length: 1

Answer List: TContinue

Value:	Mnemonic:	Description:
1	Continue	Enter 1 to Continue

- Don't Know
- Refuse
- Empty

- On Input
- On Output

Array:

Skip Instructions: Goto tblPOPGRP1

Destination Data Set: POP13

Sponsor Field Type: N

Report Section: 20C

Date Implemented (YYYY-MM-DD): April 2019

tbIPOPGRP13

Block

NEWBSect20C.tbIPOPGRP13

Description: Extended Recall Questions for Pop Group 13

Tab Name:

Fly Over Name:

Universe Type: If

Inherited Universe:

Universe: PGRP13_INTRO = Continue

Universe Description:

Array:

Block Instructions: Allow 5 rows

Field

PRow
NEWBSect20C.tbIPOPGRP13.PRow

Description: Row Number - DO NOT DISPLAY

Form Pane Label:

SAS Name:

Tag Name:

Inherited Universe:

Universe:

Universe Description:

Question Text:

Type: Integer

Length: 2

Min: 1

Max: 5

- Don't Know
- Refuse
- Empty

- On Input
- On Output

Store Instructions: Set PRow = row number starting with 1

Array:

Report Section: 20C

Date Implemented (YYYY-MM-DD): February 2025

PCATDesc

Field

NEWBSect20C.tbIPOPGRP13.PCATDesc

Description: Item Description - SHOW field

Form Pane Label: Description

SAS Name:

Tag Name:

Inherited Universe:

Universe:

Universe Description:

Question Text: SHOW ONLY

Type: String

Length: 30

Don't Know

Refuse

Empty

On Input

On Output

Store Instructions: Set Description as follows:

For Row 1 set Description = 'Books'

For Row 2 set Description = 'Single Newspaper'

For Row 3 set Description = 'Newspaper Subs.'

For Row 4 set Description = 'Sewing'

For Row 5 set Description = 'Club Fees'

Array:

Report Section: 20C

Date Implemented (YYYY-MM-DD): February 2025

Field

PCAT
NEWBSect20C.tbIPOPGRP13.PCAT

Description: Outlet Screener Question

Form Pane Label: Item

SAS Name: PCAT

Tag Name: PCAT

Inherited Universe:

Universe: (Ask_P13[1] = yes AND PRow = 1) OR (Ask_P13[2] = yes AND PRow = 2) OR
(Ask_P13[3] = yes AND PRow = 3) OR (Ask_P13[4] = yes AND PRow = 4) OR
(Ask_P13[5] = yes AND PRow = 5)

Universe Description:

Question Text: ^P13CATIntro_Fill have ^YOU_ANYONE ^P13FillText

Fills: P13CATIntro_Fill

Instructions: IF P13Time[Prow] = 6 and IntroFlag6 = EMPTY then
fill "Now, please think about the last six months, since the first of
^SixMonthsAgo"

ELSEIF P13Time[Prow] = 6 fill "In the last SIX MONTHS,"

ELSEIF P13Time[Prow] = 12 and IntroFlag12 = EMPTY then
fill "Now, please think about the last twelve months, since the first of
^TwelveMonthsAgo"

ELSEIF P13Time[Prow] = 12 fill "In the last TWELVE MONTHS,"
IF P13Time[Prow] = 2 and IntroFlag2 = EMPTY then
fill "Now, please think about the last two years, since the first of
^TwoYearsAgo"

ELSEIF P13Time[Prow] = 2 fill "In the last TWO YEARS,"
IF P13Time[Prow] = 5 and IntroFlag5 = EMPTY
then fill "Now, please think about the last five years, since the first of
^FiveYearsAgo"

ELSEIF P13Time[Prow] = 5 fill "In the last FIVE YEARS,"

Fills: SixMonthsAgo

Instructions: IF CUR_MONTHNUM = 01 then fill "July YEAR minus 1 year"

ELSEIF CUR_MONTHNUM = 02 then fill "August YEAR minus 1 year"
ELSEIF CUR_MONTHNUM = 03 then fill "September YEAR minus 1 year"
ELSEIF CUR_MONTHNUM = 04 then fill "October YEAR minus 1 year"
ELSEIF CUR_MONTHNUM = 05 then fill "November YEAR minus 1 year"
ELSEIF CUR_MONTHNUM = 06 then fill "December YEAR minus 1 year"
ELSEIF CUR_MONTHNUM = 07 then fill "January YEAR"
ELSEIF CUR_MONTHNUM = 08 then fill "February YEAR"
ELSEIF CUR_MONTHNUM = 09 then fill "March YEAR"
ELSEIF CUR_MONTHNUM = 10 then fill "April YEAR"
ELSEIF CUR_MONTHNUM = 11 then fill "May YEAR"
ELSEIF CUR_MONTHNUM = 12 then fill "June YEAR"

Fills: TwelveMonthsAgo

Instructions: IF CUR_MONTHNUM = 01 then fill "December YEAR minus 2 years"
ELSEIF CUR_MONTHNUM = 02 then fill "January YEAR minus 1 year"
ELSEIF CUR_MONTHNUM = 03 then fill "February YEAR minus 1 year"
ELSEIF CUR_MONTHNUM = 04 then fill "March YEAR minus 1 year"
ELSEIF CUR_MONTHNUM = 05 then fill "April YEAR minus 1 year"
ELSEIF CUR_MONTHNUM = 06 then fill "May YEAR minus 1 year"
ELSEIF CUR_MONTHNUM = 07 then fill "June YEAR minus 1 year"
ELSEIF CUR_MONTHNUM = 08 then fill "July YEAR minus 1 year"
ELSEIF CUR_MONTHNUM = 09 then fill "August YEAR minus 1 year"
ELSEIF CUR_MONTHNUM = 10 then fill "September YEAR minus 1 year"
ELSEIF CUR_MONTHNUM = 11 then fill "October YEAR minus 1 year"
ELSEIF CUR_MONTHNUM = 12 then fill "November YEAR minus 1 year"

Fills: TwoYearsAgo

Instructions: IF CUR_MONTHNUM = 01 then fill "December YEAR minus 3 years"
ELSEIF CUR_MONTHNUM = 02 then fill "January YEAR minus 2 years"
ELSEIF CUR_MONTHNUM = 03 then fill "February YEAR minus 2 years"
ELSEIF CUR_MONTHNUM = 04 then fill "March YEAR minus 2 years"
ELSEIF CUR_MONTHNUM = 05 then fill "April YEAR minus 2 years"
ELSEIF CUR_MONTHNUM = 06 then fill "May YEAR minus 2 years"
ELSEIF CUR_MONTHNUM = 07 then fill "June YEAR minus 2 years"
ELSEIF CUR_MONTHNUM = 08 then fill "July YEAR minus 2 years"
ELSEIF CUR_MONTHNUM = 09 then fill "August YEAR minus 2 years"
ELSEIF CUR_MONTHNUM = 10 then fill "September YEAR minus 2 years"
ELSEIF CUR_MONTHNUM = 11 then fill "October YEAR minus 2 years"
ELSEIF CUR_MONTHNUM = 12 then fill "November YEAR minus 2 years"

Fills: FiveYearsAgo

Instructions: IF CUR_MONTHNUM = 01 then fill "December YEAR minus 6 years"
ELSEIF CUR_MONTHNUM = 02 then fill "January YEAR minus 5 years"
ELSEIF CUR_MONTHNUM = 03 then fill "February YEAR minus 5 years"
ELSEIF CUR_MONTHNUM = 04 then fill "March YEAR minus 5 years"
ELSEIF CUR_MONTHNUM = 05 then fill "April YEAR minus 5 years"

ELSEIF CUR_MONTHNUM = 06 then fill "May YEAR minus 5 years"
ELSEIF CUR_MONTHNUM = 07 then fill "June YEAR minus 5 years"
ELSEIF CUR_MONTHNUM = 08 then fill "July YEAR minus 5 years"
ELSEIF CUR_MONTHNUM = 09 then fill "August YEAR minus 5 years"
ELSEIF CUR_MONTHNUM = 10 then fill "September YEAR minus 5 years"
ELSEIF CUR_MONTHNUM = 11 then fill "October YEAR minus 5 years"
ELSEIF CUR_MONTHNUM = 12 then fill "November YEAR minus 5 years"

Fills: YOU_ANYONE

Instructions: IF NUMHOUSE = 1 then fill "you"
ELSE fill "you or anyone in your household"

Fills: P13FillText

Instructions: P13FillText[1] := 'purchased any books, audio books, or ebooks?'

P13FillText[2] := 'purchased any single copy newspapers or magazines?'

P13FillText[3] := 'purchased any newspaper or magazine subscriptions?'

P13FillText[4] := 'purchased any sewing machines, fabric, or sewing supplies?'

P13FillText[5] := 'had any expenses for membership fees for sport or health clubs, fraternal organizations, shopping clubs, or online discount memberships?'

Type: Enumerated

Length: 1

Answer List: TYesNo

Value:	Mnemonic:	Description:
1	Yes	Yes
2	No	No

- Don't Know
- Refuse
- Empty

- On Input
- On Output

Store Instructions: Set IntroFlag:

If PCAT = RESPONSE or PCAT = NONRESPONSE THEN:

If P13TIME[PRow] = 6 then set IntroFlag6 = 1

If P13TIME[PRow] = 12 then set IntroFlag12 = 1

If P13TIME[PRow] = 2 then set IntroFlag2 = 1

If P13TIME[PRow] = 5 then set IntroFlag5 = 1

Array:

Skip Instructions: 1: Goto POPSCAT

2,DK,RF: Goto the next appropriate row

Destination Data Set: POP13

Sponsor Field Type: C

Report Section: 20C

Date Implemented (YYYY-MM-DD): February 2025

Field

POPSCAT
NEWBSect20C.tbIPOPGRP13.POPSCAT

Description: CPI Pop Category

Form Pane Label:

SAS Name:

Tag Name:

Inherited Universe:

Universe: PCAT = Yes {1}

Universe Description:

Question Text:

Type: String

Length: 3

Don't Know

Refuse

Empty

On Input

On Output

Store Instructions: If PCAT = Yes {1} then set POPSCAT = P13CAT[PRow]

Array:

Skip Instructions: Goto OTLTCOST

Sponsor Field Type: C

Report Section: 20C

Date Implemented (YYYY-MM-DD): February 2025

OTLTCOST

Field

NEWBSect20C.tbIPOPGRP13.OTLTCOST

Description: Purchase price

Form Pane Label: Cost

SAS Name: OTLTCOST

Tag Name: OTLTCOST

Inherited Universe:

Universe: PCAT = Yes {1}

Universe Description:

Question Text: In the last ^P13Fill1_Cost, how much ^P13Fill2_Cost ^P13FillTextC?

Fills: P13Fill1_Cost

Instructions: IF P13Time[PRow] = 6 then fill 'SIX MONTHS'
ELSEIF P13Time[PRow] = 12 then fill '12 MONTHS'
ELSEIF P13Time[PRow] = 2 then fill 'TWO YEARS'
ELSEIF P13Time[PRow] = 5 then fill 'FIVE YEARS'

Fills: P13Fill2_Cost

Instructions: IF PRow = 5 then fill 'was ^YR_YRCUS last expense for'
Else fill 'did ^YOU_YRCU spend on your last purchase of'

Fills: YR_YRCUS

Instructions: IF NUMHOUSE = 1 then fill "your"
ELSE fill "your household's"

Fills: YOU_YRCU

Instructions: IF NUMHOUSE = 1 then fill "you"
ELSE fill "your household"

Fills: P13FillTextC

Instructions: P13FillTextC[1] := 'books, audio books, or ebooks'
P13FillTextC[2] := 'single copy newspapers or magazines'
P13FillTextC[3] := 'newspaper or magazine subscriptions'
P13FillTextC[4] := 'sewing machines, fabric, or sewing supplies'
P13FillTextC[5] := 'membership fees for sport or health clubs, fraternal organizations, shopping clubs, or online discount memberships'

Type: Integer

Length: 7

Min: 1

Max: 999999

- Don't Know
- Refuse
- Empty

- On Input
- On Output

Array:

Special Instructions: Display a \$ and comma in the entry field

Skip Instructions: IF OTLTCOST < P1SoftLowerLimit[PRow] or
OTLTCOST > P1SoftUpperLimit[PRow]
then goto ERR1_OTLTCOST

ELSE goto OTLTSTOR

Destination Data Set: POP13

Sponsor Field Type: N

Report Section: 20C

Date Implemented (YYYY-MM-DD): February 2025

ERR1_OTLTCOST

Check

NEWBSect20C.tbIPOPGRP13.ERR1_OTLTCOST

Description: Out of Range Check

Inherited Universe:

Universe: (OTLTCOST < P13SoftLowerLimit[PRow] or OTLTCOST > P13SoftUpperLimit[PRow]) AND OTLTCOST = RESPONSE

Universe Description:

Text: * THE VALUE ENTERED IS UNUSUALLY HIGH OR LOW

PLEASE VERIFY AND, IF CORRECT, ENTER ITEM LEVEL NOTE

Check Instructions: If error is suppressed, then set OTLT_OST = 'A1'

Type: Soft

Skip Instructions: Suppress: Goto OTLTSTOR

All others, go back to OTLTCOST

Field

OTLTSTOR
NEWBSect20C.tblPOPGRP13.OTLTSTOR

Description: Where Purchased

Form Pane Label: Business

SAS Name: OTLTSTOR

Tag Name: OTLTSTOR

Inherited Universe:

Universe: PCAT = Yes {1}

Universe Description:

Question Text: What is the name of the business where ^P13Fill_STOR?

✦ Enter store, website, or company name

Fills: P13Fill_STOR

Instructions: IF PRow = 5 then fill ''^YOU_YRCU had this expense'
ELSE fill ''this was last purchased'

Fills: YOU_YRCU

Instructions: IF NUMHOUSE = 1 then fill "you"
ELSE fill "your household"

Type: String

Length: 45

Don't Know
 Refuse
 Empty

On Input
 On Output

Array:

Special Instructions: IF uppercase entry contains '.COM' then set OTLTTYPE = 1 and "keep" and "Show"

Skip Instructions: IF uppercase entry does not contain '.COM' and is not a DK or RF then goto OTLTTYPE

ELSE goto the next appropriate row

Destination Data Set: POP13

Sponsor Field Type: C

Report Section: 20C

Date Implemented (YYYY-MM-DD): February 2025

Field

OTLTTYPE
NEWBSect20C.tblIPOPGRP13.OTLTTYPE

Description: Purchased Online or in person

Form Pane Label: Online

SAS Name: OTLTTYPE

Tag Name: OTLTTYPE

Inherited Universe:

Universe: (OTLTSTOR = RESPONSE) AND UPPERCASE(OTLTSTOR) does not contain '.COM'

Universe Description: Business name is not DK, RF or .COM

Question Text: Was this paid for -

1. **Online?**
2. **In person?**
3. **By mail or telephone order?**
4. **Othe**

Type: Enumerated

Length: 1

Answer List: TOnline

Value:	Mnemonic:	Description:
1	Online	Online?
2	InPerson	In person?
3	MailTel	By mail or telephone order?
4	Other	Other

- Don't Know
- Refuse
- Empty

- On Input
- On Output

Array:

Special Instructions: Answer list descriptions for options 1-3 should be bold black

Skip Instructions: 1,3,4,DK,RF: Goto the next appropriate row

2: Goto OTLTCITY

Destination Data Set: POP13

Sponsor Field Type: C

Report Section: 20C

Date Implemented (YYYY-MM-DD): February 2025

Field

OTLTCITY
NEWBSect20C.tbIPOPGRP13.OTLTCITY

Description: Purchase location - City

Form Pane Label: Location - City

SAS Name: OTLTCITY

Tag Name: OTLTCITY

Inherited Universe:

Universe: OTLTTYPE = InPerson {2}

Universe Description: Purchased in person

Question Text: In what city is ^OTLTSTOR_Fill located?

Fills: OTLTSTOR_Fill

Instructions: Fill entry in OTLTSTOR

Type: String

Length: 45

Don't Know
 Refuse
 Empty

On Input
 On Output

Array:

Skip Instructions: Goto OTLTSTE

Destination Data Set: POP13

Sponsor Field Type: C

Report Section: 20C

Date Implemented (YYYY-MM-DD): February 2025

OTLTSTE

Field

NEWBSect20C.tbIPOPGRP13.OTLTSTE

Description: Purchase location - State

Form Pane Label: State

SAS Name: OTLTSTE

Tag Name: OTLTSTE

Inherited Universe:

Universe: OTLTTYPE = InPerson {2}

Universe Description: Purchased in person

Help Screen: H_DESTCODE

Question Text: ? [F1]

In what state is ^OTLTSTOR_Fill located?

✦ [Enter the two character state abbreviation](#)

Fills: OTLTSTOR_Fill

Instructions: Fill entry in OTLTSTOR

Type: String

Length: 2

Don't Know
 Refuse
 Empty

On Input
 On Output

Array:

Special Instructions: Use answer type TState - STRING[2], display width 4

Skip Instructions: IF entry is not a valid state abbreviation then goto CK_OTLTSTE

ELSE goto the next appropriate row

Destination Data Set: POP13

Sponsor Field Type: C

Report Section: 20C

Date Implemented (YYYY-MM-DD): February 2025

CK_OTLTSTE

Check

NEWBSect20C.tbIPOPGRP13.CK_OTLTSTE

Description: Not a valid state abbreviation

Inherited Universe:

Universe: (OTLTSTE is not a valid state abbreviation) AND OTLTSTE = RESPONSE

Universe Description: State abbreviation entered is not valid

Text: [✦ Not a valid state abbreviation](#)

Check Instructions:

Type: Hard

Skip Instructions: Go back to OTLTSTE

Field

OTLT_OST
NEWBSect20C.tblPOPGRP13.OTLT_OST

Description: Range edit flag

Form Pane Label:

SAS Name: OTLT_OST

Tag Name:

Inherited Universe:

Universe:

Universe Description:

Question Text:

Type: String

Length: 2

Don't Know

Refuse

Empty

On Input

On Output

Array:

Special Instructions: NOTE: See ERR1_OTLTCOST for how to set this field

Valid Values: A1 = Range edit failed (ERR1 check was suppressed)

Blank = Range edit passed

Destination Data Set: POP13

Sponsor Field Type: C

Report Section: 20C

Date Implemented (YYYY-MM-DD): February 2025

Sponsor Edits: FLAG

END_POPGRP13

Field

NEWBSect20C.END_POPGRP13

Description: End of Section 20C - Pop Group 13

Form Pane Label:

SAS Name:

Tag Name:

Inherited Universe:

Universe:

Universe Description:

Question Text:

Type: Classification

Length: 0

- Don't Know
- Refuse
- Empty

- On Input
- On Output

Store Instructions: Set 20C Complete Flag

```
IF Ask_P13[1] = no and
Ask_P13[2] = no and
Ask_P13[3] = no and
Ask_P13[4] = no and
Ask_P13[5] = no
  THEN set S20C_Complete = 1
```

```
ELSEIF Ask_P13[5] = yes THEN:
```

```
  IF tblIPOPGRP13[5].PCAT = No {2} or
  tblIPOPGRP13[5].PCAT = NONRESPONSE or
  tblIPOPGRP13[5].OTLTSTOR contains .COM or
  tblIPOPGRP13[5].OTLTSTOR = NONRESPONSE or
  tblIPOPGRP13[5].OTLTTYPE = OnLine {1} or
  tblIPOPGRP13[5].OTLTTYPE = MailTel {3} or
  tblIPOPGRP13[5].OTLTTYPE = Other {4} or
  tblIPOPGRP13[5].OTLTTYPE = NONRESPONSE or
  tblIPOPGRP13[5].OTLTSTE = RESPONSE or
```

```
tbIPOPGRP13[5].OTLTSTE = NONRESPONSE then
  set S20C_Complete = 1
ELSE set S20C_Complete = 2
END
ELSEIF Ask_P13[4] = yes THEN:
  IF tbIPOPGRP13[4].PCAT = No {2} or
  tbIPOPGRP13[4].PCAT = NONRESPONSE or
  tbIPOPGRP13[4].OTLTSTOR contains .COM or
  tbIPOPGRP13[4].OTLTSTOR = NONRESPONSE or
  tbIPOPGRP13[4].OTLTTYPE = OnLine {1} or
  tbIPOPGRP13[4].OTLTTYPE = MailTel {3} or
  tbIPOPGRP13[4].OTLTTYPE = Other {4} or
  tbIPOPGRP13[4].OTLTTYPE = NONRESPONSE or
  tbIPOPGRP13[4].OTLTSTE = RESPONSE or
  tbIPOPGRP13[4].OTLTSTE = NONRESPONSE then
    set S20C_Complete = 1
  ELSE set S20C_Complete = 2
  END
ELSEIF Ask_P13[3] = yes THEN:
  IF tbIPOPGRP13[3].PCAT = No {2} or
  tbIPOPGRP13[3].PCAT = NONRESPONSE or
  tbIPOPGRP13[3].OTLTSTOR contains .COM or
  tbIPOPGRP13[3].OTLTSTOR = NONRESPONSE or
  tbIPOPGRP13[3].OTLTTYPE = OnLine {1} or
  tbIPOPGRP13[3].OTLTTYPE = MailTel {3} or
  tbIPOPGRP13[3].OTLTTYPE = Other {4} or
  tbIPOPGRP13[3].OTLTTYPE = NONRESPONSE or
  tbIPOPGRP13[3].OTLTSTE = RESPONSE or
  tbIPOPGRP13[3].OTLTSTE = NONRESPONSE then
    set S20C_Complete = 1
  ELSE set S20C_Complete = 2
  END
ELSEIF Ask_P13[2] = yes THEN:
  IF tbIPOPGRP13[2].PCAT = No {2} or
  tbIPOPGRP13[2].PCAT = NONRESPONSE or
  tbIPOPGRP13[2].OTLTSTOR contains .COM or
  tbIPOPGRP13[2].OTLTSTOR = NONRESPONSE or
  tbIPOPGRP13[2].OTLTTYPE = OnLine {1} or
  tbIPOPGRP13[2].OTLTTYPE = MailTel {3} or
  tbIPOPGRP13[2].OTLTTYPE = Other {4} or
  tbIPOPGRP13[2].OTLTTYPE = NONRESPONSE or
  tbIPOPGRP13[2].OTLTSTE = RESPONSE or
  tbIPOPGRP13[2].OTLTSTE = NONRESPONSE then
    set S20C_Complete = 1
  ELSE set S20C_Complete = 2
  END
ELSEIF Ask_P13[1] = yes THEN:
```

```
IF tbIPOPGRP13[1].PCAT = No {2} or
  tbIPOPGRP13[1].PCAT = NONRESPONSE or
  tbIPOPGRP13[1].OTLTSTOR contains .COM or
  tbIPOPGRP13[1].OTLTSTOR = NONRESPONSE or
  tbIPOPGRP13[1].OTLTTYPE = OnLine {1} or
  tbIPOPGRP13[1].OTLTTYPE = MailTel {3} or
  tbIPOPGRP13[1].OTLTTYPE = Other {4} or
  tbIPOPGRP13[1].OTLTTYPE = NONRESPONSE or
  tbIPOPGRP13[1].OTLTSTE = RESPONSE or
  tbIPOPGRP13[1].OTLTSTE = NONRESPONSE then
  set S20C_Complete = 1
ELSE set S20C_Complete = 2
END
END
```

Array:

Skip Instructions: Exit section 20C and goto the next appropriate section

Field

POP14_AskFlags

NEWBSect20C.POP14_AskFlags

Description: Set PopGrp 14 "Ask" flags

Form Pane Label:

SAS Name:

Tag Name:

Inherited Universe:

Universe:

Universe Description:

Question Text:

Type: Classification

Length: 0

- Don't Know
- Refuse
- Empty

- On Input
- On Output

Store Instructions: Store Instructions: Set question eligibility flags

```
IF VAL(RT10.POPGRP) = 14 and SECTCOMP[4] = 1 and  
SECTCOMP[11] = 1 and SECTCOMP[16] = 1 and SECTCOMP[17] = 1  
and BSect20.S20A_END = 1 and BSect20.S20B_END = 1 THEN:
```

```
IF BSect20.BSect20B.SALONS = 2 THEN set Ask_P14[1] = yes  
ENDIF
```

```
IF BSect11.LP11B_Flag[13] = no and  
BSect11.LP11B_Flag[14] = no and  
BSect17.LP17BC_Flag[3] = no and  
BSect17.LP17BC_Flag[4] = no THEN  
set Ask_P14[2] = yes  
ENDIF
```

```
IF BSection16.LP16_Flag[11] = no and  
BSection16.LP16_Flag[12] = no and  
BSection16.LP16_Flag[13] = no THEN set Ask_P14[3] = yes  
ENDIF
```

IF BSection16.LP16_Flag[10] = no THEN set Ask_P14[4] = yes
ENDIF

IF BSect11.LP11B_Flag[5] = no THEN set Ask_P14[5] = yes
ENDIF

IF BSect17.LP17BC_Flag[5] = no and
BSect17.LP17FLdg_Flag = no THEN set Ask_P14[6] = yes
ENDIF

IF BSection4.LP4C_Flag[3] = no THEN set Ask_P14[7] = yes
ENDIF

IF BSection4.LP4C_Flag[4] = no and
BSection4.LP4C_Flag[5] = no THEN set Ask_P14[8] = yes
ENDIF

IF BSection4.LP4C_Flag[6] = no THEN set Ask_P14[9] = yes
ENDIF

IF BSection4.LP4C_Flag[7] = no THEN set Ask_P14[10] = yes
ENDIF
ENDIF

Array:

Field

Ask_P14
NEWBSect20C.Ask_P14

Description: POP Group 14 - Ask flag

Form Pane Label:

SAS Name:

Tag Name:

Inherited Universe:

Universe:

Universe Description:

Question Text:

Type: Enumerated

Length: 1

Answer List: TYesNo

Value:	Mnemonic:	Description:
1	Yes	Yes
2	No	No

- Don't Know
- Refuse
- Empty

- On Input
- On Output

Array:

Number of Elements: 10

Special Instructions: NOTE: Array positions represent the question order.

For example, array position 1 corresponds to the first POP group 14 outlet question (row 1) - TbIPOPGRP14[1].PCAT

Instrument SAS Name: Ask_P14

Destination Data Set: POP14

Report Section: 20C

Date Implemented (YYYY-MM-DD): February 2025

Field

P14CAT
NEWBSect20C.P14CAT

Description: POP Group 14 - CPI POP Category

Form Pane Label:

SAS Name:

Tag Name:

Inherited Universe:

Universe:

Universe Description:

Question Text:

Type: String

Length: 3

Don't Know

Refuse

Empty

On Input

On Output

Store Instructions: P14CAT[1] := G08
P14CAT[2] := T15
P14CAT[3] := R26
P14CAT[4] := R27
P14CAT[5] := T16
P14CAT[6] := H02
P14CAT[7] := H03
P14CAT[8] := H04
P14CAT[9] := H05
P14CAT[10] := H06

Array:

Number of Elements: 10

Special Instructions: NOTE: These should be in the order they are to be asked.

Destination Data Set: POP14

Report Section: 20C

Date Implemented (YYYY-MM-DD): February 2025

Field

P14FillText
NEWBSect20C.P14FillText

Description: POP Group 14 - Text Fill for Screen question - PCAT

Form Pane Label:

SAS Name:

Tag Name:

Inherited Universe:

Universe:

Universe Description:

Question Text:

Type: String

Length: 200

- Don't Know
- Refuse
- Empty

- On Input
- On Output

Store Instructions: P14FillText[1] := 'had any expenses for personal care services such as haircuts, nail services, or tanning?'

P14FillText[2] := 'had any expenses for parking fees or tolls?'

P14FillText[3] := 'purchased any movie, concert, museum, or theme park tickets?'

P14FillText[4] := 'purchased any admissions to sporting events?'

P14FillText[5] := 'had any expenses for automobile service clubs?'

P14FillText[6] := 'had any expenses for lodging while away from home such as hotels, motels, or vacation rentals?'

P14FillText[7] := 'had any expenses for fuel oil for household heating?'

P14FillText[8] := 'had any expenses for propane, firewood, coal, or charcoal used for household heating or cooking?'

P14FillText[9] := 'had any expenses for residential water and sewer service?'

P14FillText[10] := 'had any expenses for garbage or trash collection service?'

Array:

Number of Elements: 10

Report Section: 20C

Date Implemented (YYYY-MM-DD): February 2025

Field

P14FillTextC
NEWBSect20C.P14FillTextC

Description: POP Group 14 - Text fill for OTLTCOST

Form Pane Label:

SAS Name:

Tag Name:

Inherited Universe:

Universe:

Universe Description:

Question Text:

Type: String

Length: 150

- Don't Know
- Refuse
- Empty

- On Input
- On Output

Store Instructions: P14FillTextC[1] := 'personal care services such as haircuts, nail services, or tanning'

P14FillTextC[2] := 'parking fees or tolls'

P14FillTextC[3] := 'movie, concert, museum, or theme park tickets'

P14FillTextC[4] := 'admissions to sporting events'

P14FillTextC[5] := 'automobile service clubs'

P14FillTextC[6] := 'lodging away from home such as hotels, motels, or vacation rentals'

P14FillTextC[7] := 'fuel oil for household heating'

P14FillTextC[8] := 'propane, firewood, coal, or charcoal used for household heating or cooking'

P14FillTextC[9] := 'residential water or sewer service'

P14FillTextC[10] := 'garbage or trash collection service'

Array:

Number of Elements: 10

Report Section: 20C

Date Implemented (YYYY-MM-DD): February 2025

Field

P14Time
NEWBSect20C.P14Time

Description: POP Group 14 - Time Reference

Form Pane Label:

SAS Name:

Tag Name:

Inherited Universe:

Universe:

Universe Description:

Question Text:

Type: Integer

Length: 2

Min: 1

Max: 12

- Don't Know
- Refuse
- Empty

- On Input
- On Output

Store Instructions: P14Time[1] := 6
P14Time[2] := 6
P14Time[3] := 6
P14Time[4] := 12
P14Time[5] := 12
P14Time[6] := 12
P14Time[7] := 12
P14Time[8] := 12
P14Time[9] := 12
P14Time[10] := 12

Array:

Number of Elements: 10

Special Instructions: NOTE: 6 = six months
12 = twelve months

2 = two years

5 = five years

Destination Data Set: POP14

Report Section: 20C

Date Implemented (YYYY-MM-DD): February 2025

Field

P14SoftLowerLimit
NEWBSect20C.P14SoftLowerLimit

Description: Lower ranges for ERR1_OTLTCOST

Form Pane Label:

SAS Name:

Tag Name:

Inherited Universe:

Universe:

Universe Description:

Question Text:

Type: Integer

Length: 8

Min: 0

Max: 99999999

- Don't Know
- Refuse
- Empty

- On Input
- On Output

Store Instructions: P14SoftLowerLimit[1] := 1
P14SoftLowerLimit[2] := 0
P14SoftLowerLimit[3] := 1
P14SoftLowerLimit[4] := 1
P14SoftLowerLimit[5] := 6
P14SoftLowerLimit[6] := 5
P14SoftLowerLimit[7] := 34
P14SoftLowerLimit[8] := 7
P14SoftLowerLimit[9] := 5
P14SoftLowerLimit[10] := 5

Array:

Number of Elements: 10

Report Section: 20C

Date Implemented (YYYY-MM-DD): February 2025

Field

P14SoftUpperLimit
NEWBSect20C.P14SoftUpperLimit

Description: Upper ranges for ERR1_OTLTCOST

Form Pane Label:

SAS Name:

Tag Name:

Inherited Universe:

Universe:

Universe Description:

Question Text:

Type: Integer

Length: 8

Min: 0

Max: 99999999

- Don't Know
- Refuse
- Empty

- On Input
- On Output

Store Instructions: P14SoftUpperLimit[1] := 1499
P14SoftUpperLimit[2] := 399
P14SoftUpperLimit[3] := 1999
P14SoftUpperLimit[4] := 4999
P14SoftUpperLimit[5] := 299
P14SoftUpperLimit[6] := 7999
P14SoftUpperLimit[7] := 1499
P14SoftUpperLimit[8] := 999
P14SoftUpperLimit[9] := 599
P14SoftUpperLimit[10] := 299

Array:

Number of Elements: 10

Report Section: 20C

Date Implemented (YYYY-MM-DD): February 2025

Field

PGRP14_INTRO
NEWBSect20C.PGRP14_INTRO

Description: Introduction

Form Pane Label: Intro

SAS Name:

Tag Name: PGRP14_INTRO

Inherited Universe:

Universe: P14[1] = yes OR P14[2] = yes OR P14[3] = yes OR P14[4] = yes OR P14[5] = yes OR
P14[6] = yes OR P14[7] = yes OR P14[8] = yes OR P14[9] = yes OR P14[10] = yes

Universe Description:

Question Text: The next few questions are about expenses made by ^YOU_ANYONE during the last 12 months, that is, as far back as ^TwelveMonthsAgo. We have used the responses that you've already given us to shorten this part of the interview, so I'll only be asking you about expenses that you told me that you did not have in the last three months.

Fills: YOU_ANYONE

Instructions: IF NUMHOUSE = 1 then fill "you"
ELSE fill "you or anyone in your household"

Fills: TwelveMonthsAgo

Instructions: IF CUR_MONTHNUM = 01 then fill "December YEAR minus 2 years"
ELSEIF CUR_MONTHNUM = 02 then fill "January YEAR minus 1 year"
ELSEIF CUR_MONTHNUM = 03 then fill "February YEAR minus 1 year"
ELSEIF CUR_MONTHNUM = 04 then fill "March YEAR minus 1 year"
ELSEIF CUR_MONTHNUM = 05 then fill "April YEAR minus 1 year"
ELSEIF CUR_MONTHNUM = 06 then fill "May YEAR minus 1 year"
ELSEIF CUR_MONTHNUM = 07 then fill "June YEAR minus 1 year"
ELSEIF CUR_MONTHNUM = 08 then fill "July YEAR minus 1 year"
ELSEIF CUR_MONTHNUM = 09 then fill "August YEAR minus 1 year"
ELSEIF CUR_MONTHNUM = 10 then fill "September YEAR minus 1 year"
ELSEIF CUR_MONTHNUM = 11 then fill "October YEAR minus 1 year"
ELSEIF CUR_MONTHNUM = 12 then fill "November YEAR minus 1 year"

Type: Enumerated

Length: 1

Answer List: TContinue

Value:	Mnemonic:	Description:
1	Continue	Enter 1 to Continue

- Don't Know
- Refuse
- Empty

- On Input
- On Output

Array:

Skip Instructions: Goto tblPOPGRP14

Sponsor Field Type: N

Report Section: 20C

Date Implemented (YYYY-MM-DD): April 2019

Block

tbIPOPGRP14
NEWBSect20C.tbIPOPGRP14

Description: Extended Recall Questions for Pop Group 14

Tab Name:

Fly Over Name:

Universe Type: If

Inherited Universe:

Universe: PGRP14_INTRO = Continue

Universe Description:

Array:

Block Instructions: Allow 10 rows

PRow

Field

NEWBSect20C.tbIPOPGRP14.PRow

Description: Row Number - DO NOT DISPLAY

Form Pane Label:

SAS Name:

Tag Name:

Inherited Universe:

Universe:

Universe Description:

Question Text:

Type: Integer

Length: 1

Min: 1

Max: 10

- Don't Know
- Refuse
- Empty

- On Input
- On Output

Store Instructions: Set PRow = row number starting with 1

Array:

Report Section: 20C

Date Implemented (YYYY-MM-DD): February 2025

Field

PCATDesc
NEWBSect20C.tbIPOPGRP14.PCATDesc

Description: Item Description - SHOW field

Form Pane Label: Description

SAS Name:

Tag Name:

Inherited Universe:

Universe:

Universe Description:

Question Text: SHOW ONLY

Type: String

Length: 30

- Don't Know
- Refuse
- Empty

- On Input
- On Output

Store Instructions: Set Description as follows:

For Row 1 set Description = 'Salon Services'

For Row 2 set Description = 'Parking/Tolls'

For Row 3 set Description = 'Tickets'

For Row 4 set Description = 'Sports Events'

For Row 5 set Description = 'Auto Clubs'

For Row 6 set Description = 'Lodging'

For Row 7 set Description = 'Fuel Oil'

For Row 8 set Description = 'Prop, Wood, Coal'

For Row 9 set Description = 'Water or Sewer'

For Row 10 set Description = 'Trash Collection'

Array:

Report Section: 20C

Date Implemented (YYYY-MM-DD): February 2025

PCAT

Field

NEWBSect20C.tbIPOPGRP14.PCAT

Description:

Form Pane Label: Item

SAS Name: PCAT

Tag Name: PCAT

Inherited Universe:

Universe: (Ask_P14[1] = yes AND PRow = 1) OR (Ask_P14[2] = yes AND PRow = 2) OR
(Ask_P14[3] = yes AND PRow = 3) OR (Ask_P14[4] = yes AND PRow = 4) OR
(Ask_P14[5] = yes AND PRow = 5) OR (Ask_P14[6] = yes AND PRow = 6) OR
(Ask_P14[7] = yes AND PRow = 7) OR (Ask_P14[8] = yes AND PRow = 8) OR
(Ask_P14[9] = yes AND PRow = 9) OR (Ask_P14[10] = yes AND PRow = 10)

Universe Description:

Question Text: ^P14CATIntro_Fill have ^YOU_ANYONE ^P14FillText

Fills: P14CATIntro_Fill

Instructions: IF P14Time[Prow] = 6 and IntroFlag6 = EMPTY then
fill "Now, please think about the last six months, since the first of
^SixMonthsAgo"

ELSEIF P14Time[Prow] = 6 fill "In the last SIX MONTHS,"

ELSEIF P14Time[Prow] = 12 and IntroFlag12 = EMPTY then
fill "Now, please think about the last twelve months, since the first of
^TwelveMonthsAgo"

ELSEIF P14Time[Prow] = 12 fill "In the last TWELVE MONTHS,"

IF P14Time[Prow] = 2 and IntroFlag2 = EMPTY then
fill "Now, please think about the last two years, since the first of
^TwoYearsAgo"

ELSEIF P14Time[Prow] = 2 fill "In the last TWO YEARS,"

IF P14Time[Prow] = 5 and IntroFlag5 = EMPTY then
fill "Now, please think about the last five years, since the first of
^FiveYearsAgo"

ELSEIF P14Time[Prow] = 5 fill "In the last FIVE YEARS,"

Fills: SixMonthsAgo

Instructions: IF CUR_MONTHNUM = 01 then fill "July YEAR minus 1 year"
ELSEIF CUR_MONTHNUM = 02 then fill "August YEAR minus 1 year"
ELSEIF CUR_MONTHNUM = 03 then fill "September YEAR minus 1 year"
ELSEIF CUR_MONTHNUM = 04 then fill "October YEAR minus 1 year"
ELSEIF CUR_MONTHNUM = 05 then fill "November YEAR minus 1 year"
ELSEIF CUR_MONTHNUM = 06 then fill "December YEAR minus 1 year"
ELSEIF CUR_MONTHNUM = 07 then fill "January YEAR"
ELSEIF CUR_MONTHNUM = 08 then fill "February YEAR"
ELSEIF CUR_MONTHNUM = 09 then fill "March YEAR"
ELSEIF CUR_MONTHNUM = 10 then fill "April YEAR"
ELSEIF CUR_MONTHNUM = 11 then fill "May YEAR"
ELSEIF CUR_MONTHNUM = 12 then fill "June YEAR"

Fills: TwelveMonthsAgo

Instructions: IF CUR_MONTHNUM = 01 then fill "December YEAR minus 2 years"
ELSEIF CUR_MONTHNUM = 02 then fill "January YEAR minus 1 year"
ELSEIF CUR_MONTHNUM = 03 then fill "February YEAR minus 1 year"
ELSEIF CUR_MONTHNUM = 04 then fill "March YEAR minus 1 year"
ELSEIF CUR_MONTHNUM = 05 then fill "April YEAR minus 1 year"
ELSEIF CUR_MONTHNUM = 06 then fill "May YEAR minus 1 year"
ELSEIF CUR_MONTHNUM = 07 then fill "June YEAR minus 1 year"
ELSEIF CUR_MONTHNUM = 08 then fill "July YEAR minus 1 year"
ELSEIF CUR_MONTHNUM = 09 then fill "August YEAR minus 1 year"
ELSEIF CUR_MONTHNUM = 10 then fill "September YEAR minus 1 year"
ELSEIF CUR_MONTHNUM = 11 then fill "October YEAR minus 1 year"
ELSEIF CUR_MONTHNUM = 12 then fill "November YEAR minus 1 year"

Fills: TwoYearsAgo

Instructions: IF CUR_MONTHNUM = 01 then fill "December YEAR minus 3 years"
ELSEIF CUR_MONTHNUM = 02 then fill "January YEAR minus 2 years"
ELSEIF CUR_MONTHNUM = 03 then fill "February YEAR minus 2 years"
ELSEIF CUR_MONTHNUM = 04 then fill "March YEAR minus 2 years"
ELSEIF CUR_MONTHNUM = 05 then fill "April YEAR minus 2 years"
ELSEIF CUR_MONTHNUM = 06 then fill "May YEAR minus 2 years"
ELSEIF CUR_MONTHNUM = 07 then fill "June YEAR minus 2 years"
ELSEIF CUR_MONTHNUM = 08 then fill "July YEAR minus 2 years"
ELSEIF CUR_MONTHNUM = 09 then fill "August YEAR minus 2 years"
ELSEIF CUR_MONTHNUM = 10 then fill "September YEAR minus 2 years"
ELSEIF CUR_MONTHNUM = 11 then fill "October YEAR minus 2 years"
ELSEIF CUR_MONTHNUM = 12 then fill "November YEAR minus 2 years"

Fills: FiveYearsAgo

Instructions: IF CUR_MONTHNUM = 01 then fill "December YEAR minus 6 years"
ELSEIF CUR_MONTHNUM = 02 then fill "January YEAR minus 5 years"
ELSEIF CUR_MONTHNUM = 03 then fill "February YEAR minus 5 years"

ELSEIF CUR_MONTHNUM = 04 then fill "March YEAR minus 5 years"
ELSEIF CUR_MONTHNUM = 05 then fill "April YEAR minus 5 years"
ELSEIF CUR_MONTHNUM = 06 then fill "May YEAR minus 5 years"
ELSEIF CUR_MONTHNUM = 07 then fill "June YEAR minus 5 years"
ELSEIF CUR_MONTHNUM = 08 then fill "July YEAR minus 5 years"
ELSEIF CUR_MONTHNUM = 09 then fill "August YEAR minus 5 years"
ELSEIF CUR_MONTHNUM = 10 then fill "September YEAR minus 5 years"
ELSEIF CUR_MONTHNUM = 11 then fill "October YEAR minus 5 years"
ELSEIF CUR_MONTHNUM = 12 then fill "November YEAR minus 5 years"

Fills: YOU_ANYONE

Instructions: IF NUMHOUSE = 1 then fill "you"
ELSE fill "you or anyone in your household"

Fills: P14FillText

Instructions: P14FillText [1] := 'had any expenses for personal care services such as haircuts, nail services, or tanning?'

P14FillText [2] := 'had any expenses for parking fees or tolls?'

P14FillText [3] := 'purchased any movie, concert, museum, or theme park tickets?'

P14FillText [4] := 'purchased any admissions to sporting events?'

P14FillText [5] := 'had any expenses for automobile service clubs?'

P14FillText [6] := 'had any expenses for lodging while away from home such as hotels, motels, or vacation rentals?'

P14FillText [7] := 'had any expenses for fuel oil for household heating?'

P14FillText [8] := 'had any expenses for propane, firewood, coal, or charcoal used for household heating or cooking?'

P14FillText [9] := 'had any expenses for residential water and sewer service?'

P14FillText [10] := 'had any expenses for garbage or trash collection service?'

Type: Enumerated

Length: 1

Answer List: TYesNo

Value:	Mnemonic:	Description:
1	Yes	Yes

2	No	No
---	----	----

- Don't Know
- Refuse
- Empty

- On Input
- On Output

Store Instructions: Set IntroFlag:

If PCAT = RESPONSE or PCAT = NONRESPONSE THEN:

If P14TIME[PRow] = 6 then set IntroFlag6 = 1

If P14TIME[PRow] = 12 then set IntroFlag12 = 1

If P14TIME[PRow] = 2 then set IntroFlag2 = 1

If P14TIME[PRow] = 5 then set IntroFlag5 = 1

Array:

Skip Instructions: 1: Goto POPSCAT

2,DK,RF: Goto the next appropriate row

Destination Data Set: POP14

Sponsor Field Type: C

Report Section: 20C

Date Implemented (YYYY-MM-DD): February 2025

POPSCAT

Field

NEWBSect20C.tbIPOPGRP14.POPSCAT

Description: CPI Pop Category

Form Pane Label:

SAS Name:

Tag Name:

Inherited Universe:

Universe: PCAT = Yes {1}

Universe Description:

Question Text:

Type: String

Length: 3

- Don't Know
- Refuse
- Empty

- On Input
- On Output

Store Instructions: If PCAT = Yes {1} then set POPSCAT = P14CAT[PRow]

Array:

Skip Instructions: Goto OTLTCOST

Destination Data Set: POP14

Sponsor Field Type: C

Report Section: 20C

Date Implemented (YYYY-MM-DD): February 2025

Field

OTLTCOST

NEWBSect20C.tblPOPGRP14.OTLTCOST

Description: Purchase price

Form Pane Label: Cost

SAS Name: OTLTCOST

Tag Name: OTLTCOST

Inherited Universe:

Universe: PCAT = Yes {1}

Universe Description:

Question Text: In the last ^P14Fill1_Cost, how much ^P14Fill2_Cost ^P14FillTextC?

Fills: P14Fill1_Cost

Instructions: IF P14Time[PRow] = 6 then fill 'SIX MONTHS'
ELSEIF P14Time[PRow] = 12 then fill '12 MONTHS'
ELSEIF P14Time[PRow] = 2 then fill 'TWO YEARS'
ELSEIF P14Time[PRow] = 5 then fill 'FIVE YEARS'

Fills: P14Fill2_Cost

Instructions: IF PRow = 3 or 4 fill 'did ^YOU_YRCU spend on your last purchase for'
ELSE fill 'was ^YR_YRCUS last expense of'

Fills: YOU_YRCU

Instructions: IF NUMHOUSE = 1 then fill "you"
ELSE fill "your household"

Fills: YR_YRCUS

Instructions: IF NUMHOUSE = 1 then fill "your"
ELSE fill "your household's"

Fills: P14FillTextC

Instructions: P14FillTextC[1] := 'personal care services such as haircuts, nail services, or tanning'

P14FillTextC[2] := 'parking fees or tolls'

P14FillTextC[3] := 'movie, concert, museum, or theme park tickets'

P14FillTextC[4] := 'admissions to sporting events'

P14FillTextC[5] := 'automobile service clubs'

P14FillTextC[6] := 'lodging while away from home such as hotels, motels, or vacation rentals'

P14FillTextC[7] := 'fuel oil for household heating'

P14FillTextC[8] := 'propane, firewood, coal, or charcoal used for household heating or cooking'

P14FillTextC[9] := 'residential water and sewer service'

P14FillTextC[10] := 'garbage or trash collection service'

Type: Integer
Length: 7

Min: 1
Max: 999999

Don't Know
 Refuse
 Empty

On Input
 On Output

Array:

Special Instructions: Display a \$ and comma in the entry field

Skip Instructions: IF OTLTCOST < P6LowerLimit[PRow] or OTLTCOST > P6UpperLimit[PRow] then
goto ERR1_OTLTCOST

ELSE goto OTLTSTOR

Destination Data Set: POP14

Sponsor Field Type: N

Report Section: 20C

Date Implemented (YYYY-MM-DD): February 2025

Check

ERR1_OTLTCOST
NEWBSect20C.tbIPOPGRP14.ERR1_OTLTCOST

Description: Out of Range Check

Inherited Universe:

Universe: (OTLTCOST < P14LowerLimit[PRow] or OTLTCOST > P14UpperLimit[PRow]) AND
OTLTCOST = RESPONSE

Universe Description:

Text: * THE VALUE ENTERED IS UNUSUALLY HIGH OR LOW

PLEASE VERIFY AND IF CORRECT, ENTER ITEM LEVEL NOTE

Check Instructions: If error is suppressed, then set OTLT_OST = 'A1'

Type: Soft

Skip Instructions: Suppress: Goto OTLTSTOR

All others, go back to OTLTCOST

OTLTSTOR

Field

NEWBSect20C.tbIPOPGRP14.OTLTSTOR

Description: Where Purchased

Form Pane Label: Business

SAS Name: OTLTSTOR

Tag Name: OTLTSTOR

Inherited Universe:

Universe: PCAT = Yes {1}

Universe Description:

Question Text: What is the name of the ^P14Fill_STOR?

✦ Enter store, website, or company name

Fills: P14Fill_STOR

Instructions: IF Prow = 3 then fill 'theater, park, or museum'

ELSEIF Prow = 4 then fill 'stadium, arena, or sporting venue'

ELSEIF Prow = 6 then fill 'hotel or place that you stayed'

ELSE fill 'business where ^YOU_YRCU had this expense'

Fills: YOU_YRCU

Instructions: IF NUMHOUSE = 1 then fill "you"

ELSE fill "your household"

Type: String

Length: 45

Don't Know

Refuse

Empty

On Input

On Output

Array:

Special Instructions: IF Prow = 1, 2, 5, 7-10 THEN:

IF uppercase entry contains '.COM' then set OTLTTYPE = 1 and "keep" and "Show"

Skip Instructions: IF Prow = 1, 2, 5, 7-10 THEN:

IF uppercase entry does not contains '.COM' and is not a DK or RF then goto
OTLTTYPE

ELSEIF Prow = 3, 4, or 6 and OTLTSTOR = RESPONSE THEN GOTO PCITY

ELSE goto the next appropriate row

Destination Data Set: POP14

Sponsor Field Type: C

Report Section: 20C

Date Implemented (YYYY-MM-DD): February 2025

PCITY

Field

NEWBSect20C.tbIPOPGRP14.PCITY

Description: City

Form Pane Label: City

SAS Name: PCITY

Tag Name: PCITY

Inherited Universe:

Universe: OTLTSTOR = RESPONSE and (Prow = 3, 4 or 6)

Universe Description: Business is not DK or RF

Question Text: In what city ^P14CITY_Fill?

Fills: P14CITY_Fill

Instructions: IF Prow = 3 or 4 fill 'is ^OTLTSTOR_Fill located'
ELSEIF Prow = 6 fill 'did you stay'

Fills: OTLTSTOR_Fill

Instructions: Fill entry in OTLTSTOR

Type: String

Length: 45

- Don't Know
- Refuse
- Empty

- On Input
- On Output

Array:

Skip Instructions: Goto PSTATE

Destination Data Set: POP14

Sponsor Field Type: C

Report Section: 20C

Date Implemented (YYYY-MM-DD): February 2025

Field

PSTATE
NEWBSect20C.tbIPOPGRP14.PSTATE

Description: State

Form Pane Label: State

SAS Name: PSTATE

Tag Name: PSTATE

Inherited Universe:

Universe: OTLTSTOR = RESPONSE and (PRow = 3, 4, or 6)

Universe Description: Business is not DK or RF

Help Screen: H_DESTCODE

Question Text: ? [F1]

In what state ^P14CITY_Fill?

◆ Enter the two character state abbreviation or "XX" for foreign country

Fills: P14CITY_Fill

Instructions: IF Prow = 3 or 4 fill 'is ^OTLTSTOR_Fill located'
ELSEIF Prow = 6 fill 'did you stay'

Fills: OTLTSTOR_Fill

Instructions: Fill entry in OTLTSTOR

Type: String

Length: 2

Don't Know

Refuse

Empty

On Input

On Output

Array:

Special Instructions: Use answer type TState - STRING[2], display width 4

Skip Instructions: IF entry is not a valid state abbreviation and entry <> 'XX' then goto CK_PSTATE

ELSEIF entry = XX then goto PCNTRY

ELSE goto OTLTPOS

Destination Data Set: POP14

Sponsor Field Type: C

Report Section: 20C

Date Implemented (YYYY-MM-DD): February 2025

Check

CK_PSTATE
NEWBSect20C.tblPOPGRP14.CK_PSTATE

Description: Not a valid state abbreviation

Inherited Universe:

Universe: (PSTATE is not a valid state abbreviation) AND PSTATE <> 'XX' AND PSTATE = RESPONSE

Universe Description: State abbreviation entered is not valid

Text: * [Not a valid state abbreviation](#)

Check Instructions:

Type: Hard

Skip Instructions: Go back to PSTATE

PCNTRY

Field

NEWBSect20C.tbIPOPGRP14.PCNTRY

Description: Country

Form Pane Label: Country

SAS Name: PCNTRY

Tag Name: PCNTRY

Inherited Universe:

Universe: UPPERCASE(PSTATE) = 'XX'

Universe Description: foreign country

Question Text: In what country ^P14CITY_Fill?

✦ Enter country name

Fills: P14CITY_Fill

Instructions: IF Prow = 3 or 4 fill 'is ^OTLTSTOR_Fill located'
ELSEIF Prow = 6 fill 'did you stay'

Fills: OTLTSTOR_Fill

Instructions: Fill entry in OTLTSTOR

Type: String

Length: 45

Don't Know
 Refuse
 Empty

On Input
 On Output

Array:

Skip Instructions: Goto OTLTPOS

Destination Data Set: POP14

Sponsor Field Type: C

Report Section: 20C

Date Implemented (YYYY-MM-DD): February 2025

OTLTPOS

Field

NEWBSect20C.tbIPOPGRP14.OTLTPOS

Description: Direct or 3rd party

Form Pane Label: Direct

SAS Name: OTLTPOS

Tag Name: OTLTPOS

Inherited Universe:

Universe: OTLTSTOR = RESPONSE AND (Prow = 3, 4, or 6)

Universe Description: Business is not DK or RF

Question Text: ^P14OTLTPOS_Fill ^OTLTSTOR_Fill or through a third party?

1. Direct
2. Third Party

Fills: P14OTLTPOS_Fill

Instructions: IF Prow = 3 or 4 then fill 'Were the tickets purchased directly from'
ELSEIF Prow = 6 then fill 'Was the reservation made directly with'

Fills: OTLTSTOR_Fill

Instructions: Fill entry in OTLTSTOR

Type: Enumerated

Length: 1

Answer List: TDirectThird

Value:	Mnemonic:	Description:
1	Direct	Direct
2	Third	Third Party

- Don't Know
- Refuse
- Empty

- On Input
- On Output

Array:

Skip Instructions: 1,DK,RF: IF uppercase entry in OTLTSTOR contains '.COM' then goto next appropriate row
ELSE goto OTLTTYPE

2: Goto OTLTPSTO

Destination Data Set: POP14

Sponsor Field Type: C

Report Section: 20C

Date Implemented (YYYY-MM-DD): February 2025

OTLTPSTO

Field

NEWBSect20C.tbIPOPGRP14.OTLTPSTO

Description: Name of reservation company

Form Pane Label: 3rd Party

SAS Name: OTLTPSTO

Tag Name: OTLTPSTO

Inherited Universe:

Universe: OTLTPOS = Third {2}

Universe Description: Reservation was made through a third party

Question Text: What is the name of the company used to ^P14OTLTPSTO_Fill?

✦ Enter company name

Fills: P14OTLTPSTO_Fill

Instructions: IF Prow = 3 or 4 then fill 'purchase the tickets'
ELSEIF Prow = 6 then fill 'make the reservation'

Type: String

Length: 45

Don't Know

Refuse

Empty

On Input

On Output

Array:

Special Instructions: IF uppercase entry contains '.COM' then set OTLTTYPER = 1 and "keep" and "Show"

Skip Instructions: IF uppercase entry contains '.COM' or is DK or RF then goto the next appropriate row

ELSE goto OTLTTYPER

Destination Data Set: POP14

Sponsor Field Type: C

Report Section: 20C

Date Implemented (YYYY-MM-DD): February 2025

OTLTTYPE

Field

NEWBSect20C.tbIPOPGRP14.OTLTTYPE

Description: Purchased Online or in person

Form Pane Label: Online

SAS Name: OTLTTYPE

Tag Name: OTLTTYPE

Inherited Universe:

Universe: ((Prow = 1, 2, 5, 7-10) AND OTLTSTOR = RESPONSE AND UPPERCASE(OTLTSTOR) does not contain '.COM') OR ((Prow = 3, 4 or 6) AND [((OTLTPOS = Direct {1} or OTLTPOS = NONRESPONSE) and OTLTSTOR = RESPONSE) or (OTLTPOS = Third {2} and OTLTPSTO = RESPONSE and UPPERCASE(OTLTPSTO) does not contain '.COM')])

Universe Description: Business name is not DK, RF or .COM

Question Text: Was this paid for -

1. Online?
2. In person?
3. By mail or telephone order?
4. Other

Type: Enumerated

Length: 1

Answer List: TOnline

Value:	Mnemonic:	Description:
1	Online	Online?
2	InPerson	In person?
3	MailTel	By mail or telephone order?
4	Other	Other

- Don't Know
- Refuse
- Empty

- On Input
- On Output

Array:

Special Instructions: Answer list descriptions for options 1-3 should be bold black

Skip Instructions: 1,3,4,DK,RF: Goto next appropriate row

2: IF Prow = 1, 2, 5, 7-10 then goto OTLTCITY
ELSEIF Prow = 3, 4, or 6 and
OTLTPOS = 2 then goto OTLTCITY
ELSE goto the next appropriate row

Destination Data Set: POP14

Sponsor Field Type: C

Report Section: 20C

Date Implemented (YYYY-MM-DD): February 2025

OTLTCITY

Field

NEWBSect20C.tbIPOPGRP14.OTLTCITY

Description: Purchase location - City

Form Pane Label: Location - City

SAS Name: OTLTCITY

Tag Name: OTLTCITY

Inherited Universe:

Universe: (Prow = 1, 2, 5, 7-10 AND OTLTTYPER = InPerson {2}) OR
(Prow = 3, 4, or 6 and OTLTOS = Third {2})

Universe Description: Purchased in person or purchased in person through a 3rd party

Question Text: In what city is ^P14OTLTCITY_Fill located?

Fills: P14OTLTCITY_Fill

Instructions: IF PRow = 3, 4 or 6 then fill entry in OTLTPSTO
ELSE fill entry in OTLTSTOR

Type: String

Length: 45

- Don't Know
- Refuse
- Empty

- On Input
- On Output

Array:

Skip Instructions: Goto OTLTSTE

Destination Data Set: POP14

Sponsor Field Type: C

Report Section: 20C

Date Implemented (YYYY-MM-DD): February 2025

Field

OTLTSTE

NEWBSect20C.tbIPOPGRP14.OTLTSTE

Description: Purchase location - State

Form Pane Label: State

SAS Name: OTLTSTE

Tag Name: OTLTSTE

Inherited Universe:

Universe: (Prow = 1, 2, 5, 7-10 AND OTLTTYPE = InPerson {2}) OR
(Prow = 3, 4, or 6 and OTLTOS = Third {2})

Universe Description: Purchased in person

Help Screen: H_DESTCODE

Question Text: ? [F1]

In what state is ^OTLTCITY_Fill located?

◆ Enter the two character state abbreviation

Type: String

Length: 2

Don't Know

Refuse

Empty

On Input

On Output

Array:

Special Instructions: Use answer type TState - STRING[2], display width 4

Skip Instructions: IF entry is not a valid state abbreviation then goto CK_OTLTSTE

ELSE goto the next appropriate row

Destination Data Set: POP14

Sponsor Field Type: C

Report Section: 20C

Date Implemented (YYYY-MM-DD): February 2025

Check

CK_OTLTSTE
NEWBSect20C.tblPOPGRP14.CK_OTLTSTE

Description: Not a valid state abbreviation

Inherited Universe:

Universe: (OTLTSTE is not a valid state abbreviation) AND OTLTSTE = RESPONSE

Universe Description: State abbreviation entered is not valid

Text: [✦ Not a valid state abbreviation](#)

Check Instructions:

Type: Hard

Skip Instructions: Go back to OTLTSTE

OTLT_OST

Field

NEWBSect20C.tbIPOPGRP14.OTLT_OST

Description: Range edit flag

Form Pane Label:

SAS Name: OTLT_OST

Tag Name:

Inherited Universe:

Universe:

Universe Description:

Question Text:

Type: String

Length: 2

Don't Know

Refuse

Empty

On Input

On Output

Array:

Special Instructions: NOTE: See ERR1_OTLTCOST for how to set this field

Valid Values: A1 = Range edit failed (ERR1 check was suppressed)

Blank = Range edit passed

Destination Data Set: POP14

Sponsor Field Type: C

Report Section: 20C

Date Implemented (YYYY-MM-DD): February 2025

Sponsor Edits: FLAG

Field

END_POPGRP14
NEWBSect20C.END_POPGRP14

Description: End of Section 20C - Pop Group 14

Form Pane Label:

SAS Name:

Tag Name:

Inherited Universe:

Universe:

Universe Description:

Question Text:

Type: Classification

Length: 0

Don't Know

Refuse

Empty

On Input

On Output

Store Instructions: Store Instructions: Set 20C Complete Flag

```
IF Ask_P14[1] = no and Ask_P14[2] = no and Ask_P14[3] = no  
and Ask_P14[4] = no and Ask_P14[5] = no and  
Ask_P14[6] = no and Ask_P14[7] = no and Ask_P14[8] = no  
and Ask_P14[9] = no and Ask_P14[10] = no  
THEN set S20C_Complete = 1
```

IF Ask_P14[10] = yes THEN:

```
IF tbIPOPGRP14[10].PCAT = No {2} or  
tbIPOPGRP14[10].PCAT = NONRESPONSE or  
tbIPOPGRP14[10].OTLTSTOR contains .COM or  
tbIPOPGRP14[10].OTLTSTOR = NONRESPONSE or  
tbIPOPGRP14[10].OTLTTYPE = OnLine {1} or  
tbIPOPGRP14[10].OTLTTYPE = MailTel {3} or  
tbIPOPGRP14[10].OTLTTYPE = Other {4} or  
tbIPOPGRP14[10].OTLTTYPE = NONRESPONSE or  
tbIPOPGRP14[10].OTLTSTE = RESPONSE or
```

```
tbIPOPGRP14[10].OTLTSTE = NONRESPONSE then
  set S20C_Complete = 1
ELSE set S20C_Complete = 2
END

ELSEIF Ask_P14[9] = yes THEN:
  IF tbIPOPGRP14[9].PCAT = No {2} or
    tbIPOPGRP14[9].PCAT = NONRESPONSE or
    tbIPOPGRP14[9].OTLTSTOR contains .COM or
    tbIPOPGRP14[9].OTLTSTOR = NONRESPONSE or
    tbIPOPGRP14[9].OTLTTYPE = OnLine {1} or
    tbIPOPGRP14[9].OTLTTYPE = MailTel {3} or
    tbIPOPGRP14[9].OTLTTYPE = Other {4} or
    tbIPOPGRP14[9].OTLTTYPE = NONRESPONSE or
    tbIPOPGRP14[9].OTLTSTE = RESPONSE or
    tbIPOPGRP14[9].OTLTSTE = NONRESPONSE then
    set S20C_Complete = 1
  ELSE set S20C_Complete = 2
  END

ELSEIF Ask_P14[8] = yes THEN:
  IF tbIPOPGRP14[8].PCAT = No {2} or
    tbIPOPGRP14[8].PCAT = NONRESPONSE or
    tbIPOPGRP14[8].OTLTSTOR contains .COM or
    tbIPOPGRP14[8].OTLTSTOR = NONRESPONSE or
    tbIPOPGRP14[8].OTLTTYPE = OnLine {1} or
    tbIPOPGRP14[8].OTLTTYPE = MailTel {3} or
    tbIPOPGRP14[8].OTLTTYPE = Other {4} or
    tbIPOPGRP14[8].OTLTTYPE = NONRESPONSE or
    tbIPOPGRP14[8].OTLTSTE = RESPONSE or
    tbIPOPGRP14[8].OTLTSTE = NONRESPONSE then
    set S20C_Complete = 1
  ELSE set S20C_Complete = 2
  END

ELSEIF Ask_P14[7] = yes THEN:
  IF tbIPOPGRP14[7].PCAT = No {2} or
    tbIPOPGRP14[7].PCAT = NONRESPONSE or
    tbIPOPGRP14[7].OTLTSTOR contains .COM or
    tbIPOPGRP14[7].OTLTSTOR = NONRESPONSE or
    tbIPOPGRP14[7].OTLTTYPE = OnLine {1} or
    tbIPOPGRP14[7].OTLTTYPE = MailTel {3} or
    tbIPOPGRP14[7].OTLTTYPE = Other {4} or
    tbIPOPGRP14[7].OTLTTYPE = NONRESPONSE or
    tbIPOPGRP14[7].OTLTSTE = RESPONSE or
    tbIPOPGRP14[7].OTLTSTE = NONRESPONSE then
    set S20C_Complete = 1
  ELSE set S20C_Complete = 2
```

END

ELSEIF Ask_P14[6] = yes THEN:

```
IF tblIPOPGRP14[6].PCAT = No {2} or
tblIPOPGRP14[6].PCAT = NONRESPONSE or
tblIPOPGRP14[6].OTLTSTOR contains .COM or
tblIPOPGRP14[6].OTLTSTOR = NONRESPONSE or
tblIPOPGRP14[6].OTLTTYPE = OnLine {1} or
tblIPOPGRP14[6].OTLTTYPE = MailTel {3} or
tblIPOPGRP14[6].OTLTTYPE = Other {4} or
tblIPOPGRP14[6].OTLTTYPE = NONRESPONSE or
tblIPOPGRP14[6].OTLTSTE = RESPONSE or
tblIPOPGRP14[6].OTLTSTE = NONRESPONSE or
tblIPOPGRP14[6].OTLTPOS = 2 (Third) and OTLTPSTO contains .COM or
tblIPOPGRP14[6].OTLTPOS = 2(Third) and OTLTYPE = 1 Online or 3 MailTel
or 4 Other or OTLTPOS = NONRESPONSE or
tblIPOPGRP14[6].OTLTPOS = Third {2} and OTLTYPE = InPerson {2} and
(OTLTSTE = RESPONSE or OTLTSTE = NONRESPONSE))
then
    set S20C_Complete = 1
ELSE set S20C_Complete = 2
END
```

ELSEIF Ask_P14[5] = yes THEN:

```
IF tblIPOPGRP14[5].PCAT = No {2} or
tblIPOPGRP14[5].PCAT = NONRESPONSE or
tblIPOPGRP14[5].OTLTSTOR contains .COM or
tblIPOPGRP14[5].OTLTSTOR = NONRESPONSE or
tblIPOPGRP14[5].OTLTTYPE = OnLine {1} or
tblIPOPGRP14[5].OTLTTYPE = MailTel {3} or
tblIPOPGRP14[5].OTLTTYPE = Other {4} or
tblIPOPGRP14[5].OTLTTYPE = NONRESPONSE or
tblIPOPGRP14[5].OTLTSTE = RESPONSE or
tblIPOPGRP14[5].OTLTSTE = NONRESPONSE or
then
    set S20C_Complete = 1
ELSE set S20C_Complete = 2
END
```

ELSEIF Ask_P14[4] = yes THEN:

```
IF tblIPOPGRP14[4].PCAT = No {2} or
tblIPOPGRP14[4].PCAT = NONRESPONSE or
tblIPOPGRP14[4].OTLTSTOR contains .COM or
tblIPOPGRP14[4].OTLTSTOR = NONRESPONSE or
tblIPOPGRP14[4].OTLTTYPE = OnLine {1} or
tblIPOPGRP14[4].OTLTTYPE = MailTel {3} or
tblIPOPGRP14[4].OTLTTYPE = Other {4} or
tblIPOPGRP14[4].OTLTTYPE = NONRESPONSE or
```

```
tbIPOPGRP14[4].OTLTSTE = RESPONSE or
tbIPOPGRP14[4].OTLTSTE = NONRESPONSE or
tbIPOPGRP14[4].OTLTPOS = 2 (Third) and OTLTPSTO contains .COM or
  tbIPOPGRP14[4].OTLTPOS = 2(Third) and OTLTYPE = 1 Online or 3 MailTel
or 4 Other or OTLTPOS = NONRESPONSE or
  tbIPOPGRP14[4].OTLTPOS = Third {2} and OTLTYPE = InPerson {2} and
(OTLTSTE = RESPONSE or OTLTSTE = NONRESPONSE))
then
  set S20C_Complete = 1
ELSE set S20C_Complete = 2
END
ELSEIF Ask_P14[3] = yes THEN:
  IF tbIPOPGRP14[3].PCAT = No {2} or
  tbIPOPGRP14[3].PCAT = NONRESPONSE or
  tbIPOPGRP14[3].OTLTSTOR contains .COM or
  tbIPOPGRP14[3].OTLTSTOR = NONRESPONSE or
  tbIPOPGRP14[3].OTLTTYPE = OnLine {1} or
  tbIPOPGRP14[3].OTLTTYPE = MailTel {3} or
  tbIPOPGRP14[3].OTLTTYPE = Other {4} or
  tbIPOPGRP14[3].OTLTTYPE = NONRESPONSE or
  tbIPOPGRP14[3].OTLTSTE = RESPONSE or
  tbIPOPGRP14[3].OTLTSTE = NONRESPONSE or
  tbIPOPGRP14[3].OTLTPOS = 2 (Third) and OTLTPSTO contains .COM or
  tbIPOPGRP14[3].OTLTPOS = 2(Third) and OTLTYPE = 1 Online or 3 MailTel
or 4 Other or OTLTPOS = NONRESPONSE or
  tbIPOPGRP14[3].OTLTPOS = Third {2} and OTLTYPE = InPerson {2} and
(OTLTSTE = RESPONSE or OTLTSTE = NONRESPONSE))
then
  set S20C_Complete = 1
  ELSE set S20C_Complete = 2
  END
ELSEIF Ask_P14[2] = yes THEN:
  IF tbIPOPGRP14[2].PCAT = No {2} or
  tbIPOPGRP14[2].PCAT = NONRESPONSE or
  tbIPOPGRP14[2].OTLTSTOR contains .COM or
  tbIPOPGRP14[2].OTLTSTOR = NONRESPONSE or
  tbIPOPGRP14[2].OTLTTYPE = OnLine {1} or
  tbIPOPGRP14[2].OTLTTYPE = MailTel {3} or
  tbIPOPGRP14[2].OTLTTYPE = Other {4} or
  tbIPOPGRP14[2].OTLTTYPE = NONRESPONSE or
  tbIPOPGRP14[2].OTLTSTE = RESPONSE or
  tbIPOPGRP14[2].OTLTSTE = NONRESPONSE then
    set S20C_Complete = 1
  ELSE set S20C_Complete = 2
  END
ELSEIF Ask_P14[1] = yes THEN:
  IF tbIPOPGRP14[1].PCAT = No {2} or
```



```
tbIPOPGRP14[1].PCAT = NONRESPONSE or  
tbIPOPGRP14[1].OTLTSTOR contains .COM or  
tbIPOPGRP14[1].OTLTSTOR = NONRESPONSE or  
tbIPOPGRP14[1].OTLTTYPE = OnLine {1} or  
tbIPOPGRP14[1].OTLTTYPE = MailTel {3} or  
tbIPOPGRP14[1].OTLTTYPE = Other {4} or  
tbIPOPGRP14[1].OTLTTYPE = NONRESPONSE or  
tbIPOPGRP14[1].OTLTSTE = RESPONSE or  
tbIPOPGRP14[1].OTLTSTE = NONRESPONSE then  
    set S20C_Complete = 1  
ELSE set S20C_Complete = 2  
END  
END
```

Array:

Skip Instructions: Exit section 20C and goto the next appropriate section

Report Section: 20C

Date Implemented (YYYY-MM-DD): February 2025

POP15_AskFlags

Field

NEWBSect20C.POP15_AskFlags

Description: Set PopGrp 15 "Ask" flags

Form Pane Label:

SAS Name:

Tag Name:

Inherited Universe:

Universe:

Universe Description:

Question Text:

Type: Classification

Length: 0

- Don't Know
- Refuse
- Empty

- On Input
- On Output

Store Instructions: Set question eligibility flags

```
IF VAL(RT10.POPGRP) = 15 and SECTCOMP[11] = 1 and  
SECTCOMP[16] = 1 and SECTCOMP[18] = 1 and  
BSect20.S20A_END = 1 and BSect20.S20B_END = 1 THEN:
```

```
IF BSect18.LP18A_Flag[8] = no AND  
BSect20.BSect20B.LNDROMAT = 2 AND  
BSEect0.BSect20B.DRYCLEAN = 2 THEN  
set Ask_P15[1] = yes  
ENDIF
```

```
IF BSect16.LP16_Flag[1] = no THEN set Ask_P15[2] = yes  
ENDIF
```

```
IF BSect11.LP11 B_Flag[2] = no and  
BSect11.LP11B_Flag[6] = no and  
BSect11.LP11B_Flag[9] =no THEN  
set Ask_P15[3] = yes  
ENDIF
```

IF BSect11.LP11B_Flag[9] = no THEN set Ask_P15[4] = yes
ENDIF

IF BSect11.LP11B_Flag[10] = no THEN set Ask_P15[5] = yes
ENDIF
ENDIF

Array:

Ask_P15

Field

NEWBSect20C.Ask_P15

Description: POP Group 15 - Ask flag

Form Pane Label:

SAS Name:

Tag Name:

Inherited Universe:

Universe:

Universe Description:

Question Text:

Type: Enumerated

Length: 1

Answer List: TYesNo

Value:	Mnemonic:	Description:
1	Yes	Yes
2	No	No

- Don't Know
- Refuse
- Empty

- On Input
- On Output

Array:

Number of Elements: 5

Special Instructions: NOTE: Array positions represent the question order.

For example, array position 1 corresponds to the first POP group 15 outlet question (row 1) - TbIPOPGRP15[1].PCAT

Instrument SAS Name: Ask_P15

Destination Data Set: POP15

Report Section: 20C

Date Implemented (YYYY-MM-DD): February 2025

P15CAT

Field

NEWBSect20C.P15CAT

Description: POP Group 15 - CPI POP Category

Form Pane Label:

SAS Name:

Tag Name:

Inherited Universe:

Universe:

Universe Description:

Question Text:

Type: String

Length: 3

- Don't Know
- Refuse
- Empty

- On Input
- On Output

Store Instructions: P15CAT[1] := G11

P15CAT[2] := R28

P15CAT[3] := T11

P15CAT[4] := T12

P15CAT[5] := T10

Array:

Number of Elements: 5

Special Instructions: NOTE: These should be in the order they are to be asked.

Destination Data Set: POP15

Report Section: 20C

Date Implemented (YYYY-MM-DD): February 2025

Field

P15Time
NEWBSect20C.P15Time

Description: POP Group 15 - Time Reference

Form Pane Label:

SAS Name:

Tag Name:

Inherited Universe:

Universe:

Universe Description:

Question Text:

Type: Integer

Length: 2

Min: 1

Max: 12

- Don't Know
- Refuse
- Empty

- On Input
- On Output

Store Instructions: P15Time[1] := 6
P15Time[2] := 6
P15Time[3] := 12
P15Time[4] := 12
P15Time[5] := 2

Array:

Number of Elements: 5

Special Instructions: NOTE: 6 = six months
12 = twelve months
2 = two years
5 = five years

Destination Data Set: POP15

Report Section: 20C

Date Implemented (YYYY-MM-DD): February 2025

Field

P15SoftLowerLimit
NEWBSect20C.P15SoftLowerLimit

Description: Lower ranges for ERR1_OTLTCOST

Form Pane Label:

SAS Name:

Tag Name:

Inherited Universe:

Universe:

Universe Description:

Question Text:

Type: Integer

Length: 8

Min: 0

Max: 99999999

- Don't Know
- Refuse
- Empty

- On Input
- On Output

Store Instructions: P15SoftLowerLimit[1] := 1
P15SoftLowerLimit[2] := 1
P15SoftLowerLimit[3] := 5
P15SoftLowerLimit[4] := 14
P15SoftLowerLimit[5] := 5

Array:

Number of Elements: 5

Report Section: 20C

Date Implemented (YYYY-MM-DD): February 2025

P15SoftUpperLimit

Field

NEWBSect20C.P15SoftUpperLimit

Description: Upper ranges for ERR1_OTLTCOST

Form Pane Label:

SAS Name:

Tag Name:

Inherited Universe:

Universe:

Universe Description:

Question Text:

Type: Integer

Length: 8

Min: 0

Max: 99999999

- Don't Know
- Refuse
- Empty

- On Input
- On Output

Store Instructions: P15SoftUpperLimit[1] := 899
P15SoftUpperLimit[2] := 3899
P15SoftUpperLimit[3] := 4999
P15SoftUpperLimit[4] := 4999
P15SoftUpperLimit[5] := 3000

Array:

Number of Elements: 5

Report Section: 20C

Date Implemented (YYYY-MM-DD): February 2025

Field

PGRP15_INTRO
NEWBSect20C.PGRP15_INTRO

Description: Introduction

Form Pane Label: Intro

SAS Name:

Tag Name: PGRP15_INTRO

Inherited Universe:

Universe: P1[1] = yes OR P1[2] = yes OR P1[3] = yes OR P1[4] = yes OR
P1[5] = yes

Universe Description:

Question Text: The next few questions are about expenses made by ^YOU_ANYONE during the last two years, that is, as far back as ^TwoYearsAgo. We have used the responses that you've already given us to shorten this part of the interview, so I'll only be asking you about expenses that you told me that you did not have in the last three months.

Fills: YOU_ANYONE

Instructions: IF NUMHOUSE = 1 then fill "you"
ELSE fill "you or anyone in your household"

Fills: TwoYearsAgo

Instructions: IF CUR_MONTHNUM = 01 then fill "December YEAR minus 3 years"
ELSEIF CUR_MONTHNUM = 02 then fill "January YEAR minus 2 years"
ELSEIF CUR_MONTHNUM = 03 then fill "February YEAR minus 2 years"
ELSEIF CUR_MONTHNUM = 04 then fill "March YEAR minus 2 years"
ELSEIF CUR_MONTHNUM = 05 then fill "April YEAR minus 2 years"
ELSEIF CUR_MONTHNUM = 06 then fill "May YEAR minus 2 years"
ELSEIF CUR_MONTHNUM = 07 then fill "June YEAR minus 2 years"
ELSEIF CUR_MONTHNUM = 08 then fill "July YEAR minus 2 years"
ELSEIF CUR_MONTHNUM = 09 then fill "August YEAR minus 2 years"
ELSEIF CUR_MONTHNUM = 10 then fill "September YEAR minus 2 years"
ELSEIF CUR_MONTHNUM = 11 then fill "October YEAR minus 2 years"
ELSEIF CUR_MONTHNUM = 12 then fill "November YEAR minus 2 years"

Type: Enumerated

Length: 1

Answer List: TContinue

Value:	Mnemonic:	Description:
1	Continue	Enter 1 to Continue

- Don't Know
- Refuse
- Empty

- On Input
- On Output

Array:

Skip Instructions: Goto tblPOPGRP15

Destination Data Set: POP15

Sponsor Field Type: N

Report Section: 20C

Date Implemented (YYYY-MM-DD): April 2019

Block

tbIPOPGRP15
NEWBSect20C.tbIPOPGRP15

Description: Extended Recall Questions for Pop Group 15

Tab Name:

Fly Over Name:

Universe Type: If

Inherited Universe:

Universe: PGRP15_INTRO = Continue

Universe Description:

Array:

Block Instructions: Allow 5 rows

PRow

Field

NEWBSect20C.tbIPOPGRP15.PRow

Description: Row Number - DO NOT DISPLAY

Form Pane Label:

SAS Name:

Tag Name:

Inherited Universe:

Universe:

Universe Description:

Question Text:

Type: Integer

Length: 2

Min: 1

Max: 5

- Don't Know
- Refuse
- Empty

- On Input
- On Output

Store Instructions: Set PRow = row number starting with 1

Array:

Report Section: 20C

Date Implemented (YYYY-MM-DD): February 2025

Field

PCATDesc
NEWBSect20C.tbIPOPGRP15.PCATDesc

Description: Item Description - SHOW field

Form Pane Label: Description

SAS Name:

Tag Name:

Inherited Universe:

Universe:

Universe Description:

Question Text: SHOW ONLY

Type: String

Length: 30

- Don't Know
- Refuse
- Empty

- On Input
- On Output

Store Instructions: Set Description as follows:

For Row 1 set Description = 'Laundry Services'

For Row 2 set Description = 'Classes'

For Row 3 set Description = 'Car Maintenance'

For Row 4 set Description = 'Vehicle Repairs'

For Row 5 set Description = 'Body Work.'

Array:

Report Section: 20C

Date Implemented (YYYY-MM-DD): February 2025

PCAT

Field

NEWBSect20C.tbIPOPGRP15.PCAT

Description: Outlet Screener Question

Form Pane Label: Item

SAS Name: PCAT

Tag Name: PCAT

Inherited Universe:

Universe: (Ask_P1[1] = yes AND PRow = 1) OR (Ask_P1[2] = yes AND PRow = 2) OR
(Ask_P1[3] = yes AND PRow = 3) OR (Ask_P1[4] = yes AND PRow = 4) OR
(Ask_P1[5] = yes AND PRow = 5)

Universe Description:

Question Text: ^P15CATIntro_Fill have ^YOU_ANYONE ^P15FillText

Fills: P15CATIntro_Fill

Instructions: IF P15Time[Prow] = 6 and IntroFlag6 = EMPTY then
fill "Now, please think about the last six months, since the first of
^SixMonthsAgo"

ELSEIF P15Time[Prow] = 6 fill "In the last SIX MONTHS,"

ELSEIF P15Time[Prow] = 12 and IntroFlag12 = EMPTY then
fill "Now, please think about the last twelve months, since the first of
^TwelveMonthsAgo"

ELSEIF P15Time[Prow] = 12 fill "In the last TWELVE MONTHS,"

IF P15Time[Prow] = 2 and IntroFlag2 = EMPTY then
fill "Now, please think about the last two years, since the first of
^TwoYearsAgo"

ELSEIF P15Time[Prow] = 2 fill "In the last TWO YEARS,"

IF P15Time[Prow] = 5 and IntroFlag5 = EMPTY then
fill "Now, please think about the last five years, since the first of
^FiveYearsAgo"

ELSEIF P15Time[Prow] = 5 fill "In the last FIVE YEARS,"

Fills: SixMonthsAgo

Instructions: IF CUR_MONTHNUM = 01 then fill "July YEAR minus 1 year"
ELSEIF CUR_MONTHNUM = 02 then fill "August YEAR minus 1 year"
ELSEIF CUR_MONTHNUM = 03 then fill "September YEAR minus 1 year"
ELSEIF CUR_MONTHNUM = 04 then fill "October YEAR minus 1 year"
ELSEIF CUR_MONTHNUM = 05 then fill "November YEAR minus 1 year"
ELSEIF CUR_MONTHNUM = 06 then fill "December YEAR minus 1 year"
ELSEIF CUR_MONTHNUM = 07 then fill "January YEAR"
ELSEIF CUR_MONTHNUM = 08 then fill "February YEAR"
ELSEIF CUR_MONTHNUM = 09 then fill "March YEAR"
ELSEIF CUR_MONTHNUM = 10 then fill "April YEAR"
ELSEIF CUR_MONTHNUM = 11 then fill "May YEAR"
ELSEIF CUR_MONTHNUM = 12 then fill "June YEAR"

Fills: TwelveMonthsAgo

Instructions: IF CUR_MONTHNUM = 01 then fill "December YEAR minus 2 years"
ELSEIF CUR_MONTHNUM = 02 then fill "January YEAR minus 1 year"
ELSEIF CUR_MONTHNUM = 03 then fill "February YEAR minus 1 year"
ELSEIF CUR_MONTHNUM = 04 then fill "March YEAR minus 1 year"
ELSEIF CUR_MONTHNUM = 05 then fill "April YEAR minus 1 year"
ELSEIF CUR_MONTHNUM = 06 then fill "May YEAR minus 1 year"
ELSEIF CUR_MONTHNUM = 07 then fill "June YEAR minus 1 year"
ELSEIF CUR_MONTHNUM = 08 then fill "July YEAR minus 1 year"
ELSEIF CUR_MONTHNUM = 09 then fill "August YEAR minus 1 year"
ELSEIF CUR_MONTHNUM = 10 then fill "September YEAR minus 1 year"
ELSEIF CUR_MONTHNUM = 11 then fill "October YEAR minus 1 year"
ELSEIF CUR_MONTHNUM = 12 then fill "November YEAR minus 1 year"

Fills: TwoYearsAgo

Instructions: IF CUR_MONTHNUM = 01 then fill "December YEAR minus 3 years"
ELSEIF CUR_MONTHNUM = 02 then fill "January YEAR minus 2 years"
ELSEIF CUR_MONTHNUM = 03 then fill "February YEAR minus 2 years"
ELSEIF CUR_MONTHNUM = 04 then fill "March YEAR minus 2 years"
ELSEIF CUR_MONTHNUM = 05 then fill "April YEAR minus 2 years"
ELSEIF CUR_MONTHNUM = 06 then fill "May YEAR minus 2 years"
ELSEIF CUR_MONTHNUM = 07 then fill "June YEAR minus 2 years"
ELSEIF CUR_MONTHNUM = 08 then fill "July YEAR minus 2 years"
ELSEIF CUR_MONTHNUM = 09 then fill "August YEAR minus 2 years"
ELSEIF CUR_MONTHNUM = 10 then fill "September YEAR minus 2 years"
ELSEIF CUR_MONTHNUM = 11 then fill "October YEAR minus 2 years"
ELSEIF CUR_MONTHNUM = 12 then fill "November YEAR minus 2 years"

Fills: FiveYearsAgo

Instructions: IF CUR_MONTHNUM = 01 then fill "December YEAR minus 6 years"
ELSEIF CUR_MONTHNUM = 02 then fill "January YEAR minus 5 years"
ELSEIF CUR_MONTHNUM = 03 then fill "February YEAR minus 5 years"
ELSEIF CUR_MONTHNUM = 04 then fill "March YEAR minus 5 years"

ELSEIF CUR_MONTHNUM = 05 then fill "April YEAR minus 5 years"
ELSEIF CUR_MONTHNUM = 06 then fill "May YEAR minus 5 years"
ELSEIF CUR_MONTHNUM = 07 then fill "June YEAR minus 5 years"
ELSEIF CUR_MONTHNUM = 08 then fill "July YEAR minus 5 years"
ELSEIF CUR_MONTHNUM = 09 then fill "August YEAR minus 5 years"
ELSEIF CUR_MONTHNUM = 10 then fill "September YEAR minus 5 years"
ELSEIF CUR_MONTHNUM = 11 then fill "October YEAR minus 5 years"
ELSEIF CUR_MONTHNUM = 12 then fill "November YEAR minus 5 years"

Fills: YOU_ANYONE

Instructions: IF NUMHOUSE = 1 then fill "you"
ELSE fill "you or anyone in your household"

Fills: P15FillText

Instructions: P15FillText[1] := 'had any expenses for laundry or dry cleaning services?'

P15FillText[2] := 'had any expenses for recreational lessons, classes, or instruction?'

P15FillText[3] := 'had any expenses for motor vehicle maintenance, inspections, or towing?'

P15FillText[4] := 'had any expenses for motor vehicle repair?'

P15FillText[5] := 'had any expenses for motor vehicle body work or paint?'

Type: Enumerated

Length: 1

Answer List: TYesNo

Value:	Mnemonic:	Description:
1	Yes	Yes
2	No	No

Don't Know
 Refuse
 Empty

On Input
 On Output

Store Instructions: Set IntroFlag:

If PCAT = RESPONSE or PCAT = NONRESPONSE THEN:

If P1TIME[PRow] = 6 then set IntroFlag6 = 1

If P1TIME[PRow] = 12 then set IntroFlag12 = 1

If P1TIME[PRow] = 2 then set IntroFlag2 = 1

If P1TIME[PRow] = 5 then set IntroFlag5 = 1

Array:

Skip Instructions: 1: Goto POPSCAT

2,DK,RF: Goto the next appropriate row

Destination Data Set: POP15

Sponsor Field Type: C

Report Section: 20C

Date Implemented (YYYY-MM-DD): February 2025

POPSCAT

Field

NEWBSect20C.tbIPOPGRP15.POPSCAT

Description: CPI Pop Category

Form Pane Label:

SAS Name:

Tag Name:

Inherited Universe:

Universe: PCAT = Yes {1}

Universe Description:

Question Text:

Type: String

Length: 3

- Don't Know
- Refuse
- Empty

- On Input
- On Output

Store Instructions: If PCAT = Yes {1} then set POPSCAT = P1CAT[PRow]

Array:

Skip Instructions: Goto OTLTCOST

Sponsor Field Type: C

Report Section: 20C

Date Implemented (YYYY-MM-DD): February 2025

Field

OTLTCOST

NEWBSect20C.tblPOPGRP15.OTLTCOST

Description: Purchase price

Form Pane Label: Cost

SAS Name: OTLTCOST

Tag Name: OTLTCOST

Inherited Universe:

Universe: PCAT = Yes {1}

Universe Description:

Question Text: In the last ^P15Fill1_Cost, how much ^P15Fill2_Cost ^P15FillTextC?

Fills: P15Fill1_Cost

Instructions: IF P15Time[PRow] = 6 then fill 'SIX MONTHS'
ELSEIF P15Time[PRow] = 12 then fill '12 MONTHS'
ELSEIF P15Time[PRow] = 2 then fill 'TWO YEARS'
ELSEIF P15Time[PRow] = 5 then fill 'FIVE YEARS'

Fills: P15Fill2_Cost

Instructions: IF PRow = 1-5 then fill 'was ^YR_YRCUS last expense for'
Else fill 'did ^YOU_YRCU spend on your last purchase of'

Fills: YR_YRCUS

Instructions: IF NUMHOUSE = 1 then fill "your"
ELSE fill "your household's"

Fills: YOU_YRCU

Instructions: IF NUMHOUSE = 1 then fill "you"
ELSE fill "your household"

Fills: P15FillTextC

Instructions: P15FillTextC[1] := 'laundry or dry cleaning services'
P15FillTextC[2] := 'recreational lessons, classes, or instruction'
P15FillTextC[3] := 'motor vehicle maintenance, inspections, or towing'
P15FillTextC[4] := 'motor vehicle repair'
P15FillTextC[5] := 'motor vehicle body work or paint'

Type: Integer

Length: 7

Min: 1

Max: 999999

- Don't Know
- Refuse
- Empty

- On Input
- On Output

Array:

Special Instructions: Display a \$ and comma in the entry field

Skip Instructions: IF OTLTCOST < P15SoftLowerLimit[PRow] or
OTLTCOST > P15SoftUpperLimit[PRow]
then goto ERR1_OTLTCOST

ELSE goto OTLTSTOR

Destination Data Set: POP15

Sponsor Field Type: N

Report Section: 20C

Date Implemented (YYYY-MM-DD): February 2025

Check

ERR1_OTLTCOST
NEWBSect20C.tbIPOPGRP15.ERR1_OTLTCOST

Description: Out of Range Check

Inherited Universe:

Universe: (OTLTCOST < P1SoftLowerLimit[PRow] or OTLTCOST > P1SoftUpperLimit[PRow])
AND OTLTCOST = RESPONSE

Universe Description:

Text: * THE VALUE ENTERED IS UNUSUALLY HIGH OR LOW

PLEASE VERIFY AND, IF CORRECT, ENTER ITEM LEVEL NOTE

Check Instructions: If error is suppressed, then set OTLT_OST = 'A1'

Type: Soft

Skip Instructions: Suppress: Goto OTLTSTOR

All others, go back to OTLTCOST

OTLTSTOR

Field

NEWBSect20C.tbIPOPGRP15.OTLTSTOR

Description: Where Purchased

Form Pane Label: Business

SAS Name: OTLTSTOR

Tag Name: OTLTSTOR

Inherited Universe:

Universe: PCAT = Yes {1}

Universe Description:

Question Text: What is the name of the business where ^P15Fill_STOR?

✦ Enter store, website, or company name

Fills: P15Fill_STOR

Instructions: IF PRow = 1-5 then fill ''^YOU_YRCU had this expense'
ELSE fill ''this was last purchased';

Fills: YOU_YRCU

Instructions: IF NUMHOUSE = 1 then fill "you"
ELSE fill "your household"

Type: String

Length: 45

- Don't Know
- Refuse
- Empty

- On Input
- On Output

Array:

Special Instructions: IF uppercase entry contains '.COM' then set OTLTTYPE = 1 and "keep" and "Show"

Skip Instructions: IF uppercase entry does not contain '.COM' and is not a DK or RF then goto OTLTTYPE

ELSE goto the next appropriate row

Destination Data Set: POP15

Sponsor Field Type: C

Report Section: 20C

Date Implemented (YYYY-MM-DD): February 2025

OTLTTYPE

Field

NEWBSect20C.tbIPOPGRP15.OTLTTYPE

Description: Purchased Online or in person

Form Pane Label: Online

SAS Name: OTLTTYPE

Tag Name: OTLTTYPE

Inherited Universe:

Universe: (OTLTSTOR = RESPONSE) AND UPPERCASE(OTLTSTOR) does not contain '.COM'

Universe Description: Business name is not DK, RF or .COM

Question Text: Was this paid for -

1. Online?
2. In person?
3. By mail or telephone order?
4. Other

Type: Enumerated

Length: 1

Answer List: TOnline

Value:	Mnemonic:	Description:
1	Online	Online?
2	InPerson	In person?
3	MailTel	By mail or telephone order?
4	Other	Other

- Don't Know
- Refuse
- Empty

- On Input
- On Output

Array:

Special Instructions: Answer list descriptions for options 1-3 should be bold black

Skip Instructions: 1,3,4,DK,RF: Goto the next appropriate row

2: Goto OTLTCITY

Destination Data Set: POP15

Sponsor Field Type: C

Report Section: 20C

Date Implemented (YYYY-MM-DD): February 2025

OTLTCITY

Field

NEWBSect20C.tbIPOPGRP15.OTLTCITY

Description: Purchase location - City

Form Pane Label: Location - City

SAS Name: OTLTCITY

Tag Name: OTLTCITY

Inherited Universe:

Universe: OTLTTYPE = InPerson {2}

Universe Description: Purchased in person

Question Text: In what city is ^OTLTSTOR_Fill located?

Fills: OTLTSTOR_Fill

Instructions: Fill entry in OTLTSTOR

Type: String

Length: 45

- Don't Know
- Refuse
- Empty

- On Input
- On Output

Array:

Skip Instructions: Goto OTLTSTE

Destination Data Set: POP15

Sponsor Field Type: C

Report Section: 20C

Date Implemented (YYYY-MM-DD): February 2025

Field

OTLTSTE

NEWBSect20C.tbIPOPGRP15.OTLTSTE

Description: Purchase location - State

Form Pane Label: State

SAS Name: OTLTSTE

Tag Name: OTLTSTE

Inherited Universe:

Universe: OTLTTYPE = InPerson {2}

Universe Description: Purchased in person

Help Screen: H_DESTCODE

Question Text: ? [F1]

In what state is ^OTLTSTOR_Fill located?

✦ [Enter the two character state abbreviation](#)

Fills: OTLTSTOR_Fill

Instructions: Fill entry in OTLTSTOR

Type: String

Length: 2

Don't Know
 Refuse
 Empty

On Input
 On Output

Array:

Special Instructions: Use answer type TState - STRING[2], display width 4

Skip Instructions: IF entry is not a valid state abbreviation then goto CK_OTLTSTE

ELSE goto the next appropriate row

Destination Data Set: POP15

Sponsor Field Type: C

Report Section: 20C

Date Implemented (YYYY-MM-DD): February 2025

Check

CK_OTLTSTE
NEWBSect20C.tblPOPGRP15.CK_OTLTSTE

Description: Not a valid state abbreviation

Inherited Universe:

Universe: (OTLTSTE is not a valid state abbreviation) AND OTLTSTE = RESPONSE

Universe Description: State abbreviation entered is not valid

Text: [✦ Not a valid state abbreviation](#)

Check Instructions:

Type: Hard

Skip Instructions: Go back to OTLTSTE

OTLT_OST

Field

NEWBSect20C.tbIPOPGRP15.OTLT_OST

Description: Range edit flag

Form Pane Label:

SAS Name: OTLT_OST

Tag Name:

Inherited Universe:

Universe:

Universe Description:

Question Text:

Type: String

Length: 2

- Don't Know
- Refuse
- Empty

- On Input
- On Output

Array:

Special Instructions: NOTE: See ERR1_OTLTCOST for how to set this field

Valid Values: A1 = Range edit failed (ERR1 check was suppressed)
Blank = Range edit passed

Destination Data Set: POP15

Sponsor Field Type: C

Report Section: 20C

Date Implemented (YYYY-MM-DD): February 2025

Sponsor Edits: FLAG

Field

END_POPGRP15
NEWBSect20C.END_POPGRP15

Description: End of Section 20C - Pop Group 15

Form Pane Label:

SAS Name:

Tag Name:

Inherited Universe:

Universe:

Universe Description:

Question Text:

Type: Classification

Length: 0

- Don't Know
- Refuse
- Empty

- On Input
- On Output

Store Instructions: Store Instructions: Set 20C Complete Flag

```
IF Ask_P15[1] = no and Ask_P15[2] = no and Ask_P15[3] = no  
and Ask_P15[4] = no and Ask_P15[5] = no  
THEN set S20C_Complete = 1
```

```
ELSEIF Ask_P15[5] = yes THEN:
```

```
IF tblPOPGRP15[5].PCAT = No {2} or  
tblPOPGRP15[5].PCAT = NONRESPONSE or  
tblPOPGRP15[5].OTLTSTOR contains .COM or  
tblPOPGRP15[5].OTLTSTOR = NONRESPONSE or  
tblPOPGRP15[5].OTLTTYPE = OnLine {1} or  
tblPOPGRP15[5].OTLTTYPE = MailTel {3} or  
tblPOPGRP15[5].OTLTTYPE = Other {4} or  
tblPOPGRP15[5].OTLTTYPE = NONRESPONSE or  
tblPOPGRP15[5].OTLTSTE = RESPONSE or  
tblPOPGRP15[5].OTLTSTE = NONRESPONSE then  
set S20C_Complete = 1  
ELSE set S20C_Complete = 2
```

```
END
ELSEIF Ask_P15[4] = yes THEN:
  IF tbIPOPGRP15[4].PCAT = No {2} or
    tbIPOPGRP15[4].PCAT = NONRESPONSE or
    tbIPOPGRP15[4].OTLTSTOR contains .COM or
    tbIPOPGRP15[4].OTLTSTOR = NONRESPONSE or
    tbIPOPGRP15[4].OTLTTYPE = OnLine {1} or
    tbIPOPGRP15[4].OTLTTYPE = MailTel {3} or
    tbIPOPGRP15[4].OTLTTYPE = Other {4} or
    tbIPOPGRP15[4].OTLTTYPE = NONRESPONSE or
    tbIPOPGRP15[4].OTLTSTE = RESPONSE or
    tbIPOPGRP15[4].OTLTSTE = NONRESPONSE then
    set S20C_Complete = 1
  ELSE set S20C_Complete = 2
END
ELSEIF Ask_P15[3] = yes THEN:
  IF tbIPOPGRP15[3].PCAT = No {2} or
    tbIPOPGRP15[3].PCAT = NONRESPONSE or
    tbIPOPGRP15[3].OTLTSTOR contains .COM or
    tbIPOPGRP15[3].OTLTSTOR = NONRESPONSE or
    tbIPOPGRP15[3].OTLTTYPE = OnLine {1} or
    tbIPOPGRP15[3].OTLTTYPE = MailTel {3} or
    tbIPOPGRP15[3].OTLTTYPE = Other {4} or
    tbIPOPGRP15[3].OTLTTYPE = NONRESPONSE or
    tbIPOPGRP15[3].OTLTSTE = RESPONSE or
    tbIPOPGRP15[3].OTLTSTE = NONRESPONSE then
    set S20C_Complete = 1
  ELSE set S20C_Complete = 2
END
ELSEIF Ask_P15[2] = yes THEN:
  IF tbIPOPGRP15[2].PCAT = No {2} or
    tbIPOPGRP15[2].PCAT = NONRESPONSE or
    tbIPOPGRP15[2].OTLTSTOR contains .COM or
    tbIPOPGRP15[2].OTLTSTOR = NONRESPONSE or
    tbIPOPGRP15[2].OTLTTYPE = OnLine {1} or
    tbIPOPGRP15[2].OTLTTYPE = MailTel {3} or
    tbIPOPGRP15[2].OTLTTYPE = Other {4} or
    tbIPOPGRP15[2].OTLTTYPE = NONRESPONSE or
    tbIPOPGRP15[2].OTLTSTE = RESPONSE or
    tbIPOPGRP15[2].OTLTSTE = NONRESPONSE then
    set S20C_Complete = 1
  ELSE set S20C_Complete = 2
END
ELSEIF Ask_P15[1] = yes THEN:
  IF tbIPOPGRP15[1].PCAT = No {2} or
    tbIPOPGRP15[1].PCAT = NONRESPONSE or
    tbIPOPGRP15[1].OTLTSTOR contains .COM or
```

```
tbIPOPGRP15[1].OTLTSTOR = NONRESPONSE or  
tbIPOPGRP15[1].OTLTTYPE = OnLine {1} or  
tbIPOPGRP15[1].OTLTTYPE = MailTel {3} or  
tbIPOPGRP15[1].OTLTTYPE = Other {4} or  
tbIPOPGRP15[1].OTLTTYPE = NONRESPONSE or  
tbIPOPGRP15[1].OTLTSTE = RESPONSE or  
tbIPOPGRP15[1].OTLTSTE = NONRESPONSE then  
    set S20C_Complete = 1  
  
ELSE set S20C_Complete = 2  
END  
END
```

Array:

Skip Instructions: Exit section 20C and goto the next appropriate section

POP16_AskFlags

Field

NEWBSect20C.POP16_AskFlags

Description: Set PopGrp 16 "Ask" flags

Form Pane Label:

SAS Name:

Tag Name:

Inherited Universe:

Universe:

Universe Description:

Question Text:

Type: Classification

Length: 0

- Don't Know
- Refuse
- Empty

- On Input
- On Output

Store Instructions: Set question eligibility flags

```
IF VAL(RT10.POPGRP) = 16 and SECTCOMP[8] = 1 and  
SECTCOMP[15] = 1 and SECTCOMP[19] = 1 THEN
```

```
IF BSect8.LP8A_Flag[22] = no AND  
BSect8.LP8A_Flag[23] = no AND  
BSect8.LP8A_Flag[24] = no THEN set Ask_P16[1] = yes  
ENDIF
```

```
IF BSect15.LP15_Flag[8] = no AND  
BSect19.LP19A_Flag[14] = no THEN set Ask_P16[2] = yes  
ENDIF
```

```
IF BSect15.LP15_Flag[12] = no THEN set Ask_P16[3] = yes  
ENDIF
```

```
ENDIF
```

Array:

Ask_P16

Field

NEWBSect20C.Ask_P16

Description: POP Group 16 - Ask flag

Form Pane Label:

SAS Name:

Tag Name:

Inherited Universe:

Universe:

Universe Description:

Question Text:

Type: Enumerated

Length: 1

Answer List: TYesNo

Value:	Mnemonic:	Description:
1	Yes	Yes
2	No	No

- Don't Know
- Refuse
- Empty

- On Input
- On Output

Array:

Number of Elements: 3

Special Instructions: NOTE: Array positions represent the question order.

For example, array position 1 corresponds to the first POP group 16 outlet question (row 1) - TbIPOPGRP16[1].PCAT

Instrument SAS Name: Ask_P16

Destination Data Set: POP16

Report Section: 20C

Date Implemented (YYYY-MM-DD): February 2025

P16CAT

Field

NEWBSect20C.P16CAT

Description: POP Group 16 - CPI POP Category

Form Pane Label:

SAS Name:

Tag Name:

Inherited Universe:

Universe:

Universe Description:

Question Text:

Type: String

Length: 3

- Don't Know
- Refuse
- Empty

- On Input
- On Output

Store Instructions: P16CAT[1] := H09

P16CAT[2] := F54

P16CAT[3] := M09

Array:

Number of Elements: 3

Special Instructions: NOTE: These should be in the order they are to be asked.

Destination Data Set: POP16

Report Section: 20C

Date Implemented (YYYY-MM-DD): February 2025

Field

P16Time
NEWBSect20C.P16Time

Description: POP Group 16 - Time Reference

Form Pane Label:

SAS Name:

Tag Name:

Inherited Universe:

Universe:

Universe Description:

Question Text:

Type: Integer

Length: 2

Min: 1

Max: 12

- Don't Know
- Refuse
- Empty

- On Input
- On Output

Store Instructions: P16Time[1] := 6
P16Time[2] := 12
P16Time[3] := 12

Array:

Number of Elements: 3

Special Instructions: NOTE: 6 = six months
12 = twelve months
2 = two years
5 = five years

Destination Data Set: POP16

Report Section: 20C

Date Implemented (YYYY-MM-DD): February 2025

Field

P16SoftLowerLimit
NEWBSect20C.P16SoftLowerLimit

Description: Lower ranges for ERR1_OTLTCOST

Form Pane Label:

SAS Name:

Tag Name:

Inherited Universe:

Universe:

Universe Description:

Question Text:

Type: Integer

Length: 8

Min: 0

Max: 99999999

- Don't Know
- Refuse
- Empty

- On Input
- On Output

Store Instructions: P16SoftLowerLimit[1] := 5
P16SoftLowerLimit[2] := 10
P16SoftLowerLimit[3] := 5

Array:

Number of Elements: 10

Report Section: 20C

Date Implemented (YYYY-MM-DD): February 2025

P16SoftUpperLimit

Field

NEWBSect20C.P16SoftUpperLimit

Description: Upper ranges for ERR1_OTLTCOST

Form Pane Label:

SAS Name:

Tag Name:

Inherited Universe:

Universe:

Universe Description:

Question Text:

Type: Integer

Length: 8

Min: 0

Max: 99999999

- Don't Know
- Refuse
- Empty

- On Input
- On Output

Store Instructions: P16SoftUpperLimit[1] := 1499

P16SoftUpperLimit[2] := 6840

P16SoftUpperLimit[3] := 1200

Array:

Number of Elements: 13

Report Section: 20C

Date Implemented (YYYY-MM-DD): February 2025

Field

PGRP16_INTRO
NEWBSect20C.PGRP16_INTRO

Description: Introduction

Form Pane Label: Intro

SAS Name:

Tag Name: PGRP16_INTRO

Inherited Universe:

Universe: P16[1] = yes OR P16[2] = yes OR P16[3] = yes

Universe Description:

Question Text: The next few questions are about expenses made by ^YOU_ANYONE during the last 12 months, that is, as far back as ^TwelveMonthsAgo. We have used the responses that you've already given us to shorten this part of the interview, so I'll only be asking you about expenses that you told me that you did not have in the last three months.

Fills: YOU_ANYONE

Instructions: IF NUMHOUSE = 1 then fill "you"
ELSE fill "you or anyone in your household"

Fills: TwelveMonthsAgo

Instructions: IF CUR_MONTHNUM = 01 then fill "December YEAR minus 2 years"
ELSEIF CUR_MONTHNUM = 02 then fill "January YEAR minus 1 year"
ELSEIF CUR_MONTHNUM = 03 then fill "February YEAR minus 1 year"
ELSEIF CUR_MONTHNUM = 04 then fill "March YEAR minus 1 year"
ELSEIF CUR_MONTHNUM = 05 then fill "April YEAR minus 1 year"
ELSEIF CUR_MONTHNUM = 06 then fill "May YEAR minus 1 year"
ELSEIF CUR_MONTHNUM = 07 then fill "June YEAR minus 1 year"
ELSEIF CUR_MONTHNUM = 08 then fill "July YEAR minus 1 year"
ELSEIF CUR_MONTHNUM = 09 then fill "August YEAR minus 1 year"
ELSEIF CUR_MONTHNUM = 10 then fill "September YEAR minus 1 year"
ELSEIF CUR_MONTHNUM = 11 then fill "October YEAR minus 1 year"
ELSEIF CUR_MONTHNUM = 12 then fill "November YEAR minus 1 year"

Type: Enumerated

Length: 1

Answer List: TContinue

Value:	Mnemonic:	Description:
--------	-----------	--------------

1	Continue	Enter 1 to Continue
---	----------	---------------------

- Don't Know
- Refuse
- Empty

- On Input
- On Output

Array:

Skip Instructions: Goto tbIPOPGRP16

Destination Data Set: POP16

Sponsor Field Type: N

Report Section: 20C

Date Implemented (YYYY-MM-DD): April 2019

Block

tbIPOPGRP16
NEWBSect20C.tbIPOPGRP16

Description: Extended Recall Questions for Pop Group 16

Tab Name:

Fly Over Name:

Universe Type: If

Inherited Universe:

Universe: PGRP16_INTRO = Continue

Universe Description:

Array:

Block Instructions: Allow 13 rows

PRow

Field

NEWBSect20C.tbIPOPGRP16.PRow

Description: Row Number - DO NOT DISPLAY

Form Pane Label:

SAS Name:

Tag Name:

Inherited Universe:

Universe:

Universe Description:

Question Text:

Type: Integer

Length: 2

Min: 1

Max: 13

- Don't Know
- Refuse
- Empty

- On Input
- On Output

Store Instructions: Set PRow = row number starting with 1

Array:

Report Section: 20C

Date Implemented (YYYY-MM-DD): February 2025

Field

PCATDesc
NEWBSect20C.tbIPOPGRP16.PCATDesc

Description: Item Description - SHOW field

Form Pane Label: Description

SAS Name:

Tag Name:

Inherited Universe:

Universe:

Universe Description:

Question Text: SHOW ONLY

Type: String

Length: 30

- Don't Know
- Refuse
- Empty

- On Input
- On Output

Store Instructions: Set Description as follows:

For Row 1 set Description = 'Linens'

For Row 2 set Description = 'Catered Events'

For Row 3 set Description = 'Adult Day Care'

Array:

Report Section: 20C

Date Implemented (YYYY-MM-DD): February 2025

PCAT

Field

NEWBSect20C.tbIPOPGRP16.PCAT

Description: Outlet Screener Question

Form Pane Label: Item

SAS Name: PCAT

Tag Name: PCAT

Inherited Universe:

Universe: (Ask_P16[1] = yes AND PRow = 1) OR (Ask_P16[2] = yes AND PRow = 2) OR
(Ask_P16[3] = yes AND PRow = 3)

Universe Description:

Question Text: ^P16CATIntro_Fill have ^YOU_ANYONE ^P16FillText

Fills: P16CATIntro_Fill

Instructions: P16CATIntro_Fill

If P16Time[Prow] = 6 and IntroFlag16 = EMPTY then fill "Now, please think about the last six months, since the first of ^SixMonthsAgo"
ELSE If P16Time[Prow] = 6 fill "In the last SIX MONTHS,"

If P16Time[Prow] = 12 and IntroFlag12 = EMPTY then fill "Now, please think about the last twelve months, since the first of ^TwelveMonthsAgo"
ELSE If P16Time[Prow] = 12 fill "In the last TWELVE MONTHS,"

If P16Time[Prow] = 2 and IntroFlag2 = EMPTY then fill "Now, please think about the last two years, since the first of ^TwoYearsAgo"
ELSE If P16Time[Prow] = 2 fill "In the last TWO YEARS,"

If P16Time[Prow] = 5 and IntroFlag5 = EMPTY then fill "Now, please think about the last five years, since the first of ^FiveYearsAgo"
ELSE If P16Time[Prow] = 5 fill "In the last FIVE YEARS,"

Fills: SixMonthsAgo

Instructions: IF CUR_MONTHNUM = 01 then fill "July YEAR minus 1 year"

ELSEIF CUR_MONTHNUM = 02 then fill "August YEAR minus 1 year"

ELSEIF CUR_MONTHNUM = 03 then fill "September YEAR minus 1 year"

ELSEIF CUR_MONTHNUM = 04 then fill "October YEAR minus 1 year"

ELSEIF CUR_MONTHNUM = 05 then fill "November YEAR minus 1 year"

ELSEIF CUR_MONTHNUM = 06 then fill "December YEAR minus 1 year"

ELSEIF CUR_MONTHNUM = 07 then fill "January YEAR"

ELSEIF CUR_MONTHNUM = 08 then fill "February YEAR"

ELSEIF CUR_MONTHNUM = 09 then fill "March YEAR"
ELSEIF CUR_MONTHNUM = 10 then fill "April YEAR"
ELSEIF CUR_MONTHNUM = 11 then fill "May YEAR"
ELSEIF CUR_MONTHNUM = 12 then fill "June YEAR"

Fills: TwelveMonthsAgo

Instructions: **IF CUR_MONTHNUM = 01 then fill "December YEAR minus 2 years"**
ELSEIF CUR_MONTHNUM = 02 then fill "January YEAR minus 1 year"
ELSEIF CUR_MONTHNUM = 03 then fill "February YEAR minus 1 year"
ELSEIF CUR_MONTHNUM = 04 then fill "March YEAR minus 1 year"
ELSEIF CUR_MONTHNUM = 05 then fill "April YEAR minus 1 year"
ELSEIF CUR_MONTHNUM = 06 then fill "May YEAR minus 1 year"
ELSEIF CUR_MONTHNUM = 07 then fill "June YEAR minus 1 year"
ELSEIF CUR_MONTHNUM = 08 then fill "July YEAR minus 1 year"
ELSEIF CUR_MONTHNUM = 09 then fill "August YEAR minus 1 year"
ELSEIF CUR_MONTHNUM = 10 then fill "September YEAR minus 1 year"
ELSEIF CUR_MONTHNUM = 11 then fill "October YEAR minus 1 year"
ELSEIF CUR_MONTHNUM = 12 then fill "November YEAR minus 1 year"

Fills: TwoYearsAgo

Instructions: **IF CUR_MONTHNUM = 01 then fill "December YEAR minus 3 years"**
ELSEIF CUR_MONTHNUM = 02 then fill "January YEAR minus 2 years"
ELSEIF CUR_MONTHNUM = 03 then fill "February YEAR minus 2 years"
ELSEIF CUR_MONTHNUM = 04 then fill "March YEAR minus 2 years"
ELSEIF CUR_MONTHNUM = 05 then fill "April YEAR minus 2 years"
ELSEIF CUR_MONTHNUM = 06 then fill "May YEAR minus 2 years"
ELSEIF CUR_MONTHNUM = 07 then fill "June YEAR minus 2 years"
ELSEIF CUR_MONTHNUM = 08 then fill "July YEAR minus 2 years"
ELSEIF CUR_MONTHNUM = 09 then fill "August YEAR minus 2 years"
ELSEIF CUR_MONTHNUM = 10 then fill "September YEAR minus 2 years"
ELSEIF CUR_MONTHNUM = 11 then fill "October YEAR minus 2 years"
ELSEIF CUR_MONTHNUM = 12 then fill "November YEAR minus 2 years"

Fills: FiveYearsAgo

Instructions: **IF CUR_MONTHNUM = 01 then fill "December YEAR minus 6 years"**
ELSEIF CUR_MONTHNUM = 02 then fill "January YEAR minus 5 years"
ELSEIF CUR_MONTHNUM = 03 then fill "February YEAR minus 5 years"
ELSEIF CUR_MONTHNUM = 04 then fill "March YEAR minus 5 years"
ELSEIF CUR_MONTHNUM = 05 then fill "April YEAR minus 5 years"
ELSEIF CUR_MONTHNUM = 06 then fill "May YEAR minus 5 years"
ELSEIF CUR_MONTHNUM = 07 then fill "June YEAR minus 5 years"
ELSEIF CUR_MONTHNUM = 08 then fill "July YEAR minus 5 years"
ELSEIF CUR_MONTHNUM = 09 then fill "August YEAR minus 5 years"
ELSEIF CUR_MONTHNUM = 10 then fill "September YEAR minus 5 years"
ELSEIF CUR_MONTHNUM = 11 then fill "October YEAR minus 5 years"
ELSEIF CUR_MONTHNUM = 12 then fill "November YEAR minus 5 years"

Fills: YOU_ANYONE

Instructions: IF NUMHOUSE = 1 then fill "you"
ELSE fill "you or anyone in your household"

Fills: P16FillText

Instructions: P16FillText[1] := 'purchased any household linens such as kitchen or bathroom towels, bedding, or tablecloths?'
P16FillText[2] := 'had any expenses for catered events or board?'
P16FillText[3] := 'had any expenses for adult day care?'

Type: Enumerated

Length: 1

Answer List: TYesNo

Value:	Mnemonic:	Description:
1	Yes	Yes
2	No	No

- Don't Know
- Refuse
- Empty

- On Input
- On Output

Store Instructions: Set IntroFlag:

If PCAT = RESPONSE or PCAT = NONRESPONSE THEN:

If P16TIME[PRow] = 6 then set IntroFlag6 = 1

If P16TIME[PRow] = 12 then set IntroFlag12 = 1

If P16TIME[PRow] = 2 then set IntroFlag2 = 1

If P16TIME[PRow] = 5 then set IntroFlag5 = 1

Array:

Skip Instructions: 1: Goto POPSCAT

2,DK,RF: Goto the next appropriate row

Destination Data Set: POP16

Sponsor Field Type: C

Report Section: 20C

Date Implemented (YYYY-MM-DD): February 2025

Field

POPSCAT
NEWBSect20C.tbIPOPGRP16.POPSCAT

Description: CPI Pop Category

Form Pane Label:

SAS Name:

Tag Name:

Inherited Universe:

Universe: PCAT = Yes {1}

Universe Description:

Question Text:

Type: String

Length: 3

Don't Know

Refuse

Empty

On Input

On Output

Store Instructions: If PCAT = Yes {1} then set POPSCAT = P16CAT[PRow]

Array:

Skip Instructions: Goto OTLTCOST

Sponsor Field Type: C

Report Section: 20C

Date Implemented (YYYY-MM-DD): February 2025

OTLTCOST

Field

NEWBSect20C.tbIPOPGRP16.OTLTCOST

Description: Purchase price

Form Pane Label: Cost

SAS Name: OTLTCOST

Tag Name: OTLTCOST

Inherited Universe:

Universe: PCAT = Yes {1}

Universe Description:

Question Text: In the last ^P16Fill1_Cost, how much ^P16Fill2_Cost ^P16FillTextC?

Fills: P16Fill1_Cost

Instructions: IF P16Time[PRow] = 6 then fill 'SIX MONTHS'
ELSEIF P16Time[PRow] = 12 then fill '12 MONTHS'
ELSEIF P16Time[PRow] = 2 then fill 'TWO YEARS'
ELSEIF P16Time[PRow] = 5 then fill 'FIVE YEARS'

Fills: P16Fill2_Cost

Instructions: IF PRow = 2 or 3 then fill 'was ^YR_YRCUS last expense for'
ELSE fill 'did ^YOU_YRCU spend on your last purchase of'

Fills: YR_YRCUS

Instructions: IF NUMHOUSE = 1 then fill "your"
ELSE fill "your household's"

Fills: YOU_YRCU

Instructions: IF NUMHOUSE = 1 then fill "you"
ELSE fill "your household"

Fills: P16FillTextC

Instructions: P16FillTextC[1] := 'household linens such as kitchen or bathroom towels,
bedding, or tablecloths'

P16FillTextC[2] := 'catered events or board'

P16FillTextC[3] := 'adult day care'

Type: Integer

Length: 7

Min: 1

Max: 999999

- Don't Know
- Refuse
- Empty

- On Input
- On Output

Array:

Special Instructions: Display a \$ and comma in the entry field

Skip Instructions: IF OTLTCOST < P16SoftLowerLimit[PRow] or
OTLTCOST > P16SoftUpperLimit[PRow]
then goto ERR1_OTLTCOST

ELSE goto OTLTSTOR

Destination Data Set: POP16

Sponsor Field Type: N

Report Section: 20C

Date Implemented (YYYY-MM-DD): February 2025

ERR1_OTLTCOST

Check

NEWBSect20C.tbIPOPGRP16.ERR1_OTLTCOST

Description: Out of Range Check

Inherited Universe:

Universe: (OTLTCOST < P16SoftLowerLimit[PRow] or OTLTCOST > P16SoftUpperLimit[PRow]) AND OTLTCOST = RESPONSE

Universe Description:

Text: * THE VALUE ENTERED IS UNUSUALLY HIGH OR LOW

PLEASE VERIFY AND, IF CORRECT, ENTER ITEM LEVEL NOTE

Check Instructions: If error is suppressed, then set OTLT_OST = 'A1'

Type: Soft

Skip Instructions: Suppress: Goto OTLTSTOR

All others, go back to OTLTCOST

Field

OTLTSTOR
NEWBSect20C.tblPOPGRP16.OTLTSTOR

Description: Where Purchased

Form Pane Label: Business

SAS Name: OTLTSTOR

Tag Name: OTLTSTOR

Inherited Universe:

Universe: PCAT = Yes {1}

Universe Description:

Question Text: What is the name of the business where ^P16Fill_STOR?

✦ Enter store, website, or company name

Fills: P16Fill_STOR

Instructions: IF PRow = 2 or 3 then fill ''^YOU_YRCU had this expense'';
Else fill ''this was last purchased'';

Fills: YOU_YRCU

Instructions: IF NUMHOUSE = 1 then fill "you"
ELSE fill "your household"

Type: String

Length: 45

Don't Know
 Refuse
 Empty

On Input
 On Output

Array:

Special Instructions: IF uppercase entry contains '.COM' then set OTLTTYPE = 1 and "keep" and "Show"

Skip Instructions: IF uppercase entry does not contain '.COM' and is not a DK or RF then goto OTLTTYPE

ELSE goto the next appropriate row

Destination Data Set: POP16

Sponsor Field Type: C

Report Section: 20C

Date Implemented (YYYY-MM-DD): February 2025

Field

OTLTTYE
NEWBSect20C.tbIPOPGRP16.OTLTTYE

Description: Purchased Online or in person

Form Pane Label: Online

SAS Name: OTLTTYE

Tag Name: OTLTTYE

Inherited Universe:

Universe: (OTLTSTOR = RESPONSE) AND UPPERCASE(OTLTSTOR) does not contain
' .COM'

Universe Description: Business name is not DK, RF or .COM

Question Text: Was this paid for -

Type: Enumerated

Length: 1

Answer List: TOnline

Value:	Mnemonic:	Description:
1	Online	Online?
2	InPerson	In person?
3	MailTel	By mail or telephone order?
4	Other	Other

- Don't Know
- Refuse
- Empty

- On Input
- On Output

Array:

Special Instructions: Answer list descriptions for options 1-3 should be bold black

Skip Instructions: 1,3,4,DK,RF: Goto the next appropriate row

2: Goto OTLTCITY

Destination Data Set: POP16

Sponsor Field Type: C

Report Section: 20C

Date Implemented (YYYY-MM-DD): February 2025

Field

OTLTCITY
NEWBSect20C.tbIPOPGRP16.OTLTCITY

Description: Purchase location - City

Form Pane Label: Location - City

SAS Name: OTLTCITY

Tag Name: OTLTCITY

Inherited Universe:

Universe: OTLTTYPE = InPerson {2}

Universe Description: Purchased in person

Question Text: In what city is ^OTLTSTOR_Fill located?

Fills: OTLTSTOR_Fill

Instructions: Fill entry in OTLTSTOR

Type: String

Length: 45

- Don't Know
- Refuse
- Empty

- On Input
- On Output

Array:

Skip Instructions: Goto OTLTSTE

Destination Data Set: POP16

Sponsor Field Type: C

Report Section: 20C

Date Implemented (YYYY-MM-DD): February 2025

OTLTSTE

Field

NEWBSect20C.tbIPOPGRP16.OTLTSTE

Description: Purchase location - State

Form Pane Label: State

SAS Name: OTLTSTE

Tag Name: OTLTSTE

Inherited Universe:

Universe: OTLTTYPE = InPerson {2}

Universe Description: Purchased in person

Help Screen: H_DESTCODE

Question Text: ? [F1]

In what state is ^OTLTSTOR_Fill located?

✦ Enter the two character state abbreviation

Fills: OTLTSTOR_Fill

Instructions: Fill entry in OTLTSTOR

Type: String

Length: 2

- Don't Know
- Refuse
- Empty

- On Input
- On Output

Array:

Special Instructions: Use answer type TState - STRING[2], display width 4

Skip Instructions: IF entry is not a valid state abbreviation then goto CK_OTLTSTE

ELSE goto the next appropriate row

Destination Data Set: POP16

Sponsor Field Type: C

Report Section: 20C

Date Implemented (YYYY-MM-DD): February 2025

CK_OTLTSTE

Check

NEWBSect20C.tbIPOPGRP16.CK_OTLTSTE

Description: Not a valid state abbreviation

Inherited Universe:

Universe: (OTLTSTE is not a valid state abbreviation) AND OTLTSTE = RESPONSE

Universe Description: State abbreviation entered is not valid

Text: [✦ Not a valid state abbreviation](#)

Check Instructions:

Type: Hard

Skip Instructions: Go back to OTLTSTE

Field

OTLT_OST
NEWBSect20C.tblPOPGRP16.OTLT_OST

Description: Range edit flag

Form Pane Label:

SAS Name: OTLT_OST

Tag Name:

Inherited Universe:

Universe:

Universe Description:

Question Text:

Type: String

Length: 2

Don't Know

Refuse

Empty

On Input

On Output

Array:

Special Instructions: NOTE: See ERR1_OTLTCOST for how to set this field

Valid Values: A1 = Range edit failed (ERR1 check was suppressed)

Blank = Range edit passed

Destination Data Set: POP16

Sponsor Field Type: C

Report Section: 20C

Date Implemented (YYYY-MM-DD): February 2025

Sponsor Edits: FLAG

END_POPGRP16

Field

NEWBSect20C.END_POPGRP16

Description: End of Section 20C - Pop Group 16

Form Pane Label:

SAS Name:

Tag Name:

Inherited Universe:

Universe:

Universe Description:

Question Text:

Type: Classification

Length: 0

- Don't Know
- Refuse
- Empty

- On Input
- On Output

Store Instructions: Set 20C Complete Flag

```
IF Ask_P16[1] = no and Ask_P16[2] = no and  
Ask_P16[3] = no THEN  
  set S20C_Complete = 1
```

```
ELSEIF Ask_P16[3] = yes THEN:
```

```
IF tblPOPGRPP16[3].PCAT = No {2} or  
tblPOPGRP16[3].PCAT = NONRESPONSE or  
tblPOPGRP16[3].OTLTSTOR contains .COM or  
tblPOPGRP16[3].OTLTSTOR = NONRESPONSE or  
tblPOPGRP16[3].OTLTTYPE = OnLine {1} or  
tblPOPGRP16[3].OTLTTYPE = MailTel {3} or  
tblPOPGRP16[3].OTLTTYPE = Other {4} or  
tblPOPGRP16[3].OTLTTYPE = NONRESPONSE or  
tblPOPGRP16[3].OTLTSTE = RESPONSE or  
tblPOPGRP16[3].OTLTSTE = NONRESPONSE then  
  set S20C_Complete = 1
```

```
ELSE set S20C_Complete = 2  
END
```

```
ELSEIF Ask_P16[2] = yes THEN:
```

```
IF tblIPOPGRPP16[2].PCAT = No {2} or  
tblIPOPGRP16[2].PCAT = NONRESPONSE or  
tblIPOPGRP16[2].OTLTSTOR contains .COM or  
tblIPOPGRP16[2].OTLTSTOR = NONRESPONSE or  
tblIPOPGRP16[2].OTLTTYPE = OnLine {1} or  
tblIPOPGRP16[2].OTLTTYPE = MailTel {3} or  
tblIPOPGRP16[2].OTLTTYPE = Other {4} or  
tblIPOPGRP16[2].OTLTTYPE = NONRESPONSE or  
tblIPOPGRP16[2].OTLTSTE = RESPONSE or  
tblIPOPGRP16[2].OTLTSTE = NONRESPONSE then  
    set S20C_Complete = 1  
ELSE set S20C_Complete = 2  
END
```

```
ELSEIF Ask_P16[1] = yes THEN:
```

```
IF tblIPOPGRPP16[1].PCAT = No {2} or  
tblIPOPGRP16[1].PCAT = NONRESPONSE or  
tblIPOPGRP16[1].OTLTSTOR contains .COM or  
tblIPOPGRP16[1].OTLTSTOR = NONRESPONSE or  
tblIPOPGRP16[1].OTLTTYPE = OnLine {1} or  
tblIPOPGRP16[1].OTLTTYPE = MailTel {3} or  
tblIPOPGRP16[1].OTLTTYPE = Other {4} or  
tblIPOPGRP16[1].OTLTTYPE = NONRESPONSE or  
tblIPOPGRP16[1].OTLTSTE = RESPONSE or  
tblIPOPGRP16[1].OTLTSTE = NONRESPONSE then  
    set S20C_Complete = 1  
ELSE set S20C_Complete = 2  
END  
END
```

Array:

Skip Instructions: Exit section 20C and goto the next appropriate section

POP17_AskFlags

Field

NEWBSect20C.POP17_AskFlags

Description: Set PopGrp 17 "Ask" flags

Form Pane Label:

SAS Name:

Tag Name:

Inherited Universe:

Universe:

Universe Description:

Question Text:

Type: Classification

Length: 0

- Don't Know
- Refuse
- Empty

- On Input
- On Output

Store Instructions: Set question eligibility flags

```
IF VAL(RT10.POPGRP) = 17 and  
SECTCOMP[6] = 1 and  
SECTCOMP[8] = 1 and  
SECTCOMP[10] = 1 and  
SECTCOMP[11] = 1 and  
SECTCOMP[15] = 1 and  
SECTCOMP[18] = 1  
THEN:
```

```
IF BSEC6PT.LP6B_Flag[29] = no and  
BSEC6PT.LP6B_Flag[30] = no  
then set Ask_P17[1] = 1  
ENDIF
```

```
IF BSEC6PT.LP6B_Flag[27] = no and  
BSEC6PT.LP6B_Flag[28] = no and  
BSEC6PT.LP6B_Flag[31] = no and
```

BSEC6PT.LP6B_Flag[32] = no and
BSEC6PT.LP6B_Flag[37] = no and
BSect8.LP8A_Flag[4] = no
then set Ask_P17[2] = 1
ENDIF

IF BSEC6PT.LP6A_Flag[1] = no and
BSEC6PT.LP6A_Flag[2] = no
then set Ask_P17[3] = yes
ENDIF

IF BSEC6PT.LP6A_Flag[8] = no
then set Ask_P17[4] = yes
ENDIF

IF BSEC6PT.LP6B_Flag[22] = no and
BSEC6PT.LP6B_Flag[23] = no
then set Ask_P17[5] = yes
ENDIF

IF BSEC6PT.LP6B_Flag[24] = no and
BSEC6PT.LP6B_Flag[25] = no and
BSEC6PT.LP6B_Flag[26] = no
then set Ask_P17[6] = yes
ENDIF

IF BSect15.LP15_Flag[10] = no
then set Ask_P17[7] = yes and
Ask_P17[8] = yes
ENDIF

IF BSECT18.LP18A_Flag[1] = no
then set Ask_P17[9] = yes
ENDIF

IF BSect11.LP11B_Flag[10] = no
then set Ask_P17[10] = yes
ENDIF

IF BSect8.BlkSect08_Furniture.REPFURN = 2
then set Ask_P17[11] = 1
ENDIF

IF BSEC6PT.LP6B_Flag[33] = no and
BSect10.LP10_Flag[4] = no and
BSect10.LP10_Flag[7] = no
then set Ask_P17[12] = 1

ENDIF

IF BSect10.LP10_Flag[2] = no and
BSect10.LP10_Flag[4] = no and
BSect10.LP10_Flag[5] = no
then set Ask_P17[13] = 1
ENDIF

ENDIF
ENDIF

Array:

Field

Ask_P17
NEWBSect20C.Ask_P17

Description: POP Group 17 - Ask flag

Form Pane Label:

SAS Name:

Tag Name:

Inherited Universe:

Universe:

Universe Description:

Question Text:

Type: Enumerated

Length: 1

Answer List: TYesNo

Value:	Mnemonic:	Description:
1	Yes	Yes
2	No	No

- Don't Know
- Refuse
- Empty

- On Input
- On Output

Array:

Number of Elements: 13

Special Instructions: NOTE: Array positions represent the question order.

For example, array position 1 corresponds to the first POP group 17 outlet question (row 1) - TbIPOPGRP17[1].PCAT

Instrument SAS Name: Ask_P17

Report Section: 20C

Date Implemented (YYYY-MM-DD): February 2025

P17CAT

Field

NEWBSect20C.P17CAT

Description: POP Group 17 - CPI POP Category

Form Pane Label:

SAS Name:

Tag Name:

Inherited Universe:

Universe:

Universe Description:

Question Text:

Type: String

Length: 3

- Don't Know
- Refuse
- Empty

- On Input
- On Output

Store Instructions: P17CAT[1] := R16
P17CAT[2] := R15
P17CAT[3] := H19
P17CAT[4] := H18
P17CAT[5] := R03
P17CAT[6] := R06
P17CAT[7] := E01
P17CAT[8] := E02
P17CAT[9] := A01
P17CAT[10] := T10
P17CAT[11] := H39
P17CAT[12] := R12
P17CAT[13] := R13

Array:

Number of Elements: 13

Special Instructions: NOTE: These should be in the order they are to be asked.

Report Section: 20C

Date Implemented (YYYY-MM-DD): February 2025

P17Time

Field

NEWBSect20C.P17Time

Description: POP Group 17 - Time Reference

Form Pane Label:

SAS Name:

Tag Name:

Inherited Universe:

Universe:

Universe Description:

Question Text:

Type: Integer

Length: 2

Min: 1

Max: 12

- Don't Know
- Refuse
- Empty

- On Input
- On Output

Store Instructions: P17Time[1] := 6
P17Time[2] := 6
P17Time[3] := 12
P17Time[4] := 12
P17Time[5] := 12
P17Time[6] := 12
P17Time[7] := 12
P17Time[8] := 12
P17Time[9] := 12
P17Time[10] := 2
P17Time[11] := 5
P17Time[12] := 5
P17Time[13] := 5

Array:

Number of Elements: 13

Special Instructions: NOTE: 6 = six months
12 = twelve months
2 = two years
5 = five years

Report Section: 20C

Date Implemented (YYYY-MM-DD): February 2025

P17SoftLowerLimit

Field

NEWBSect20C.P17SoftLowerLimit

Description: Lower ranges for ERR1_OTLTCOST

Form Pane Label:

SAS Name:

Tag Name:

Inherited Universe:

Universe:

Universe Description:

Question Text:

Type: Integer

Length: 8

Min: 0

Max: 99999999

- Don't Know
- Refuse
- Empty

- On Input
- On Output

Store Instructions: P17SoftLowerLimit[1] := 5
P17SoftLowerLimit[2] := 5
P17SoftLowerLimit[3] := 20
P17SoftLowerLimit[4] := 41
P17SoftLowerLimit[5] := 25
P17SoftLowerLimit[6] := 5
P17SoftLowerLimit[7] := 9
P17SoftLowerLimit[8] := 9
P17SoftLowerLimit[9] := 1
P17SoftLowerLimit[10] := 5
P17SoftLowerLimit[11] := 5
P17SoftLowerLimit[12] := 40
P17SoftLowerLimit[13] := 200

Array:

Number of Elements: 13

Report Section: 20C

Date Implemented (YYYY-MM-DD): February 2025

P17SoftUpperLimit

Field

NEWBSect20C.P17SoftUpperLimit

Description: Upper ranges for ERR1_OTLTCOST

Form Pane Label:

SAS Name:

Tag Name:

Inherited Universe:

Universe:

Universe Description:

Question Text:

Type: Integer

Length: 8

Min: 0

Max: 99999999

- Don't Know
- Refuse
- Empty

- On Input
- On Output

Store Instructions: P17SoftUpperLimit[1] := 5999
P17SoftUpperLimit[2] := 3500
P17SoftUpperLimit[3] := 2999
P17SoftUpperLimit[4] := 2999
P17SoftUpperLimit[5] := 2800
P17SoftUpperLimit[6] := 1590
P17SoftUpperLimit[7] := 750
P17SoftUpperLimit[8] := 750
P17SoftUpperLimit[9] := 3499
P17SoftUpperLimit[10] := 3000
P17SoftUpperLimit[11] := 1900
P17SoftUpperLimit[12] := 99999
P17SoftUpperLimit[13] := 127500

Array:

Number of Elements: 13

Report Section: 20C

Date Implemented (YYYY-MM-DD): February 2025

PGRP17_INTRO

Field

NEWBSect20C.PGRP17_INTRO

Description: Introduction

Form Pane Label: Intro

SAS Name:

Tag Name: PGRP17_INTRO

Inherited Universe:

Universe: P17[1] = yes OR P17[2] = yes OR P17[3] = yes OR P17[4] = yes OR
P17[5] = yes OR P17[6] = yes OR P17[7] = yes OR P17[8] = yes OR
P17[9] = yes OR P17[10] = yes OR P17[11] = yes OR P17[12] = yes OR
P17[13] = yes

Universe Description:

Question Text: The next few questions are about expenses made by ^YOU_ANYONE during the last five years, that is, as far back as ^FiveYearsAgo We have used the responses that you've already given us to shorten this part of the interview, so I'll only be asking you about expenses that you told me that you did not have in the last three months.

Fills: YOU_ANYONE

Instructions: IF NUMHOUSE = 1 then fill "you"
ELSE fill "you or anyone in your household"

Fills: FiveYearsAgo

Instructions: IF CUR_MONTHNUM = 01 then fill "December YEAR minus 6 years"
ELSEIF CUR_MONTHNUM = 02 then fill "January YEAR minus 5 years"
ELSEIF CUR_MONTHNUM = 03 then fill "February YEAR minus 5 years"
ELSEIF CUR_MONTHNUM = 04 then fill "March YEAR minus 5 years"
ELSEIF CUR_MONTHNUM = 05 then fill "April YEAR minus 5 years"
ELSEIF CUR_MONTHNUM = 06 then fill "May YEAR minus 5 years"
ELSEIF CUR_MONTHNUM = 07 then fill "June YEAR minus 5 years"
ELSEIF CUR_MONTHNUM = 08 then fill "July YEAR minus 5 years"
ELSEIF CUR_MONTHNUM = 09 then fill "August YEAR minus 5 years"
ELSEIF CUR_MONTHNUM = 10 then fill "September YEAR minus 5 years"
ELSEIF CUR_MONTHNUM = 11 then fill "October YEAR minus 5 years"
ELSEIF CUR_MONTHNUM = 12 then fill "November YEAR minus 5 years"

Type: Enumerated

Length: 1

Answer List: TContinue

Value:	Mnemonic:	Description:
1	Continue	Enter 1 to Continue

- Don't Know
- Refuse
- Empty

- On Input
- On Output

Array:

Skip Instructions: Goto tbIPOPGRP17

Sponsor Field Type: N

Report Section: 20C

Date Implemented (YYYY-MM-DD): April 2019

tbIPOPGRP17

Block

NEWBSect20C.tbIPOPGRP17

Description: Extended Recall Questions for Pop Group 17

Tab Name:

Fly Over Name:

Universe Type: If

Inherited Universe:

Universe: PGRP17_INTRO = Continue

Universe Description:

Array:

Block Instructions: Allow 13 rows

Field

PRow
NEWBSect20C.tbIPOPGRP17.PRow

Description: Row Number - DO NOT DISPLAY

Form Pane Label:

SAS Name:

Tag Name:

Inherited Universe:

Universe:

Universe Description:

Question Text:

Type: Integer

Length: 2

Min: 1

Max: 13

- Don't Know
- Refuse
- Empty

- On Input
- On Output

Store Instructions: Set PRow = row number starting with 1

Array:

Report Section: 20C

Date Implemented (YYYY-MM-DD): February 2025

PCATDesc

Field

NEWBSect20C.tbIPOPGRP17.PCATDesc

Description: Item Description - SHOW field

Form Pane Label: Description

SAS Name:

Tag Name:

Inherited Universe:

Universe:

Universe Description:

Question Text: SHOW ONLY

Type: String

Length: 30

Don't Know

Refuse

Empty

On Input

On Output

Store Instructions: Set Description as follows:

For Row 1 set Description = 'Hunt/Fish/Camp Eq'

For Row 2 set Description = 'Sports Equipment'

For Row 3 set Description = 'Ovens or Stoves'

For Row 4 set Description = 'Washer or Dryer'

For Row 5 set Description = 'DVD Players'

For Row 6 set Description = 'Audio Equipment'

For Row 7 set Description = 'College Books'

For Row 8 set Description = 'Grade School Books'

For Row 9 set Description = 'Men's Suits'

For Row 10 set Description = 'Body Work'

For Row 11 set Description = 'Furniture Repair'

For Row 12 set Description = 'Motors/Sport Vehicles'

For Row 13 set Description = 'Boats/Campers'

Array:

Report Section: 20C

Date Implemented (YYYY-MM-DD): February 2025

PCAT

Field

NEWBSect20C.tbIPOPGRP17.PCAT

Description: Outlet Screener Question

Form Pane Label: Item

SAS Name: PCAT

Tag Name: PCAT

Inherited Universe:

Universe: (Ask_P17[1] = yes AND PRow = 1) OR (Ask_P17[2] = yes AND PRow = 2) OR
(Ask_P17[3] = yes AND PRow = 3) OR (Ask_P17[4] = yes AND PRow = 4) OR
(Ask_P17[5] = yes AND PRow = 5) OR (Ask_P17[6] = yes AND PRow = 6) OR
(Ask_P17[7] = yes AND PRow = 7) OR (Ask_P17[8] = yes AND PRow = 8) OR
(Ask_P17[9] = yes AND PRow = 9) OR (Ask_P17[10] = yes AND PRow = 10) OR
(Ask_P17[11] = yes AND PRow = 11) OR (Ask_P17[12] = yes AND PRow = 12) OR
(Ask_P17[13] = yes AND PRow = 13)

Universe Description:

Question Text: ^P17CATIntro_Fill have ^YOU_ANYONE ^P17FillText

Fills: P17CATIntro_Fill

Instructions: IF P17Time[Prow] = 6 and IntroFlag6 = EMPTY then
fill "Now, please think about the last six months, since the first of
^SixMonthsAgo"
ELSEIF P17Time[Prow] = 6 fill "In the last SIX MONTHS,"

IF P17Time[Prow] = 12 and IntroFlag12 = EMPTY then
fill "Now, please think about the last twelve months, since the first of
^TwelveMonthsAgo"
ELSEIF P17Time[Prow] = 12 fill "In the last TWELVE MONTHS,"

IF P17Time[Prow] = 2 and IntroFlag2 = EMPTY then
fill "Now, please think about the last two years, since the first of
^TwoYearsAgo"
ELSEIF P17Time[Prow] = 2 fill "In the last TWO YEARS,"

IF P17Time[Prow] = 5 and IntroFlag5 = EMPTY then
fill "Now, please think about the last five years, since the first of
^FiveYearsAgo"
ELSEIF P17Time[Prow] = 5 fill "In the last FIVE YEARS,"

Fills: SixMonthsAgo

Instructions: IF CUR_MONTHNUM = 01 then fill "July YEAR minus 1 year"
ELSEIF CUR_MONTHNUM = 02 then fill "August YEAR minus 1 year"
ELSEIF CUR_MONTHNUM = 03 then fill "September YEAR minus 1 year"
ELSEIF CUR_MONTHNUM = 04 then fill "October YEAR minus 1 year"
ELSEIF CUR_MONTHNUM = 05 then fill "November YEAR minus 1 year"
ELSEIF CUR_MONTHNUM = 06 then fill "December YEAR minus 1 year"
ELSEIF CUR_MONTHNUM = 07 then fill "January YEAR"
ELSEIF CUR_MONTHNUM = 08 then fill "February YEAR"
ELSEIF CUR_MONTHNUM = 09 then fill "March YEAR"
ELSEIF CUR_MONTHNUM = 10 then fill "April YEAR"
ELSEIF CUR_MONTHNUM = 11 then fill "May YEAR"
ELSEIF CUR_MONTHNUM = 12 then fill "June YEAR"

Fills: TwelveMonthsAgo

Instructions: IF CUR_MONTHNUM = 01 then fill "December YEAR minus 2 years"
ELSEIF CUR_MONTHNUM = 02 then fill "January YEAR minus 1 year"
ELSEIF CUR_MONTHNUM = 03 then fill "February YEAR minus 1 year"
ELSEIF CUR_MONTHNUM = 04 then fill "March YEAR minus 1 year"
ELSEIF CUR_MONTHNUM = 05 then fill "April YEAR minus 1 year"
ELSEIF CUR_MONTHNUM = 06 then fill "May YEAR minus 1 year"
ELSEIF CUR_MONTHNUM = 07 then fill "June YEAR minus 1 year"
ELSEIF CUR_MONTHNUM = 08 then fill "July YEAR minus 1 year"
ELSEIF CUR_MONTHNUM = 09 then fill "August YEAR minus 1 year"
ELSEIF CUR_MONTHNUM = 10 then fill "September YEAR minus 1 year"
ELSEIF CUR_MONTHNUM = 11 then fill "October YEAR minus 1 year"
ELSEIF CUR_MONTHNUM = 12 then fill "November YEAR minus 1 year"

Fills: TwoYearsAgo

Instructions: IF CUR_MONTHNUM = 01 then fill "December YEAR minus 3 years"
ELSEIF CUR_MONTHNUM = 02 then fill "January YEAR minus 2 years"
ELSEIF CUR_MONTHNUM = 03 then fill "February YEAR minus 2 years"
ELSEIF CUR_MONTHNUM = 04 then fill "March YEAR minus 2 years"
ELSEIF CUR_MONTHNUM = 05 then fill "April YEAR minus 2 years"
ELSEIF CUR_MONTHNUM = 06 then fill "May YEAR minus 2 years"
ELSEIF CUR_MONTHNUM = 07 then fill "June YEAR minus 2 years"
ELSEIF CUR_MONTHNUM = 08 then fill "July YEAR minus 2 years"
ELSEIF CUR_MONTHNUM = 09 then fill "August YEAR minus 2 years"
ELSEIF CUR_MONTHNUM = 10 then fill "September YEAR minus 2 years"
ELSEIF CUR_MONTHNUM = 11 then fill "October YEAR minus 2 years"
ELSEIF CUR_MONTHNUM = 12 then fill "November YEAR minus 2 years"

Fills: FiveYearsAgo

Instructions: IF CUR_MONTHNUM = 01 then fill "December YEAR minus 6 years"
ELSEIF CUR_MONTHNUM = 02 then fill "January YEAR minus 5 years"
ELSEIF CUR_MONTHNUM = 03 then fill "February YEAR minus 5 years"
ELSEIF CUR_MONTHNUM = 04 then fill "March YEAR minus 5 years"

ELSEIF CUR_MONTHNUM = 05 then fill "April YEAR minus 5 years"
ELSEIF CUR_MONTHNUM = 06 then fill "May YEAR minus 5 years"
ELSEIF CUR_MONTHNUM = 07 then fill "June YEAR minus 5 years"
ELSEIF CUR_MONTHNUM = 08 then fill "July YEAR minus 5 years"
ELSEIF CUR_MONTHNUM = 09 then fill "August YEAR minus 5 years"
ELSEIF CUR_MONTHNUM = 10 then fill "September YEAR minus 5 years"
ELSEIF CUR_MONTHNUM = 11 then fill "October YEAR minus 5 years"
ELSEIF CUR_MONTHNUM = 12 then fill "November YEAR minus 5 years"

Fills: YOU_ANYONE

Instructions: IF NUMHOUSE = 1 then fill "you"
ELSE fill "you or anyone in your household"

Fills: P17FillText

Instructions: P17FillText[1] := 'purchased any hunting, fishing, or camping equipment?'

P17FillText[2] := 'purchased any sport, recreation, or health and exercise equipment?'

P17FillText[3] := 'purchased any stoves, ovens, or microwave ovens?'

P17FillText[4] := 'purchased any washers or dryers?'

P17FillText[5] := 'purchased any DVD players, camcorders, or other video equipment?'

P17FillText[6] := 'purchased any audio equipment for automobiles or home?'

P17FillText[7] := 'purchased any college or university textbooks?'

P17FillText[8] := 'purchased any textbooks for elementary through high school?'

P17FillText[9] := 'purchased any men's suits or blazers?'

P17FillText[10] := 'had any expenses for motor vehicle body work or paint?'

P17FillText[11] := 'had any expenses for repairing, refinishing, or reupholstering furniture?

Do not include expenses for repairs you did yourself.'

P17FillText[12] := 'purchased any outboard motors or powered sports vehicles?'

P17FillText[13] := 'purchased any unpowered boats, trailers, or towable campers?'

Type: Enumerated
Length: 1

Answer List: TYesNo

Value:	Mnemonic:	Description:
1	Yes	Yes
2	No	No

- Don't Know
- Refuse
- Empty

- On Input
- On Output

Store Instructions: Set IntroFlag:

IF PCAT = RESPONSE or PCAT = NONRESPONSE THEN:

IF P17TIME[PRow] = 6 then set IntroFlag6 = 1

IF P17TIME[PRow] = 12 then set IntroFlag12 = 1

IF P17TIME[PRow] = 2 then set IntroFlag2 = 1

IF P17TIME[PRow] = 5 then set IntroFlag5 = 1

Array:

Skip Instructions: 1: Goto POPSCAT

2,DK,RF: Goto the next appropriate row

Sponsor Field Type: C

Report Section: 20C

Date Implemented (YYYY-MM-DD): February 2025

POPSCAT

Field

NEWBSect20C.tbIPOPGRP17.POPSCAT

Description: CPI Pop Category

Form Pane Label:

SAS Name:

Tag Name:

Inherited Universe:

Universe: PCAT = Yes {1}

Universe Description:

Question Text:

Type: String

Length: 3

- Don't Know
- Refuse
- Empty

- On Input
- On Output

Store Instructions: If PCAT = Yes {1} then set POPSCAT = P17CAT[PRow]

Array:

Skip Instructions: Goto OTLTCOST

Sponsor Field Type: C

Report Section: 20C

Date Implemented (YYYY-MM-DD): February 2025

Field

OTLTCOST
NEWBSect20C.tblPOPGRP17.OTLTCOST

Description: Purchase price

Form Pane Label: Cost

SAS Name: OTLTCOST

Tag Name: OTLTCOST

Inherited Universe:

Universe: PCAT = Yes {1}

Universe Description:

Question Text: In the last ^P17Fill1_Cost, how much ^P17Fill2_Cost ^P17FillTextC?

Fills: P17Fill1_Cost

Instructions: IF P17Time[PRow] = 6 then fill 'SIX MONTHS'
ELSEIF P17Time[PRow] = 12 then fill '12 MONTHS'
ELSEIF P17Time[PRow] = 2 then fill 'TWO YEARS'
ELSEIF P17Time[PRow] = 5 then fill 'FIVE YEARS'

Fills: P17Fill2_Cost

Instructions: IF PRow = 10 or 11 then fill ''was ^YR_YRCUS last expense for'
ELSE fill ''did ^YOU_YRCU spend on your last purchase of'

Fills: YR_YRCUS

Instructions: IF NUMHOUSE = 1 then fill "your"
ELSE fill "your household's"

Fills: YOU_YRCU

Instructions: IF NUMHOUSE = 1 then fill "you"
ELSE fill "your household"

Fills: P17FillTextC

Instructions: P17FillTextC[1] := 'hunting, fishing, or camping equipment'

P17FillTextC[2] := 'sport, recreation, or health and exercise equipment'

P17FillTextC[3] := 'stoves, ovens, or microwave ovens'

P17FillTextC[4] := 'washers or dryers'

P17FillTextC[5] := 'DVD players, camcorders, or other video equipment'

P17FillTextC[6] := 'audio equipment for automobiles or home'

P17FillTextC[7] := 'college or university textbooks'

P17FillTextC[8] := 'textbooks for elementary through high school'

P17FillTextC[9] := 'men's suits or blazers'

P17FillTextC[10] := 'motor vehicle body work or paint'

P17FillTextC[11] := 'repairing, refinishing, or reupholstering furniture'

P17FillTextC[12] := 'outboard motors or powered sports vehicles'

P17FillTextC[13] := 'unpowered boats, trailers, or towable campers'

Type: Integer
Length: 7

Min: 1
Max: 999999

Don't Know
 Refuse
 Empty

On Input
 On Output

Array:

Special Instructions: Display a \$ and comma in the entry field

Skip Instructions: IF OTLTCOST < P17SoftLowerLimit[PRow] or
OTLTCOST > P17SoftUpperLimit[PRow]
then goto ERR1_OTLTCOST

ELSE goto OTLTSTOR

Sponsor Field Type: N

Report Section: 20C

Date Implemented (YYYY-MM-DD): February 2025

Check

ERR1_OTLTCOST
NEWBSect20C.tbIPOPGRP17.ERR1_OTLTCOST

Description: Out of Range Check

Inherited Universe:

Universe: (OTLTCOST < P17SoftLowerLimit[PRow] or OTLTCOST > P17SoftUpperLimit[PRow]) AND OTLTCOST = RESPONSE

Universe Description:

Text: * THE VALUE ENTERED IS UNUSUALLY HIGH OR LOW

PLEASE VERIFY AND, IF CORRECT, ENTER ITEM LEVEL NOTE

Check Instructions: If error is suppressed, then set OTLT_OST = 'A1'

Type: Soft

Skip Instructions: Suppress: Goto OTLTSTOR

All others, go back to OTLTCOST

OTLTSTOR

Field

NEWBSect20C.tbIPOPGRP17.OTLTSTOR

Description: Where Purchased

Form Pane Label: Business

SAS Name: OTLTSTOR

Tag Name: OTLTSTOR

Inherited Universe:

Universe: PCAT = Yes {1}

Universe Description:

Question Text: What is the name of the business where ^P17Fill_STOR?

✦ Enter store, website, or company name

Fills: P17Fill_STOR

Instructions: IF PRow = 10 or 11 then fill ''^YOU_YRCU had this expense';
ELSE fill ''this was last purchased';

Fills: YOU_YRCU

Instructions: IF NUMHOUSE = 1 then fill "you"
ELSE fill "your household"

Type: String

Length: 45

Don't Know
 Refuse
 Empty

On Input
 On Output

Array:

Special Instructions: IF uppercase entry contains '.COM' then set OTLTTYPE = 1 and "keep" and "Show"

Skip Instructions: IF uppercase entry does not contain '.COM' and is not a DK or RF then goto
OTLTTYPE

ELSE goto the next appropriate row

Sponsor Field Type: C

Report Section: 20C

Date Implemented (YYYY-MM-DD): February 2025

OTLTTYPE

Field

NEWBSect20C.tbIPOPGRP17.OTLTTYPE

Description: Purchased Online or in person

Form Pane Label: Online

SAS Name: OTLTTYPE

Tag Name: OTLTTYPE

Inherited Universe:

Universe: (OTLTSTOR = RESPONSE) AND UPPERCASE(OTLTSTOR) does not contain '.COM'

Universe Description: Business name is not DK, RF or .COM

Question Text: Was this paid for -

Type: Enumerated

Length: 1

Answer List: TOnline

Value:	Mnemonic:	Description:
1	Online	Online?
2	InPerson	In person?
3	MailTel	By mail or telephone order?
4	Other	Other

- Don't Know
- Refuse
- Empty

- On Input
- On Output

Array:

Special Instructions: Answer list descriptions for options 1-3 should be bold black

Skip Instructions: 1,3,4,DK,RF: Goto the next appropriate row

2: Goto OTLTCITY

Sponsor Field Type: C

Report Section: 20C

Date Implemented (YYYY-MM-DD): February 2025

OTLTCITY

Field

NEWBSect20C.tbIPOPGRP17.OTLTCITY

Description: Purchase location - City

Form Pane Label: Location - City

SAS Name: OTLTCITY

Tag Name: OTLTCITY

Inherited Universe:

Universe: OTLTTYPE = InPerson {2}

Universe Description: Purchased in person

Question Text: In what city is ^OTLTSTOR_Fill located?

Fills: OTLTSTOR_Fill

Instructions: Fill entry in OTLTSTOR

Type: String

Length: 45

- Don't Know
- Refuse
- Empty

- On Input
- On Output

Array:

Skip Instructions: Goto OTLTSTE

Sponsor Field Type: C

Report Section: 20C

Date Implemented (YYYY-MM-DD): February 2025

Field

OTLTSTE
NEWBSect20C.tbIPOPGRP17.OTLTSTE

Description: Purchase location - State

Form Pane Label: State

SAS Name: OTLTSTE

Tag Name: OTLTSTE

Inherited Universe:

Universe: OTLTTYPE = InPerson {2}

Universe Description: Purchased in person

Help Screen: H_DESTCODE

Question Text: ? [F1]

In what state is ^OTLTSTOR_Fill located?

✦ [Enter the two character state abbreviation](#)

Fills: OTLTSTOR_Fill

Instructions: Fill entry in OTLTSTOR

Type: String

Length: 2

Don't Know
 Refuse
 Empty

On Input
 On Output

Array:

Special Instructions: Use answer type TState - STRING[2], display width 4

Skip Instructions: IF entry is not a valid state abbreviation then goto CK_OTLTSTE

ELSE goto the next appropriate row

Sponsor Field Type: C

Report Section: 20C

Date Implemented (YYYY-MM-DD): February 2025

Check

CK_OTLTSTE
NEWBSect20C.tblPOPGRP17.CK_OTLTSTE

Description: Not a valid state abbreviation

Inherited Universe:

Universe: (OTLTSTE is not a valid state abbreviation) AND OTLTSTE = RESPONSE

Universe Description: State abbreviation entered is not valid

Text: * [Not a valid state abbreviation](#)

Check Instructions:

Type: Hard

Skip Instructions: Go back to OTLTSTE

OTLT_OST

Field

NEWBSect20C.tbIPOPGRP17.OTLT_OST

Description: Range edit flag

Form Pane Label:

SAS Name: OTLT_OST

Tag Name:

Inherited Universe:

Universe:

Universe Description:

Question Text:

Type: String

Length: 2

- Don't Know
- Refuse
- Empty

- On Input
- On Output

Array:

Special Instructions: NOTE: See ERR1_OTLTCOST for how to set this field

Valid Values: A1 = Range edit failed (ERR1 check was suppressed)
Blank = Range edit passed

Sponsor Field Type: C

Report Section: 20C

Date Implemented (YYYY-MM-DD): February 2025

Sponsor Edits: FLAG

Field

END_POPGRP17
NEWBSect20C.END_POPGRP17

Description: End of Section 20C - Pop Group 17

Form Pane Label:

SAS Name:

Tag Name:

Inherited Universe:

Universe:

Universe Description:

Question Text:

Type: Classification

Length: 0

- Don't Know
- Refuse
- Empty

- On Input
- On Output

Store Instructions: Set 20C Complete Flag

```
IF Ask_P17[1] = no and Ask_P17[2] = no and
  Ask_P17[3] = no and Ask_P17[4] = no and
  Ask_P17[5] = no and Ask_P17[6] = no and
  Ask_P17[7] = no and Ask_P17[8] = no and
  Ask_P17[9] = no and Ask_P17[10] = no and
  Ask_P17[11] = no and Ask_P17[12] = no and
  Ask_P17[13] = no THEN
  set S20C_Complete = 1
```

ELSEIF Ask_P17[13] = yes THEN:

```
IF tblPOPGRP17[13].PCAT = No {2} or
  tblPOPGRP17[13].PCAT = NONRESPONSE or
  tblPOPGRP17[13].OTLTSTOR contains .COM or
  tblPOPGRP17[13].OTLTSTOR = NONRESPONSE or
  tblPOPGRP17[13].OTLTTYPE = OnLine {1} or
  tblPOPGRP17[13].OTLTTYPE = MailTel {3} or
  tblPOPGRP17[13].OTLTTYPE = Other {4} or
```

```
tbIPOPGRP17[13].OTLTTYPE = NONRESPONSE or  
tbIPOPGRP17[13].OTLTSTE = RESPONSE or  
tbIPOPGRP17[13].OTLTSTE = NONRESPONSE then  
    set S20C_Complete = 1  
ELSE set S20C_Complete = 2  
END
```

ELSEIF Ask_P17[12] = yes THEN:

```
IF tbIPOPGRP17[12].PCAT = No {2} or  
tbIPOPGRP17[12].PCAT = NONRESPONSE or  
tbIPOPGRP17[12].OTLTSTOR contains .COM or  
tbIPOPGRP17[12].OTLTSTOR = NONRESPONSE or  
tbIPOPGRP17[12].OTLTTYPE = OnLine {1} or  
tbIPOPGRP17[12].OTLTTYPE = MailTel {3} or  
tbIPOPGRP17[12].OTLTTYPE = Other {4} or  
tbIPOPGRP17[12].OTLTTYPE = NONRESPONSE or  
tbIPOPGRP17[12].OTLTSTE = RESPONSE or  
tbIPOPGRP17[12].OTLTSTE = NONRESPONSE then  
    set S20C_Complete = 1  
ELSE set S20C_Complete = 2  
END
```

ELSEIF Ask_P17[11] = yes THEN:

```
IF tbIPOPGRP17[11].PCAT = No {2} or  
tbIPOPGRP17[11].PCAT = NONRESPONSE or  
tbIPOPGRP17[11].OTLTSTOR contains .COM or  
tbIPOPGRP17[11].OTLTSTOR = NONRESPONSE or  
tbIPOPGRP17[11].OTLTTYPE = OnLine {1} or  
tbIPOPGRP17[11].OTLTTYPE = MailTel {3} or  
tbIPOPGRP17[11].OTLTTYPE = Other {4} or  
tbIPOPGRP17[11].OTLTTYPE = NONRESPONSE or  
tbIPOPGRP17[11].OTLTSTE = RESPONSE or  
tbIPOPGRP17[11].OTLTSTE = NONRESPONSE then  
    set S20C_Complete = 1  
ELSE set S20C_Complete = 2  
END
```

ELSEIF Ask_P17[10] = yes THEN:

```
IF tbIPOPGRP17[10].PCAT = No {2} or  
tbIPOPGRP17[10].PCAT = NONRESPONSE or  
tbIPOPGRP17[10].OTLTSTOR contains .COM or  
tbIPOPGRP17[10].OTLTSTOR = NONRESPONSE or  
tbIPOPGRP17[10].OTLTTYPE = OnLine {1} or  
tbIPOPGRP17[10].OTLTTYPE = MailTel {3} or  
tbIPOPGRP17[10].OTLTTYPE = Other {4} or  
tbIPOPGRP17[10].OTLTTYPE = NONRESPONSE or  
tbIPOPGRP17[10].OTLTSTE = RESPONSE or
```

```
        tbIPOPGRP17[10].OTLTSTE = NONRESPONSE then
            set S20C_Complete = 1
        ELSE set S20C_Complete = 2
    END

ELSEIF Ask_P17[9] = yes THEN:
    IF tbIPOPGRP17[9].PCAT = No {2} or
        tbIPOPGRP17[9].PCAT = NONRESPONSE or
        tbIPOPGRP17[9].OTLTSTOR contains .COM or
        tbIPOPGRP17[9].OTLTSTOR = NONRESPONSE or
        tbIPOPGRP17[9].OTLTTYPE = OnLine {1} or
        tbIPOPGRP17[9].OTLTTYPE = MailTel {3} or
        tbIPOPGRP17[9].OTLTTYPE = Other {4} or
        tbIPOPGRP17[9].OTLTTYPE = NONRESPONSE or
        tbIPOPGRP17[9].OTLTSTE = RESPONSE or
        tbIPOPGRP17[9].OTLTSTE = NONRESPONSE then
            set S20C_Complete = 1
        ELSE set S20C_Complete = 2
    END

ELSEIF Ask_P17[8] = yes THEN:
    IF tbIPOPGRP17[8].PCAT = No {2} or
        tbIPOPGRP17[8].PCAT = NONRESPONSE or
        tbIPOPGRP17[8].OTLTSTOR contains .COM or
        tbIPOPGRP17[8].OTLTSTOR = NONRESPONSE or
        tbIPOPGRP17[8].OTLTTYPE = OnLine {1} or
        tbIPOPGRP17[8].OTLTTYPE = MailTel {3} or
        tbIPOPGRP17[8].OTLTTYPE = Other {4} or
        tbIPOPGRP17[8].OTLTTYPE = NONRESPONSE or
        tbIPOPGRP17[8].OTLTSTE = RESPONSE or
        tbIPOPGRP17[8].OTLTSTE = NONRESPONSE then
            set S20C_Complete = 1
        ELSE set S20C_Complete = 2
    END

ELSEIF Ask_P17[7] = yes THEN:
    IF tbIPOPGRP17[7].PCAT = No {2} or
        tbIPOPGRP17[7].PCAT = NONRESPONSE or
        tbIPOPGRP17[7].OTLTSTOR contains .COM or
        tbIPOPGRP17[7].OTLTSTOR = NONRESPONSE or
        tbIPOPGRP17[7].OTLTTYPE = OnLine {1} or
        tbIPOPGRP17[7].OTLTTYPE = MailTel {3} or
        tbIPOPGRP17[7].OTLTTYPE = Other {4} or
        tbIPOPGRP17[7].OTLTTYPE = NONRESPONSE or
        tbIPOPGRP17[7].OTLTSTE = RESPONSE or
        tbIPOPGRP17[7].OTLTSTE = NONRESPONSE then
            set S20C_Complete = 1
```

```
ELSE set S20C_Complete = 2
END
```

```
ELSEIF Ask_P17[6] = yes THEN:
  IF tbIPOPGRP17[6].PCAT = No {2} or
    tbIPOPGRP17[6].PCAT = NONRESPONSE or
    tbIPOPGRP17[6].OTLTSTOR contains .COM or
    tbIPOPGRP17[6].OTLTSTOR = NONRESPONSE or
    tbIPOPGRP17[6].OTLTTYPE = OnLine {1} or
    tbIPOPGRP17[6].OTLTTYPE = MailTel {3} or
    tbIPOPGRP17[6].OTLTTYPE = Other {4} or
    tbIPOPGRP17[6].OTLTTYPE = NONRESPONSE or
    tbIPOPGRP17[6].OTLTSTE = RESPONSE or
    tbIPOPGRP17[6].OTLTSTE = NONRESPONSE then
    set S20C_Complete = 1
  ELSE set S20C_Complete = 2
END
```

```
ELSEIF Ask_P17[5] = yes THEN:
  IF tbIPOPGRP17[5].PCAT = No {2} or
    tbIPOPGRP17[5].PCAT = NONRESPONSE or
    tbIPOPGRP17[5].OTLTSTOR contains .COM or
    tbIPOPGRP17[5].OTLTSTOR = NONRESPONSE or
    tbIPOPGRP17[5].OTLTTYPE = OnLine {1} or
    tbIPOPGRP17[5].OTLTTYPE = MailTel {3} or
    tbIPOPGRP17[5].OTLTTYPE = Other {4} or
    tbIPOPGRP17[5].OTLTTYPE = NONRESPONSE or
    tbIPOPGRP17[5].OTLTSTE = RESPONSE or
    tbIPOPGRP17[5].OTLTSTE = NONRESPONSE then
    set S20C_Complete = 1
  ELSE set S20C_Complete = 2
END
```

```
ELSEIF Ask_P17[4] = yes THEN:
  IF tbIPOPGRP17[4].PCAT = No {2} or
    tbIPOPGRP17[4].PCAT = NONRESPONSE or
    tbIPOPGRP17[4].OTLTSTOR contains .COM or
    tbIPOPGRP17[4].OTLTSTOR = NONRESPONSE or
    tbIPOPGRP17[4].OTLTTYPE = OnLine {1} or
    tbIPOPGRP17[4].OTLTTYPE = MailTel {3} or
    tbIPOPGRP17[4].OTLTTYPE = Other {4} or
    tbIPOPGRP17[4].OTLTTYPE = NONRESPONSE or
    tbIPOPGRP17[4].OTLTSTE = RESPONSE or
    tbIPOPGRP17[4].OTLTSTE = NONRESPONSE then
    set S20C_Complete = 1
  ELSE set S20C_Complete = 2
END
```

```
ELSEIF Ask_P17[3] = yes THEN:  
  IF tbIPOPGRP17[3].PCAT = No {2} or  
    tbIPOPGRP17[3].PCAT = NONRESPONSE or  
    tbIPOPGRP17[3].OTLTSTOR contains .COM or  
    tbIPOPGRP17[3].OTLTSTOR = NONRESPONSE or  
    tbIPOPGRP17[3].OTLTTYPE = OnLine {1} or  
    tbIPOPGRP17[3].OTLTTYPE = MailTel {3} or  
    tbIPOPGRP17[3].OTLTTYPE = Other {4} or  
    tbIPOPGRP17[3].OTLTTYPE = NONRESPONSE or  
    tbIPOPGRP17[3].OTLTSTE = RESPONSE or  
    tbIPOPGRP17[3].OTLTSTE = NONRESPONSE then  
    set S20C_Complete = 1  
  ELSE set S20C_Complete = 2  
END
```

```
ELSEIF Ask_P17[2] = yes THEN:  
  IF tbIPOPGRP17[2].PCAT = No {2} or  
    tbIPOPGRP17[2].PCAT = NONRESPONSE or  
    tbIPOPGRP17[2].OTLTSTOR contains .COM or  
    tbIPOPGRP17[2].OTLTSTOR = NONRESPONSE or  
    tbIPOPGRP17[2].OTLTTYPE = OnLine {1} or  
    tbIPOPGRP17[2].OTLTTYPE = MailTel {3} or  
    tbIPOPGRP17[2].OTLTTYPE = Other {4} or  
    tbIPOPGRP17[2].OTLTTYPE = NONRESPONSE or  
    tbIPOPGRP17[2].OTLTSTE = RESPONSE or  
    tbIPOPGRP17[2].OTLTSTE = NONRESPONSE then  
    set S20C_Complete = 1  
  ELSE set S20C_Complete = 2  
END
```

```
ELSEIF Ask_P17[1] = yes THEN:  
  IF tbIPOPGRP17[1].PCAT = No {2} or  
    tbIPOPGRP17[1].PCAT = NONRESPONSE or  
    tbIPOPGRP17[1].OTLTSTOR contains .COM or  
    tbIPOPGRP17[1].OTLTSTOR = NONRESPONSE or  
    tbIPOPGRP17[1].OTLTTYPE = OnLine {1} or  
    tbIPOPGRP17[1].OTLTTYPE = MailTel {3} or  
    tbIPOPGRP17[1].OTLTTYPE = Other {4} or  
    tbIPOPGRP17[1].OTLTTYPE = NONRESPONSE or  
    tbIPOPGRP17[1].OTLTSTE = RESPONSE or  
    tbIPOPGRP17[1].OTLTSTE = NONRESPONSE then  
    set S20C_Complete = 1  
  ELSE set S20C_Complete = 2  
END  
END
```

Array:

Skip Instructions: Exit section 20C and goto the next appropriate section

Field

POP18_AskFlags

NEWBSect20C.POP18_AskFlags

Description: Set PopGrp 18 "Ask" flags

Form Pane Label:

SAS Name:

Tag Name:

Inherited Universe:

Universe:

Universe Description:

Question Text:

Type: Classification

Length: 0

- Don't Know
- Refuse
- Empty

- On Input
- On Output

Store Instructions: Set question eligibility flags

```
IF POPGRP = 18 and  
  SECTCOMP[4] = 1 and SECTCOMP[6] = 1 and  
  SECTCOMP[11] = 1 and SECTCOMP[16] = 1 and  
  SECTCOMP[18] = 1 and SECTCOMP[19] = 1 THEN:
```

```
IF BSection4.LP4A_Flag[2] = no and  
  BSection4.BSection04B.PRPYCELL = 2  
  then set Ask_P18[1] = 1  
ENDIF
```

```
IF BSection4.LP4A_Flag[3] = no and  
  BSection4.BSection04B.INTAWAY = 2  
  then set Ask_P18[2] = 1  
ENDIF
```

```
IF BSection4.LP4A_Flag[1] = no and  
  BSection4.section04B.PRPYCELL = 2
```

then set Ask_P18[3] = 1
ENDIF

IF BSEC6PT.LP6B_Flag[9] = no and
BSEC6PT.LP6B_Flag[10] = no and
BSEC6PT.LP6B_Flag[11] = no and
BSection16.LP16_Flag[27] = no
then set Ask_P18[4] = 1
ENDIF

IF BSection4.LP4A_Flag[4] = no and
BSection16.LP16_Flag[20] = no
then set Ask_P18[5] = 1
ENDIF

IF BSect11.LP11B_Flag[9] = no and
BSect11.LP11B_Flag[11] = no and
BSect11.LP11B_Flag[12] = no
then set Ask_P18[6] = 1
ENDIF

IF BSECT11.LP11C_Flag[1] = 2
then set Ask_P18[7] = 1
ENDIF

IF BSECT11.S11D_INTRO = No {2}
then set Ask_P18[8] = 1
ENDIF

IF BSection16.LP16_Flag[19] = no
then set Ask_P18[9] = 1
ENDIF

IF BSect18.LP18A_Flag[5] = no
then set Ask_P18[10] = 1
ENDIF

IF BSEC6PT.LP6B_Flag[8] = no and
BSEC6PT.LP6B_Flag[10] = no
then set Ask_P18[11] = 1
ENDIF

IF BSEC6PT.LP6B_Flag[13] = no
then set Ask_P18[12] = 1
ENDIF

IF BSect19.LP19A_Flag[3] = no

```
then set Ask_P18[13] = 1  
ENDIF
```

Array:

Ask_P18

Field

NEWBSect20C.Ask_P18

Description: POP Group 18 - Ask flag

Form Pane Label:

SAS Name:

Tag Name:

Inherited Universe:

Universe:

Universe Description:

Question Text:

Type: Enumerated

Length: 1

Answer List: TYesNo

Value:	Mnemonic:	Description:
1	Yes	Yes
2	No	No

- Don't Know
- Refuse
- Empty

- On Input
- On Output

Array:

Number of Elements: 13

Special Instructions: NOTE: Array positions represent the question order.

For example, array position 1 corresponds to the first POP group 18 outlet question (row 1) - TbIPOPGRP18[1].PCAT

Instrument SAS Name: Ask_P18

Report Section: 20C

Date Implemented (YYYY-MM-DD): February 2025

Field

P18CAT
NEWBSect20C.P18CAT

Description: POP Group 18 - CPI POP Category

Form Pane Label:

SAS Name:

Tag Name:

Inherited Universe:

Universe:

Universe Description:

Question Text:

Type: String

Length: 3

- Don't Know
- Refuse
- Empty

- On Input
- On Output

Store Instructions: P18CAT[1] := E17
P18CAT[2] := E13
P18CAT[3] := E16
P18CAT[4] := E12
P18CAT[5] := R02
P18CAT[6] := T08
P18CAT[7] := T19
P18CAT[8] := T18
P18CAT[9] := R07
P18CAT[10] := G14
P18CAT[11] := E11
P18CAT[12] := E14
P18CAT[13] := G09

Array:

Number of Elements: 13

Special Instructions: NOTE: These should be in the order they are to be asked.

Report Section: 20C

Date Implemented (YYYY-MM-DD): February 2025

Field

P18Time
NEWBSect20C.P18Time

Description: POP Group 18 - Time Reference

Form Pane Label:

SAS Name:

Tag Name:

Inherited Universe:

Universe:

Universe Description:

Question Text:

Type: Integer

Length: 2

Min: 1

Max: 12

- Don't Know
- Refuse
- Empty

- On Input
- On Output

Store Instructions: P18Time[1] := 6
P18Time[2] := 6
P18Time[3] := 6
P18Time[4] := 6
P18Time[5] := 6
P18Time[6] := 6
P18Time[7] := 6
P18Time[8] := 6
P18Time[9] := 6
P18Time[10] := 12
P18Time[11] := 2
P18Time[12] := 2
P18Time[13] := 2

Array:

Number of Elements: 13

Special Instructions: NOTE: 6 = six months
12 = twelve months
2 = two years
5 = five years

Report Section: 20C

Date Implemented (YYYY-MM-DD): February 2025

Field

P18SoftLowerLimit
NEWBSect20C.P18SoftLowerLimit

Description: Lower ranges for ERR1_OTLTCOST

Form Pane Label:

SAS Name:

Tag Name:

Inherited Universe:

Universe:

Universe Description:

Question Text:

Type: Integer

Length: 8

Min: 0

Max: 99999999

- Don't Know
- Refuse
- Empty

- On Input
- On Output

Store Instructions: P18SoftLowerLimit[1] := 1
P18SoftLowerLimit[2] := 5
P18SoftLowerLimit[3] := 5
P18SoftLowerLimit[4] := 5
P18SoftLowerLimit[5] := 1
P18SoftLowerLimit[6] := 5
P18SoftLowerLimit[7] := 5
P18SoftLowerLimit[8] := 1
P18SoftLowerLimit[9] := 1
P18SoftLowerLimit[10] := 1
P18SoftLowerLimit[11] := 5
P18SoftLowerLimit[12] := 3
P18SoftLowerLimit[13] := 13

Array:

Number of Elements: 13

Report Section: 20C

Date Implemented (YYYY-MM-DD): February 2025

Field

P18SoftUpperLimit

NEWBSect20C.P18SoftUpperLimit

Description: Upper ranges for ERR1_OTLTCOST

Form Pane Label:

SAS Name:

Tag Name:

Inherited Universe:

Universe:

Universe Description:

Question Text:

Type: Integer

Length: 8

Min: 0

Max: 99999999

- Don't Know
- Refuse
- Empty

- On Input
- On Output

Store Instructions: P18SoftUpperLimit[1] := 300
P18SoftUpperLimit[2] := 150
P18SoftUpperLimit[3] := 450
P18SoftUpperLimit[4] := 403
P18SoftUpperLimit[5] := 299
P18SoftUpperLimit[6] := 7000
P18SoftUpperLimit[7] := 520
P18SoftUpperLimit[8] := 1500
P18SoftUpperLimit[9] := 999
P18SoftUpperLimit[10] := 249
P18SoftUpperLimit[11] := 4999
P18SoftUpperLimit[12] := 2199
P18SoftUpperLimit[13] := 11990

Array:

Number of Elements: 13

Report Section: 20C

Date Implemented (YYYY-MM-DD): February 2025

Field

PGRP18_INTRO
NEWBSect20C.PGRP18_INTRO

Description: Introduction

Form Pane Label: Intro

SAS Name:

Tag Name: PGRP18_INTRO

Inherited Universe:

Universe: P18[1] = yes OR P18[2] = yes OR P18[3] = yes OR P18[4] = yes OR
P18[5] = yes OR P18[6] = yes OR P18[7] = yes OR P18[8] = yes OR
P18[9] = yes OR P18[10] = yes OR P18[11] = yes OR P18[12] = yes OR
P18[13] = yes

Universe Description:

Question Text: The next few questions are about expenses made by ^YOU_ANYONE during the last five years, that is, as far back as ^TwoYearsAgo. We have used the responses that you've already given us to shorten this part of the interview, so I'll only be asking you about expenses that you told me that you did not have in the last three months.

Fills: YOU_ANYONE

Instructions: IF NUMHOUSE = 1 then fill "you"
ELSE fill "you or anyone in your household"

Fills: TwoYearsAgo

Instructions: IF CUR_MONTHNUM = 01 then fill "December YEAR minus 3 years"
ELSEIF CUR_MONTHNUM = 02 then fill "January YEAR minus 2 years"
ELSEIF CUR_MONTHNUM = 03 then fill "February YEAR minus 2 years"
ELSEIF CUR_MONTHNUM = 04 then fill "March YEAR minus 2 years"
ELSEIF CUR_MONTHNUM = 05 then fill "April YEAR minus 2 years"
ELSEIF CUR_MONTHNUM = 06 then fill "May YEAR minus 2 years"
ELSEIF CUR_MONTHNUM = 07 then fill "June YEAR minus 2 years"
ELSEIF CUR_MONTHNUM = 08 then fill "July YEAR minus 2 years"
ELSEIF CUR_MONTHNUM = 09 then fill "August YEAR minus 2 years"
ELSEIF CUR_MONTHNUM = 10 then fill "September YEAR minus 2 years"
ELSEIF CUR_MONTHNUM = 11 then fill "October YEAR minus 2 years"
ELSEIF CUR_MONTHNUM = 12 then fill "November YEAR minus 2 years"

Type: Enumerated

Length: 1

Answer List: TContinue

Value:	Mnemonic:	Description:
1	Continue	Enter 1 to Continue

- Don't Know
- Refuse
- Empty

- On Input
- On Output

Array:

Skip Instructions: Goto tbIPOPGRP18

Sponsor Field Type: N

Report Section: 20C

Date Implemented (YYYY-MM-DD): April 2019

Block

tbIPOPGRP18
NEWBSect20C.tbIPOPGRP18

Description: Extended Recall Questions for Pop Group 18

Tab Name:

Fly Over Name:

Universe Type: If

Inherited Universe:

Universe: PGRP18_INTRO = Continue

Universe Description:

Array:

Block Instructions: Allow 13 rows

PRow

Field

NEWBSect20C.tbIPOPGRP18.PRow

Description: Row Number - DO NOT DISPLAY

Form Pane Label:

SAS Name:

Tag Name:

Inherited Universe:

Universe:

Universe Description:

Question Text:

Type: Integer

Length: 2

Min: 1

Max: 13

- Don't Know
- Refuse
- Empty

- On Input
- On Output

Store Instructions: Set PRow = row number starting with 1

Array:

Report Section: 20C

Date Implemented (YYYY-MM-DD): February 2025

Field

PCATDesc
NEWBSect20C.tbIPOPGRP18.PCATDesc

Description: Item Description - SHOW field

Form Pane Label: Description

SAS Name:

Tag Name:

Inherited Universe:

Universe:

Universe Description:

Question Text: SHOW ONLY

Type: String

Length: 30

- Don't Know
- Refuse
- Empty

- On Input
- On Output

Store Instructions: Set Description as follows:

For Row 1 set Description = 'Landline Service'

For Row 2 set Description = 'Internet Service'

For Row 3 set Description = 'Cell Service'

For Row 4 set Description = 'Comp Software'

For Row 5 set Description = 'Cable or Satellite'

For Row 6 set Description = 'Vehicle Parts'

For Row 7 set Description = 'Taxi Fares'

For Row 8 set Description = 'Mass Transit'

For Row 9 set Description = 'CDs'

For Row 10 set Description = 'Watch Repair'

For Row 11 set Description = 'Computers'

For Row 12 set Description = 'Phones'

For Row 13 set Description = 'Legal Services'

Array:

Report Section: 20C

Date Implemented (YYYY-MM-DD): February 2025

Field

PCAT
NEWBSect20C.tbIPOPGRP18.PCAT

Description: Outlet Screener Question

Form Pane Label: Item

SAS Name: PCAT

Tag Name: PCAT

Inherited Universe:

Universe: (Ask_P18[1] = yes AND PRow = 1) OR (Ask_P18[2] = yes AND PRow = 2) OR
(Ask_P18[3] = yes AND PRow = 3) OR (Ask_P18[4] = yes AND PRow = 4) OR
(Ask_P18[5] = yes AND PRow = 5) OR (Ask_P18[6] = yes AND PRow = 6) OR
(Ask_P18[7] = yes AND PRow = 7) OR (Ask_P18[8] = yes AND PRow = 8) OR
(Ask_P18[9] = yes AND PRow = 9) OR (Ask_P18[10] = yes AND PRow = 10) OR
(Ask_P18[11] = yes AND PRow = 11) OR (Ask_P18[12] = yes AND PRow = 12) OR
(Ask_P18[13] = yes AND PRow = 13)

Universe Description:

Question Text: ^P18CATIntro_Fill have ^YOU_ANYONE ^P18FillText

Fills: P18CATIntro_Fill

Instructions: IF P18Time[Prow] = 6 and IntroFlag6 = EMPTY then
fill "Now, please think about the last six months, since the first of
^SixMonthsAgo"
ELSEIF P18Time[Prow] = 6 fill "In the last SIX MONTHS,"

IF P18Time[Prow] = 12 and IntroFlag12 = EMPTY then
fill "Now, please think about the last twelve months, since the first of
^TwelveMonthsAgo"
ELSEIF P18Time[Prow] = 12 fill "In the last TWELVE MONTHS,"

IF P18Time[Prow] = 2 and IntroFlag2 = EMPTY then
fill "Now, please think about the last two years, since the first of
^TwoYearsAgo"
ELSEIF P18Time[Prow] = 2 fill "In the last TWO YEARS,"

IF P18Time[Prow] = 5 and IntroFlag5 = EMPTY then
fill "Now, please think about the last five years, since the first of
^FiveYearsAgo"
ELSEIF P18Time[Prow] = 5 fill "In the last FIVE YEARS,"

Fills: SixMonthsAgo

Instructions: IF CUR_MONTHNUM = 01 then fill "July YEAR minus 1 year"
ELSEIF CUR_MONTHNUM = 02 then fill "August YEAR minus 1 year"
ELSEIF CUR_MONTHNUM = 03 then fill "September YEAR minus 1 year"
ELSEIF CUR_MONTHNUM = 04 then fill "October YEAR minus 1 year"
ELSEIF CUR_MONTHNUM = 05 then fill "November YEAR minus 1 year"
ELSEIF CUR_MONTHNUM = 06 then fill "December YEAR minus 1 year"
ELSEIF CUR_MONTHNUM = 07 then fill "January YEAR"
ELSEIF CUR_MONTHNUM = 08 then fill "February YEAR"
ELSEIF CUR_MONTHNUM = 09 then fill "March YEAR"
ELSEIF CUR_MONTHNUM = 10 then fill "April YEAR"
ELSEIF CUR_MONTHNUM = 11 then fill "May YEAR"
ELSEIF CUR_MONTHNUM = 12 then fill "June YEAR"

Fills: TwelveMonthsAgo

Instructions: IF CUR_MONTHNUM = 01 then fill "December YEAR minus 2 years"
ELSEIF CUR_MONTHNUM = 02 then fill "January YEAR minus 1 year"
ELSEIF CUR_MONTHNUM = 03 then fill "February YEAR minus 1 year"
ELSEIF CUR_MONTHNUM = 04 then fill "March YEAR minus 1 year"
ELSEIF CUR_MONTHNUM = 05 then fill "April YEAR minus 1 year"
ELSEIF CUR_MONTHNUM = 06 then fill "May YEAR minus 1 year"
ELSEIF CUR_MONTHNUM = 07 then fill "June YEAR minus 1 year"
ELSEIF CUR_MONTHNUM = 08 then fill "July YEAR minus 1 year"
ELSEIF CUR_MONTHNUM = 09 then fill "August YEAR minus 1 year"
ELSEIF CUR_MONTHNUM = 10 then fill "September YEAR minus 1 year"
ELSEIF CUR_MONTHNUM = 11 then fill "October YEAR minus 1 year"
ELSEIF CUR_MONTHNUM = 12 then fill "November YEAR minus 1 year"

Fills: TwoYearsAgo

Instructions: IF CUR_MONTHNUM = 01 then fill "December YEAR minus 3 years"
ELSEIF CUR_MONTHNUM = 02 then fill "January YEAR minus 2 years"
ELSEIF CUR_MONTHNUM = 03 then fill "February YEAR minus 2 years"
ELSEIF CUR_MONTHNUM = 04 then fill "March YEAR minus 2 years"
ELSEIF CUR_MONTHNUM = 05 then fill "April YEAR minus 2 years"
ELSEIF CUR_MONTHNUM = 06 then fill "May YEAR minus 2 years"
ELSEIF CUR_MONTHNUM = 07 then fill "June YEAR minus 2 years"
ELSEIF CUR_MONTHNUM = 08 then fill "July YEAR minus 2 years"
ELSEIF CUR_MONTHNUM = 09 then fill "August YEAR minus 2 years"
ELSEIF CUR_MONTHNUM = 10 then fill "September YEAR minus 2 years"
ELSEIF CUR_MONTHNUM = 11 then fill "October YEAR minus 2 years"
ELSEIF CUR_MONTHNUM = 12 then fill "November YEAR minus 2 years"

Fills: FiveYearsAgo

Instructions: IF CUR_MONTHNUM = 01 then fill "December YEAR minus 6 years"
ELSEIF CUR_MONTHNUM = 02 then fill "January YEAR minus 5 years"
ELSEIF CUR_MONTHNUM = 03 then fill "February YEAR minus 5 years"
ELSEIF CUR_MONTHNUM = 04 then fill "March YEAR minus 5 years"

ELSEIF CUR_MONTHNUM = 05 then fill "April YEAR minus 5 years"
ELSEIF CUR_MONTHNUM = 06 then fill "May YEAR minus 5 years"
ELSEIF CUR_MONTHNUM = 07 then fill "June YEAR minus 5 years"
ELSEIF CUR_MONTHNUM = 08 then fill "July YEAR minus 5 years"
ELSEIF CUR_MONTHNUM = 09 then fill "August YEAR minus 5 years"
ELSEIF CUR_MONTHNUM = 10 then fill "September YEAR minus 5 years"
ELSEIF CUR_MONTHNUM = 11 then fill "October YEAR minus 5 years"
ELSEIF CUR_MONTHNUM = 12 then fill "November YEAR minus 5 years"

Fills: YOU_ANYONE

Instructions: **IF NUMHOUSE = 1 then fill "you"**
ELSE fill "you or anyone in your household"

Fills: P18FillText

Instructions: **P18FillText[1] := 'had any expenses for local or long distance landline telephone service including prepaid phone cards?'**

P18FillText[2] := 'had any expenses for accessing the internet at home or away from home? Do not include mobile data charges.'

P18FillText[3] := 'had any expenses for cellular telephone service?'

P18FillText[4] := 'purchased any computer software, accessories, online games, or blank media?'

P18FillText[5] := 'had any expenses for any cable or satellite television or radio service?'

P18FillText[6] := 'purchased any vehicle parts or accessories? Do not include tires.'

P18FillText[7] := 'had any expenses for taxi or cab fares?'

P18FillText[8] := 'had any expenses for intracity mass transit?'

P18FillText[9] := 'purchased any CDs or audio downloads? Do not include fees for streaming services.'

P18FillText[10] := 'had any expenses for watch or jewelry repair?'

P18FillText[11] := 'purchased any personal computers or peripheral equipment?'

P18FillText[12] := 'purchased any home or cellular telephones, answering machines, or other phone accessories?'

P18FillText[13] := 'had any expenses for legal services?'

Type: Enumerated
Length: 1

Answer List: TYesNo

Value:	Mnemonic:	Description:
1	Yes	Yes
2	No	No

- Don't Know
- Refuse
- Empty

- On Input
- On Output

Store Instructions: Set IntroFlag:

IF PCAT = RESPONSE or PCAT = NONRESPONSE THEN:

IF P18TIME[PRow] = 6 then set IntroFlag6 = 1

IF P18TIME[PRow] = 12 then set IntroFlag12 = 1

IF P18TIME[PRow] = 2 then set IntroFlag2 = 1

IF P18TIME[PRow] = 5 then set IntroFlag5 = 1

Array:

Skip Instructions: 1: Goto POPSCAT

2,DK,RF: Goto the next appropriate row

Sponsor Field Type: C

Report Section: 20C

Date Implemented (YYYY-MM-DD): February 2025

Field

POPSCAT
NEWBSect20C.tbIPOPGRP18.POPSCAT

Description: CPI Pop Category

Form Pane Label:

SAS Name:

Tag Name:

Inherited Universe:

Universe: PCAT = Yes {1}

Universe Description:

Question Text:

Type: String

Length: 3

Don't Know

Refuse

Empty

On Input

On Output

Store Instructions: If PCAT = Yes {1} then set POPSCAT = P18CAT[PRow]

Array:

Skip Instructions: Goto OTLTCOST

Sponsor Field Type: C

Report Section: 20C

Date Implemented (YYYY-MM-DD): February 2025

OTLTCOST

Field

NEWBSect20C.tbIPOPGRP18.OTLTCOST

Description: Purchase price

Form Pane Label: Cost

SAS Name: OTLTCOST

Tag Name: OTLTCOST

Inherited Universe:

Universe: PCAT = Yes {1}

Universe Description:

Question Text: In the last ^P18Fill1_Cost, how much ^P18Fill2_Cost ^P18FillTextC?

Fills: P18Fill1_Cost

Instructions: IF P18Time[PRow] = 6 then fill 'SIX MONTHS'
ELSEIF P18Time[PRow] = 12 then fill '12 MONTHS'
ELSEIF P18Time[PRow] = 2 then fill 'TWO YEARS'
ELSEIF P18Time[PRow] = 5 then fill 'FIVE YEARS'

Fills: P18Fill2_Cost

Instructions: IF PRow = 1, 2, 3, 5, 7, 8, 10, 13 then fill 'was ^YR_YRCUS last expense
for'
ELSE fill 'did ^YOU_YRCU spend on your last purchase ofâ€™™

Fills: YR_YRCUS

Instructions: IF NUMHOUSE = 1 then fill "your"
ELSE fill "your household's"

Fills: YOU_YRCU

Instructions: IF NUMHOUSE = 1 then fill "you"
ELSE fill "your household"

Fills: P18FillTextC

Instructions: P18FillTextC[1] := 'local or long distance landline telephone service
including prepaid phone cards?â€™™

P18FillTextC[2] := â€™~accessing the internet at home and away, including
separate or bundled charges?â€™™

P18FillTextC[3] := â€™~cellular telephone service?â€™™

P18FillTextC[4] := â€˜computer software, accessories, online games, or blank media?â€™™

P18FillTextC[5] := â€˜any cable or satellite television or radio service?â€™™

P18FillTextC[6] := â€˜vehicle parts or accessories? Do not include tires.â€™™

P18FillTextC[7] := â€˜taxi or cab fares?â€™™

P18FillTextC[8] := â€˜intracity mass transit?â€™™

P18FillTextC[9] := â€˜CDs or audio downloads? Do not include fees for streaming services.â€™™

P18FillTextC[10] := â€˜watch or jewelry repair?â€™™

P18FillTextC[11] := â€˜personal computers or peripheral equipment?â€™™

P18FillTextC[12] := â€˜home or cellular telephones, answering machines, or other phone accessories?â€™™

P18FillTextC[13] := â€˜legal services?â€™™

Type: Integer

Length: 7

Min: 1

Max: 999999

- Don't Know
- Refuse
- Empty

- On Input
- On Output

Array:

Special Instructions: Display a \$ and comma in the entry field

Skip Instructions: IF OTLTCOST < P18SoftLowerLimit[PRow] or
OTLTCOST > P18SoftUpperLimit[PRow]
then goto ERR1_OTLTCOST

ELSE goto OTLTSTOR

Sponsor Field Type: N

Report Section: 20C

Date Implemented (YYYY-MM-DD): February 2025

Check

ERR1_OTLTCOST
NEWBSect20C.tbIPOPGRP18.ERR1_OTLTCOST

Description: Out of Range Check

Inherited Universe:

Universe: (OTLTCOST < P18SoftLowerLimit[PRow] or OTLTCOST > P18SoftUpperLimit[PRow]) AND OTLTCOST = RESPONSE

Universe Description:

Text: * THE VALUE ENTERED IS UNUSUALLY HIGH OR LOW

PLEASE VERIFY AND, IF CORRECT, ENTER ITEM LEVEL NOTE

Check Instructions: If error is suppressed, then set OTLT_OST = 'A1'

Type: Soft

Skip Instructions: Suppress: Goto OTLTSTOR

All others, go back to OTLTCOST

OTLTSTOR

Field

NEWBSect20C.tbIPOPGRP18.OTLTSTOR

Description: Where Purchased

Form Pane Label: Business

SAS Name: OTLTSTOR

Tag Name: OTLTSTOR

Inherited Universe:

Universe: PCAT = Yes {1}

Universe Description:

Question Text: What is the name of the business where ^P18Fill_STOR?

✦ Enter store, website, or company name

Fills: P18Fill_STOR

Instructions: IF PRow = 1, 2, 3, 5, 7, 8, 10, 13 then fill ''^YOU_YRCU had this expense';
ELSE fill ''this was last purchased';

Fills: YOU_YRCU

Instructions: IF NUMHOUSE = 1 then fill "you"
ELSE fill "your household"

Type: String

Length: 45

Don't Know

Refuse

Empty

On Input

On Output

Array:

Special Instructions: IF uppercase entry contains '.COM' then set OTLTTYPE = 1 and "keep" and "Show"

Skip Instructions: IF uppercase entry does not contain '.COM' and is not a DK or RF then goto OTLTTYPE

ELSE goto the next appropriate row

Sponsor Field Type: C

Report Section: 20C

Date Implemented (YYYY-MM-DD): February 2025

OTLTTYPE

Field

NEWBSect20C.tbIPOPGRP18.OTLTTYPE

Description: Purchased Online or in person

Form Pane Label: Online

SAS Name: OTLTTYPE

Tag Name: OTLTTYPE

Inherited Universe:

Universe: (OTLTSTOR = RESPONSE) AND UPPERCASE(OTLTSTOR) does not contain '.COM'

Universe Description: Business name is not DK, RF or .COM

Question Text: Was this paid for -

Type: Enumerated

Length: 1

Answer List: TOnline

Value:	Mnemonic:	Description:
1	Online	Online?
2	InPerson	In person?
3	MailTel	By mail or telephone order?
4	Other	Other

- Don't Know
- Refuse
- Empty

- On Input
- On Output

Array:

Special Instructions: Answer list descriptions for options 1-3 should be bold black

Skip Instructions: 1,3,4,DK,RF: Goto the next appropriate row

2: Goto OTLTCITY

Sponsor Field Type: C

Report Section: 20C

Date Implemented (YYYY-MM-DD): February 2025

OTLTCITY

Field

NEWBSect20C.tbIPOPGRP18.OTLTCITY

Description: Purchase location - City

Form Pane Label: Location - City

SAS Name: OTLTCITY

Tag Name: OTLTCITY

Inherited Universe:

Universe: OTLTTYPE = InPerson {2}

Universe Description: Purchased in person

Question Text: In what city is ^OTLTSTOR_Fill located?

Fills: OTLTSTOR_Fill

Instructions: Fill entry in OTLTSTOR

Type: String

Length: 45

- Don't Know
- Refuse
- Empty

- On Input
- On Output

Array:

Skip Instructions: Goto OTLTSTE

Sponsor Field Type: C

Report Section: 20C

Date Implemented (YYYY-MM-DD): February 2025

Field

OTLTSTE

NEWBSect20C.tbIPOPGRP18.OTLTSTE

Description: Purchase location - State

Form Pane Label: State

SAS Name: OTLTSTE

Tag Name: OTLTSTE

Inherited Universe:

Universe: OTLTTYPE = InPerson {2}

Universe Description: Purchased in person

Help Screen: H_DESTCODE

Question Text: ? [F1]

In what state is ^OTLTSTOR_Fill located?

✦ Enter the two character state abbreviation ^PCTFill

Fills: OTLTSTOR_Fill

Instructions: Fill entry in OTLTSTOR

Fills: PCTFill

Instructions: IF PRow = 2 then fill 'or "XX" for foreign country'
ELSE fill "

Type: String

Length: 2

Don't Know

Refuse

Empty

On Input

On Output

Array:

Special Instructions: Use answer type TState - STRING[2], display width 4

Skip Instructions: IF entry is not a valid state abbreviation or
<> â€œXXâ€• then goto CK_OTLTSTE

ELSEIF PRow = 2 and entry = XX then goto OTLTPCT

ELSE goto the next appropriate row

Sponsor Field Type: C

Report Section: 20C

Date Implemented (YYYY-MM-DD): February 2025

Check

CK_OTLTSTE
NEWBSect20C.tblPOPGRP18.CK_OTLTSTE

Description: Not a valid state abbreviation

Inherited Universe:

Universe: (OTLTSTE is not a valid state abbreviation) AND OTLTSTE = RESPONSE

Universe Description: State abbreviation entered is not valid

Text: * [Not a valid state abbreviation](#)

Check Instructions:

Type: Hard

Skip Instructions: Go back to OTLTSTE

OTLTPCT

Field

NEWBSect20C.tbIPOPGRP18.OTLTPCT

Description: Country of purchase for internet at/away from home

Form Pane Label: Internet Purchase Country

SAS Name: OTLTPCT

Tag Name: OTLTPCT

Inherited Universe:

Universe: (PRow = 2) and OTLTSTE = XX

Universe Description: Internet was purchased in foreign country

Question Text: In what country is ^OTLTSTOR_Fill located?

✦ Enter country name

Fills: OTLTSTOR_Fill

Instructions: Fill entry in OTLTSTOR

Type: String

Length: 45

Don't Know

Refuse

Empty

On Input

On Output

Array:

Skip Instructions: Goto the next appropriate row

Sponsor Field Type: C

Report Section: 20C

Date Implemented (YYYY-MM-DD): February 2025

Field

OTLT_OST
NEWBSect20C.tblIPOPGRP18.OTLT_OST

Description: Range edit flag

Form Pane Label:

SAS Name: OTLT_OST

Tag Name:

Inherited Universe:

Universe:

Universe Description:

Question Text:

Type: String

Length: 2

- Don't Know
- Refuse
- Empty

- On Input
- On Output

Array:

Special Instructions: NOTE: See ERR1_OTLTCOST for how to set this field

Valid Values: A1 = Range edit failed (ERR1 check was suppressed)
Blank = Range edit passed

Sponsor Field Type: C

Report Section: 20C

Date Implemented (YYYY-MM-DD): February 2025

Sponsor Edits: FLAG

END_POPGRP18

Field

NEWBSect20C.END_POPGRP18

Description: End of Section 20C - Pop Group 18

Form Pane Label:

SAS Name:

Tag Name:

Inherited Universe:

Universe:

Universe Description:

Question Text:

Type: Classification

Length: 0

Don't Know

Refuse

Empty

On Input

On Output

Store Instructions: Set 20C Complete Flag

```
IF Ask_P18[1] = no and Ask_P18[2] = no and
  Ask_P18[3] = no and Ask_P18[4] = no and
  Ask_P18[5] = no and Ask_P18[6] = no and
  Ask_P18[7] = no and Ask_P18[8] = no and
  Ask_P18[9] = no and Ask_P18[10] = no and
  Ask_P18[11] = no and Ask_P18[12] = no and
  Ask_P18[13] = no THEN
  set S20C_Complete = 1
```

```
ELSEIF Ask_P18[13] = yes THEN:
```

```
IF tblIPOPGRP18[13].PCAT = No {2} or
  tblIPOPGRP18[13].PCAT = NONRESPONSE or
  tblIPOPGRP18[13].OTLTSTOR contains .COM or
  tblIPOPGRP18[13].OTLTSTOR = NONRESPONSE or
  tblIPOPGRP18[13].OTLTTYPE = OnLine {1} or
  tblIPOPGRP18[13].OTLTTYPE = MailTel {3} or
  tblIPOPGRP18[13].OTLTTYPE = Other {4} or
```

```
tbIPOPGRP18[13].OTLTTYPE = NONRESPONSE or  
tbIPOPGRP18[13].OTLTSTE = RESPONSE or  
tbIPOPGRP18[13].OTLTSTE = NONRESPONSE then  
    set S20C_Complete = 1  
ELSE set S20C_Complete = 2  
END
```

ELSEIF Ask_P18[12] = yes THEN:

```
IF tbIPOPGRP18[12].PCAT = No {2} or  
tbIPOPGRP18[12].PCAT = NONRESPONSE or  
tbIPOPGRP18[12].OTLTSTOR contains .COM or  
tbIPOPGRP18[12].OTLTSTOR = NONRESPONSE or  
tbIPOPGRP18[12].OTLTTYPE = OnLine {1} or  
tbIPOPGRP18[12].OTLTTYPE = MailTel {3} or  
tbIPOPGRP18[12].OTLTTYPE = Other {4} or  
tbIPOPGRP18[12].OTLTTYPE = NONRESPONSE or  
tbIPOPGRP18[12].OTLTSTE = RESPONSE or  
tbIPOPGRP18[12].OTLTSTE = NONRESPONSE then  
    set S20C_Complete = 1  
ELSE set S20C_Complete = 2  
END
```

ELSEIF Ask_P18[11] = yes THEN:

```
IF tbIPOPGRP18[11].PCAT = No {2} or  
tbIPOPGRP18[11].PCAT = NONRESPONSE or  
tbIPOPGRP18[11].OTLTSTOR contains .COM or  
tbIPOPGRP18[11].OTLTSTOR = NONRESPONSE or  
tbIPOPGRP18[11].OTLTTYPE = OnLine {1} or  
tbIPOPGRP18[11].OTLTTYPE = MailTel {3} or  
tbIPOPGRP18[11].OTLTTYPE = Other {4} or  
tbIPOPGRP18[11].OTLTTYPE = NONRESPONSE or  
tbIPOPGRP18[11].OTLTSTE = RESPONSE or  
tbIPOPGRP18[11].OTLTSTE = NONRESPONSE then  
    set S20C_Complete = 1  
ELSE set S20C_Complete = 2  
END
```

ELSEIF Ask_P18[10] = yes THEN:

```
IF tbIPOPGRP18[10].PCAT = No {2} or  
tbIPOPGRP18[10].PCAT = NONRESPONSE or  
tbIPOPGRP18[10].OTLTSTOR contains .COM or  
tbIPOPGRP18[10].OTLTSTOR = NONRESPONSE or  
tbIPOPGRP18[10].OTLTTYPE = OnLine {1} or  
tbIPOPGRP18[10].OTLTTYPE = MailTel {3} or  
tbIPOPGRP18[10].OTLTTYPE = Other {4} or  
tbIPOPGRP18[10].OTLTTYPE = NONRESPONSE or  
tbIPOPGRP18[10].OTLTSTE = RESPONSE or
```

```
        tbIPOPGRP18[10].OTLTSTE = NONRESPONSE then
            set S20C_Complete = 1
        ELSE set S20C_Complete = 2
        END

ELSEIF Ask_P18[9] = yes THEN:
    IF tbIPOPGRP18[9].PCAT = No {2} or
        tbIPOPGRP18[9].PCAT = NONRESPONSE or
        tbIPOPGRP18[9].OTLTSTOR contains .COM or
        tbIPOPGRP18[9].OTLTSTOR = NONRESPONSE or
        tbIPOPGRP18[9].OTLTTYPE = OnLine {1} or
        tbIPOPGRP18[9].OTLTTYPE = MailTel {3} or
        tbIPOPGRP18[9].OTLTTYPE = Other {4} or
        tbIPOPGRP18[9].OTLTTYPE = NONRESPONSE or
        tbIPOPGRP18[9].OTLTSTE = RESPONSE or
        tbIPOPGRP18[9].OTLTSTE = NONRESPONSE then
            set S20C_Complete = 1
        ELSE set S20C_Complete = 2
        END

ELSEIF Ask_P18[8] = yes THEN:
    IF tbIPOPGRP18[8].PCAT = No {2} or
        tbIPOPGRP18[8].PCAT = NONRESPONSE or
        tbIPOPGRP18[8].OTLTSTOR contains .COM or
        tbIPOPGRP18[8].OTLTSTOR = NONRESPONSE or
        tbIPOPGRP18[8].OTLTTYPE = OnLine {1} or
        tbIPOPGRP18[8].OTLTTYPE = MailTel {3} or
        tbIPOPGRP18[8].OTLTTYPE = Other {4} or
        tbIPOPGRP18[8].OTLTTYPE = NONRESPONSE or
        tbIPOPGRP18[8].OTLTSTE = RESPONSE or
        tbIPOPGRP18[8].OTLTSTE = NONRESPONSE then
            set S20C_Complete = 1
        ELSE set S20C_Complete = 2
        END

ELSEIF Ask_P18[7] = yes THEN:
    IF tbIPOPGRP18[7].PCAT = No {2} or
        tbIPOPGRP18[7].PCAT = NONRESPONSE or
        tbIPOPGRP18[7].OTLTSTOR contains .COM or
        tbIPOPGRP18[7].OTLTSTOR = NONRESPONSE or
        tbIPOPGRP18[7].OTLTTYPE = OnLine {1} or
        tbIPOPGRP18[7].OTLTTYPE = MailTel {3} or
        tbIPOPGRP18[7].OTLTTYPE = Other {4} or
        tbIPOPGRP18[7].OTLTTYPE = NONRESPONSE or
        tbIPOPGRP18[7].OTLTSTE = RESPONSE or
        tbIPOPGRP18[7].OTLTSTE = NONRESPONSE then
            set S20C_Complete = 1
```

```
ELSE set S20C_Complete = 2  
END
```

```
ELSEIF Ask_P18[6] = yes THEN:  
  IF tbIPOPGRP18[6].PCAT = No {2} or  
    tbIPOPGRP18[6].PCAT = NONRESPONSE or  
    tbIPOPGRP18[6].OTLTSTOR contains .COM or  
    tbIPOPGRP18[6].OTLTSTOR = NONRESPONSE or  
    tbIPOPGRP18[6].OTLTTYPE = OnLine {1} or  
    tbIPOPGRP18[6].OTLTTYPE = MailTel {3} or  
    tbIPOPGRP18[6].OTLTTYPE = Other {4} or  
    tbIPOPGRP18[6].OTLTTYPE = NONRESPONSE or  
    tbIPOPGRP18[6].OTLTSTE = RESPONSE or  
    tbIPOPGRP18[6].OTLTSTE = NONRESPONSE then  
    set S20C_Complete = 1  
  ELSE set S20C_Complete = 2  
END
```

```
ELSEIF Ask_P18[5] = yes THEN:  
  IF tbIPOPGRP18[5].PCAT = No {2} or  
    tbIPOPGRP18[5].PCAT = NONRESPONSE or  
    tbIPOPGRP18[5].OTLTSTOR contains .COM or  
    tbIPOPGRP18[5].OTLTSTOR = NONRESPONSE or  
    tbIPOPGRP18[5].OTLTTYPE = OnLine {1} or  
    tbIPOPGRP18[5].OTLTTYPE = MailTel {3} or  
    tbIPOPGRP18[5].OTLTTYPE = Other {4} or  
    tbIPOPGRP18[5].OTLTTYPE = NONRESPONSE or  
    tbIPOPGRP18[5].OTLTSTE = RESPONSE or  
    tbIPOPGRP18[5].OTLTSTE = NONRESPONSE then  
    set S20C_Complete = 1  
  ELSE set S20C_Complete = 2  
END
```

```
ELSEIF Ask_P18[4] = yes THEN:  
  IF tbIPOPGRP18[4].PCAT = No {2} or  
    tbIPOPGRP18[4].PCAT = NONRESPONSE or  
    tbIPOPGRP18[4].OTLTSTOR contains .COM or  
    tbIPOPGRP18[4].OTLTSTOR = NONRESPONSE or  
    tbIPOPGRP18[4].OTLTTYPE = OnLine {1} or  
    tbIPOPGRP18[4].OTLTTYPE = MailTel {3} or  
    tbIPOPGRP18[4].OTLTTYPE = Other {4} or  
    tbIPOPGRP18[4].OTLTTYPE = NONRESPONSE or  
    tbIPOPGRP18[4].OTLTSTE = RESPONSE or  
    tbIPOPGRP18[4].OTLTSTE = NONRESPONSE then  
    set S20C_Complete = 1  
  ELSE set S20C_Complete = 2  
END
```

```
ELSEIF Ask_P18[3] = yes THEN:  
  IF tbIPOPGRP18[3].PCAT = No {2} or  
    tbIPOPGRP18[3].PCAT = NONRESPONSE or  
    tbIPOPGRP18[3].OTLTSTOR contains .COM or  
    tbIPOPGRP18[3].OTLTSTOR = NONRESPONSE or  
    tbIPOPGRP18[3].OTLTTYPE = OnLine {1} or  
    tbIPOPGRP18[3].OTLTTYPE = MailTel {3} or  
    tbIPOPGRP18[3].OTLTTYPE = Other {4} or  
    tbIPOPGRP18[3].OTLTTYPE = NONRESPONSE or  
    tbIPOPGRP18[3].OTLTSTE = RESPONSE or  
    tbIPOPGRP18[3].OTLTSTE = NONRESPONSE then  
    set S20C_Complete = 1  
  ELSE set S20C_Complete = 2  
END
```

```
ELSEIF Ask_P18[2] = yes THEN:  
  IF tbIPOPGRP18[2].PCAT = No {2} or  
    tbIPOPGRP18[2].PCAT = NONRESPONSE or  
    tbIPOPGRP18[2].OTLTSTOR contains .COM or  
    tbIPOPGRP18[2].OTLTSTOR = NONRESPONSE or  
    tbIPOPGRP18[2].OTLTTYPE = OnLine {1} or  
    tbIPOPGRP18[2].OTLTTYPE = MailTel {3} or  
    tbIPOPGRP18[2].OTLTTYPE = Other {4} or  
    tbIPOPGRP18[2].OTLTTYPE = NONRESPONSE or  
    tbIPOPGRP18[2].OTLTSTE = RESPONSE or  
    tbIPOPGRP18[2].OTLTSTE = NONRESPONSE then  
    set S20C_Complete = 1  
  ELSE set S20C_Complete = 2  
END
```

```
ELSEIF Ask_P18[1] = yes THEN:  
  IF tbIPOPGRP18[1].PCAT = No {2} or  
    tbIPOPGRP18[1].PCAT = NONRESPONSE or  
    tbIPOPGRP18[1].OTLTSTOR contains .COM or  
    tbIPOPGRP18[1].OTLTSTOR = NONRESPONSE or  
    tbIPOPGRP18[1].OTLTTYPE = OnLine {1} or  
    tbIPOPGRP18[1].OTLTTYPE = MailTel {3} or  
    tbIPOPGRP18[1].OTLTTYPE = Other {4} or  
    tbIPOPGRP18[1].OTLTTYPE = NONRESPONSE or  
    tbIPOPGRP18[1].OTLTSTE = RESPONSE or  
    tbIPOPGRP18[1].OTLTSTE = NONRESPONSE then  
    set S20C_Complete = 1  
  ELSE set S20C_Complete = 2  
END  
END
```

Array:

Skip Instructions: Exit section 20C and goto the next appropriate section

POP19_AskFlags

Field

NEWBSect20C.POP19_AskFlags

Description: Set PopGrp 19 "Ask" flags

Form Pane Label:

SAS Name:

Tag Name:

Inherited Universe:

Universe:

Universe Description:

Question Text:

Type: Classification

Length: 0

- Don't Know
- Refuse
- Empty

- On Input
- On Output

Store Instructions: Set question eligibility flags

```
IF POPGRP = 19 and SECTCOMP[4] = 1 and  
SECTCOMP[5] = 1 and SECTCOMP[8] = 1 and  
SECTCOMP[11] = 1 and SECTCOMP[15] = 1 and  
SECTCOMP[16] = 1 and SECTCOMP[17] = 1 and  
SECTCOMP[19] = 1 THEN:
```

```
IF BSection16.LP16_Flag[11] = no and  
BSection16.LP16_Flag[12] = no and  
BSection16.LP16_Flag[13] = no  
then set AskP19[1] = 1  
ENDIF
```

```
IF BSection16.LP16_Flag[18] = no  
then set AskP19[2] = 1  
ENDIF
```

```
IF BSection4.LP4C_Flag[4] = no and
```



```
BSection4.LP4C_Flag[5] = no
then set AskP19[3] = 1
ENDIF

IF BSection4.LP4C_Flag[6] = no
then set AskP19[4] = 1
ENDIF

IF BSection4.LP4C_Flag[7] = no
then set AskP19[5] = 1
ENDIF

IF BSect8.LP8A_Flag[12] = no
then set AskP19[6] = 1
ENDIF

IF BSect11.LP11B_Flag[5] = no
then set AskP19[7] = yes
ENDIF

IF BSect15.LP15_Flag[8] = no and
BSect19.LP19A_Flag[14] = no
then set AskP19[8] = yes
ENDIF

IF BSect15.LP15_Flag[12] = no
then set AskP19[9] = 1
ENDIF

IF BSection16.LP16_Flag[10] = no
then set AskP19[10] = 1
ENDIF

IF BSect17.LP17BC_Flag[5] = no and
BSect17.LP17FLdg_Flag= no
then set AskP19[11] = 1
ENDIF

IF BSect5.LP5_Flag[13] = no and
BSect5.LP8A_Flag[26] = no
then set AskP19[12] = yes
ENDIF

IF BSect8.LP8A_Flag[10] = no
then set AskP19[13] = 1
ENDIF
END
```

Array:

Field

Ask_P19
NEWBSect20C.Ask_P19

Description: POP Group 19 - Ask flag

Form Pane Label:

SAS Name:

Tag Name:

Inherited Universe:

Universe:

Universe Description:

Question Text:

Type: Enumerated

Length: 1

Answer List: TYesNo

Value:	Mnemonic:	Description:
1	Yes	Yes
2	No	No

- Don't Know
- Refuse
- Empty

- On Input
- On Output

Array:

Number of Elements: 13

Special Instructions: NOTE: Array positions represent the question order.

For example, array position 1 corresponds to the first POP group 19 outlet question (row 1) - TbIPOPGRP19[1].PCAT

Instrument SAS Name: Ask_P19

Report Section: 20C

Date Implemented (YYYY-MM-DD): February 2025

P19CAT

Field

NEWBSect20C.P19CAT

Description: POP Group 17 - CPI POP Category

Form Pane Label:

SAS Name:

Tag Name:

Inherited Universe:

Universe:

Universe Description:

Question Text:

Type: String

Length: 3

Don't Know

Refuse

Empty

On Input

On Output

Store Instructions: P19CAT[1] := R26
P19CAT[2] := R17
P19CAT[3] := H04
P19CAT[4] := H05
P19CAT[5] := H06
P19CAT[6] := H15
P19CAT[7] := T16
P19CAT[8] := F54
P19CAT[9] := M09
P19CAT[10] := R27
P19CAT[11] := H02
P19CAT[12] := H07
P19CAT[13] := H14

Array:

Number of Elements: 13

Special Instructions: NOTE: These should be in the order they are to be asked.

Report Section: 20C

Date Implemented (YYYY-MM-DD): February 2025

P19Time

Field

NEWBSect20C.P19Time

Description: POP Group 19 - Time Reference

Form Pane Label:

SAS Name:

Tag Name:

Inherited Universe:

Universe:

Universe Description:

Question Text:

Type: Integer

Length: 2

Min: 1

Max: 12

- Don't Know
- Refuse
- Empty

- On Input
- On Output

Store Instructions: P19Time[1] := 6
P19Time[2] := 6
P19Time[3] := 12
P19Time[4] := 12
P19Time[5] := 12
P19Time[6] := 12
P19Time[7] := 12
P19Time[8] := 12
P19Time[9] := 12
P19Time[10] := 12
P19Time[11] := 12
P19Time[12] := 2
P19Time[13] := 2

Array:

Number of Elements: 13

Special Instructions: NOTE: 6 = six months
12 = twelve months
2 = two years
5 = five years

Report Section: 20C

Date Implemented (YYYY-MM-DD): February 2025

P19SoftLowerLimit

Field

NEWBSect20C.P19SoftLowerLimit

Description: Lower ranges for ERR1_OTLTCOST

Form Pane Label:

SAS Name:

Tag Name:

Inherited Universe:

Universe:

Universe Description:

Question Text:

Type: Integer

Length: 8

Min: 0

Max: 99999999

- Don't Know
- Refuse
- Empty

- On Input
- On Output

Array:

Number of Elements: 13

Special Instructions: P19SoftLowerLimit[1] := No lower bound

P19SoftLowerLimit[2] := 1

P19SoftLowerLimit[3] := 5

P19SoftLowerLimit[4] := 4

P19SoftLowerLimit[5] := 5

P19SoftLowerLimit[6] := 7

P19SoftLowerLimit[7] := 6

P19SoftLowerLimit[8] := 10

P19SoftLowerLimit[9] := 5

P19SoftLowerLimit[10] := 1

P19SoftLowerLimit[11] := 5

P19SoftLowerLimit[12] := 1

P19SoftLowerLimit[13] := 10

Report Section: 20C

Date Implemented (YYYY-MM-DD): February 2025

P19SoftUpperLimit

Field

NEWBSect20C.P19SoftUpperLimit

Description: Upper ranges for ERR1_OTLTCOST

Form Pane Label:

SAS Name:

Tag Name:

Inherited Universe:

Universe:

Universe Description:

Question Text:

Type: Integer

Length: 8

Min: 0

Max: 99999999

- Don't Know
- Refuse
- Empty

- On Input
- On Output

Store Instructions: P19SoftUpperLimit[1] := 1999
P19SoftUpperLimit[2] := 299
P19SoftUpperLimit[3] := 999
P19SoftUpperLimit[4] := 599
P19SoftUpperLimit[5] := 299
P19SoftUpperLimit[6] := 5999
P19SoftUpperLimit[7] := 299
P19SoftUpperLimit[8] := 6840
P19SoftUpperLimit[9] := 1200
P19SoftUpperLimit[10] := 4999
P19SoftUpperLimit[11] := 7999
P19SoftUpperLimit[12] := 14999
P19SoftUpperLimit[13] := 1065

Array:

Number of Elements: 13

Report Section: 20C

Date Implemented (YYYY-MM-DD): February 2025

PGRP19_INTRO

Field

NEWBSect20C.PGRP19_INTRO

Description: Introduction

Form Pane Label: Intro

SAS Name:

Tag Name: PGRP19_INTRO

Inherited Universe:

Universe: P19[1] = yes OR P19[2] = yes OR P19[3] = yes OR P19[4] = yes OR
P19[5] = yes OR P19[6] = yes OR P19[7] = yes OR P19[8] = yes OR
P19[9] = yes OR P19[10] = yes OR P19[11] = yes OR P19[12] = yes OR
P19[13] = yes

Universe Description:

Question Text: The next few questions are about expenses made by ^YOU_ANYONE during the last two years, that is, as far back as ^TwoYearsAgo. We have used the responses that you've already given us to shorten this part of the interview, so I'll only be asking you about expenses that you told me that you did not have in the last three months.

Fills: YOU_ANYONE

Instructions: IF NUMHOUSE = 1 then fill "you"
ELSE fill "you or anyone in your household"

Fills: TwoYearsAgo

Instructions: IF CUR_MONTHNUM = 01 then fill "December YEAR minus 3 years"
ELSEIF CUR_MONTHNUM = 02 then fill "January YEAR minus 2 years"
ELSEIF CUR_MONTHNUM = 03 then fill "February YEAR minus 2 years"
ELSEIF CUR_MONTHNUM = 04 then fill "March YEAR minus 2 years"
ELSEIF CUR_MONTHNUM = 05 then fill "April YEAR minus 2 years"
ELSEIF CUR_MONTHNUM = 06 then fill "May YEAR minus 2 years"
ELSEIF CUR_MONTHNUM = 07 then fill "June YEAR minus 2 years"
ELSEIF CUR_MONTHNUM = 08 then fill "July YEAR minus 2 years"
ELSEIF CUR_MONTHNUM = 09 then fill "August YEAR minus 2 years"
ELSEIF CUR_MONTHNUM = 10 then fill "September YEAR minus 2 years"
ELSEIF CUR_MONTHNUM = 11 then fill "October YEAR minus 2 years"
ELSEIF CUR_MONTHNUM = 12 then fill "November YEAR minus 2 years"

Type: Enumerated

Length: 1

Answer List: TContinue

Value:	Mnemonic:	Description:
1	Continue	Enter 1 to Continue

- Don't Know
- Refuse
- Empty

- On Input
- On Output

Array:

Skip Instructions: Goto tbIPOPGRP19

Sponsor Field Type: N

Report Section: 20C

Date Implemented (YYYY-MM-DD): April 2019

tbIPOPGRP19

Block

NEWBSect20C.tbIPOPGRP19

Description: Extended Recall Questions for Pop Group 19

Tab Name:

Fly Over Name:

Universe Type: If

Inherited Universe:

Universe: PGRP19_INTRO = Continue

Universe Description:

Array:

Block Instructions: Allow 13 rows

Field

PRow
NEWBSect20C.tbIPOPGRP19.PRow

Description: Row Number - DO NOT DISPLAY

Form Pane Label:

SAS Name:

Tag Name:

Inherited Universe:

Universe:

Universe Description:

Question Text:

Type: Integer

Length: 2

Min: 1

Max: 13

- Don't Know
- Refuse
- Empty

- On Input
- On Output

Store Instructions: Set PRow = row number starting with 1

Array:

Report Section: 20C

Date Implemented (YYYY-MM-DD): February 2025

PCATDesc

Field

NEWBSect20C.tbIPOPGRP19.PCATDesc

Description: Item Description - SHOW field

Form Pane Label: Description

SAS Name:

Tag Name:

Inherited Universe:

Universe:

Universe Description:

Question Text: SHOW ONLY

Type: String

Length: 30

- Don't Know
- Refuse
- Empty

- On Input
- On Output

Store Instructions: Set Description as follows:

- For Row 1 set Description = 'Tickets'
- For Row 2 set Description = 'Photo Film'
- For Row 3 set Description = 'Propane, Wood, Coal'
- For Row 4 set Description = 'Water or Sewer'
- For Row 5 set Description = 'Trash Collection'
- For Row 6 set Description = 'Outdoor Furniture'
- For Row 7 set Description = 'Auto Clubs'
- For Row 8 set Description = 'Catered Events'
- For Row 9 set Description = 'Adult Day Care'
- For Row 10 set Description = 'Sports Events'
- For Row 11 set Description = 'Lodging'
- For Row 12 set Description = 'Flooring Covering'
- For Row 13 set Description = 'Infants' Furniture'

Array:

Report Section: 20C

Date Implemented (YYYY-MM-DD): February 2025

PCAT

Field

NEWBSect20C.tbIPOPGRP19.PCAT

Description: Outlet Screener Question

Form Pane Label: Item

SAS Name: PCAT

Tag Name: PCAT

Inherited Universe:

Universe: (Ask_P19[1] = yes AND PRow = 1) OR (Ask_P19[2] = yes AND PRow = 2) OR
(Ask_P19[3] = yes AND PRow = 3) OR (Ask_P19[4] = yes AND PRow = 4) OR
(Ask_P19[5] = yes AND PRow = 5) OR (Ask_P19[6] = yes AND PRow = 6) OR
(Ask_P19[7] = yes AND PRow = 7) OR (Ask_P19[8] = yes AND PRow = 8) OR
(Ask_P19[9] = yes AND PRow = 9) OR (Ask_P19[10] = yes AND PRow = 10) OR
(Ask_P19[11] = yes AND PRow = 11) OR (Ask_P19[12] = yes AND PRow = 12) OR
(Ask_P19[13] = yes AND PRow = 13)

Universe Description:

Question Text: ^P19CATIntro_Fill have ^YOU_ANYONE ^P19FillText

Fills: P19CATIntro_Fill

Instructions: IF P19Time[Prow] = 6 and IntroFlag6 = EMPTY then
fill "Now, please think about the last six months, since the first of
^SixMonthsAgo"
ELSEIF P19Time[Prow] = 6 fill "In the last SIX MONTHS,"

IF P19Time[Prow] = 12 and IntroFlag12 = EMPTY then
fill "Now, please think about the last twelve months, since the first of
^TwelveMonthsAgo"
ELSEIF P19Time[Prow] = 12 fill "In the last TWELVE MONTHS,"

IF P19Time[Prow] = 2 and IntroFlag2 = EMPTY then
fill "Now, please think about the last two years, since the first of
^TwoYearsAgo"
ELSEIF P19Time[Prow] = 2 fill "In the last TWO YEARS,"

IF P19Time[Prow] = 5 and IntroFlag5 = EMPTY then
fill "Now, please think about the last five years, since the first of
^FiveYearsAgo"
ELSEIF P19Time[Prow] = 5 fill "In the last FIVE YEARS,"[RET(F1)]

Fills: SixMonthsAgo

Instructions: IF CUR_MONTHNUM = 01 then fill "July YEAR minus 1 year"
ELSEIF CUR_MONTHNUM = 02 then fill "August YEAR minus 1 year"
ELSEIF CUR_MONTHNUM = 03 then fill "September YEAR minus 1 year"
ELSEIF CUR_MONTHNUM = 04 then fill "October YEAR minus 1 year"
ELSEIF CUR_MONTHNUM = 05 then fill "November YEAR minus 1 year"
ELSEIF CUR_MONTHNUM = 06 then fill "December YEAR minus 1 year"
ELSEIF CUR_MONTHNUM = 07 then fill "January YEAR"
ELSEIF CUR_MONTHNUM = 08 then fill "February YEAR"
ELSEIF CUR_MONTHNUM = 09 then fill "March YEAR"
ELSEIF CUR_MONTHNUM = 10 then fill "April YEAR"
ELSEIF CUR_MONTHNUM = 11 then fill "May YEAR"
ELSEIF CUR_MONTHNUM = 12 then fill "June YEAR"

Fills: TwelveMonthsAgo

Instructions: IF CUR_MONTHNUM = 01 then fill "December YEAR minus 2 years"
ELSEIF CUR_MONTHNUM = 02 then fill "January YEAR minus 1 year"
ELSEIF CUR_MONTHNUM = 03 then fill "February YEAR minus 1 year"
ELSEIF CUR_MONTHNUM = 04 then fill "March YEAR minus 1 year"
ELSEIF CUR_MONTHNUM = 05 then fill "April YEAR minus 1 year"
ELSEIF CUR_MONTHNUM = 06 then fill "May YEAR minus 1 year"
ELSEIF CUR_MONTHNUM = 07 then fill "June YEAR minus 1 year"
ELSEIF CUR_MONTHNUM = 08 then fill "July YEAR minus 1 year"
ELSEIF CUR_MONTHNUM = 09 then fill "August YEAR minus 1 year"
ELSEIF CUR_MONTHNUM = 10 then fill "September YEAR minus 1 year"
ELSEIF CUR_MONTHNUM = 11 then fill "October YEAR minus 1 year"
ELSEIF CUR_MONTHNUM = 12 then fill "November YEAR minus 1 year"

Fills: TwoYearsAgo

Instructions: IF CUR_MONTHNUM = 01 then fill "December YEAR minus 3 years"
ELSEIF CUR_MONTHNUM = 02 then fill "January YEAR minus 2 years"
ELSEIF CUR_MONTHNUM = 03 then fill "February YEAR minus 2 years"
ELSEIF CUR_MONTHNUM = 04 then fill "March YEAR minus 2 years"
ELSEIF CUR_MONTHNUM = 05 then fill "April YEAR minus 2 years"
ELSEIF CUR_MONTHNUM = 06 then fill "May YEAR minus 2 years"
ELSEIF CUR_MONTHNUM = 07 then fill "June YEAR minus 2 years"
ELSEIF CUR_MONTHNUM = 08 then fill "July YEAR minus 2 years"
ELSEIF CUR_MONTHNUM = 09 then fill "August YEAR minus 2 years"
ELSEIF CUR_MONTHNUM = 10 then fill "September YEAR minus 2 years"
ELSEIF CUR_MONTHNUM = 11 then fill "October YEAR minus 2 years"
ELSEIF CUR_MONTHNUM = 12 then fill "November YEAR minus 2 years"

Fills: FiveYearsAgo

Instructions: IF CUR_MONTHNUM = 01 then fill "December YEAR minus 6 years"
ELSEIF CUR_MONTHNUM = 02 then fill "January YEAR minus 5 years"
ELSEIF CUR_MONTHNUM = 03 then fill "February YEAR minus 5 years"
ELSEIF CUR_MONTHNUM = 04 then fill "March YEAR minus 5 years"

ELSEIF CUR_MONTHNUM = 05 then fill "April YEAR minus 5 years"
ELSEIF CUR_MONTHNUM = 06 then fill "May YEAR minus 5 years"
ELSEIF CUR_MONTHNUM = 07 then fill "June YEAR minus 5 years"
ELSEIF CUR_MONTHNUM = 08 then fill "July YEAR minus 5 years"
ELSEIF CUR_MONTHNUM = 09 then fill "August YEAR minus 5 years"
ELSEIF CUR_MONTHNUM = 10 then fill "September YEAR minus 5 years"
ELSEIF CUR_MONTHNUM = 11 then fill "October YEAR minus 5 years"
ELSEIF CUR_MONTHNUM = 12 then fill "November YEAR minus 5 years"

Fills: YOU_ANYONE

Instructions: **IF NUMHOUSE = 1 then fill "you"**
ELSE fill "you or anyone in your household"

Fills: P19FillText

Instructions: **P19FillText[1] := 'purchased any movie, concert, museum, or theme park tickets?'**

P19FillText[2] := 'purchased any film, film development supplies, or disposable cameras?'

P19FillText[3] := 'had any expenses for propane, firewood, coal, or charcoal used for household heating or cooking?'

P19FillText[4] := 'had any expenses for residential water or sewer service?'

P19FillText[5] := 'had any expenses for garbage or trash collection service?'

P19FillText[6] := 'purchased any outdoor furniture?'

P19FillText[7] := 'had any expenses for automobile service clubs?'

P19FillText[8] := 'had any expenses for catered events or board?'

P19FillText[9] := 'had any expenses for adult day care?'

P19FillText[10] := 'purchased any admissions to sporting events?'

P19FillText[11] := 'had any expenses for lodging while away from home such as hotels, motels, or vacation rentals?'

P19FillText[12] := 'purchased any flooring coverings, such as hard surface tiling, carpets, or scatter rugs?'

P19FillText[13] := 'purchased any infants' furniture?'

Type: Enumerated

Length: 1

Answer List: TYesNo

Value:	Mnemonic:	Description:
1	Yes	Yes
2	No	No

- Don't Know
- Refuse
- Empty

- On Input
- On Output

Store Instructions: Set IntroFlag:

IF PCAT = RESPONSE or PCAT = NONRESPONSE THEN:

IF P19TIME[PRow] = 6 then set IntroFlag6 = 1

IF P19TIME[PRow] = 12 then set IntroFlag12 = 1

IF P19TIME[PRow] = 2 then set IntroFlag2 = 1

IF P19TIME[PRow] = 5 then set IntroFlag5 = 1

Array:

Skip Instructions: 1: Goto POPSCAT

2,DK,RF: Goto the next appropriate row

Sponsor Field Type: C

Report Section: 20C

Date Implemented (YYYY-MM-DD): February 2025

POPSCAT

Field

NEWBSect20C.tbIPOPGRP19.POPSCAT

Description: CPI Pop Category

Form Pane Label:

SAS Name:

Tag Name:

Inherited Universe:

Universe: PCAT = Yes {1}

Universe Description:

Question Text:

Type: String

Length: 3

Don't Know

Refuse

Empty

On Input

On Output

Store Instructions: If PCAT = Yes {1} then set POPSCAT = P19CAT[PRow]

Array:

Skip Instructions: Goto OTLTCOST

Sponsor Field Type: C

Report Section: 20C

Date Implemented (YYYY-MM-DD): February 2025

Field

OTLTCOST

NEWBSect20C.tblPOPGRP19.OTLTCOST

Description: Purchase price

Form Pane Label: Cost

SAS Name: OTLTCOST

Tag Name: OTLTCOST

Inherited Universe:

Universe: PCAT = Yes {1}

Universe Description:

Question Text: In the last ^P19Fill1_Cost, how much ^P19Fill2_Cost ^P19FillTextC?

Fills: P19Fill1_Cost

Instructions: IF P19Time[PRow] = 6 then fill 'SIX MONTHS'
ELSEIF P19Time[PRow] = 12 then fill '12 MONTHS'
ELSEIF P19Time[PRow] = 2 then fill 'TWO YEARS'
ELSEIF P19Time[PRow] = 5 then fill 'FIVE YEARS'

Fills: P19Fill2_Cost

Instructions: IF PRow = 3, 4, 5, 7, 8, 9 or 11 then fill ''was ^YR_YRCUS last expense
for'
ELSE fill ''did ^YOU_YRCU spend on your last purchase of'

Fills: YR_YRCUS

Instructions: IF NUMHOUSE = 1 then fill "your"
ELSE fill "your household's"

Fills: YOU_YRCU

Instructions: IF NUMHOUSE = 1 then fill "you"
ELSE fill "your household"

Fills: P19FillTextC

Instructions: P19FillTextC[1] := 'movie, concert, museum, or theme park tickets'

P19FillTextC[2] := 'film, film development supplies, or disposable cameras'

P19FillTextC[3] := 'propane, firewood, coal, or charcoal used for household
heating or cooking'

P19FillTextC[4] := 'residential water or sewer service'

P19FillTextC[5] := 'garbage or trash collection service'

P19FillTextC[6] := 'outdoor furniture'

P19FillTextC[7] := 'automobile service clubs'

P19FillTextC[8] := 'catered events or board'

P19FillTextC[9] := 'adult day care'

P19FillTextC[10] := 'admissions to sporting events'

P19FillTextC[11] := 'lodging while away from home such as hotels, motels, or vacation rentals'

P19FillTextC[12] := 'flooring coverings, such as hard surface tiling, carpets, or scatter rugs'

P19FillTextC[13] := 'infants' furniture'

Type: Integer

Length: 7

Min: 1

Max: 999999

Don't Know

Refuse

Empty

On Input

On Output

Array:

Special Instructions: Display a \$ and comma in the entry field

Skip Instructions: IF OTLTCOST < P19SoftLowerLimit[PRow] or
OTLTCOST > P19SoftUpperLimit[PRow]
then goto ERR1_OTLTCOST

ELSE goto OTLTSTOR

Sponsor Field Type: N

Report Section: 20C

Date Implemented (YYYY-MM-DD): February 2025

ERR1_OTLTCOST

Check

NEWBSect20C.tbIPOPGRP19.ERR1_OTLTCOST

Description: Out of Range Check

Inherited Universe:

Universe: (OTLTCOST < P19SoftLowerLimit[PRow] or OTLTCOST > P19SoftUpperLimit[PRow]) AND OTLTCOST = RESPONSE

Universe Description:

Text: * THE VALUE ENTERED IS UNUSUALLY HIGH OR LOW

PLEASE VERIFY AND, IF CORRECT, ENTER ITEM LEVEL NOTE

Check Instructions: If error is suppressed, then set OTLT_OST = 'A1'

Type: Soft

Skip Instructions: Suppress: Goto OTLTSTOR

All others, go back to OTLTCOST

Field

OTLTSTOR
NEWBSect20C.tblPOPGRP19.OTLTSTOR

Description: Where Purchased

Form Pane Label: Business

SAS Name: OTLTSTOR

Tag Name: OTLTSTOR

Inherited Universe:

Universe: PCAT = Yes {1}

Universe Description:

Question Text: What is the name of the ^P19Fill_STOR?

✦ Enter store, website, or company name

Fills: P19Fill_STOR

Instructions: IF PRow = 1 then fill "theater, park or museum"

ELSEIF Prow = 10 then fill "stadium, arena, or sporting venue"

ELSEIF Prow = 11 then fill "hotel or place that you stayed"

ELSEIF Prow = 2, 6, 12 or 13 then fill "business where this was last purchased"

ELSE fill "business where ^YOU_YRCU had this expense";

Fills: YOU_YRCU

Instructions: IF NUMHOUSE = 1 then fill "you"

ELSE fill "your household"

Type: String

Length: 45

- Don't Know
- Refuse
- Empty

- On Input
- On Output

Array:

Special Instructions: IF uppercase entry contains '.COM' then set OTLTTYPE = 1 and "keep" and "Show"

Skip Instructions: IF uppercase entry does not contain '.COM' and is not a DK or RF then goto

OTLTTYPE

ELSEIF Prow = 1, 10, or 11 and OTLTSTOR = RESPONSE then goto PCITY

ELSE goto the next appropriate row

Sponsor Field Type: C

Report Section: 20C

Date Implemented (YYYY-MM-DD): February 2025

Field

PCITY
NEWBSect20C.tblPOPGRP19.PCITY

Description: Pick up location - City

Form Pane Label: Pickup - City

SAS Name: PCITY

Tag Name: PCITY

Inherited Universe:

Universe: OTLTSTOR = RESPONSE and PRow = 1, 10 or 11

Universe Description: Business is not DK or RF

Question Text: In what city ^P19CITY_Fill?

Fills: P19CITY_Fill

Instructions: IF Prow = 1 or 10 fill 'is ^OTLTSTOR_Fill located'
ELSEIF Prow = 11 fill 'did you stay'

Fills: OTLTSTOR_Fill

Instructions: Fill entry in OTLTSTOR

Type: String

Length: 45

- Don't Know
- Refuse
- Empty

- On Input
- On Output

Array:

Skip Instructions: Goto PSTATE

Sponsor Field Type: C

Report Section: 20C

Date Implemented (YYYY-MM-DD): February 2025

PSTATE

Field

NEWBSect20C.tbIPOPGRP19.PSTATE

Description: Pick up location - State

Form Pane Label: Pickup State

SAS Name: PSTATE

Tag Name: PSTATE

Inherited Universe:

Universe: OTLTSTOR = RESPONSE and PRow = 1, 10 or 11

Universe Description: Business is not DK or RF

Help Screen: H_DESTCODE

Question Text: ? [F1]

In what state ^P19CITY_Fill?

✦ Enter the two character state abbreviation or "XX" for foreign country

Fills: P19CITY_Fill

Instructions: IF Prow = 1 or 10 fill 'is ^OTLTSTOR_Fill located'
ELSEIF Prow = 11 fill 'did you stay'

Fills: OTLTSTOR_Fill

Instructions: Fill entry in OTLTSTOR

Type: String

Length: 2

Don't Know

Refuse

Empty

On Input

On Output

Array:

Special Instructions: Use answer type TState - STRING[2], display width 4

Skip Instructions: IF entry is not a valid state abbreviation and entry <> 'XX' then
goto CK_PSTATE

ELSEIF entry = XX then
goto PCNTRY

ELSE goto OTLTPOS

Sponsor Field Type: C

Report Section: 20C

Date Implemented (YYYY-MM-DD): February 2025

CK_PSTATE

Check

NEWBSect20C.tbIPOPGRP19.CK_PSTATE

Description: Not a valid state abbreviation

Inherited Universe:

Universe: (PSTATE is not a valid state abbreviation) AND PSTATE <> 'XX' AND PSTATE = RESPONSE

Universe Description: State abbreviation entered is not valid

Text: * [Not a valid state abbreviation](#)

Check Instructions:

Type: Hard

Skip Instructions: Go back to PSTATE

Field

PCNTRY
NEWBSect20C.tblPOPGRP19.PCNTRY

Description: Country vehicle picked up

Form Pane Label: Pickup Country

SAS Name: PCNTRY

Tag Name: PCNTRY

Inherited Universe:

Universe: UPPERCASE(PSTATE) = 'XX'

Universe Description: Vehicle was picked up in foreign country

Question Text: In what country ^P19CITY_Fill?

✦ Enter country name

Fills: P19CITY_Fill

Instructions: IF Prow = 1 or 10 fill 'is ^OTLTSTOR_Fill located'
ELSEIF Prow = 11 fill 'did you stay'

Fills: OTLTSTOR_Fill

Instructions: Fill entry in OTLTSTOR

Type: String

Length: 45

- Don't Know
- Refuse
- Empty

- On Input
- On Output

Array:

Skip Instructions: Goto OTLTPOS

Sponsor Field Type: C

Report Section: 20C

Date Implemented (YYYY-MM-DD): February 2025

OTLTPOS

Field

NEWBSect20C.tbIPOPGRP19.OTLTPOS

Description: Direct or 3rd party

Form Pane Label: Direct

SAS Name: OTLTPOS

Tag Name: OTLTPOS

Inherited Universe:

Universe: OTLTSTOR = RESPONSE AND Prow = 1, 10 or 11

Universe Description: Business is not DK or RF

Question Text: ^P19OTLTPOS_Fill ^OTLTSTOR_Fill or through a third party?

Fills: P19OTLTPOS_Fill

Instructions: IF Prow = 1 or 10 then fill 'Were the tickets purchased directly from'
ELSEIF Prow = 11 then fill 'Was the reservation made directly with'

Fills: OTLTSTOR_Fill

Instructions: Fill entry in OTLTSTOR

Type: Enumerated

Length: 1

Answer List: TDirectThird

Value:	Mnemonic:	Description:
1	Direct	Direct
2	Third	Third Party

- Don't Know
- Refuse
- Empty

- On Input
- On Output

Array:

Special Instructions: IF (OTLTPOS = 1, DK or RF) AND
uppercase entry in OTLTSTOR contains '.COM' then
set OTLTTYPE = 1 and "keep" and "Show"

Skip Instructions: 1,DK,RF: IF Uppercase entry in OTLTSTOR contains '.COM' then
goto the next appropriate row
ELSE goto OTLTTYE

2: Goto OTLTPSTO

Sponsor Field Type: C

Report Section: 20C

Date Implemented (YYYY-MM-DD): February 2025

OTLTPSTO

Field

NEWBSect20C.tbIPOPGRP19.OTLTPSTO

Description: Name of reservation company

Form Pane Label: 3rd Party

SAS Name: OTLTPSTO

Tag Name: OTLTPSTO

Inherited Universe:

Universe: OTLTPOS = Third {2}

Universe Description: Reservation was made through a third party

Question Text: What is the name of the company you used to ^P19OTLTPSTO_Fill?

✦ Enter company name

Fills: P19OTLTPSTO_Fill

Instructions: IF Prow = 1 or 10 then fill "purchase the tickets"
ELSEIF Prow = 11 then fill "make the reservation"

Type: String

Length: 45

Don't Know

Refuse

Empty

On Input

On Output

Array:

Special Instructions: IF uppercase entry contains '.COM' then
set OTLTTYPER = 1 and "keep" and "Show"

Skip Instructions: IF uppercase entry contains '.COM' or is DK or RF then
goto the next appropriate row

ELSE goto OTLTTYPER

Sponsor Field Type: C

Report Section: 20C

Date Implemented (YYYY-MM-DD): February 2025

OTLTTYPE

Field

NEWBSect20C.tbIPOPGRP19.OTLTTYPE

Description: Purchased Online or in person

Form Pane Label: Online

SAS Name: OTLTTYPE

Tag Name: OTLTTYPE

Inherited Universe:

Universe: (OTLTSTOR = RESPONSE) AND UPPERCASE(OTLTSTOR) does not contain '.COM'

Universe Description: Business name is not DK, RF or .COM

Question Text: Was this paid for -

Type: Enumerated

Length: 1

Answer List: TOnline

Value:	Mnemonic:	Description:
1	Online	Online?
2	InPerson	In person?
3	MailTel	By mail or telephone order?
4	Other	Other

- Don't Know
- Refuse
- Empty

- On Input
- On Output

Array:

Special Instructions: Answer list descriptions for options 1-3 should be bold black

Skip Instructions: 1,3,4,DK,RF: Goto the next appropriate row

2: IF Prow = 2-9, 12 or 13 then goto OTLTCITY
ELSEIF Prow = 1, 10 or 11 and
OTLPOS = 2 then goto OTLTCITY

ELSE goto the next appropriate row

Sponsor Field Type: C

Report Section: 20C

Date Implemented (YYYY-MM-DD): February 2025

OTLTCITY

Field

NEWBSect20C.tbIPOPGRP19.OTLTCITY

Description: Purchase location - City

Form Pane Label: Location - City

SAS Name: OTLTCITY

Tag Name: OTLTCITY

Inherited Universe:

Universe: OTLTTYPE = InPerson {2}

Universe Description: Purchased in person

Question Text: In what city is ^P19OTLTCITY_Fill located?

Fills: P19OTLTCITY_Fill

Instructions: IF PRow = 1, 10 or 11 then fill entry in OTLTPSTO
ELSE fill entry in OTLTSTOR

Type: String

Length: 45

- Don't Know
- Refuse
- Empty

- On Input
- On Output

Array:

Skip Instructions: Goto OTLTSTE

Sponsor Field Type: C

Report Section: 20C

Date Implemented (YYYY-MM-DD): February 2025

Field

OTLTSTE

NEWBSect20C.tbIPOPGRP19.OTLTSTE

Description: Purchase location - State

Form Pane Label: State

SAS Name: OTLTSTE

Tag Name: OTLTSTE

Inherited Universe:

Universe: OTLTTYPE = InPerson {2}

Universe Description: Purchased in person

Help Screen: H_DESTCODE

Question Text: ? [F1]

In what state is ^P19OTLTCITY_Fill located?

✦ [Enter the two character state abbreviation](#)

Fills: P19OTLTCITY_Fill

Instructions: IF PRow = 1, 10 or 11 then fill entry in OTLTPSTO
ELSE fill entry in OTLTSTOR

Type: String

Length: 2

Don't Know
 Refuse
 Empty

On Input
 On Output

Array:

Special Instructions: Use answer type TState - STRING[2], display width 4

Skip Instructions: IF entry is not a valid state abbreviation then goto CK_OTLTSTE
ELSE goto the next appropriate row

Sponsor Field Type: C

Report Section: 20C

Date Implemented (YYYY-MM-DD): February 2025

Check

CK_OTLTSTE
NEWBSect20C.tblPOPGRP19.CK_OTLTSTE

Description: Not a valid state abbreviation

Inherited Universe:

Universe: (OTLTSTE is not a valid state abbreviation) AND OTLTSTE = RESPONSE

Universe Description: State abbreviation entered is not valid

Text: * [Not a valid state abbreviation](#)

Check Instructions:

Type: Hard

Skip Instructions: Go back to OTLTSTE

OTLT_OST

Field

NEWBSect20C.tbIPOPGRP19.OTLT_OST

Description: Range edit flag

Form Pane Label:

SAS Name: OTLT_OST

Tag Name:

Inherited Universe:

Universe:

Universe Description:

Question Text:

Type: String

Length: 2

- Don't Know
- Refuse
- Empty

- On Input
- On Output

Array:

Special Instructions: NOTE: See ERR1_OTLTCOST for how to set this field

Valid Values: A1 = Range edit failed (ERR1 check was suppressed)
Blank = Range edit passed

Sponsor Field Type: C

Report Section: 20C

Date Implemented (YYYY-MM-DD): February 2025

Sponsor Edits: FLAG

Field

END_POPGRP19
NEWBSect20C.END_POPGRP19

Description: End of Section 20C - Pop Group 19

Form Pane Label:

SAS Name:

Tag Name:

Inherited Universe:

Universe:

Universe Description:

Question Text:

Type: Classification

Length: 0

- Don't Know
- Refuse
- Empty

- On Input
- On Output

Store Instructions: Set 20C Complete Flag

```
IF Ask_P19[1] = no and Ask_P19[2] = no and Ask_P19[3] = no and
Ask_P19[4] = no and Ask_P19[5] = no and Ask_P19[6] = no and
Ask_P19[7] = no and Ask_P19[8] = no and Ask_P19[9] = no and
Ask_P19[10] = no and Ask_P19[11] = no and
Ask_P19[12] = no and Ask_P19[13] = no
THEN
    set S20C_Complete = 1
```

ELSEIF Ask_P19[13] = yes THEN:

```
IF tblIPOPGRP19[13].PCAT = No {2} or
tblIPOPGRP19[13].PCAT = NONRESPONSE or
tblIPOPGRP19[13].OTLTSTOR contains .COM or
tblIPOPGRP19[13].OTLTSTOR = NONRESPONSE or
tblIPOPGRP19[13].OTLTTYPE = OnLine {1} or
tblIPOPGRP19[13].OTLTTYPE = MailTel {3} or
tblIPOPGRP19[13].OTLTTYPE = Other {4} or
tblIPOPGRP19[13].OTLTTYPE = NONRESPONSE or
```

```
tbIPOPGRP19[13].OTLTSTE = RESPONSE or
tbIPOPGRP19[13].OTLTSTE = NONRESPONSE then
  set S20C_Complete = 1
ELSE set S20C_Complete = 2
END
```

ELSEIF Ask_P19[12] = yes THEN:

```
IF tbIPOPGRP19[12].PCAT = No {2} or
  tbIPOPGRP19[12].PCAT = NONRESPONSE or
  tbIPOPGRP19[12].OTLTSTOR contains .COM or
  tbIPOPGRP19[12].OTLTSTOR = NONRESPONSE or
  tbIPOPGRP19[12].OTLTTYPE = OnLine {1} or
  tbIPOPGRP19[12].OTLTTYPE = MailTel {3} or
  tbIPOPGRP19[12].OTLTTYPE = Other {4} or
  tbIPOPGRP19[12].OTLTTYPE = NONRESPONSE or
  tbIPOPGRP19[12].OTLTSTE = RESPONSE or
  tbIPOPGRP19[12].OTLTSTE = NONRESPONSE then
  set S20C_Complete = 1
ELSE set S20C_Complete = 2
END
```

ELSEIF Ask_P19[11] = yes THEN:

```
IF tbIPOPGRP19[11].PCAT = No {2} or
  tbIPOPGRP19[11].PCAT = NONRESPONSE or
  tbIPOPGRP19[11].OTLTSTOR contains .COM or
  tbIPOPGRP19[11].OTLTSTOR = NONRESPONSE or
  tbIPOPGRP19[11].PCITY = NONRESPONSE or
  tbIPOPGRP19[11].PSTATE = NONRESPONSE or
  tbIPOPGRP19[11].PCNTRY = NONRESPONSE or
  tbIPOPGRP19[11].OTLTPOS = Direct {1} or
  tbIPOPGRP19[11].OTLTPOS = NONRESPONSE or
  tbIPOPGRP19[11].OTLTPSTO = NONRESPONSE or
  tbIPOPGRP19[11].OTLTTYPE = OnLine {1} or
  tbIPOPGRP19[11].OTLTTYPE = MailTel {3} or
  tbIPOPGRP19[11].OTLTTYPE = Other {4} or
  tbIPOPGRP19[11].OTLTTYPE = NONRESPONSE or
  tbIPOPGRP19[11].OTLTSTE = RESPONSE or
  tbIPOPGRP19[11].OTLTSTE = NONRESPONSE then
  set S20C_Complete = 1
ELSE set S20C_Complete = 2
END
```

ELSEIF Ask_P19[10] = yes THEN:

```
IF tbIPOPGRP19[10].PCAT = No {2} or
  tbIPOPGRP19[10].PCAT = NONRESPONSE or
  tbIPOPGRP19[10].OTLTSTOR contains .COM or
  tbIPOPGRP19[10].OTLTSTOR = NONRESPONSE or
```

```
tbIPOPGRP19[10].PCITY = NONRESPONSE or  
tbIPOPGRP19[10].PSTATE = NONRESPONSE or  
tbIPOPGRP19[10].PCNTRY = NONRESPONSE or  
tbIPOPGRP19[10].OTLTPOS = Direct {1} or  
tbIPOPGRP19[10].OTLTPOS = NONRESPONSE or  
tbIPOPGRP19[10].OTLTPSTO = NONRESPONSE or  
tbIPOPGRP19[10].OTLTTYPE = OnLine {1} or  
tbIPOPGRP19[10].OTLTTYPE = MailTel {3} or  
tbIPOPGRP19[10].OTLTTYPE = Other {4} or  
tbIPOPGRP19[10].OTLTTYPE = NONRESPONSE or  
tbIPOPGRP19[10].OTLTSTE = RESPONSE or  
tbIPOPGRP19[10].OTLTSTE = NONRESPONSE then  
    set S20C_Complete = 1  
ELSE set S20C_Complete = 2  
END
```

ELSEIF Ask_P19[9] = yes THEN:

```
IF tbIPOPGRP19[9].PCAT = No {2} or  
   tbIPOPGRP19[9].PCAT = NONRESPONSE or  
   tbIPOPGRP19[9].OTLTSTOR contains .COM or  
   tbIPOPGRP19[9].OTLTSTOR = NONRESPONSE or  
   tbIPOPGRP19[9].OTLTTYPE = OnLine {1} or  
   tbIPOPGRP19[9].OTLTTYPE = MailTel {3} or  
   tbIPOPGRP19[9].OTLTTYPE = Other {4} or  
   tbIPOPGRP19[9].OTLTTYPE = NONRESPONSE or  
   tbIPOPGRP19[9].OTLTSTE = RESPONSE or  
   tbIPOPGRP19[9].OTLTSTE = NONRESPONSE then  
    set S20C_Complete = 1  
ELSE set S20C_Complete = 2  
END
```

ELSEIF Ask_P19[8] = yes THEN:

```
IF tbIPOPGRP19[8].PCAT = No {2} or  
   tbIPOPGRP19[8].PCAT = NONRESPONSE or  
   tbIPOPGRP19[8].OTLTSTOR contains .COM or  
   tbIPOPGRP19[8].OTLTSTOR = NONRESPONSE or  
   tbIPOPGRP19[8].OTLTTYPE = OnLine {1} or  
   tbIPOPGRP19[8].OTLTTYPE = MailTel {3} or  
   tbIPOPGRP19[8].OTLTTYPE = Other {4} or  
   tbIPOPGRP19[8].OTLTTYPE = NONRESPONSE or  
   tbIPOPGRP19[8].OTLTSTE = RESPONSE or  
   tbIPOPGRP19[8].OTLTSTE = NONRESPONSE then  
    set S20C_Complete = 1  
ELSE set S20C_Complete = 2  
END
```

ELSEIF Ask_P19[7] = yes THEN:

```
IF tbIPOPGRP19[7].PCAT = No {2} or
  tbIPOPGRP19[7].PCAT = NONRESPONSE or
  tbIPOPGRP19[7].OTLTSTOR contains .COM or
  tbIPOPGRP19[7].OTLTSTOR = NONRESPONSE or
  tbIPOPGRP19[7].OTLTTYPE = OnLine {1} or
  tbIPOPGRP19[7].OTLTTYPE = MailTel {3} or
  tbIPOPGRP19[7].OTLTTYPE = Other {4} or
  tbIPOPGRP19[7].OTLTTYPE = NONRESPONSE or
  tbIPOPGRP19[7].OTLTSTE = RESPONSE or
  tbIPOPGRP19[7].OTLTSTE = NONRESPONSE then
  set S20C_Complete = 1
ELSE set S20C_Complete = 2
END
```

ELSEIF Ask_P19[6] = yes THEN:

```
IF tbIPOPGRP19[6].PCAT = No {2} or
  tbIPOPGRP19[6].PCAT = NONRESPONSE or
  tbIPOPGRP19[6].OTLTSTOR contains .COM or
  tbIPOPGRP19[6].OTLTSTOR = NONRESPONSE or
  tbIPOPGRP19[6].OTLTTYPE = OnLine {1} or
  tbIPOPGRP19[6].OTLTTYPE = MailTel {3} or
  tbIPOPGRP19[6].OTLTTYPE = Other {4} or
  tbIPOPGRP19[6].OTLTTYPE = NONRESPONSE or
  tbIPOPGRP19[6].OTLTSTE = RESPONSE or
  tbIPOPGRP19[6].OTLTSTE = NONRESPONSE then
  set S20C_Complete = 1
ELSE set S20C_Complete = 2
END
```

ELSEIF Ask_P19[5] = yes THEN:

```
IF tbIPOPGRP19[5].PCAT = No {2} or
  tbIPOPGRP19[5].PCAT = NONRESPONSE or
  tbIPOPGRP19[5].OTLTSTOR contains .COM or
  tbIPOPGRP19[5].OTLTSTOR = NONRESPONSE or
  tbIPOPGRP19[5].OTLTTYPE = OnLine {1} or
  tbIPOPGRP19[5].OTLTTYPE = MailTel {3} or
  tbIPOPGRP19[5].OTLTTYPE = Other {4} or
  tbIPOPGRP19[5].OTLTTYPE = NONRESPONSE or
  tbIPOPGRP19[5].OTLTSTE = RESPONSE or
  tbIPOPGRP19[5].OTLTSTE = NONRESPONSE then
  set S20C_Complete = 1
ELSE set S20C_Complete = 2
END
```

ELSEIF Ask_P19[4] = yes THEN:

```
IF tbIPOPGRP19[4].PCAT = No {2} or
  tbIPOPGRP19[4].PCAT = NONRESPONSE or
```



```
tbIPOPGRP19[4].OTLTSTOR contains .COM or  
tbIPOPGRP19[4].OTLTSTOR = NONRESPONSE or  
tbIPOPGRP19[4].OTLTTYPE = OnLine {1} or  
tbIPOPGRP19[4].OTLTTYPE = MailTel {3} or  
tbIPOPGRP19[4].OTLTTYPE = Other {4} or  
tbIPOPGRP19[4].OTLTTYPE = NONRESPONSE or  
tbIPOPGRP19[4].OTLTSTE = RESPONSE or  
tbIPOPGRP19[4].OTLTSTE = NONRESPONSE then  
    set S20C_Complete = 1  
ELSE set S20C_Complete = 2  
END
```

```
ELSEIF Ask_P19[3] = yes THEN:  
    IF tbIPOPGRP19[3].PCAT = No {2} or  
       tbIPOPGRP19[3].PCAT = NONRESPONSE or  
       tbIPOPGRP19[3].OTLTSTOR contains .COM or  
       tbIPOPGRP19[3].OTLTSTOR = NONRESPONSE or  
       tbIPOPGRP19[3].OTLTTYPE = OnLine {1} or  
       tbIPOPGRP19[3].OTLTTYPE = MailTel {3} or  
       tbIPOPGRP19[3].OTLTTYPE = Other {4} or  
       tbIPOPGRP19[3].OTLTTYPE = NONRESPONSE or  
       tbIPOPGRP19[3].OTLTSTE = RESPONSE or  
       tbIPOPGRP19[3].OTLTSTE = NONRESPONSE then  
        set S20C_Complete = 1  
    ELSE set S20C_Complete = 2  
    END
```

```
ELSEIF Ask_P19[2] = yes THEN:  
    IF tbIPOPGRP19[2].PCAT = No {2} or  
       tbIPOPGRP19[2].PCAT = NONRESPONSE or  
       tbIPOPGRP19[2].OTLTSTOR contains .COM or  
       tbIPOPGRP19[2].OTLTSTOR = NONRESPONSE or  
       tbIPOPGRP19[2].OTLTTYPE = OnLine {1} or  
       tbIPOPGRP19[2].OTLTTYPE = MailTel {3} or  
       tbIPOPGRP19[2].OTLTTYPE = Other {4} or  
       tbIPOPGRP19[2].OTLTTYPE = NONRESPONSE or  
       tbIPOPGRP19[2].OTLTSTE = RESPONSE or  
       tbIPOPGRP19[2].OTLTSTE = NONRESPONSE then  
        set S20C_Complete = 1  
    ELSE set S20C_Complete = 2  
    END
```

```
ELSEIF Ask_P19[1] = yes THEN:  
    IF tbIPOPGRP19[1].PCAT = No {2} or  
       tbIPOPGRP19[1].PCAT = NONRESPONSE or  
       tbIPOPGRP19[1].OTLTSTOR contains .COM or  
       tbIPOPGRP19[1].OTLTSTOR = NONRESPONSE or
```

```
tbIPOPGRP19[1].PCITY = NONRESPONSE or  
tbIPOPGRP19[1].PSTATE = NONRESPONSE or  
tbIPOPGRP19[1].PCNTRY = NONRESPONSE or  
tbIPOPGRP19[1].OTLTPOS = Direct {1} or  
tbIPOPGRP19[1].OTLTPOS = NONRESPONSE or  
tbIPOPGRP19[1].OTLTPSTO = NONRESPONSE or  
tbIPOPGRP19[1].OTLTTYPE = OnLine {1} or  
tbIPOPGRP19[1].OTLTTYPE = MailTel {3} or  
tbIPOPGRP19[1].OTLTTYPE = Other {4} or  
tbIPOPGRP19[1].OTLTTYPE = NONRESPONSE or  
tbIPOPGRP19[1].OTLTSTE = RESPONSE or  
tbIPOPGRP19[1].OTLTSTE = NONRESPONSE then  
    set S20C_Complete = 1  
ELSE set S20C_Complete = 2  
END  
END
```

Array:

Skip Instructions: Exit section 20C and goto the next appropriate section

Field

S20_END
S20_END

Description:

Form Pane Label:

SAS Name:

Tag Name:

Inherited Universe:

Universe:

Universe Description: All Interviews

Question Text:

Type: Classification

Length: 0

- Don't Know
- Refuse
- Empty

- On Input
- On Output

Store Instructions: Set the section complete flag
IF S20B_END = 1 then Set section complete flag
(store "Yes" in sectcomp(20))

NOTE: Section 20C is not required for a sufficient partial or a complete interview so it is not included in the setting for sectcomp(20).

Array:

Skip Instructions: Goto Section 21 - BSECT21

Report Section: 20B

BSECT21

BSECT21

Block

Description: Work Experience and Income

Tab Name: 21

Fly Over Name: 21- Work Experience and Income

Universe Type: If

Inherited Universe:

Universe: bFront.START <> Transmit {3} AND bFront.START <> Quit {4} AND
bFront.START <> Noninterview {5} AND bFront.REPLACE_HH <> Yes {1} AND
bFront.REPLACE_SPAWN <> Continue {1} AND CE_INTRO = Continue {1}

Universe Description: All Interviews

Array:

Block Instructions: Section labels:

Section 21, Part A - Work experience and income

Section 21, Part B - Work experience and income

Block

BLKPARTA
BLKPARTA

Description: Work experience and income

Tab Name:

Fly Over Name:

Universe Type: If

Inherited Universe:

Universe:

Universe Description:

Array:

Block Instructions: 1. Max rows: 30

2. Flags needed for S21A and B
(S21_NEWCU will need to be set outside of section 21)

S21_NEWCU: Set equal to 1 for newly spawned replacements
and cu's. or for New sample or late permit cases or
previous Type B cases

If the 3rd position of the CASEID is R Then set = 1
{replacement}

If the 2nd position of the CASEID is A, B, C ,
etc. Then set = 1 {cu's}

If the PROUT(intnmbr-1) is blank or 224-226, 228,
229, 231-233 240, 331, or 332 set = 1
{new sample, late permit, prev. Type B}

S21_PARTIAL: Set equal to 1 if any person had previously
answered INCWEEKQ.

If 8500.INCWEEKQ = 0-52, D, R for any person
then set S21_partial = 1.

SoftLowerLimit

Field

BLKPARTA.SoftLowerLimit

Description: Lower ranges for ERR1
(SALARYX, GOVRETX, RRRDEDX, SEMPFRMX, RRRETIRX, SS_RRQ, SSIX,
INDRETX)

Form Pane Label:

SAS Name:

Tag Name:

Inherited Universe:

Universe:

Universe Description:

Question Text:

Type: Integer

Length: 8

Min: 0

Max: 99999999

- Don't Know
- Refuse
- Empty

- On Input
- On Output

Store Instructions: SoftLowerLimit[1] := 500 {SALARYX}
SoftLowerLimit[2] := 5 {GOVRETX}
SoftLowerLimit[3] := 5 {RRRDEDX}
SoftLowerLimit[4] := 1 {SEMPFRMX}
SoftLowerLimit[5] := 49 {RRRETIRX}
SoftLowerLimit[6] := 0 {SS_RRQ}
SoftLowerLimit[7] := 5 {SSIX}
SoftLowerLimit[8] := 75 {INDRETX}

Array:

Number of Elements: 40

Special Instructions: NOTE: Number of elements is set to 40 to be generic across sections and so if more options are added later this won't need to change

Field

SoftUpperLimit

BLKPARTA.SoftUpperLimit

Description: Upper ranges for ERR1
(SALARYX, GOVRETX, RRRDEDX, SEMPFRMX, RRRETIRX, SS_RRQ, SSIX, INDRETX)

Form Pane Label:

SAS Name:

Tag Name:

Inherited Universe:

Universe:

Universe Description:

Question Text:

Type: Integer

Length: 8

Min: 0

Max: 99999999

Don't Know

Refuse

Empty

On Input

On Output

Store Instructions: SoftUpperLimit[1] := 399999 {SALARYX}
SoftUpperLimit[2] := 1229 {GOVRETX}
SoftUpperLimit[3] := 444 {RRRDEDX}
SoftUpperLimit[4] := 399999 {SEMPFRMX}
SoftUpperLimit[5] := 9999 {RRRETIRX}
SoftUpperLimit[6] := 12 {SS_RRQ}
SoftUpperLimit[7] := 15180 {SSIX}
SoftUpperLimit[8] := 32000 {INDRETX}

Array:

Number of Elements: 40

Special Instructions: NOTE: Number of elements is set to 40 to be generic across sections and so if more options are added later this won't need to change

SoftLowerLimitG

Field

BLKPARTA.SoftLowerLimitG

Description: Lower ranges for ERR1 (GROSPAYX and PAYPERD)

Form Pane Label:

SAS Name:

Tag Name:

Inherited Universe:

Universe:

Universe Description:

Question Text:

Type: Integer

Length: 8

Min: 0

Max: 99999999

- Don't Know
- Refuse
- Empty

- On Input
- On Output

Store Instructions: SoftLowerLimitG[1] := 50 {PAYPERD = 1}
SoftLowerLimitG[2] := 120 {PAYPERD = 2}
SoftLowerLimitG[3] := 100 {PAYPERD = 3}
SoftLowerLimitG[4] := 51 {PAYPERD = 4}
SoftLowerLimitG[5] := 250 {PAYPERD = 5}
SoftLowerLimitG[6] := 15 {PAYPERD = 6}
SoftLowerLimitG[7] := 200 {PAYPERD = 7}
SoftLowerLimitG[8] := 8 {PAYPERD = DK or RF}

Array:

Number of Elements: 40

Special Instructions: NOTE: Number of elements is set to 40 to be generic across sections and so if more options are added later this won't need to change

Field

SoftUpperLimitG

BLKPARTA.SoftUpperLimitG

Description: Upper ranges for ERR1 (GROSPAYX and PAYPERD)

Form Pane Label:

SAS Name:

Tag Name:

Inherited Universe:

Universe:

Universe Description:

Question Text:

Type: Integer

Length: 8

Min: 0

Max: 99999999

- Don't Know
- Refuse
- Empty

- On Input
- On Output

Store Instructions: SoftUpperLimitG[1] := 7692 {PAYPERD = 1}
SoftUpperLimitG[2] := 15385 {PAYPERD = 2}
SoftUpperLimitG[3] := 33333{PAYPERD = 3}
SoftUpperLimitG[4] := 100000 {PAYPERD = 4}
SoftUpperLimitG[5] := 399999 {PAYPERD = 5}
SoftUpperLimitG[6] := 16667 {PAYPERD = 6}
SoftUpperLimitG[7] := 399999 {PAYPERD = 7}
SoftUpperLimitG[8] := 399999 {PAYPERD = DK or RF}

Array:

Number of Elements: 40

Special Instructions: NOTE: Number of elements is set to 40 to be generic across sections and so if more options are added later this won't need to change

SoftLowerLimitP

Field

BLKPARTA.SoftLowerLimitP

Description: Lower ranges for ERR1 (PRIVPENX and PAYPERD)

Form Pane Label:

SAS Name:

Tag Name:

Inherited Universe:

Universe:

Universe Description:

Question Text:

Type: Integer

Length: 8

Min: 0

Max: 99999999

- Don't Know
- Refuse
- Empty

- On Input
- On Output

Store Instructions: SoftLowerLimitP[1] := 5 {PAYPERD = 1}
SoftLowerLimitP[2] := 8 {PAYPERD = 2}
SoftLowerLimitP[3] := 32 {PAYPERD = 3}
SoftLowerLimitP[4] := 5 {PAYPERD = 4}
SoftLowerLimitP[5] := 7 {PAYPERD = 5}
SoftLowerLimitP[6] := 30 {PAYPERD = 6}
SoftLowerLimitP[7] := 12 {PAYPERD = 7}
SoftLowerLimitP[8] := 5 {PAYPERD = DK or RF}

Array:

Number of Elements: 40

Special Instructions: NOTE: Number of elements is set to 40 to be generic across sections and so if more options are added later this won't need to change

Field

SoftUpperLimitP

BLKPARTA.SoftUpperLimitP

Description: Upper ranges for ERR1 (PRIVPENX and PAYPERD)

Form Pane Label:

SAS Name:

Tag Name:

Inherited Universe:

Universe:

Universe Description:

Question Text:

Type: Integer

Length: 8

Min: 0

Max: 99999999

- Don't Know
- Refuse
- Empty

- On Input
- On Output

Store Instructions: SoftUpperLimitP[1] := 275 {PAYPERD = 1}
SoftUpperLimitP[2] := 644 {PAYPERD = 2}
SoftUpperLimitP[3] := 6000 {PAYPERD = 3}
SoftUpperLimitP[4] := 4500 {PAYPERD = 4}
SoftUpperLimitP[5] := 20000 {PAYPERD = 5}
SoftUpperLimitP[6] := 1000 {PAYPERD = 6}
SoftUpperLimitP[7] := 3000 {PAYPERD = 7}
SoftUpperLimitP[8] := 147000 {PAYPERD = DK or RF}

Array:

Number of Elements: 40

Special Instructions: NOTE: Number of elements is set to 40 to be generic across sections and so if more options are added later this won't need to change

ANYWORK

BLKPARTA.ANYWORK

Field

Description: Did you earn any income from wages, or salary, from a business, partnership,

Form Pane Label: Any income?

SAS Name: ANYWORK

Tag Name: ANYWORK

Inherited Universe:

Universe: (INTNMBR = 2 or INTNMBR = 3) AND (CC.Unit2.Person.S21_ACTIVECU = 1
8500.INCWEEKQ = 0 and 8500.INCWEEKQ <> EMPTY for this person)

Universe Description:

Question Text: Since the first of ^REF_MONTH, did ^YouName earn any income from wages or salary?

Fills: REF_MONTH

Instructions: Set REF_MONTH = 3 months before the interview.
Calculated by taking the INTPER from record type 10 to come up with the base month to start from.

Fills: YouName

Instructions: If RESPLINE = MEMBNO then fill "you"
Else fill ^Name

Fills: Name

Instructions: Fill Name

Type: Enumerated

Length: 1

Answer List: TYesNo

Value:	Mnemonic:	Description:
1	Yes	Yes
2	No	No

- Don't Know
- Refuse

Empty

On Input

On Output

Array:

Skip Instructions: 1: Goto 21A_INTRO

2,DK,RF: Goto S21A_CHECK

Instrument SAS Name: ANYWORK

Destination Data Set: MINC

Sponsor Field Type: C

Report Section: 21A

S21A_INTRO

BLKPARTA.S21A_INTRO

Field

Description: Intro to income questions

Form Pane Label: Introduction to income questions

SAS Name:

Tag Name: S21A_INTRO

Inherited Universe:

Universe: [(INTNMBR = 1 or INTNMBR = 4) and CC.Unit2.Person.S21_ACTIVECU = 1 AND ((AGE >= 14) or (AGE = NONRESPONSE and CU_CODE = 1, 2, 7 or 10))] OR [(INTNMBR = 2 or INTNMBR = 3) AND S21_NEWCU = 1 AND CC.Unit2.Person.S21_ACTIVECU = 1 AND [(AGE >= 14) or (AGE = NONRESPONSE and CU_CODE = 1, 2, 7 or 10)]] OR [(INTNMBR = 2 or INTNMBR = 3) AND (S21_PARTIAL <> 1) AND CC.Unit2.Person.S21_ACTIVECU = 1 AND [(AGE >= 14) or (AGE = NONRESPONSE and CU_CODE = 1, 2, 7 or 10)]] OR [(INTNMBR = 2 or INTNMBR = 3) AND (S21_PARTIAL = 1) AND CC.Unit2.Person.S21_ACTIVECU = 1 AND I_AGE = Blank AND current [(AGE >= 14) or (AGE = NONRESPONSE and CU_CODE = 1, 2, 7 or 10)]] OR [(INTNMBR = 2 or INTNMBR = 3) AND (S21_PARTIAL = 1) AND CC.Unit2.Person.S21_ACTIVECU = 1 AND I_AGE < 14 and current [(AGE >= 14) or (AGE = NONRESPONSE and CU_CODE = 1, 2, 7 or 10)]] OR ANYWORK = Yes {1} AND S21AIntroFlag <> 1]

Universe Description:

Question Text: The next few questions are about income. We know people aren't used to discussing their income, but please be assured that, like all other information you have provided, these answers will be kept strictly confidential.

Type: Enumerated

Length: 1

Answer List: TContinue

Value:	Mnemonic:	Description:
1	Continue	Enter 1 to Continue

- Don't Know
- Refuse
- Empty

- On Input
- On Output

Array:

Special Instructions: NOTE: English translation of universe

- a. Interview number is 1 or 4 and this person is an active CU member who is 14+ years old
- b. Newly spawned case and this person is an active CU member who is 14+ years old
- c. Interview number is 2 or 3 AND no data for section 21A was collected last quarter(s) and this person is an active CU member who is 14+ years old
- d. Interview number is 2 or 3 AND some data was collected last quarter(s) and this is a newly added active CU member who is 14+ years old. (Assumption being that is we have partial 21A data we must have completed the control card therefore age could not be blank for any existing member.)
- e. Interview number is 2 or 3 AND some data was collected last quarter(s) and this active CU member was less than 14 last time, but who is now 14+ years old
- f. Response to ANYWORK is "yes"
- g. S21A_INTRO has not been asked.

Skip Instructions: Goto INCWEEKQ

Instrument SAS Name: S21A_INTRO

Destination Data Set: MINC

Report Section: 21A

INCWEEKQ
BLKPARTA.INCWEEKQ

Field

Description: How many weeks did you work either full time or part time

Form Pane Label: Weeks worked

SAS Name: INCWEEKQ

Tag Name: INCWEEKQ

Inherited Universe:

Universe: [(INTNMBR = 1 or INTNMBR = 4) and CC.Unit2.Person.S21_ACTIVECU = 1 AND ((AGE >= 14) or (AGE = NONRESPONSE and CU_CODE = 1, 2, 7 or 10))]
OR
[(INTNMBR = 2 or 3) and S21_NEWCU = 1 and CC.Unit2.Person.S21_ACTIVECU = 1 AND ((AGE >= 14) or (AGE = NONRESPONSE and CU_CODE = 1, 2, 7 or 10))]
OR
[(INTNMBR = 2 or 3) and (S21_PARTIAL <> 1) and CC.Unit2.Person.S21_ACTIVECU = 1 AND ((AGE >= 14) or (AGE = NONRESPONSE and CU_CODE = 1, 2, 7 or 10))]
OR
[(INTNMBR = 2 or 3) and (S21_PARTIAL = 1) and CC.Unit2.Person.S21_ACTIVECU = 1 AND I_AGE = Blank AND current ((AGE >= 14) or (AGE = NONRESPONSE and CU_CODE = 1, 2, 7 or 10))]
OR
[(INTNMBR = 2 or 3) and (S21_PARTIAL = 1) and CC.Unit2.Person.S21_ACTIVECU = 1 AND I_AGE < 14 and current ((AGE >= 14) or (AGE = NONRESPONSE and CU_CODE = 1, 2, 7 or 10))]
OR
(S21A_INTRO = Continue {1})

Universe Description:

Help Screen: H_INCWEEKQ

Question Text: ? [F1]

^NextPerfill

In the past 12 months, including paid vacation and sick leave, how many weeks did ^YouName work?

◆ If household member did not work, enter zero.

Fills: NextPerfill

Instructions: If MEMBNO = 1 then leave blank
Else fill "Now I am going to ask about ^YourNames work experience and income."

Fills: YourNames

Instructions: If RESPLINE = MEMBNO then fill "your"
Else fill ^Name's

Fills: Name

Instructions: Fill Name

Fills: YouName

Instructions: If RESPLINE = MEMBNO then fill "you"
Else fill ^Name

Fills: Name

Instructions: Fill Name

Type: Integer

Length: 2

Min: 0

Max: 52

- Don't Know
- Refuse
- Empty

- On Input
- On Output

Array:

Special Instructions: NOTE: English translation of universe

- a. Interview number is 1 or 4 and this person is an active CU member who is 14+ years old
- b. Newly spawned case and this person is an active CU member who is 14+ years old
- c. Interview number is 2 or 3 AND no data for section 21A was collected last quarter(s) and this person is an active CU member who is 14+ years old
- d. Interview number is 2 or 3 AND some data was collected last quarter(s) and then is a newly added active CU member who is 14+ years old.
(Assumption being that we have partial 21A data we

- must have completed the control card therefore age could not be blank for any existing member.)
- e. Interview number is 2 or 3 AND some data was collected last quarter(s) and this active CU member was less than 14 last time, but is now 14+ years old

Skip Instructions: 0: Goto INCNONWK

1-52,DK,RF: Goto INC_HRSQ

Instrument SAS Name: INCWEEKQ

Destination Data Set: MINC

Sponsor Field Type: N

Report Section: 21A

Field

INC_HRSQ
BLKPARTA.INC_HRSQ

Description: How many hours did you usually work per week

Form Pane Label: Hours worked

SAS Name: INC_HRSQ

Tag Name: INC_HRSQ

Inherited Universe:

Universe: INCWEEKQ >= 1 OR INCWEEKQ = NONRESPONSE

Universe Description:

Help Screen: H_INC_HRSQ

Question Text: ? [F1]

In the weeks that ^YouName worked, how many hours did ^YouHeShe usually work per week?

Fills: YouName

Instructions: If RESPLINE = MEMBNO then fill "you"
Else fill ^Name

Fills: Name

Instructions: Fill Name

Fills: YouHeShe

Instructions: IF RESPLINE = MEMBNO then fill "you"
ELSEIF SEX[MEMBNO] = No {2} then fill "she"
ELSE fill "he"

Type: Integer

Length: 3

Min: 1

Max: 168

- Don't Know
- Refuse
- Empty

- On Input
- On Output

Array:

Skip Instructions: Goto OCCUCODE

Instrument SAS Name: INC_HRSQ

Destination Data Set: MINC

Sponsor Field Type: N

Report Section: 21A

Field

OCCUCODE
BLKPARTA.OCCUCODE

Description: The job in which you received the most earning during the last 12 months

Form Pane Label: Job type

SAS Name: OCCUCODE

Tag Name: OCCUCODE

Inherited Universe:

Universe: INCWEEKQ >= 1 OR INCWEEKQ = NONRESPONSE

Universe Description:

Help Screen: H_OCCUCODE

Question Text:  47 ? [F1]

Which of the following categories best describes the job in which ^YouName received the most earnings during the past 12 months?

[* For help in categorizing an occupation, select the Occupation Tab or Press CTRL-O](#)

Fills: YouName

Instructions: If RESPLINE = MEMBNO then fill "you"
Else fill ^Name

Fills: Name

Instructions: Fill Name

Type: Enumerated

Length: 2

Answer List: TProfession

Value:	Mnemonic:	Description:
1	Admin	Administrator, manager
2	Teacher	Teacher
3	Professional	Professional
4	AdminSupport	Administrative support, including clerical
5	SalesRetail	Sales, retail
6	SalesBiz	Sales, business goods and services
7	Tech	Technician

8	Protect	Protective service
9	PrivateHouse	Private household service
10	OtherService	Other service
11	Operator	Machine or transportation operator, laborer
12	Construct	Construction workers, mechanics
13	Farming	Farming
14	Forestry	Forestry, fishing, groundskeeping
15	ArmedForces	Armed Forces

- Don't Know
- Refuse
- Empty

- On Input
- On Output

Array:

Skip Instructions: Goto INCOMEY

Instrument SAS Name: OCCUCODE

Destination Data Set: MINC

Sponsor Field Type: C

Report Section: 21A

Field

INCOMEY
BLKPARTA.INCOMEY

Description: What is/was your type of employment

Form Pane Label: Type of employment

SAS Name: INCOMEY

Tag Name: INCOMEY

Inherited Universe:

Universe: INCWEEKQ >= 1 OR INCWEEKQ = NONRESPONSE

Universe Description:

Question Text: ^WereWas ^YouName:

Fills: WereWas

Instructions: IF RESPLINE = MEMBNO then fill "Were"
ELSE fill "Was"

Fills: YouName

Instructions: If RESPLINE = MEMBNO then fill "you"
Else fill ^Name

Fills: Name

Instructions: Fill Name

Type: Enumerated

Length: 1

Answer List: TEmployment

Value:	Mnemonic:	Description:
1	Private	An employee of a PRIVATE company, business, or individual working for wages or salary?
2	Federal	A Federal government employee?
3	State	A State government employee?
4	LocalGov	A local government employee?
5	SelfEmployedBiz	Self-employed ^YourHisHer OWN business, partnership, professional practice, or farm?
6	WorkNoPay	Working WITHOUT PAY in a family business or farm?

Don't Know
 Refuse
 Empty

On Input
 On Output

Array:

Special Instructions: Answer list options should be in bold black

Skip Instructions: Goto SALARYST

Instrument SAS Name: INCOMEY

Destination Data Set: MINC

Sponsor Field Type: C

Report Section: 21A

Field

INCNONWK
BLKPARTA.INCNONWK

Description: What was the main reason you did not work during the last 12 months

Form Pane Label: Reason not working

SAS Name: INCNONWK

Tag Name: INCNONWK

Inherited Universe:

Universe: INCWEEKQ = 0 AND INCWEEKQ <> EMPTY

Universe Description: Did not work in the past 12 months

Help Screen: H_INCNONWK

Question Text: ? [F1]

What was the main reason ^YouName did not work during the past 12 months?

^WereWas ^YouHeShe -

Fills: YouName

Instructions: If RESPLINE = MEMBNO then fill "you"
Else fill ^Name

Fills: Name

Instructions: Fill Name

Fills: WereWas

Instructions: IF RESPLINE = MEMBNO then fill "Were"
ELSE fill "Was"

Fills: YouHeShe

Instructions: IF RESPLINE = MEMBNO then fill "you"
ELSEIF SEX[MEMBNO] = No {2} then fill "she"
ELSE fill "he"

Type: Enumerated

Length: 1

Answer List: TReasonNoWork

Value: **Mnemonic:** **Description:**

1	Retired	Retired?
2	Family	Taking care of home/family?
3	School	Going to school?
4	IIIDisabled	Ill, disabled, unable to work?
5	CantFindWork	Unable to find work?
6	Other	Doing something else?

- Don't Know
- Refuse
- Empty

- On Input
- On Output

Array:

Skip Instructions: Goto SALARYST

Instrument SAS Name: INCNONWK

Destination Data Set: MINC

Sponsor Field Type: C

Report Section: 21A

Field

SALARYST
BLKPARTA.SALARYST

Description: Did you receive any money in wages or salary

Form Pane Label: Wages or salary

SAS Name: SALARYST

Tag Name: SALARYST

Inherited Universe:

Universe: INCWEEKQ = RESPONSE OR INCWEEKQ = NONRESPONSE

Universe Description:

Help Screen: H_SALARYST

Question Text: ? [F1]

The next few questions are about income DURING THE PAST 12 MONTHS, that is from ^DATE1 to ^DATE2...

Did ^YouName receive any wages, salary, tips, bonuses, or commissions?

Fills: YouName

Instructions: If RESPLINE = MEMBNO then fill "you"
Else fill ^Name

Fills: Name

Instructions: Fill Name

Fills: DATE1

Instructions: Fill date one year ago from current date in the format Month D, YYYY

Fills: DATE2

Instructions: Fill yesterday's date in the format Month D, YYYY

Type: Enumerated

Length: 1

Answer List: TYesNo

Value:	Mnemonic:	Description:
1	Yes	Yes
2	No	No

Don't Know
 Refuse
 Empty

On Input
 On Output

Array:

Skip Instructions: 1: Goto SALARYX

2,DK,RF: Goto SEMPFRM

Instrument SAS Name: SALARYST

Destination Data Set: MINC

Sponsor Field Type: C

Report Section: 21A

Field

SALARYX
BLKPARTA.SALARYX

Description: How much did you receive in wages and salaries from all jobs before any deductions

Form Pane Label: Gross salary

SAS Name: SALARYX

Tag Name: SALARYX

Inherited Universe:

Universe: SALARYST = Yes {1}

Universe Description: Received wages, salary, tips, bonuses, or commissions

Help Screen: H_SALARYST

Question Text: ? [F1]

How much did ^YouName receive before taxes?

Fills: YouName

Instructions: If RESPLINE = MEMBNO then fill "you"
Else fill ^Name

Fills: Name

Instructions: Fill Name

Type: Integer

Length: 9

Min: 1

Max: 99999999

Don't Know

Refuse

Empty

On Input

On Output

Store Instructions: IF SALARYX is in range, DK, or RF then set SALARYX_ = EMPTY

Array:

Special Instructions: Display \$ and comma in the entry field

Skip Instructions: 1-99999999: IF SALARYX < SoftLowerLimit[1] or SALARYX > SoftUpperLimit[1] then
goto ERR1_SALARYX
ELSE goto GROSPAYX

DK,RF: Goto SALARYB

Instrument SAS Name: SALARYX

Destination Data Set: MINC

Sponsor Field Type: N

Report Section: 21A

Check

ERR1_SALARYX
BLKPARTA.ERR1_SALARYX

Description: Out of Range Check

Inherited Universe:

Universe: (SALARYX < SoftLowerLimit[1] or SALARYX > SoftUpperLimit[1]) AND SALARYX = RESPONSE

Universe Description:

Text: * THE VALUE ENTERED IS UNUSUALLY HIGH OR LOW

PLEASE VERIFY AND IF CORRECT, ENTER ITEM LEVEL NOTE

Check Instructions: IF suppressed then set SALARYX_ = 'A1'

Type: Soft

Skip Instructions: Suppress: Goto GROSPAYX

All others, go back to SALARYX

SALARYB

BLKPARTA.SALARYB

Field

Description: Which range on this card best reflects you total wages and salaries for all jobs

Form Pane Label: Salary range

SAS Name: SALARYB

Tag Name: SALARYB

Inherited Universe:

Universe: SALARYX = NONRESPONSE

Universe Description: DK or RF amount of wages, salary, tips, bonuses, or commissions

Help Screen: H_SALARYST

Question Text:  48 ? [F1]

Could you tell me which range on CARD A best reflects ^YourNames total wages and salaries for ALL JOBS during the PAST 12 MONTHS?

Fills: YourNames

Instructions: If RESPLINE = MEMBNO then fill "your"
Else fill ^Name's

Fills: Name

Instructions: Fill Name

Type: Enumerated

Length: 2

Answer List: TDollarRange_1_120K

Value:	Mnemonic:	Description:
1	r_0k_4k	\$1-\$4,999
2	r_5k_9k	\$5,000-\$9,999
3	r_10k_14k	\$10,000-\$14,999
4	r_15k_19k	\$15,000-\$19,999
5	r_20k_29k	\$20,000-\$29,999
6	r_30k_39k	\$30,000-\$39,999
7	r_40k_49k	\$40,000-\$49,999
8	r_50k_69k	\$50,000-\$69,999
9	r_70k_89k	\$70,000-\$89,999

10	r_90k_119k	\$90,000-\$119,999
11	r_120k	\$120,000 and over

- Don't Know
- Refuse
- Empty

- On Input
- On Output

Array:

Skip Instructions: Goto GROSPAYX

Instrument SAS Name: SALARYB

Destination Data Set: MINC

Sponsor Field Type: C

Report Section: 21A

GROSPAYX
BLKPARTA.GROSPAYX

Field

Description: What was the amount of your last pay before any deductions

Form Pane Label: Last pay

SAS Name: GROSPAYX

Tag Name: GROSPAYX

Inherited Universe:

Universe: SALARYX <> EMPTY OR SALARYB = RESPONSE OR SALARYB =
NONRESPONSE

Universe Description:

Question Text: What was the amount of ^YourNames last pay before any deductions?

Fills: YourNames

Instructions: If RESPLINE = MEMBNO then fill "your"
Else fill ^Name's

Fills: Name

Instructions: Fill Name

Type: Integer

Length: 9

Min: 1

Max: 99999999

Don't Know

Refuse

Empty

On Input

On Output

Array:

Special Instructions: Display \$ and comma in the entry

Skip Instructions: Goto PAYPERD

Instrument SAS Name: GROSPAYX

Destination Data Set: MINC

Sponsor Field Type: N

Report Section: 21A

PAYPERD

BLKPARTA.PAYPERD

Field

Description: What period of time did this cover

Form Pane Label: Pay period

SAS Name: PAYPERD

Tag Name: PAYPERD

Inherited Universe:

Universe: SALARYX <> EMPTY OR SALARYB = RESPONSE OR SALARYB =
NONRESPONSE

Universe Description:

Question Text: What period of time did this cover?

Type: Enumerated

Length: 1

Answer List: TPayPeriod

Value:	Mnemonic:	Description:
1	Weekly	One week
2	Biweekly	Two weeks
3	Monthly	Month
4	Quarterly	Quarter
5	Annually	Year
6	Biannually	Twice a month
7	Other	Other

- Don't Know
- Refuse
- Empty

- On Input
- On Output

Store Instructions: IF GROSPAYX is in range or NONRESPONSE then set GROS_AYX = EMPTY

Array:

Skip Instructions: IF (PAYPERD = 1-4, 6, or 7) AND GROSPAYX > (SALARYX*0.5) then goto ERR1_PAYPERD

ELSE:

1-6: IF GROSPAYX < SoftLowerLimitG[PAYPERD] or GROSPAYX > SoftUpperLimitG[PAYPERD] then goto ERR1_PAYPERD

ELSE goto PAYSTUB

7: IF GROSPAYX < SoftLowerLimitG[PAYPERD] or GROSPAYX > SoftUpperLimitG[PAYPERD] then goto ERR1_PAYPERD

ELSE goto PAYPRDOT

DK,RF: IF GROSPAYX < SoftLowerLimitG[8] or GROSPAYX > SoftUpperLimitG[8] then goto ERR1_PAYPERD

ELSE goto PAYSTUB

Instrument SAS Name: PAYPERD

Destination Data Set: MINC

Sponsor Field Type: C

Report Section: 21A

ERR1_PAYPERD

Check

BLKPARTA.ERR1_PAYPERD

Description: Out of Range Check

Inherited Universe:

Universe: (PAYPERD = NONRESPONSE and GROSPAYX = RESPONSE and (GROSPAYX < SoftLowerLimitG[8] or GROSPAYX > SoftUpperLimitG[8])) OR
(PAYPERD = RESPONSE and GROSPAYX = RESPONSE and (GROSPAYX < SoftLowerLimitG[PAYPERD] or GROSPAYX > SoftUpperLimitG[PAYPERD]))
OR
[GROSPAYX = RESPONSE AND SALARYX = RESPONSE AND
(((PAYPERD >= 1 and PAYPERD <= 4) or PAYPERD = 6 or PAYPERD = 7) and
GROSPAYX > (SALARYX*0.5))]

Universe Description:

Text: * THE VALUE ENTERED IS UNUSUALLY HIGH OR LOW

PLEASE VERIFY AND IF CORRECT, ENTER ITEM LEVEL NOTE

Check Instructions: IF suppressed then set GROS_AYX = 'A1'

Type: Soft

Skip Instructions: Suppress: IF PAYPERD = 7 then goto PAYPRDOT
ELSE goto PAYSTUB

All others, go back to PAYPERD

Field

PAYPRDOT
BLKPARTA.PAYPRDOT

Description: Specify

Form Pane Label: Specify

SAS Name: PAYPRDOT

Tag Name: PAYPRDOT

Inherited Universe:

Universe: PAYPERD = Other {7}

Universe Description:

Question Text: * Specify:

Type: String

Length: 30

- Don't Know
- Refuse
- Empty

- On Input
- On Output

Array:

Skip Instructions: Goto PAYSTUB

Instrument SAS Name: PAYPRDOT

Destination Data Set: MINC

Sponsor Field Type: C

Report Section: 21A

PAYSTUB

BLKPARTA.PAYSTUB

Field

Description: Does the respondent have a paper or electronic pay check record present

Form Pane Label: Pay stub

SAS Name: PAYSTUB

Tag Name: PAYSTUB

Inherited Universe:

Universe: PAYPERD = RESPONSE OR PAYPERD = NONRESPONSE OR
PAYPRDOT = RESPONSE

Universe Description:

Question Text: ♦ Does the respondent have a paper or electronic pay check record present for
^Hishernames last paycheck?

Fills: Hishernames

Instructions: If MEMBNO = RESPLINE then

If SEX(MEMBNO) = Male {1} then fill "his"

If SEX(MEMBNO) = Female {2} then fill "her"

If SEX(MEMBNO) = NONRESPONSE then fill "his/her"

Else fill ^Name's

Fills: Name

Instructions: Fill Name

Type: Enumerated

Length: 1

Answer List: TYesNo

Value:	Mnemonic:	Description:
1	Yes	Yes
2	No	No

Don't Know

Refuse

Empty

On Input

On Output

Array:

Skip Instructions: Goto PRIVPENS

Instrument SAS Name: PAYSTUB

Destination Data Set: MINC

Sponsor Field Type: C

Report Section: 21A

PRIVPENS

BLKPARTA.PRIVPENS

Field

Description: Was there any money deducted from your pay for private pension fund

Form Pane Label: Priv pension

SAS Name: PRIVPENS

Tag Name: PRIVPENS

Inherited Universe:

Universe: PAYSTUB = RESPONSE OR PAYSTUB = NONRESPONSE

Universe Description:

Help Screen: H_PRIVPENS

Question Text: ? [F1]

Was there any money deducted from ^YourNames pay for -

Private pension fund?

Fills: YourNames

Instructions: If RESPLINE = MEMBNO then fill "your"
Else fill ^Name's

Fills: Name

Instructions: Fill Name

Type: Enumerated

Length: 1

Answer List: TYesNo

Value:	Mnemonic:	Description:
1	Yes	Yes
2	No	No

- Don't Know
- Refuse
- Empty

- On Input
- On Output

Array:

Skip Instructions: 1: Goto PRIVPENX

2,DK,RF: Goto GOVRET

Instrument SAS Name: PRIVPENS

Destination Data Set: MINC

Sponsor Field Type: C

Report Section: 21A

PRIVPENX
BLKPARTA.PRIVPENX

Field

Description: How much

Form Pane Label: Amount

SAS Name: PRIVPENX

Tag Name: PRIVPENX

Inherited Universe:

Universe: PRIVPENS = Yes {1}

Universe Description:

Question Text: How much?

Type: Integer

Length: 9

Min: 1

Max: 99999999

Don't Know

Refuse

Empty

On Input

On Output

Store Instructions: IF PRIVPENX is in range, DK, or RF then set PRIV_ENX = EMPTY

Array:

Special Instructions: Display \$ and comma in the entry field

Skip Instructions: 1-99999999: IF PAYPERD = DK or RF and (PRIVPENX < SoftLowerLimitP[8] or PRIVPENX >

SoftUpperLimitP[8]) OR

(PRIVPENX < SoftLowerLimit[PAYPERD] or PRIVPENX >

SoftUpperLimitP[PAYPERD])

THEN goto ERR1_PRIVPENX

ELSE goto GOVRET

DK,RF: Goto GOVRET

Instrument SAS Name: PRIVPENX

Destination Data Set: MINC

Sponsor Field Type: N

Report Section: 21A

ERR1_PRIVPENX

BLKPARTA.ERR1_PRIVPENX

Check

Description: Out of Range Check

Inherited Universe:

Universe: (PAYPERD = NONRESPONSE and PRIVPENX = RESPONSE and (PRIVPENX < SoftLowerLimitP[8] or PRIVPENX > SoftUpperLimitP[8])) OR
(PAYPERD = RESPONSE and PRIVPENX = RESPONSE and (PRIVPENX < SoftLowerLimitP[PAYPERD] or PRIVPENX > SoftUpperLimitP[PAYPERD]))

Universe Description:

Text: ♦ THE VALUE ENTERED IS UNUSUALLY HIGH OR LOW

PLEASE VERIFY AND IF CORRECT, ENTER ITEM LEVEL NOTE

Check Instructions: IF suppressed then set PRIV_ENX = 'A1'

Type: Soft

Skip Instructions: Suppress: Goto GOVRET

All others, go back to PRIVPENX

Field

GOVRET
BLKPARTA.GOVRET

Description: Was there any money deducted from your pay for government retirement

Form Pane Label: Govt retirement

SAS Name: GOVRET

Tag Name: GOVRET

Inherited Universe:

Universe: PRIVPENS = No {2} OR PRIVPENS = NONRESPONSE OR
PRIVPENX = RESPONSE OR PRIVPENX = NONRESPONSE

Universe Description:

Help Screen: H_GOVRET

Question Text: ? [F1]

Was there any money deducted from ^YourNames pay for -
Government retirement?

Fills: YourNames

Instructions: If RESPLINE = MEMBNO then fill "your"
Else fill ^Name's

Fills: Name

Instructions: Fill Name

Type: Enumerated

Length: 1

Answer List: TYesNo

Value:	Mnemonic:	Description:
1	Yes	Yes
2	No	No

- Don't Know
- Refuse
- Empty

On Input

On Output

Array:

Special Instructions: IF PRIVPENS = 1 bold-black first
part of question text "Was there any money deducted from
^YourNames pay for?"
ELSE gray out first part of question text

Skip Instructions: 1: Goto GOVRET

2,DK,RF: Goto RRRDED

Instrument SAS Name: GOVRET

Destination Data Set: MINC

Sponsor Field Type: C

Report Section: 21A

Field

GOVRET
BLKPARTA.GOVRET

Description: How much

Form Pane Label: Amount

SAS Name: GOVRET

Tag Name: GOVRET

Inherited Universe:

Universe: GOVRET = Yes {1}

Universe Description:

Question Text: How much?

Type: Integer

Length: 9

Min: 1

Max: 99999999

Don't Know

Refuse

Empty

On Input

On Output

Store Instructions: IF GOVRET is in range, DK, or RF then set GOVRET_ = EMPTY

Array:

Special Instructions: Display \$ and comma in the entry field

Skip Instructions: 1-99999999: IF GOVRET < SoftLowerLimit[2] or GOVRET > SoftUpperLimit[2]
then goto ERR1_GOVRET
ELSE goto RRRDED

DK,RF: Goto RRRDED

Instrument SAS Name: GOVRET

Destination Data Set: MINC

Sponsor Field Type: N

Report Section: 21A

Check

ERR1_GOVRETX
BLKPARTA.ERR1_GOVRETX

Description: Out of Range Check

Inherited Universe:

Universe: (GOVRETX < SoftLowerLimit[2] or GOVRETX > SoftUpperLimit[2]) AND GOVRETX = RESPONSE

Universe Description:

Text: * THE VALUE ENTERED IS UNUSUALLY HIGH OR LOW

PLEASE VERIFY AND IF CORRECT, ENTER ITEM LEVEL NOTE

Check Instructions: IF suppressed then set GOVRETX_ = 'A1'

Type: Soft

Skip Instructions: Suppress: Goto RRRDED

All others, go back to GOVRETX

RRRDED

Field

BLKPARTA.RRRDED

Description: Was there any money deducted from your pay for railroad retirement

Form Pane Label: RR retirement

SAS Name: RRRDED

Tag Name: RRRDED

Inherited Universe:

Universe: GOVRET = No {2} OR GOVRET = NONRESPONSE OR
GOVRETX = RESPONSE OR GOVRETX = NONRESPONSE

Universe Description:

Question Text: Was there any money deducted from ^YourNames pay for -

Railroad retirement?

Fills: YourNames

Instructions: If RESPLINE = MEMBNO then fill "your"
Else fill ^Name's

Fills: Name

Instructions: Fill Name

Type: Enumerated

Length: 1

Answer List: TYesNo

Value:	Mnemonic:	Description:
1	Yes	Yes
2	No	No

- Don't Know
- Refuse
- Empty

- On Input
- On Output

Array:

Special Instructions: IF GOVRET = 1 bold-black first
part of question text "Was there any money deducted from
^YourNames pay for?"
ELSE gray out first part of question text

Skip Instructions: 1: Goto RRRDEDX
2,DK,RF: Goto SSDED

Instrument SAS Name: RRRDED

Destination Data Set: MINC

Sponsor Field Type: C

Report Section: 21A

RRRDEDX

BLKPARTA.RRRDEDX

Field

Description: How much

Form Pane Label: Amount

SAS Name: RRRDEDX

Tag Name: RRRDEDX

Inherited Universe:

Universe: RRRDED = Yes {1}

Universe Description:

Question Text: How much?

Type: Integer

Length: 9

Min: 1

Max: 99999999

Don't Know

Refuse

Empty

On Input

On Output

Store Instructions: IF RRRDEDX is in range, DK, or RF then set RRRDEDX_ = EMPTY

Array:

Special Instructions: Display \$ and comma in the entry field

Skip Instructions: 1-99999999: IF RRRDEDX < SoftLowerLimit[3] or RRRDEDX > SoftUpperLimit[3]
then goto ERR1_RRRDEDX
ELSE goto SSDED

DK,RF: Goto SSDED

Instrument SAS Name: RRRDEDX

Destination Data Set: MINC

Sponsor Field Type: N

Report Section: 21A

ERR1_RRRDEDX

Check

BLKPARTA.ERR1_RRRDEDX

Description: Out of Range Check

Inherited Universe:

Universe: (RRRDEDX < SoftLowerLimit[3] or RRRDEDX > SoftUpperLimit[3]) AND RRRDEDX = RESPONSE

Universe Description:

Text: * THE VALUE ENTERED IS UNUSUALLY HIGH OR LOW

PLEASE VERIFY AND IF CORRECT, ENTER ITEM LEVEL NOTE

Check Instructions: IF suppressed then set RRRDEDX_ = 'A1'

Type: Soft

Skip Instructions: Suppress: Goto SSDED

All others, go back to RRRDEDX

Field

SSDED
BLKPARTA.SSDED

Description: Was there any money deducted from your pay for Social Security including Medicare

Form Pane Label: Soc Sec deducted

SAS Name: SSDED

Tag Name: SSDED

Inherited Universe:

Universe: RRRDED = No {2} OR RRRDED = NONRESPONSE OR RRRDEDX = RESPONSE
OR RRRDEDX = NONRESPONSE

Universe Description:

Help Screen: H_SSDED

Question Text: ? [F1]

Was there any money deducted from ^YourNames pay for -
Social Security including Medicare?

Fills: YourNames

Instructions: If RESPLINE = MEMBNO then fill "your"
Else fill ^Name's

Fills: Name

Instructions: Fill Name

Type: Enumerated

Length: 1

Answer List: TYesNo

Value:	Mnemonic:	Description:
1	Yes	Yes
2	No	No

- Don't Know
- Refuse
- Empty

On Input

On Output

Array:

Special Instructions: IF RRRDED = 1 bold-black first
part of question text "Was there any money deducted from
^YourNames pay for?"
ELSE gray out first part of question text

Skip Instructions: 1: Goto MEDICOV

2,DK,RF: Goto SSNORM

Instrument SAS Name: SSDED

Destination Data Set: MINC

Sponsor Field Type: C

Report Section: 21A

Field

SSNORM
BLKPARTA.SSNORM

Description: Are social security payments normally deducted from your pay

Form Pane Label: Soc Sec normally ded

SAS Name: SSNORM

Tag Name: SSNORM

Inherited Universe:

Universe: SSDED = No {2} OR SSDED = NONRESPONSE

Universe Description:

Question Text: Are Social Security payments **NORMALLY** deducted from ^YourNames pay?

Fills: YourNames

Instructions: If RESPLINE = MEMBNO then fill "your"
Else fill ^Name's

Fills: Name

Instructions: Fill Name

Type: Enumerated

Length: 1

Answer List: TYesNo

Value:	Mnemonic:	Description:
1	Yes	Yes
2	No	No

- Don't Know
- Refuse
- Empty

- On Input
- On Output

Array:

Skip Instructions: 1: Goto MEDICOV

2,DK,RF: Goto EMPLCONT

Instrument SAS Name: SSNORM

Destination Data Set: MINC

Sponsor Field Type: C

Report Section: 21A

Field

MEDICOV
BLKPARTA.MEDICOV

Description: Does the money deducted cover only the Medicare portion of Social Security?

Form Pane Label: Medicare only

SAS Name: MEDICOV

Tag Name: MEDICOV

Inherited Universe:

Universe: SSDED = Yes {1} OR SSNORM = Yes {1}

Universe Description:

Question Text: Does the money deducted for Social Security cover only the Medicare portion of Social Security?

Type: Enumerated

Length: 1

Answer List: TYesNo

Value:	Mnemonic:	Description:
1	Yes	Yes
2	No	No

- Don't Know
- Refuse
- Empty

- On Input
- On Output

Array:

Skip Instructions: Goto EMPLCONT

Instrument SAS Name: MEDICOV

Destination Data Set: MINC

Sponsor Field Type: C

Report Section: 21A

Field

EMPLCONT
BLKPARTA.EMPLCONT

Description: Did any employer or union contribute to your pension or retirement plan

Form Pane Label: Empl/Union contrib

SAS Name: EMPLCONT

Tag Name: EMPLCONT

Inherited Universe:

Universe: SSNORM = No {2} OR SSNORM = NONRESPONSE OR MEDICOV = RESPONSE
OR MEDICOV = NONRESPONSE

Universe Description:

Help Screen: H_EMPLCONT

Question Text: ? [F1]

**Other than Social Security, did any employer or union contribute to
^YourNames pension or retirement plan in the past 12 months?**

Fills: YourNames

Instructions: If RESPLINE = MEMBNO then fill "your"
Else fill ^Name's

Fills: Name

Instructions: Fill Name

Type: Enumerated

Length: 1

Answer List: TYesNo

Value:	Mnemonic:	Description:
1	Yes	Yes
2	No	No

- Don't Know
- Refuse
- Empty

- On Input
- On Output

Array:

Skip Instructions: Goto SEMPFRM

Instrument SAS Name: EMPLCONT

Destination Data Set: MINC

Sponsor Field Type: C

Report Section: 21A

Field

SEMPFRM
BLKPARTA.SEMPFRM

Description: Did you receive any self-employment income or have a loss?

Form Pane Label: Self-empl inc

SAS Name: SEMPFRM

Tag Name: SEMPFRM

Inherited Universe:

Universe: SALARYST = No {2} OR SALARYST = NONRESPONSE OR
EMPLCONT = RESPONSE OR EEMPLCONT = NONRESPONSE

Universe Description:

Help Screen: H_SEMPFRM

Question Text: ? [F1]

DURING THE PAST 12 MONTHS -

Did ^YouName receive any self-employment income or have a loss?

(Report income from own businesses (farm or non-farm) including proprietorships
and partnerships)

Fills: YouName

Instructions: If RESPLINE = MEMBNO then fill "you"

Else fill ^Name

Fills: Name

Instructions: Fill Name

Type: Enumerated

Length: 1

Answer List: TYesNo

Value:	Mnemonic:	Description:
1	Yes	Yes
2	No	No

- Don't Know
- Refuse
- Empty

On Input
 On Output

Array:

Special Instructions: IF SALARYST = 1 bold-black the first line
("DURING THE PAST 12 MONTHS?")
ELSE gray out the first line

Skip Instructions: 1: Goto SEMPFRMX

2,DK,RF: Goto SOCSRRET

Instrument SAS Name: SEMPFRM

Destination Data Set: MINC

Sponsor Field Type: C

Report Section: 21A

Field

SEMPFRMX
BLKPARTA.SEMPFRMX

Description: What was the amount of self-employment income or loss?

Form Pane Label: Amount

SAS Name: SEMPFRMX

Tag Name: SEMPFRMX

Inherited Universe:

Universe: SEMPFRM = Yes {1}

Universe Description:

Help Screen: H_SEMPFRM

Question Text: ? [F1]

What was the amount?

(Report net income after operating expenses. Include earning as a tenant farmer or sharecropper.)

- If net income was a loss, precede amount with a '-'
Breakeven = 1

Type: Integer

Length: 10

Min: -999999999

Max: 999999999

Don't Know

Refuse

Empty

On Input

On Output

Store Instructions: IF SEMPFRMX is in range, DK, or RF then Set SEMP_RMX = EMPTY

Array:

Special Instructions: Display \$ and comma in the entry field

Skip Instructions: -999999999-999999999: IF SEMPFRMX = 0 then goto CK_SEMPFRMX

```
ELSEIF SEMPFRMX < SoftLowerLimit[4] or SEMPFRMX >  
SoftUpperLimit[4]  
then goto ERR1_SEMPFRMX  
ELSE goto SOCSRRET
```

DK,RF: Goto SEMPFRMB

Instrument SAS Name: SEMPFRMX

Destination Data Set: MINC

Sponsor Field Type: N

Report Section: 21A

Check

CK_SEMPFRMX
BLKPARTA.CK_SEMPFRMX

Description: 0 is not a valid value

Inherited Universe:

Universe: SEMPFRMX = 0

Universe Description:

Text: * ZERO IS NOT AN ALLOWED VALUE

IF THERE WAS NO NET INCOME OR LOSS, ENTER 1

Check Instructions:

Type: Hard

Skip Instructions: Go back to SEMPFRMX

ERR1_SEMPFRMX
BLKPARTA.ERR1_SEMPFRMX

Check

Description: Out of Range Check

Inherited Universe:

Universe: (SEMPFRMX < SoftLowerLimit[4] or SEMPFMRX > SoftUpperLimit[4]) AND SEMPFMRX = RESPONSE

Universe Description:

Text: * THE VALUE ENTERED IS UNUSALLY HIGH OR LOW

PLEASE VERIFY AND IF CORRECT, ENTER ITEM LEVEL NOTE

Check Instructions: IF suppressed then set SEMP_RMX = 'A1'

Type: Soft

Skip Instructions: Suppress: Goto SOCSRRET

All others, go back to SEMPFMRX

Field

SEMPFRMB
BLKPARTA.SEMPFRMB

Description: Which range on this card best reflects your income or loss from self-employment?

Form Pane Label: Self inc/loss range

SAS Name: SMPFRMB

Tag Name: SEMPFRMB

Inherited Universe:

Universe: SEMPFRMX = NONRESPONSE

Universe Description:

Help Screen: H_SEMPFRM

Question Text:  48 ? [F1]

Could you tell me which range on CARD A best reflects ^YourNames income or loss from self-employment during the PAST 12 MONTHS?

Fills: YourNames

Instructions: If RESPLINE = MEMBNO then fill "your"
Else fill ^Name's

Fills: Name

Instructions: Fill Name

Type: Enumerated

Length: 2

Answer List: TDollarRange_Loss_120K

Value:	Mnemonic:	Description:
0	Loss	Loss
1	r_0k_4k	\$1-\$4,999
2	r_5k_9k	\$5,000-\$9,999
3	r_10k_14k	\$10,000-\$14,999
4	r_15k_19k	\$15,000-\$19,999
5	r_20k_29k	\$20,000-\$29,999
6	r_30k_39k	\$30,000-\$39,999
7	r_40k_49k	\$40,000-\$49,999
8	r_50k_69k	\$50,000-\$69,999

9	r_70k_89k	\$70,000-\$89,999
10	r_90k_119k	\$90,000-\$119,999
11	r_120k	\$120,000 and over

- Don't Know
- Refuse
- Empty

- On Input
- On Output

Array:

Skip Instructions: Goto SOCSRRET

Instrument SAS Name: SMPFRMB

Destination Data Set: MINC

Sponsor Field Type: C

Report Section: 21A

Field

SOCSRRET
BLKPARTA.SOCSRRET

Description: Did you receive from any Social Security or Railroad retirement?

Form Pane Label: SocSec RR ret

SAS Name: SOCSRRET

Tag Name: SOCSRRET

Inherited Universe:

Universe: SEMPFRM = No {2} or SEMPFRM = NONRESPONSE or
SEMPFRMB = RESPONSE or SEMPFRMB = NONRESPONSE or
SEMPFRMX = RESPONSE

Universe Description:

Help Screen: H_SOCSRRET

Question Text: ? [F1]

DURING THE PAST 12 MONTHS -

Did ^YouName receive any Social Security or Railroad Retirement benefits?

Fills: YouName

Instructions: If RESPLINE = MEMBNO then fill "you"
Else fill ^Name

Fills: Name

Instructions: Fill Name

Type: Enumerated

Length: 1

Answer List: TYesNo

Value:	Mnemonic:	Description:
1	Yes	Yes
2	No	No

- Don't Know
- Refuse
- Empty

- On Input
- On Output

Array:

Special Instructions: If SEMPFRM = 1 bold-black the first line ("DURING THE PAST 12 MONTHS?")
Else gray out the first line

Skip Instructions: 1: Goto RRRETIRX

2,DK,RF: Goto SUPPLINC

Instrument SAS Name: SOCSRRET

Destination Data Set: MINC

Sponsor Field Type: C

Report Section: 21A

Field

RRRETIRX
BLKPARTA.RRRETIRX

Description: What was the amount of the last Social Security or Railroad Retirement payment received

Form Pane Label: Amount

SAS Name: RRRETIRX

Tag Name: RRRETIRX

Inherited Universe:

Universe: SOCSRRET = Yes {1}

Universe Description: Received Social Security or Railroad Retirement benefits

Help Screen: H_SOCSRRET

Question Text: ? [F1]

What was the amount of the last Social Security or Railroad Retirement payment received?

Type: Integer

Length: 9

Min: 1

Max: 99999999

Don't Know

Refuse

Empty

On Input

On Output

Store Instructions: IF RRRETIRX is in range, DK, or RF then Set RRRE_IRX = EMPTY

Array:

Special Instructions: Display \$ and comma in the entry field

Skip Instructions: 1-99999999: IF RRRETIRX < SoftLowerLimit[5] or RRRETIRX > SoftUpperLimit[5]
then

goto ERR1_RRRETIRX
ELSE goto INCMEDCR

DK,RF: Goto RRRETIRB

Instrument SAS Name: RRRETIRX

Destination Data Set: MINC

Sponsor Field Type: N

Report Section: 21A

Check

ERR1_RRRETIRX
BLKPARTA.ERR1_RRRETIRX

Description: Out of Range Check

Inherited Universe:

Universe: (RRRETIRX < SoftLowerLimit[5] or RRRETIRX > SoftUpperLimit[5]) AND RRRETIRX = RESPONSE

Universe Description:

Text: * THE VALUE ENTERED IS UNUSUALLY HIGH OR LOW

PLEASE VERIFY AND IF CORRECT, ENTER ITEM LEVEL NOTE

Check Instructions: IF suppressed then set RRRE_IRX = 'A1'

Type: Soft

Skip Instructions: Suppress: Goto INCMEDCR

All others, go back to RRRETIRX

RRRETIRB
BLKPARTA.RRRETIRB

Field

Description: Which range on this card best reflects the amount of you last Soc Sec or RR retirement

Form Pane Label: Soc Sec/RR ret range

SAS Name: RRRETIRB

Tag Name: RRRETIRB

Inherited Universe:

Universe: RRRETIRX = NONRESPONSE

Universe Description: DK or RF the amount of social security or Railroad retirement payments

Help Screen: H_SOCSRRET

Question Text: 49 ? [F1]

**Could you tell me which range on CARD B best reflects the amount of
^YourNames last Social Security or Railroad Retirement payment during the
PAST 12 MONTHS?**

Fills: YourNames

Instructions: If RESPLINE = MEMBNO then fill "your"
Else fill ^Name's

Fills: Name

Instructions: Fill Name

Type: Enumerated

Length: 1

Answer List: TDollarRange_0_17K

Value:	Mnemonic:	Description:
1	r_000_499	Less than \$500
2	r_500_699	\$500-\$699
3	r_700_999	\$700-\$999
4	r_1000_1299	\$1,000-\$1,299
5	r_1300_1699	\$1,300-\$1,699
6	r_1700_plus	\$1,700 and over

Don't Know

Refuse
 Empty

On Input
 On Output

Array:

Skip Instructions: Goto INCMEDCR

Instrument SAS Name: RRRETIRB

Destination Data Set: MINC

Sponsor Field Type: C

Report Section: 21A

INCMEDCR
BLKPARTA.INCMEDCR

Field

Description: Is this amount AFTER the deduction for a Medicare premium?

Form Pane Label: After Medicare premium

SAS Name: INCMEDCR

Tag Name: INCMEDCR

Inherited Universe:

Universe: RRRETIRX = RESPONSE or RRRETIREB = RESPONSE or
RRRETIREB = NONRESPONSE

Universe Description:

Question Text: Is this amount AFTER the deduction for a Medicare premium?

Type: Enumerated

Length: 1

Answer List: TYesNo

Value:	Mnemonic:	Description:
1	Yes	Yes
2	No	No

- Don't Know
- Refuse
- Empty

- On Input
- On Output

Array:

Skip Instructions: Goto SS_RRQ

Instrument SAS Name: INCMEDCR

Destination Data Set: MINC

Sponsor Field Type: C

Report Section: 21A

SS_RRQ

Field

BLKPARTA.SS_RRQ

Description: How many Social Security or Railroad payments did you receive

Form Pane Label: # Soc Sec/RR ret pmts

SAS Name: SS_RRQ

Tag Name: SS_RRQ

Inherited Universe:

Universe: INCMEDCR = RESPONSE or INCMEDCR = NONRESPONSE

Universe Description:

Question Text: During the past 12 months, how many Social Security or Railroad Retirement payments did ^YouName receive?

Fills: YouName

Instructions: If RESPLINE = MEMBNO then fill "you"
Else fill ^Name

Fills: Name

Instructions: Fill Name

Type: Integer

Length: 2

Min: 1

Max: 52

Don't Know

Refuse

Empty

On Input

On Output

Store Instructions: IF SS_RRQ is in range, DK, or RF then Set SS_RRQ_ = EMPTY

Array:

Skip Instructions: IF SS_RRQ < SoftLowerLimit[6] or SS_RRQ > SoftUpperLimit[6] then goto ERR1_SSRRQ

ELSE goto SUPPLINC

Instrument SAS Name: SS_RRQ

Destination Data Set: MINC

Sponsor Field Type: N

Report Section: 21A

ERR1_SSRRQ

Check

BLKPARTA.ERR1_SSRRQ

Description: Out of Range Check

Inherited Universe:

Universe: (SS_RRQ < SoftLowerLimit[6] or SS_RRQ > SoftUpperLimit[6]) AND SSRRQ = RESPONSE

Universe Description:

Text: * THE VALUE ENTERED IS UNUSUALLY HIGH

PLEASE VERIFY AND IF CORRECT, ENTER ITEM LEVEL NOTE

Check Instructions: IF suppressed then set SS_RRQ_ = 'A1'

Type: Soft

Skip Instructions: Suppress: Goto SUPPLINC

All others, go back to SSRRQ

Field

SUPLINC
BLKPARTA.SUPLINC

Description: Did you receive any Supplemental Security Income payments

Form Pane Label: Recvd fed SSI

SAS Name: SUPLINC

Tag Name: SUPLINC

Inherited Universe:

Universe: SS_RRQ = RESPONSE or SS_RRQ = NONRESPONSE or SOCSRRET = No {2}
or SOCSRRET = NONRESPONSE

Universe Description:

Help Screen: H_SUPLINC

Question Text: ? [F1]

DURING THE PAST 12 MONTHS -

Did ^YouName receive any -

Supplemental Security Income (SSI) payments?

Fills: YouName

Instructions: If RESPLINE = MEMBNO then fill "you"
Else fill ^Name

Fills: Name

Instructions: Fill Name

Type: Enumerated

Length: 1

Answer List: TYesNo

Value:	Mnemonic:	Description:
1	Yes	Yes
2	No	No

Don't Know

Refuse

Empty

On Input

On Output

Array:

Special Instructions: If SOCSRRET = 1 bold-black the first line ("DURING THE PAST 12 MONTHS?")
Else gray out the first line

Skip Instructions: 1: Goto SSIX

2,DK,RF: Goto INDRETAC

Instrument SAS Name: SUPPLINC

Destination Data Set: MINC

Sponsor Field Type: C

Report Section: 21A

Field

SSIX
BLKPARTA.SSIX

Description: How much did you receive in SSI checks from all government sources

Form Pane Label: Amount

SAS Name: SSIX

Tag Name: SSIX

Inherited Universe:

Universe: SUPPLINC = Yes {1}

Universe Description:

Help Screen: H_SUPPLINC

Question Text: ? [F1]

What was the amount?

Type: Integer

Length: 9

Min: 1

Max: 99999999

Don't Know

Refuse

Empty

On Input

On Output

Store Instructions: IF SSIX is in range, DK, or RF then Set SSIX_ = EMPTY

Array:

Special Instructions: Display \$ and comma in the entry field

Skip Instructions: 1-99999999: IF SSIX < SoftLowerLimit[7] or SSIX > SoftUpperLimit[7] then goto
ERR1_SSIX

ELSE goto INDRETAC

DK,RF: Goto SSIB

Instrument SAS Name: SSIX

Destination Data Set: MINC

Sponsor Field Type: N

Report Section: 21A

Check

ERR1_SSIX
BLKPARTA.ERR1_SSIX

Description: Out of Range Check

Inherited Universe:

Universe: (SSIX < SoftLowerLimit[7] or SSIX > SoftUpperLimit[7]) AND SSIX = RESPONSE

Universe Description:

Text: * THE VALUE ENTERED IS UNUSUALLY HIGH OR LOW

PLEASE VERIFY AND IF CORRECT, ENTER ITEM LEVEL NOTE

Check Instructions: IF suppressed then set SSIX_ = 'A1'

Type: Soft

Skip Instructions: Suppress: Goto INDRETAC

All others, go back to SSIX

SSIB

Field

BLKPARTA.SSIB

Description: Which range on this card best reflects the amount of your last SSI from all government

Form Pane Label: SSI range

SAS Name: SSIB

Tag Name: SSIB

Inherited Universe:

Universe: SSIX = NONRESPONSE

Universe Description:

Help Screen: H_SUPPLINC

Question Text:  50 ? [F1]

Could you tell me which range on CARD C best reflects the amount ^YouName received in Supplemental Security income during the past 12 months?

Fills: YouName

Instructions: If RESPLINE = MEMBNO then fill "you"
Else fill ^Name

Fills: Name

Instructions: Fill Name

Type: Enumerated

Length: 2

Answer List: TDollarRange_1_50K

Value:	Mnemonic:	Description:
1	r_0001_0999	\$1-\$999
2	r_1000_1999	\$1,000-\$1,999
3	r_2000_2999	\$2,000-\$2,999
4	r_3000_3999	\$3,000-\$3,999
5	r_4000_4999	\$4,000-\$4,999
6	r_5000_9999	\$5,000-\$9,999
7	r_10k_15k	\$10,000-\$14,999
8	r_15k_20k	\$15,000-\$19,999

9	r_20k_30k	\$20,000-\$29,999
10	r_30k_40k	\$30,000-\$39,999
11	r_40k_50k	\$40,000-\$49,999
12	r_50k_plus	\$50,000 and over

- Don't Know
- Refuse
- Empty

- On Input
- On Output

Array:

Skip Instructions: Goto INDRETAC

Instrument SAS Name: SSIB

Destination Data Set: MINC

Sponsor Field Type: C

Report Section: 21A

INDRETAC
BLKPARTA.INDRETAC

Field

Description: Did you place any money in a retirement plan such as an 401(k)/IRA

Form Pane Label: 401(k)/IRA

SAS Name: INDRETAC

Tag Name: INDRETAC

Inherited Universe:

Universe: SUPPLINC = No {2} or SUPPLINC = = NONRESPONSE or
SSIX = RESPONSE or SSIB = RESPONSE or SSIB = NONRESPONSE

Universe Description:

Question Text: DURING THE PAST 12 MONTHS -

Did ^YouName contribute any money to retirement plans such as 401(k)s or Individual Retirement Accounts, also known as IRAs? Do not include rollovers.

Fills: YouName

Instructions: If RESPLINE = MEMBNO then fill "you"
Else fill ^Name

Fills: Name

Instructions: Fill Name

Type: Enumerated

Length: 1

Answer List: TYesNo

Value:	Mnemonic:	Description:
1	Yes	Yes
2	No	No

Don't Know
 Refuse
 Empty

On Input
 On Output

Array:

Special Instructions: If SUPPLINC = 1 bold-black the first line ("DURING THE PAST 12 MONTHS?")
Else gray out the first line

Skip Instructions: 1: Goto INDRETX

2,DK,RF: Goto S21A_CHECK

Instrument SAS Name: INDRETAC

Destination Data Set: MINC

Sponsor Field Type: C

Report Section: 21A

INDRETX

BLKPARTA.INDRETX

Field

Description: How much

Form Pane Label: Amount

SAS Name: INDRETX

Tag Name: INDRETX

Inherited Universe:

Universe: INDRETAC = Yes {1}

Universe Description: Contributed money to a retirement plan

Help Screen: H_INDRETX

Question Text: ? [F1]

How much?

Type: Integer

Length: 9

Min: 1

Max: 99999999

Don't Know

Refuse

Empty

On Input

On Output

Store Instructions: IF INDRETX is in range, DK, or RF then set INDRETX_ = EMPTY

Array:

Special Instructions: Display \$ and comma in the entry field

Skip Instructions: IF INDRETX < SoftLowerLimit[8] or INDRETX > SoftUpperLimit[8] then goto ERR1_INDRETX

ELSE goto S21A_CHECK

Instrument SAS Name: INDRETX

Destination Data Set: MINC

Sponsor Field Type: N

Report Section: 21A

ERR1_INDRETX
BLKPARTA.ERR1_INDRETX

Check

Description: Out of Range Check

Inherited Universe:

Universe: (INDRETX < SoftLowerLimit[8] or INDRETX > SoftUpperLimit[8]) AND INDRETX =
RESPONSE

Universe Description:

Text: * THE VALUE ENTERED IS UNUSUALLY HIGH OR LOW

PLEASE VERIFY AND IF CORRECT, ENTER ITEM LEVEL NOTE

Check Instructions: IF suppressed then set INDERTX_ = 'A1'

Type: Soft

Skip Instructions: Suppress: Goto S21A_CHECK

All others, go back to INDRETX

Field

S21A_CHECK
BLKPARTA.S21A_CHECK

Description: End of Person

Form Pane Label:

SAS Name:

Tag Name:

Inherited Universe:

Universe: INDRETAC = No {2} or INDRETAC = NONRESPONSE or
INDRETX = RESPONSE or INDRETX = NONRESPONSE or ANYWORK = No {2} or
ANYWORK = NONRESPONSE

Universe Description:

Question Text:

Type: Classification

Length: 0

- Don't Know
- Refuse
- Empty

- On Input
- On Output

Store Instructions: Set record origin and record status

IF INDRETAC = No {2} or INDRETAC = NONRESPONSE or
INDRETX = RESPONSE or INDRETX = NONRESPONSE or
ANYWORK = No {2} or ANYWORK = NONRESPONSE and
8500.MIN_STAT = zero) then
Set MIN_ORIG = '1'
Set MIN_STAT = '1'

Array:

Skip Instructions: IF no more persons with 8500.INCWEEKQ = 0 or
8500.ANYWORK = 2,DK or RF then goto S21A_END

ELSE goto ANYWORK for the next person

Report Section: 21A

S21A_END
BLKPARTA.S21A_END

Field

Description: End of Section 21A

Form Pane Label:

SAS Name:

Tag Name:

Inherited Universe:

Universe: No other person needs to be asked questions

Universe Description:

Question Text:

Type: Classification

Length: 0

- Don't Know
- Refuse
- Empty

- On Input
- On Output

Array:

Special Instructions: IF S21A has been asked for all appropriate persons
then set S21a_end = 1

Skip Instructions: Goto Section 21B

Report Section: 21A

Field

GROS_AYX
BLKPARTA.GROS_AYX

Description: Range edit flag for GROSPAYX

Form Pane Label:

SAS Name: GROS_AYX

Tag Name:

Inherited Universe:

Universe:

Universe Description:

Question Text:

Type: String

Length: 2

- Don't Know
- Refuse
- Empty

- On Input
- On Output

Array:

Special Instructions: NOTE: See GROSPAYX for how to set this field

Valid Values: A1 = Range edit failed
(ERR1 check was suppressed)

Blank = Range edit passed

Instrument SAS Name: GROS_AYX

Destination Data Set: MINC

Sponsor Field Type: C

Report Section: 21A

Sponsor Edits: FLAG

SALARYX_
BLKPARTA.SALARYX_

Field

Description: Range edit flag for SALARYX

Form Pane Label:

SAS Name: SALARYX_

Tag Name:

Inherited Universe:

Universe:

Universe Description:

Question Text:

Type: String

Length: 2

- Don't Know
- Refuse
- Empty

- On Input
- On Output

Array:

Special Instructions: NOTE: See SALARYX for how to set this field

Valid Values: A1 = Range edit failed
(ERR1 check was suppressed)

Blank = Range edit passed

Instrument SAS Name: SALARYX_

Destination Data Set: MINC

Sponsor Field Type: C

Report Section: 21A

Sponsor Edits: FLAG

Field

PRIV_ENX
BLKPARTA.PRIV_ENX

Description: Range edit flag for PRIVPENX

Form Pane Label:

SAS Name: PRIV_ENX

Tag Name:

Inherited Universe:

Universe:

Universe Description:

Question Text:

Type: String

Length: 2

- Don't Know
- Refuse
- Empty

- On Input
- On Output

Array:

Special Instructions: NOTE: See PRIVPENX for how to set this field

Valid Values: A1 = Range edit failed
(ERR1 check was suppressed)

Blank = Range edit passed

Instrument SAS Name: PRIV_ENX

Destination Data Set: MINC

Sponsor Field Type: C

Report Section: 21A

Sponsor Edits: FLAG

GOVRETX_
BLKPARTA.GOVRETX_

Field

Description: Range edit flag for GOVRETX

Form Pane Label:

SAS Name: GOVRETX_

Tag Name:

Inherited Universe:

Universe:

Universe Description:

Question Text:

Type: String

Length: 2

- Don't Know
- Refuse
- Empty

- On Input
- On Output

Array:

Special Instructions: NOTE: See GOVRETX for how to set this field

Valid Values: A1 = Range edit failed
(ERR1 check was suppressed)

Blank = Range edit passed

Instrument SAS Name: GOVRETX_

Destination Data Set: MINC

Sponsor Field Type: C

Report Section: 21A

Sponsor Edits: FLAG

Field

RRRDEDX_
BLKPARTA.RRRDEDX_

Description: Range edit flag for RRDEDX

Form Pane Label:

SAS Name: RRRDEDX_

Tag Name:

Inherited Universe:

Universe:

Universe Description:

Question Text:

Type: String

Length: 2

- Don't Know
- Refuse
- Empty

- On Input
- On Output

Array:

Special Instructions: NOTE: See RRRDEDX for how to set this field

Valid Values: A1 = Range edit failed
(ERR1 check was suppressed)

Blank = Range edit passed

Instrument SAS Name: RRRDEDX_

Destination Data Set: MINC

Sponsor Field Type: C

Report Section: 21A

Sponsor Edits: FLAG

SEMP_RMX
BLKPARTA.SEMP_RMX

Field

Description: Range edit flag for SEMPFRMX

Form Pane Label:

SAS Name: SEMP_RMX

Tag Name:

Inherited Universe:

Universe:

Universe Description:

Question Text:

Type: String

Length: 2

- Don't Know
- Refuse
- Empty

- On Input
- On Output

Array:

Special Instructions: NOTE: See SEMPFRMX for how to set this field

Valid Values: A1 = Range edit failed
(ERR1 check was suppressed)

Blank = Range edit passed

Instrument SAS Name: SEMP_RMX

Destination Data Set: MINC

Sponsor Field Type: C

Report Section: 21A

Sponsor Edits: FLAG

Field

RRRE_IRX
BLKPARTA.RRRE_IRX

Description: Range edit flag for RRRETIRX

Form Pane Label:

SAS Name: RRRE_IRX

Tag Name:

Inherited Universe:

Universe:

Universe Description:

Question Text:

Type: String

Length: 2

- Don't Know
- Refuse
- Empty

- On Input
- On Output

Array:

Special Instructions: NOTE: See RRRETIRX for how to set this field

Valid Values: A1 = Range edit failed
(ERR1 check was suppressed)

Blank = Range edit passed

Instrument SAS Name: RRRE_IRX

Destination Data Set: MINC

Sponsor Field Type: C

Report Section: 21A

Sponsor Edits: FLAG

SS_RRQ_
BLKPARTA.SS_RRQ_

Field

Description: Range edit flag for SS_RRQ_

Form Pane Label:

SAS Name: SS_RRQ_

Tag Name:

Inherited Universe:

Universe:

Universe Description:

Question Text:

Type: String

Length: 2

- Don't Know
- Refuse
- Empty

- On Input
- On Output

Array:

Special Instructions: NOTE: See SS_RRQ for how to set this field

Valid Values: A1 = Range edit failed
(ERR1 check was suppressed)

Blank = Range edit passed

Instrument SAS Name: SS_RRQ_

Destination Data Set: MINC

Sponsor Field Type: C

Report Section: 21A

Sponsor Edits: FLAG

Field

SSIX_
BLKPARTA.SSIX_

Description: Range edit flag for SSIX

Form Pane Label:

SAS Name: SSIX_

Tag Name:

Inherited Universe:

Universe:

Universe Description:

Question Text:

Type: String

Length: 2

- Don't Know
- Refuse
- Empty

- On Input
- On Output

Array:

Special Instructions: NOTE: See SSIX for how to set this field

Valid Values: A1 = Range edit failed
(ERR1 check was suppressed)

Blank = Range edit passed

Instrument SAS Name: SSIX_

Destination Data Set: MINC

Sponsor Field Type: C

Report Section: 21A

Sponsor Edits: FLAG

INDRETX_
BLKPARTA.INDRETX_

Field

Description: Range edit flag for INDRETX

Form Pane Label:

SAS Name: INDRETX_

Tag Name:

Inherited Universe:

Universe:

Universe Description:

Question Text:

Type: String

Length: 2

- Don't Know
- Refuse
- Empty

- On Input
- On Output

Array:

Special Instructions: NOTE: See INDRETX for how to set this field

Valid Values: A1 = Range edit failed
(ERR1 check was suppressed)

Blank = Range edit passed

Instrument SAS Name: INDRETX_

Destination Data Set: MINC

Sponsor Field Type: C

Report Section: 21A

Sponsor Edits: FLAG

Field

MEMBNO
BLKPARTA.MEMBNO

Description: person Line number

Form Pane Label:

SAS Name: MEMBNO

Tag Name:

Inherited Universe:

Universe:

Universe Description:

Question Text:

Type: Integer

Length: 2

Min: 1

Max: 30

- Don't Know
- Refuse
- Empty

On Input

On Output

Array:

Special Instructions: NOTE: See TUnit1.BPersons.FNAME for how to set this field

Instrument SAS Name: MEMBNO

Destination Data Set: MINC

Sponsor Field Type: N

Report Section: 21A

MIN_STAT
BLKPARTA.MIN_STAT

Field

Description: Record status

Form Pane Label:

SAS Name: MIN_STAT

Tag Name:

Inherited Universe:

Universe:

Universe Description:

Question Text:

Type: String

Length: 1

Don't Know

Refuse

Empty

On Input

On Output

Array:

Special Instructions: Note: See S21A_CHECK for how to set this field

Valid Values: 1 = Active Record

3 = Inactive Record

Instrument SAS Name: MIN_STAT

Destination Data Set: MINC

Sponsor Field Type: C

Report Section: 21A

Field

MIN_ORIG
BLKPARTA.MIN_ORIG

Description: Record origin

Form Pane Label:

SAS Name: RECORIGA

Tag Name:

Inherited Universe:

Universe:

Universe Description:

Question Text:

Type: String

Length: 1

Don't Know

Refuse

Empty

On Input

On Output

Array:

Special Instructions: NOTE: See S21A_CHECK for how to set this field

Valid Values: 1 = Data from current month interview.

4 = Inventory Data - no updates

5 = Inventory - updates

Instrument SAS Name: MIN_ORIG

Destination Data Set: MINC

Sponsor Field Type: C

Report Section: 21A

BLKPARTB

BLKPARTB

Block

Description: Income

Tab Name:

Fly Over Name:

Universe Type: If

Inherited Universe:

Universe: (INTNMBR = 1 or 4) OR ((INTNMBR = 2 or 3) and S21_NEWCU = 1) OR ((INTNMBR = 2 or 3) and S21_PARTIAL <> 1)

Universe Description: (1st or 4th month interview) OR
(2nd or 3rd month interview and this is a newly spawned CU or replacement) OR
(2nd or 3rd month interview and no one has previously answered INCWEEKQ from 21A)

Array:

Block Instructions:

Field

SoftLowerLimit
BLKPARTB.SoftLowerLimit

Description: Lower ranges for ERR1

Form Pane Label:

SAS Name:

Tag Name:

Inherited Universe:

Universe:

Universe Description:

Question Text:

Type: Integer

Length: 8

Min: 0

Max: 99999999

- Don't Know
- Refuse
- Empty

- On Input
- On Output

Store Instructions: SoftLowerLimit[1] := 0 {INTRDVX}
SoftLowerLimit[2] := -15000 {NETRENTX}
SoftLowerLimit[3] := 11 {ROYESTX}
SoftLowerLimit[4] := 125 {RETSURVX}
SoftLowerLimit[5] := 58 {OTHREGX}
SoftLowerLimit[6] := 5 {LUMPSUMX}
SoftLowerLimit[7] := 100 {OTHRINCX}
SoftLowerLimit[8] := 35 {MISCTAXX}
SoftLowerLimit[9] := 5 {WELFAREX}
SoftLowerLimit[10] := 1 {MLPAYWKX}

Array:

Number of Elements: 40

Special Instructions: NOTE: Number of elements is set to 40 to be generic across sections and so if more options are added later this won't need to change

SoftUpperLimit

Field

BLKPARTB.SoftUpperLimit

Description: Upper ranges for ERR1

Form Pane Label:

SAS Name:

Tag Name:

Inherited Universe:

Universe:

Universe Description:

Question Text:

Type: Integer

Length: 8

Min: 0

Max: 99999999

- Don't Know
- Refuse
- Empty

- On Input
- On Output

Store Instructions: SoftUpperLimit[1] := 149999 {INTRDVX}
SoftUpperLimit[2] := 149999 {NETRENTX}
SoftUpperLimit[3] := 224999 {ROYESTX}
SoftUpperLimit[4] := 89999 {RETSURVX}
SoftUpperLimit[5] := 42999 {OTHREGX}
SoftUpperLimit[6] := 999999 {LUMPSUMX}
SoftUpperLimit[7] := 39999 {OTHRINCX}
SoftUpperLimit[8] := 39999 {MISCTAXX}
SoftUpperLimit[9] := 11064 {WELFAREX}
SoftUpperLimit[10] := 3213 {MLPAYWKX}

Array:

Number of Elements: 40

Special Instructions: NOTE: Number of elements is set to 40 to be generic across sections and so if more options are added later this won't need to change

Field

INTERDIV
BLKPARTB.INTERDIV

Description: Did you receive any interest or dividends

Form Pane Label: Interest or Dividends

SAS Name: INTERDIV

Tag Name: INTERDIV

Inherited Universe:

Universe:

Universe Description:

Help Screen: H_INTERDIV

Question Text: ? [F1]

^UpUntil_fill

DURING THE PAST 12 MONTHS -

Did ^YOU_ANYMEM receive any interest or dividends? Report even small amounts credited to an account.

Fills: UpUntil_fill

Instructions: If NUMHOUSE = 1 then leave blank

Else fill "Up until this point, we have discussed earnings for individual members. Now, I would like to talk to you about your household as a whole."

Fills: YOU_ANYMEM

Instructions: IF NUMHOUSE = 1 then fill "you"

ELSE fill "you or any members of your household"

Type: Enumerated

Length: 1

Answer List: TYesNo

Value:	Mnemonic:	Description:
1	Yes	Yes
2	No	No

Don't Know
 Refuse
 Empty

On Input
 On Output

Array:

Skip Instructions: 1: Goto INTRDVX

2,DK,RF: Goto NETRENT

Instrument SAS Name: INTERDIV

Destination Data Set: FINC

Sponsor Field Type: C

Report Section: 21B

Field

INTRDVX
BLKPARTB.INTRDVX

Description: What was the total amount received?

Form Pane Label: Amount

SAS Name: INTRDVX

Tag Name: INTRDVX

Inherited Universe:

Universe: INTERDIV = Yes {1}

Universe Description: Received interest or dividends

Help Screen: H_INTERDIV

Question Text: ? [F1]

What was the amount?

Type: Integer

Length: 10

Min: 1

Max: 999999999

Don't Know

Refuse

Empty

On Input

On Output

Store Instructions: IF INTRDVX is in range, DK, or RF then Set INTRDVX_ = EMPTY

Array:

Special Instructions: Display \$ and comma in the entry

Skip Instructions: 1-99999999: IF INTRDVX < SoftLowerLimit[1] or INTRDVX > SoftUpperLimit[1] then
goto ERR1_INTRDVX
ELSE goto NETRENT

DK,RF: Goto INTRDVB

Instrument SAS Name: INTRDVX

Destination Data Set: FINC

Sponsor Field Type: N

Report Section: 21B

Check

ERR1_INTRDVX
BLKPARTB.ERR1_INTRDVX

Description: Out of Range Check

Inherited Universe:

Universe: (INTRDVX < SoftLowerLimit[1] or INTRDVX > SoftUpperLimit[1]) AND INTRDVX =
RESPONSE

Universe Description:

Text: * THE VALUE ENTERED IS UNUSALLY HIGH

PLEASE VERIFY AND IF CORRECT, ENTER ITEM LEVEL NOTE

Check Instructions: IF suppressed then set INTRDVX_ = 'A1'

Type: Soft

Skip Instructions: Suppress: Goto NETRENT

All others, go back to INTRDVX

INTRDVB

Field

BLKPARTB.INTRDVB

Description: Which range on this card best reflects the amount of interest or dividends received by during the past 12 months

Form Pane Label: Amt of Interest Range

SAS Name: INTRDVB

Tag Name: INTRDVB

Inherited Universe:

Universe: INTRDVX = NONRESPONSE

Universe Description: DK or RF interest/dividend amount

Help Screen: H_INTERDIV

Question Text:  50 ? [F1]

**Could you tell me which range on CARD C best reflects the amount
^YOU_ANYMEM received in interest or dividends during the PAST 12
MONTHS?**

Fills: YOU_ANYMEM

Instructions: IF NUMHOUSE = 1 then fill "you"

ELSE fill "you or any members of your household"

Type: Enumerated

Length: 2

Answer List: TDollarRange_1_50K

Value:	Mnemonic:	Description:
1	r_0001_0999	\$1-\$999
2	r_1000_1999	\$1,000-\$1,999
3	r_2000_2999	\$2,000-\$2,999
4	r_3000_3999	\$3,000-\$3,999
5	r_4000_4999	\$4,000-\$4,999
6	r_5000_9999	\$5,000-\$9,999
7	r_10k_15k	\$10,000-\$14,999
8	r_15k_20k	\$15,000-\$19,999
9	r_20k_30k	\$20,000-\$29,999
10	r_30k_40k	\$30,000-\$39,999

11	r_40k_50k	\$40,000-\$49,999
12	r_50k_plus	\$50,000 and over

- Don't Know
- Refuse
- Empty

- On Input
- On Output

Array:

Skip Instructions: Goto NETRENT

Instrument SAS Name: INTRDVB

Destination Data Set: FINC

Sponsor Field Type: C

Report Section: 21B

NETRENT
BLKPARTB.NETRENT

Field

Description: Did you receive any net rental income or loss

Form Pane Label: Rnt Inc/Loss

SAS Name: NETRENT

Tag Name: NETRENT

Inherited Universe:

Universe:

Universe Description: All who get this block

Help Screen: H_NETRENT

Question Text: ? [F1]

DURING THE PAST 12 MONTHS -

Did ^YOU_ANYMEM receive any net rental income or loss?

◆ Net rental income is the total amount after expenses.

Fills: YOU_ANYMEM

Instructions: IF NUMHOUSE = 1 then fill "you"

ELSE fill "you or any members of your household"

Type: Enumerated

Length: 1

Answer List: TYesNo

Value:	Mnemonic:	Description:
1	Yes	Yes
2	No	No

- Don't Know
- Refuse
- Empty

- On Input
- On Output

Array:

Special Instructions: IF INTERDIV = 1 bold-black the first line
("DURING THE PAST 12 MONTHS?")
ELSE gray out the first line

Skip Instructions: 1: Goto NETRENTX

2,DK,RF: Goto ROYEST

Instrument SAS Name: NETRENT

Destination Data Set: FINC

Sponsor Field Type: C

Report Section: 21B

NETRENTX

BLKPARTB.NETRENTX

Field

Description: What was the amount received?

Form Pane Label: Amount

SAS Name: NETRENTX

Tag Name: NETRENTX

Inherited Universe:

Universe: NETRENT = Yes {1}

Universe Description: Received net rental income or loss

Help Screen: H_NETRENT

Question Text: ? [F1]

What was the amount?

• The net amount is the total amount after expenses.

If income was a loss, precede amount with a '-'.
Breakeven = 1.

Type: Integer

Length: 10

Min: -999999999

Max: 999999999

Don't Know

Refuse

Empty

On Input

On Output

Store Instructions: IF NETRENTX is in range, DK, or RF then set NETR_NTX = EMPTY

Array:

Special Instructions: Display \$ and comma in the entry

Skip Instructions: -999999999-999999999: IF NETRENTX = 0 then goto CK_NETRENTX
ELSEIF (NETRENTX < SoftLowerLimit[2] or NETRENTX >

SoftUpperLimit[2]) then goto ERR1_NETRENTX
ELSE goto ROYEST

DK,RF: Goto NETRENTB

Instrument SAS Name: NETRENTX

Destination Data Set: FINC

Sponsor Field Type: N

Report Section: 21B

CK_NETRENTX
BLKPARTB.CK_NETRENTX

Check

Description: 0 is not a valid value

Inherited Universe:

Universe: NETRENTX = 0

Universe Description:

Text: * ZERO IS NOT AN ALLOWED VALUE

IF THERE WAS NO NET INCOME OR LOSS, ENTER 1

Check Instructions:

Type: Hard

Skip Instructions: Go back to NETRENTX

Check

ERR1_NETRENTX
BLKPARTB.ERR1_NETRENTX

Description: Out of Range Check

Inherited Universe:

Universe: (NETRENTX < SoftLowerLimit[2] or NETRENTX > SoftUpperLimit[2]) AND
NETRENTX = RESPONSE

Universe Description:

Text: * THE VALUE ENTERED IS UNUSUALLY HIGH OR LOW

PLEASE VERIFY AND IF CORRECT, ENTER ITEM LEVEL NOTE

Check Instructions: IF suppressed then set NETR_NTX = 'A1'

Type: Soft

Skip Instructions: Suppress: Goto ROYEST

All others, go back to NETRENTX

NETRENTB
BLKPARTB.NETRENTB

Field

Description: Which range on this card best reflects the total amount

Form Pane Label: Rent Income Range

SAS Name: NETRENTB

Tag Name: NETRENTB

Inherited Universe:

Universe: NETRENTX = NONRESPONSE

Universe Description: DK or RF amount of net rental income or loss

Help Screen: H_NETRENT

Question Text: 50 ? [F1]

Could you tell me which range on CARD C best reflects the total net rental income or loss during the PAST 12 MONTHS?

Type: Enumerated

Length: 2

Answer List: TDollarRange_Loss_50K

Value:	Mnemonic:	Description:
0	Loss	Loss
1	r_0001_0999	\$1-\$999
2	r_1000_1999	\$1,000-\$1,999
3	r_2000_2999	\$2,000-\$2,999
4	r_3000_3999	\$3,000-\$3,999
5	r_4000_4999	\$4,000-\$4,999
6	r_5000_9999	\$5,000-\$9,999
7	r_10k_15k	\$10,000-\$14,999
8	r_15k_20k	\$15,999-\$19,999
9	r_20k_30k	\$20,000-\$29,999
10	r_30k_40k	\$30,000-\$39,999
11	r_40k_50k	\$40,000-\$49,999
12	r_50k_plus	\$50,000 and over

Don't Know

Refuse
 Empty

On Input
 On Output

Array:

Skip Instructions: Goto ROYEST

Instrument SAS Name: NETRENTB

Destination Data Set: FINC

Sponsor Field Type: C

Report Section: 21B

ROYEST
BLKPARTB.ROYEST

Field

Description: Did you receive any royalty income or income from estates or trusts?

Form Pane Label: Royalties

SAS Name: ROYEST

Tag Name: ROYEST

Inherited Universe:

Universe:

Universe Description: All who get this block

Help Screen: H_ROYEST

Question Text: ? [F1]

DURING THE PAST 12 MONTHS -

Did ^YOU_ANYMEM receive any royalty income or income from estates and trusts?

Fills: YOU_ANYMEM

Instructions: IF NUMHOUSE = 1 then fill "you"

ELSE fill "you or any members of your household"

Type: Enumerated

Length: 1

Answer List: TYesNo

Value:	Mnemonic:	Description:
1	Yes	Yes
2	No	No

- Don't Know
- Refuse
- Empty

- On Input
- On Output

Array:

Special Instructions: IF NETRENT = 1, bold-black the first line ("DURING THE PAST 12 MONTHS?")
ELSE grey out the first line

Skip Instructions: 1: Goto ROYESTX

2,DK,RF: Goto RETSURV

Instrument SAS Name: ROYEST

Destination Data Set: FINC

Sponsor Field Type: C

Report Section: 21B

ROYESTX
BLKPARTB.ROYESTX

Field

Description: What was the total amount received?

Form Pane Label: Amount

SAS Name: ROYESTX

Tag Name: ROYESTX

Inherited Universe:

Universe: ROYEST = Yes {1}

Universe Description: Received royalty income or income from estates and trusts

Help Screen: H_ROYEST

Question Text: ? [F1]

What was the amount?

Type: Integer

Length: 9

Min: 1

Max: 99999999

Don't Know

Refuse

Empty

On Input

On Output

Store Instructions: IF ROYESTX is in range, DK, or RF then Set ROUESTX_ = EMPTY

Array:

Special Instructions: Display \$ and comma in the entry

Skip Instructions: 1-99999999: IF ROYESTX < SoftLowerLimit[3] or ROYESTX > SoftUpperLimit[3]
then goto ERR1_ROYESTX
ELSE goto RETSURV

DK,RF: Goto ROYESTB

Instrument SAS Name: ROYESTX

Destination Data Set: FINC

Sponsor Field Type: N

Report Section: 21B

ERR1_ROYESTX

BLKPARTB.ERR1_ROYESTX

Check

Description: Out of Range Check

Inherited Universe:

Universe: (ROYESTX < SoftLowerLimit[3] or ROYESTX > SoftUpperLimit[3]) AND ROYESTX = RESPONSE

Universe Description:

Text: ♦ THE VALUE ENTERED IS UNUSUALLY HIGH OR LOW

PLEASE VERIFY AND IF CORRECT, ENTER ITEM LEVEL NOTE

Check Instructions: IF suppressed then set ROYESTX_ = 'A1'

Type: Soft

Skip Instructions: Suppress: Goto RETSURV

All others, go back to ROYESTX

Field

ROYESTB
BLKPARTB.ROYESTB

Description: Which range on this card best reflects the total amount of received in royalty income or income from estates and trusts

Form Pane Label: Royalties Range

SAS Name: ROYESTB

Tag Name: ROYESTB

Inherited Universe:

Universe: ROYESTX = NONRESPONSE

Universe Description: DK or RF amount of royalty income or income from estates and trusts amount

Help Screen: H_ROYEST

Question Text:  50 ? [F1]

Could you tell me which range on CARD C best reflects the total amount received in royalty income or income from estates and trusts during the PAST 12 MONTHS?

Type: Enumerated

Length: 2

Answer List: TDollarRange_1_50K

Value:	Mnemonic:	Description:
1	r_0001_0999	\$1-\$999
2	r_1000_1999	\$1,000-\$1,999
3	r_2000_2999	\$2,000-\$2,999
4	r_3000_3999	\$3,000-\$3,999
5	r_4000_4999	\$4,000-\$4,999
6	r_5000_9999	\$5,000-\$9,999
7	r_10k_15k	\$10,000-\$14,999
8	r_15k_20k	\$15,000-\$19,999
9	r_20k_30k	\$20,000-\$29,999
10	r_30k_40k	\$30,000-\$39,999
11	r_40k_50k	\$40,000-\$49,999
12	r_50k_plus	\$50,000 and over

Don't Know
 Refuse
 Empty

On Input
 On Output

Array:

Skip Instructions: Goto RETSURV

Instrument SAS Name: ROYESTB

Destination Data Set: FINC

Sponsor Field Type: C

Report Section: 21B

Field

RETSURV
BLKPARTB.RETSURV

Description: Did you receive any retirement, survivor, or disability pensions

Form Pane Label: Pensions

SAS Name: RETSURV

Tag Name: RETSURV

Inherited Universe:

Universe:

Universe Description: All who get this block

Help Screen: H_RETSURV

Question Text: ? [F1]

DURING THE PAST 12 MONTHS -

Did ^YOU_ANYMEM receive any retirement, survivor, or disability pensions?

Fills: YOU_ANYMEM

Instructions: IF NUMHOUSE = 1 then fill "you"

ELSE fill "you or any members of your household"

Type: Enumerated

Length: 1

Answer List: TYesNo

Value:	Mnemonic:	Description:
1	Yes	Yes
2	No	No

- Don't Know
- Refuse
- Empty

- On Input
- On Output

Array:

Special Instructions: IF ROYEST = 1, bold-black the first line

("DURING THE PAST 12 MONTHS?")
ELSE grey out the first line

Skip Instructions: 1: Goto RETSURVX

2,DK,RF: Goto OTHREG

Instrument SAS Name: RETSURV

Destination Data Set: FINC

Sponsor Field Type: C

Report Section: 21B

Field

RETSURVX
BLKPARTB.RETSURVX

Description: What was the amount received?

Form Pane Label: Amount

SAS Name: RETSURVX

Tag Name: RETSURVX

Inherited Universe:

Universe: RETSURV = Yes {1}

Universe Description: Received retirement, survivor, or disability pensions

Help Screen: H_RETSURV

Question Text: ? [F1]

What was the amount?

(Do not include Social Security.)

Type: Integer

Length: 9

Min: 1

Max: 99999999

Don't Know

Refuse

Empty

On Input

On Output

Store Instructions: IF RETSURVX is in range, DK, or RF then Set RETS_RVX = EMPTY

Array:

Special Instructions: Display \$ and comma in the entry

Skip Instructions: 1-99999999: IF RETSURVX < SoftLowerLimit[4] or RETSURVX > SoftUpperLimit[4]
then

goto ERR1_RETSURVX
ELSE goto OTHREG

DK,RF: Goto RETSURVB

Instrument SAS Name: RETSURVX

Destination Data Set: FINC

Sponsor Field Type: N

Report Section: 21B

Check

ERR1_RETSURVX
BLKPARTB.ERR1_RETSURVX

Description: Out of Range Check

Inherited Universe:

Universe: (RETSURVX < SoftLowerLimit[4] or RETSURVX > SoftUpperLimit[4]) AND
RETSURVX = RESPONSE

Universe Description:

Text: * THE VALUE ENTERED IS UNUSUALLY HIGH OR LOW

PLEASE VERIFY AND IF CORRECT, ENTER ITEM LEVEL NOTE

Check Instructions: IF suppressed then set RETS_RVX = 'A1'

Type: Soft

Skip Instructions: Suppress: Goto OTHREG

All others, go back to RETSURVX

RETSURVB
BLKPARTB.RETSURVB

Field

Description: Which range on this card best reflects the total amount received in retirement, survivor, or disability pensions

Form Pane Label: Pension Range

SAS Name: RETSURVB

Tag Name: RETSURVB

Inherited Universe:

Universe: RETSURVX = NONRESPONSE

Universe Description: DK or RF amount of retirement, survivor, or disability pensions

Help Screen: H_RETSURV

Question Text:  50 ? [F1]

Could you tell me which range on CARD C best reflects the total amount received in retirement, survivor, or disability pensions during the PAST 12 MONTHS?

Type: Enumerated

Length: 2

Answer List: TDollarRange_1_50K

Value:	Mnemonic:	Description:
1	r_0001_0999	\$1-\$999
2	r_1000_1999	\$1,000-\$1,999
3	r_2000_2999	\$2,000-\$2,999
4	r_3000_3999	\$3,000-\$3,999
5	r_4000_4999	\$4,000-\$4,999
6	r_5000_9999	\$5,000-\$9,999
7	r_10k_15k	\$10,000-\$14,999
8	r_15k_20k	\$15,000-\$19,999
9	r_20k_30k	\$20,000-\$29,999
10	r_30k_40k	\$30,000-\$39,999
11	r_40k_50k	\$40,000-\$49,999
12	r_50k_plus	\$50,000 and over

Don't Know
 Refuse
 Empty

On Input
 On Output

Array:

Skip Instructions: Goto OTHREG

Instrument SAS Name: RETSURVB

Destination Data Set: FINC

Sponsor Field Type: C

Report Section: 21B

OTHREG

Field

BLKPARTB.OTHREG

Description: Did you receive income on a regular basis from other sources

Form Pane Label: Income Oth Source

SAS Name: OTHREG

Tag Name: OTHREG

Inherited Universe:

Universe: All who get this block

Universe Description:

Help Screen: H_OTHREG

Question Text: ? [F1]

DURING THE PAST 12 MONTHS -

Did ^YOU_ANYMEM receive income on a REGULAR basis from any other source such as Veteran's Administration (VA) payments, unemployment compensation, child support, or alimony?

Fills: YOU_ANYMEM

Instructions: IF NUMHOUSE = 1 then fill "you"

ELSE fill "you or any members of your household"

Type: Enumerated

Length: 1

Answer List: TYesNo

Value:	Mnemonic:	Description:
1	Yes	Yes
2	No	No

- Don't Know
- Refuse
- Empty

- On Input
- On Output

Array:

Special Instructions: IF RETSURV = 1, bold-black the first line
("DURING THE PAST 12 MONTHS?")
ELSE grey out the first line

Skip Instructions: 1: Goto OTHREGX

2,DK,RF: Goto LUMPSUM

Instrument SAS Name: OTHREG

Destination Data Set: FINC

Sponsor Field Type: C

Report Section: 21B

OTHREGX
BLKPARTB.OTHREGX

Field

Description: What was the total amount received from all sources?

Form Pane Label: Amount

SAS Name: OTHREGX

Tag Name: OTHREGX

Inherited Universe:

Universe: OTHREG = Yes {1}

Universe Description: Received income on a REGULAR basis from some other source

Help Screen: H_OTHREG

Question Text: ? [F1]

What was the amount from all sources?

(Do not include lump sum payments such as money from an inheritance or sale of a home.)

Type: Integer

Length: 9

Min: 1

Max: 99999999

Don't Know

Refuse

Empty

On Input

On Output

Store Instructions: IF OTHREGX is in range, DK, or RF then Set OTHREGX_ = EMPTY

Array:

Special Instructions: Display \$ and comma in the entry

Skip Instructions: 1-99999999: IF OTHREGX < SoftLowerLimit[5] or OTHREGX > SoftUpperLimit[5]
then goto

ERR1_OTHREGX
ELSE goto LUMPSUM

DK,RF: Goto OTHREGB

Instrument SAS Name: OTHREGX

Destination Data Set: FINC

Sponsor Field Type: N

Report Section: 21B

ERR1_OTHREGX

Check

BLKPARTB.ERR1_OTHREGX

Description: Out of Range Check

Inherited Universe:

Universe: (OTHREGX < SoftLowerLimit[5] or OTHREGX > SoftUpperLimit[5]) AND OTHREGX = RESPONSE

Universe Description:

Text: * THE VALUE ENTERED IS UNUSUALLY HIGH OR LOW

PLEASE VERIFY AND IF CORRECT, ENTER ITEM LEVEL NOTE

Check Instructions: IF suppressed then set OTHREGX_ = 'A1'

Type: Soft

Skip Instructions: Suppress: Goto LUMPSUM

All other, go back to OTHREGX

Field

OTHREGB
 BLKPARTB.OTHREGB

Description: Which range on this card best reflects the total amount received in Veteran's Administration payments, unemployment compensation, child support or alimony

Form Pane Label: Misc Inc Range

SAS Name: OTHREGB

Tag Name: OTHREGB

Inherited Universe:

Universe: OTHREGX = NONRESPONSE

Universe Description: DK or RF amount of income received on a REGULAR basis from some other source

Help Screen: H_OTHREG

Question Text:  50 ? [F1]

Could you tell me which range on CARD C best reflects the total amount received in Veteran's Administration (VA) payments, unemployment compensation, child support, or alimony during the PAST 12 MONTHS?

Type: Enumerated

Length: 2

Answer List: TDollarRange_1_50K

Value:	Mnemonic:	Description:
1	r_0001_0999	\$1-\$999
2	r_1000_1999	\$1,000-\$1,999
3	r_2000_2999	\$2,000-\$2,999
4	r_3000_3999	\$3,000-\$3,999
5	r_4000_4999	\$4,000-\$4,999
6	r_5000_9999	\$5,000-\$9,999
7	r_10k_15k	\$10,000-\$14,999
8	r_15k_20k	\$15,000-\$19,999
9	r_20k_30k	\$20,000-\$29,999
10	r_30k_40k	\$30,000-\$39,999
11	r_40k_50k	\$40,000-\$49,999
12	r_50k_plus	\$50,000 and over

Don't Know
 Refuse
 Empty

On Input
 On Output

Array:

Skip Instructions: Goto LUMPSUM

Instrument SAS Name: OTHREGB

Destination Data Set: FINC

Sponsor Field Type: C

Report Section: 21B

Field

LUMPSUM
BLKPARTB.LUMPSUM

Description: Did you receive any lump sum payments for insurance, estates, trusts, royalties,

Form Pane Label: Lump Sum

SAS Name: LUMPSUM

Tag Name: LUMPSUM

Inherited Universe:

Universe:

Universe Description: All who get this block

Help Screen: H_LUMPSUM

Question Text: ? [F1]

DURING THE PAST 12 MONTHS -

Did ^YOU_ANYMEM receive any lump sum payments from insurance, estates, trusts, royalties, child support, alimony, prizes or games of chance, or from persons outside your household?

Fills: YOU_ANYMEM

Instructions: IF NUMHOUSE = 1 then fill "you"

ELSE fill "you or any members of your household"

Type: Enumerated

Length: 1

Answer List: TYesNo

Value:	Mnemonic:	Description:
1	Yes	Yes
2	No	No

- Don't Know
- Refuse
- Empty

- On Input
- On Output

Array:

Special Instructions: IF OTHREG = 1, bold-black the first line
("DURING THE PAST 12 MONTHS?")
ELSE gray out the first line

Skip Instructions: 1: Goto LUMPSUMX
2,DK,RF: Goto OTHERINC

Instrument SAS Name: LUMPSUM

Destination Data Set: FINC

Sponsor Field Type: C

Report Section: 21B

Field

LUMPSUMX
BLKPARTB.LUMPSUMX

Description: What was the total amount received by all CU members?

Form Pane Label: Amount

SAS Name: LUMPSUMX

Tag Name: LUMPSUMX

Inherited Universe:

Universe: LUMPSUM = Yes {1}

Universe Description: Received a lump sum payment

Help Screen: H_LUMPSUM

Question Text: ? [F1]

What was the total amount received ^ByMem?

Fills: ByMem

Instructions: IF NUMHOUSE > 1 then fill 'by all household members'
ELSE leave blank

Type: Integer

Length: 9

Min: 1

Max: 99999999

Don't Know

Refuse

Empty

On Input

On Output

Store Instructions: IF LUMPSUMX is in range, DK, or RF then Set LUMP_UMX = EMPTY

Array:

Special Instructions: Display \$ and comma in the entry

Skip Instructions: 1-99999999: IF LUMPSUMX < SoftLowerLimit[6] or LUMPSUMX > SoftUpperLimit[6]
then

goto ERR1_LUMPSUMX

ELSE goto OTHERINC

DK,RF: Goto LUMPSUMB

Instrument SAS Name: LUMPSUMX

Destination Data Set: FINC

Sponsor Field Type: N

Report Section: 21B

Check

ERR1_LUMPSUMX
BLKPARTB.ERR1_LUMPSUMX

Description: Out of Range Check

Inherited Universe:

Universe: (LUMPSUMX < SoftLowerLimit[6] or LUMPSUMX > SoftUpperLimit[6]) AND
LUMPSUMX = RESPONSE

Universe Description:

Text: * THE VALUE ENTERED IS UNUSUALLY HIGH OR LOW

PLEASE VERIFY AND IF CORRECT, ENTER ITEM LEVEL NOTE

Check Instructions: IF suppressed then set LUMP_UMX = 'A1'

Type: Soft

Skip Instructions: Suppress: Goto OTHERINC

All others, go back to LUMPSUMX

LUMPSUMB

Field

BLKPARTB.LUMPSUMB

Description: Which range on this card best reflects the total lump sum payments

Form Pane Label: Lump Sum Range

SAS Name: LUMPSUMB

Tag Name: LUMPSUMB

Inherited Universe:

Universe: LUMPSUMX = NONRESPONSE

Universe Description: DK or RF amount of lump sum payment

Help Screen: H_LUMPSUM

Question Text: 50 ? [F1]

Could you tell me which range on CARD C best reflects the total lump sum payments during the PAST 12 MONTHS?

Type: Enumerated

Length: 2

Answer List: TDollarRange_1_50K

Value:	Mnemonic:	Description:
1	r_0001_0999	\$1-\$999
2	r_1000_1999	\$1,000-\$1,999
3	r_2000_2999	\$2,000-\$2,999
4	r_3000_3999	\$3,000-\$3,999
5	r_4000_4999	\$4,000-\$4,999
6	r_5000_9999	\$5,000-\$9,999
7	r_10k_15k	\$10,000-\$14,999
8	r_15k_20k	\$15,000-\$19,999
9	r_20k_30k	\$20,000-\$29,999
10	r_30k_40k	\$30,000-\$39,999
11	r_40k_50k	\$40,000-\$49,999
12	r_50k_plus	\$50,000 and over

Don't Know

Refuse

Empty

On Input

On Output

Array:

Skip Instructions: Goto OTHERINC

Instrument SAS Name: LUMPSUMB

Destination Data Set: FINC

Sponsor Field Type: C

Report Section: 21B

OTHERINC
BLKPARTB.OTHERINC

Field

Description: Did you receive any other money income

Form Pane Label: Other Money Income

SAS Name: OTHERINC

Tag Name: OTHERINC

Inherited Universe:

Universe:

Universe Description: All who get this block

Help Screen: H_OTHERINC

Question Text: ? [F1]

DURING THE PAST 12 MONTHS -

Did ^YOU_ANYMEM receive any other money income, including money received from cash scholarship and fellowships, stipends not based on working, or from the care of foster children, not already reported?

Fills: YOU_ANYMEM

Instructions: IF NUMHOUSE = 1 then fill "you"

ELSE fill "you or any members of your household"

Type: Enumerated

Length: 1

Answer List: TYesNo

Value:	Mnemonic:	Description:
1	Yes	Yes
2	No	No

- Don't Know
- Refuse
- Empty

- On Input
- On Output

Array:

Special Instructions: IF LUMPSUM = 1, bold-black the first line
("DURING THE PAST 12 MONTHS?")
ELSE gray out the first line

Skip Instructions: 1: Goto OTHRINCX
2,DK,RF: Goto MISCTAX

Instrument SAS Name: OTHERINC

Destination Data Set: FINC

Sponsor Field Type: C

Report Section: 21B

OTHRINCX
BLKPARTB.OTHRINCX

Field

Description: What was the total amount received by all CU members?

Form Pane Label: Amount

SAS Name: OTHRINCX

Tag Name: OTHRINCX

Inherited Universe:

Universe: OTHERINC = Yes {1}

Universe Description: Received some other money incom

Help Screen: H_OTHERINC

Question Text: ? [F1]

What was the total amount received ^ByMem?

Fills: ByMem

Instructions: IF NUMHOUSE > 1 then fill 'by all household members'
ELSE leave blank

Type: Integer

Length: 9

Min: 1

Max: 99999999

Don't Know

Refuse

Empty

On Input

On Output

Store Instructions: IF OTHRINCX is in range, DK, or RF then Set OTHR_NCX = EMPTY

Array:

Special Instructions: Display \$ and comma in the entry

Skip Instructions: 1-99999999: IF OTHRINCX < SoftLowerLimit[7] or OTHRINCX > SoftUpperLimit[7]
then

goto ERR1_OTHRINCX

ELSE goto MISCTAX

DK,RF: Goto OTHRINCB

Instrument SAS Name: OTHRINCX

Destination Data Set: FINC

Sponsor Field Type: N

Report Section: 21B

ERR1_OTHRINCX
BLKPARTB.ERR1_OTHRINCX

Check

Description: Out of Range Check

Inherited Universe:

Universe: (OTHRINCX < SoftLowerLimit[7] or OTHRINCX > SoftUpperLimit[7]) AND
OTHRINCX = RESPONSE

Universe Description:

Text: * THE VALUE ENTERED IS UNUSUALLY HIGH OR LOW

PLEASE VERIFY AND IF CORRECT, ENTER ITEM LEVEL NOTE

Check Instructions: IF suppressed then set OTHR_NCX = 'A1'

Type: Soft

Skip Instructions: Suppress: Goto MISCTAX

All others, go back to OTHRINCX

Field

OTHRINCB
BLKPARTB.OTHRINCB

Description: Which range on this card best reflects the total amount of other money income

Form Pane Label: Other Money Range

SAS Name: OTHRINCB

Tag Name: OTHRINCB

Inherited Universe:

Universe: OTHRINCX = NONRESPONSE

Universe Description: DK or RF amount of other money income

Help Screen: H_OTHERINC

Question Text: 50 ? [F1]

Could you tell me which range on CARD C best reflects the total amount of other money income received during the PAST 12 MONTHS?

Type: Enumerated

Length: 2

Answer List: TDollarRange_1_50K

Value:	Mnemonic:	Description:
1	r_0001_0999	\$1-\$999
2	r_1000_1999	\$1,000-\$1,999
3	r_2000_2999	\$2,000-\$2,999
4	r_3000_3999	\$3,000-\$3,999
5	r_4000_4999	\$4,000-\$4,999
6	r_5000_9999	\$5,000-\$9,999
7	r_10k_15k	\$10,000-\$14,999
8	r_15k_20k	\$15,000-\$19,999
9	r_20k_30k	\$20,000-\$29,999
10	r_30k_40k	\$30,000-\$39,999
11	r_40k_50k	\$40,000-\$49,999
12	r_50k_plus	\$50,000 and over

Don't Know

Refuse

Empty

On Input

On Output

Array:

Skip Instructions: Goto MISCTAX

Instrument SAS Name: OTHRINCB

Destination Data Set: FINC

Sponsor Field Type: C

Report Section: 21B

Field

MISCTAX
BLKPARTB.MISCTAX

Description: Did you pay any personal property taxes and other taxes not reported elsewhere

Form Pane Label: Other Taxes

SAS Name: MISCTAX

Tag Name: MISCTAX

Inherited Universe:

Universe:

Universe Description: All who get this block

Question Text: DURING THE PAST 12 MONTHS -

Did ^YOU_ANYMEM PAY any inheritance or estate tax?

Fills: YOU_ANYMEM

Instructions: IF NUMHOUSE = 1 then fill "you"

ELSE fill "you or any members of your household"

Type: Enumerated

Length: 1

Answer List: TYesNo

Value:	Mnemonic:	Description:
1	Yes	Yes
2	No	No

- Don't Know
- Refuse
- Empty

- On Input
- On Output

Array:

Skip Instructions: 1: Goto MISCTAXX

2,DK,RF: Goto FOODSMP

Instrument SAS Name: MISCTAX

Destination Data Set: FINC

Sponsor Field Type: C

Report Section: 21B

Field

MISCTAXX
BLKPARTB.MISCTAXX

Description: What was the total amount received by ALL CU members?

Form Pane Label: Amount

SAS Name: MISCTAXX

Tag Name: MISCTAXX

Inherited Universe:

Universe: MISCTAX = Yes {1}

Universe Description: Payed inheritance or estate tax

Question Text: What was the total amount PAID ^ByMem?

Fills: ByMem

Instructions: IF NUMHOUSE > 1 then fill 'by all household members'
ELSE leave blank

Type: Integer

Length: 9

Min: 1

Max: 99999999

- Don't Know
- Refuse
- Empty

- On Input
- On Output

Store Instructions: IF MISCTAXX is in range, DK, or RF then Set MISC_AXX = EMPTY

Array:

Special Instructions: Display \$ and comma in the entry

Skip Instructions: IF MISCTAXX < SoftLowerLimit[8] or MISCTAXX > SoftUpperLimit[8] then goto
ERR1_MISCTAXX

ELSE goto FOODSMP

Instrument SAS Name: MISCTAXX

Destination Data Set: FINC

Sponsor Field Type: N

Report Section: 21B

Check

ERR1_MISCTAXX
BLKPARTB.ERR1_MISCTAXX

Description: Out of Range Check

Inherited Universe:

Universe: (MISCTAXX < SoftLowerLimit[8] or MISCTAXX > SoftUpperLimit[8]) AND MISCTAXX
= RESPONSE

Universe Description:

Text: * THE VALUE ENTERED IS UNUSUALLY HIGH OR LOW

PLEASE VERIFY AND IF CORRECT, ENTER ITEM LEVEL NOTE

Check Instructions: IF suppressed then set MISC_AXX = 'A1'

Type: Soft

Skip Instructions: Suppress: Goto FOODSMP

All others, go back to MISCTAXX

FOODSMP
BLKPARTB.FOODSMP

Field

Description: Did you receive any food stamps or electronic benefit transfers

Form Pane Label: Food stamps

SAS Name: FOODSMP

Tag Name: FOODSMP

Inherited Universe:

Universe:

Universe Description: All who get this block

Help Screen: H_FOODSMP

Question Text: ? [F1]

DURING THE PAST 12 MONTHS -

Did anyone in this household receive Food Stamps or a Food Stamp benefit card? Include government benefits from the Supplemental Nutritional Assistance Program (SNAP). Do NOT include WIC or the National School Lunch Program.

Type: Enumerated

Length: 1

Answer List: TYesNo

Value:	Mnemonic:	Description:
1	Yes	Yes
2	No	No

- Don't Know
- Refuse
- Empty

- On Input
- On Output

Store Instructions: NOTE: "Anyone in the household" was purposely not written as the fill ^YOU_ANYMEM, when BLS redid the income section in 2013. Borrowed wording from ACS.

Array:

Special Instructions: IF MISCTAX = 1, bold-black the first line
("DURING THE PAST 12 MONTHS?")
ELSE gray out the first line

Skip Instructions: 1: Goto FS_MTHI

2,DK,RF: Goto WELFARE

Instrument SAS Name: FOODSMP

Destination Data Set: FINC

Sponsor Field Type: C

Report Section: 21B

FS_MTHI
BLKPARTB.FS_MTHI

Field

Description: How many of the past 12 months were food stamps or EBTs received

Form Pane Label: Months Recd

SAS Name: FS_MTHI

Tag Name: FS_MTHI

Inherited Universe:

Universe: FOODSMP = Yes {1}

Universe Description: Received Food Stamps or a Food Stamp benefit card

Question Text: In how many of the past 12 months were food stamps or EBTs received?

Type: Integer

Length: 2

Min: 1

Max: 12

Don't Know

Refuse

Empty

On Input

On Output

Array:

Skip Instructions: Goto FS_AMT

Instrument SAS Name: FS_MTHI

Destination Data Set: FINC

Sponsor Field Type: N

Report Section: 21B

Field

FS_AMT
BLKPARTB.FS_AMT

Description: What was the dollar value of the last food stamps or EBT received?

Form Pane Label: Last Value

SAS Name: FS_AMT

Tag Name: FS_AMT

Inherited Universe:

Universe: FOODSMP = Yes {1}

Universe Description: Received Food Stamps or a Food Stamp benefit card

Question Text: What was the dollar value of the last food stamps or EBT received?

Type: Integer

Length: 9

Min: 1

Max: 99999999

Don't Know

Refuse

Empty

On Input

On Output

Store Instructions: IF FS_AMT is in range, DK, or RF then Set FS_AMT_ = EMPTY

Array:

Special Instructions: Display \$ and comma in the entry

Skip Instructions: 1-99999999: IF NUMHOUSE = 1 and (FS_AMT < 10 or FS_AMT > 545) OR
(NUMHOUSE = 2 and (FS_AMT <10 or FS_AMT > 1000)) OR
(NUMHOUSE = 3 and (FS_AMT <10 or FS_AMT > 1432)) OR
(NUMHOUSE = 4 and (FS_AMT <10 or FS_AMT > 1819)) OR
(NUMHOUSE = 5 and (FS_AMT <10 or FS_AMT > 2160)) OR
(NUMHOUSE > 5 and (FS_AMT <10 or FS_AMT > 3274)) then
goto ERR1_FS_AMT

ELSE goto WELFARE

DK,RF: Goto WELFARE

Instrument SAS Name: FS_AMT

Destination Data Set: FINC

Sponsor Field Type: N

Report Section: 21B

Check

ERR1_FS_AMT
BLKPARTB.ERR1_FS_AMT

Description: Out of Range Check

Inherited Universe:

Universe: [(NUMHOUSE = 1 and (FS_AMT < 10 or FS_AMT > 545)) or
(NUMHOUSE = 2 and (FS_AMT < 10 or FS_AMT > 1000)) or
(NUMHOUSE = 3 and (FS_AMT < 10 or FS_AMT > 1432)) or
(NUMHOUSE = 4 and (FS_AMT < 10 or FS_AMT > 1819)) or
(NUMHOUSE = 5 and (FS_AMT < 10 or FS_AMT > 2160)) or
(NUMHOUSE > 5 and (FS_AMT < 10 or FS_AMT > 3274))]
AND FS_AMT = RESPONSE

Universe Description:

Text: ♦ THE VALUE ENTERED IS UNUSUALLY HIGH OR LOW

PLEASE VERIFY AND IF CORRECT, ENTER ITEM LEVEL NOTE

Check Instructions: IF suppressed then set FS_AMT_ = 'A1'

Type: Soft

Skip Instructions: Suppress: Goto WELFARE

All others, go back to FS_AMT

WELFARE

BLKPARTB.WELFARE

Field

Description: Did you receive cash assistance from any state or local government

Form Pane Label: Welfare

SAS Name: WELFARE

Tag Name: WELFARE

Inherited Universe:

Universe:

Universe Description: All who get this block

Help Screen: H_WELFARE

Question Text: ? [F1]

DURING THE PAST 12 MONTHS -

Did ^YOU_CHILD receive any welfare payments or cash assistance from the state or local welfare office?

Please include even if only for one month. Do NOT include benefits from food, energy, or rental assistance programs.

Fills: YOU_CHILD

Instructions: IF NUMHOUSE = 1 then fill "you"

Else fill "you or any members of this household, including children,"

Type: Enumerated

Length: 1

Answer List: TYesNo

Value:	Mnemonic:	Description:
1	Yes	Yes
2	No	No

- Don't Know
- Refuse
- Empty

On Input

On Output

Array:

Special Instructions: IF FOODSMP = 1, bold-black the first line
("DURING THE PAST 12 MONTHS?")
ELSE gray out the first line

Skip Instructions: 1: Goto WELFAREX

2,DK,RF: Goto MEALSPAY

Instrument SAS Name: WELFARE

Destination Data Set: FINC

Sponsor Field Type: C

Report Section: 21B

WELFAREX

BLKPARTB.WELFAREX

Field

Description: How much cash assistance did you receive last year

Form Pane Label: Amount

SAS Name: WELFAREX

Tag Name: WELFAREX

Inherited Universe:

Universe: WELFARE = Yes {1}

Universe Description: Received welfare payments or cash assistance from the state or local welfare office

Help Screen: H_WELFARE

Question Text: ? [F1]

What was the amount for the PAST 12 MONTHS?

Type: Integer

Length: 9

Min: 1

Max: 99999999

Don't Know

Refuse

Empty

On Input

On Output

Store Instructions: IF WELFAREX is in range, DK, or RF then Set WELF_REX = EMPTY

Array:

Special Instructions: Display \$ and comma in the entry

Skip Instructions: 1-99999999: IF WELFAREX < SoftLowerLimit[9] or WELFAREX > SoftUpperLimit[9]
then goto ERR1_WELFAREX
ELSE goto MEALSPAY

DK,RF: Goto WELFAREB

Instrument SAS Name: WELFAREX

Destination Data Set: FINC

Sponsor Field Type: N

Report Section: 21B

ERR1_WELFAREX

BLKPARTB.ERR1_WELFAREX

Check

Description: Out of Range Check

Inherited Universe:

Universe: (WELFAREX < SoftLowerLimit[9] or WELFAREX > SoftUpperLimit[9]) AND
WELFAREX = RESPONSE

Universe Description:

Text: * THE VALUE ENTERED IS UNUSUALLY HIGH OR LOW

PLEASE VERIFY AND IF CORRECT, ENTER ITEM LEVEL NOTE

Check Instructions: IF suppressed then set WELF_REX = 'A1'

Type: Soft

Skip Instructions: Suppress: Goto MEALSPAY

All others, go back to WELFAREX

Field

WELFAREB
BLKPARTB.WELFAREB

Description: Which range on this card best reflects the total amount of income from public assistance

Form Pane Label: Welfare Range

SAS Name: WELFAREB

Tag Name: WELFAREB

Inherited Universe:

Universe: WELFAREX = NONRESPONSE

Universe Description: DK or RF the amount of welfare payments or cash assistance from the state or local welfare office

Help Screen: H_WELFARE

Question Text:  50 ? [F1]

Could you tell me which range on CARD C best reflects the total amount of income from cash assistance from state or local government welfare programs during the PAST 12 MONTHS?

Type: Enumerated

Length: 2

Answer List: TDollarRange_1_50K

Value:	Mnemonic:	Description:
1	r_0001_0999	\$1-\$999
2	r_1000_1999	\$1,000-\$1,999
3	r_2000_2999	\$2,000-\$2,999
4	r_3000_3999	\$3,000-\$3,999
5	r_4000_4999	\$4,000-\$4,999
6	r_5000_9999	\$5,000-\$9,999
7	r_10k_15k	\$10,000-\$14,999
8	r_15k_20k	\$15,000-\$19,999
9	r_20k_30k	\$20,000-\$29,999
10	r_30k_40k	\$30,000-\$39,999
11	r_40k_50k	\$40,000-\$49,999
12	r_50k_plus	\$50,000 and over

Don't Know
 Refuse
 Empty

On Input
 On Output

Array:

Skip Instructions: Goto MEALSPAY

Instrument SAS Name: WELFAREB

Destination Data Set: FINC

Sponsor Field Type: C

Report Section: 21B

Field

MEALSPAY
BLKPARTB.MEALSPAY

Description: Did you receive any free meals at work as part of your pay

Form Pane Label: Meal as Pay

SAS Name: MEALSPAY

Tag Name: MEALSPAY

Inherited Universe:

Universe:

Universe Description: All who get this block

Question Text: DURING THE PAST 12 MONTHS -

Have ^YOU_ANYMEM received any free meals at work as part of your pay?

Fills: YOU_ANYMEM

Instructions: IF NUMHOUSE = 1 then fill "you"

ELSE fill "you or any members of your household"

Type: Enumerated

Length: 1

Answer List: TYesNo

Value:	Mnemonic:	Description:
1	Yes	Yes
2	No	No

- Don't Know
- Refuse
- Empty

- On Input
- On Output

Array:

Special Instructions: IF WELFARE = 1 bold-black the first line ("DURING THE PAST 12 MONTHS -") else gray out the first line

Skip Instructions: 1: Goto MLPAYWKX

2,DK,RF: Goto S21B_END

Instrument SAS Name: MEALSPAY

Destination Data Set: FINC

Sponsor Field Type: C

Report Section: 21B

Field

MLPAYWKX
BLKPARTB.MLPAYWKX

Description: What was the weekly dollar value of the meals

Form Pane Label: Amount

SAS Name: MLPAYWKX

Tag Name: MLPAYWKX

Inherited Universe:

Universe: MEALSPAY = Yes {1}

Universe Description: Received free meals at work as part of pay

Question Text: About what was the WEEKLY dollar value of these meals?

Type: Integer

Length: 5

Min: 1

Max: 9999

Don't Know

Refuse

Empty

On Input

On Output

Store Instructions: IF MLPAYWKX is in range, DK, or RF then Set MLPA_WKX = EMPTY

Array:

Special Instructions: Display \$ and comma in the entry

Skip Instructions: IF MLPAYWKX < SoftLowerLimit[10] or MLPAYWKX > SoftUpperLimit[10] then goto
ERR1_MLPAYWKX

ELSE goto MLPYQWKS

Instrument SAS Name: MLPAYWKX

Destination Data Set: FINC

Sponsor Field Type: N

Report Section: 21B

Check

ERR1_MLPAYWKX
BLKPARTB.ERR1_MLPAYWKX

Description: Out of Range Check

Inherited Universe:

Universe: (MLPAYWKX < SoftLowerLimit[10] or MLPAYWKX > SoftUpperLimit[10]) AND
MLPAYWKX = RESPONSE

Universe Description:

Text: * THE VALUE ENTERED IS UNUSUALLY HIGH OR LOW

PLEASE VERIFY AND IF CORRECT, ENTER ITEM LEVEL NOTE

Check Instructions: IF suppressed then set MLPA_WKX = 'A1'

Type: Soft

Skip Instructions: Suppress: Goto MLPYQWKS

All others, go back to MLPAYWKX

MLPYQWKS
BLKPARTB.MLPYQWKS

Field

Description: How many weeks did members of your household receive these meals

Form Pane Label: Specify

SAS Name: MLPYQWKS

Tag Name: MLPYQWKS

Inherited Universe:

Universe: MLPAYWKX = RESPONSE or MLPAYWKX = NONRESPONSE

Universe Description: Received free meals at work as part of pay

Question Text: How many weeks did ^YOU_ANYMEM receive such meals during the past 12 months?

Fills: YOU_ANYMEM

Instructions: IF NUMHOUSE = 1 then fill "you"
ELSE fill "you or any members of your household"

Type: Integer

Length: 2

Min: 1

Max: 52

- Don't Know
- Refuse
- Empty

- On Input
- On Output

Array:

Skip Instructions: Goto S21B_END

Instrument SAS Name: MLPYQWKS

Destination Data Set: FINC

Sponsor Field Type: N

Report Section: 21B

Field

S21B_END
BLKPARTB.S21B_END

Description: End of section 21B

Form Pane Label:

SAS Name:

Tag Name:

Inherited Universe:

Universe: MEALSPAY = No {2} OR MEALSPAY = NONRESPONSE OR
(MLPYQWKS > 0 and MLPYQWKS < 14) OR MLPYQWKS = RESPONSE

Universe Description: Completed section 21 part B

Question Text:

Type: Classification

Length: 0

- Don't Know
- Refuse
- Empty

- On Input
- On Output

Store Instructions:

1. Set record status and record origin
IF MEALSPAY = No {2} OR MEALSPAY = NONRESPONSE OR
(MLPYQWKS > 0 and MLPYQWKS < 14) OR MLPYQWKS = RESPONSE
THEN
Set FIN_STAT = '1'
Set FIN_ORIG = '1'
ELSE
Set FIN_STAT = EMPTY
Set FIN_ORIG = EMPTY
END
2. Set Section Part end flag
IF MEALSPAY = No {2} OR MEALSPAY = NONRESPONSE OR
(MLPYQWKS > 0 and MLPYQWKS < 14) OR MLPYQWKS = RESPONSE
THEN
Set S21b_end = Yes {1}
ELSE Set S21b_end = EMPTY
END

Array:

Skip Instructions: Exit block and goto Set21CompleteFlag

Report Section: 21B

Field

INTRDVX_
BLKPARTB.INTRDVX_

Description: Range edit flag for INTRDVX

Form Pane Label:

SAS Name: INTRDVX_

Tag Name:

Inherited Universe:

Universe:

Universe Description:

Question Text:

Type: String

Length: 2

- Don't Know
- Refuse
- Empty

- On Input
- On Output

Array:

Special Instructions: NOTE: See INTRDVX for how to set this field

Valid Values: A1 = Range edit failed
(ERR1 check was suppressed)

Blank = Range edit passed

Instrument SAS Name: INTRDVX_

Destination Data Set: FINC

Sponsor Field Type: C

Report Section: 21B

Sponsor Edits: FLAG

NETR_NTX
BLKPARTB.NETR_NTX

Field

Description: Range edit flag for NETRENTX

Form Pane Label:

SAS Name: NETR_NTX

Tag Name:

Inherited Universe:

Universe:

Universe Description:

Question Text:

Type: String

Length: 2

- Don't Know
- Refuse
- Empty

- On Input
- On Output

Array:

Special Instructions: NOTE: See NETRENTX for how to set this field

Valid Values: A1 = Range edit failed
(ERR1 check was suppressed)

Blank = Range edit passed

Instrument SAS Name: NETR_NTX

Destination Data Set: FINC

Sponsor Field Type: C

Report Section: 21B

Sponsor Edits: FLAG

Field

ROYESTX_
BLKPARTB.ROYESTX_

Description: Range edit flag for ROYESTX

Form Pane Label:

SAS Name: ROYESTX_

Tag Name:

Inherited Universe:

Universe:

Universe Description:

Question Text:

Type: String

Length: 2

- Don't Know
- Refuse
- Empty

- On Input
- On Output

Array:

Special Instructions: NOTE: See ROYESTX for how to set this field

Valid Values: A1 = Range edit failed
(ERR1 check was suppressed)

Blank = Range edit passed

Instrument SAS Name: ROYESTX_

Destination Data Set: FINC

Sponsor Field Type: C

Report Section: 21B

Sponsor Edits: FLAG

RETS_RVX
BLKPARTB.RETS_RVX

Field

Description: Range edit flag for RETSURVX

Form Pane Label:

SAS Name: RETS_RVX

Tag Name:

Inherited Universe:

Universe:

Universe Description:

Question Text:

Type: String

Length: 2

- Don't Know
- Refuse
- Empty

- On Input
- On Output

Array:

Special Instructions: NOTE: See RETSURVX for how to set this field

Valid Values: A1 = Range edit failed
(ERR1 check was suppressed)

Blank = Range edit passed

Instrument SAS Name: RETS_RVX

Destination Data Set: FINC

Sponsor Field Type: C

Report Section: 21B

Sponsor Edits: FLAG

Field

OTHREGX_
BLKPARTB.OTHREGX_

Description: Range edit flag for OTHREGX

Form Pane Label:

SAS Name: OTHREGX_

Tag Name:

Inherited Universe:

Universe:

Universe Description:

Question Text:

Type: String

Length: 2

- Don't Know
- Refuse
- Empty

- On Input
- On Output

Array:

Special Instructions: NOTE: See OTHREGX for how to set this field

Valid Values: A1 = Range edit failed
(ERR1 check was suppressed)

Blank = Range edit passed

Instrument SAS Name: OTHREGX_

Destination Data Set: FINC

Sponsor Field Type: C

Report Section: 21B

Sponsor Edits: FLAG

LUMP_UMX
BLKPARTB.LUMP_UMX

Field

Description: Range edit flag for LUMPSUMX

Form Pane Label:

SAS Name: LUMP_UMX

Tag Name:

Inherited Universe:

Universe:

Universe Description:

Question Text:

Type: String

Length: 2

- Don't Know
- Refuse
- Empty

- On Input
- On Output

Array:

Special Instructions: NOTE: See LUMPSUMX for how to set this field

Valid Values: A1 = Range edit failed
(ERR1 check was suppressed)

Blank = Range edit passed

Instrument SAS Name: LUMP_UMX

Destination Data Set: FINC

Sponsor Field Type: C

Report Section: 21B

Sponsor Edits: FLAG

Field

OTHR_NCX
BLKPARTB.OTHR_NCX

Description: Range edit flag for OTHRINCX

Form Pane Label:

SAS Name: OTHR_NCX

Tag Name:

Inherited Universe:

Universe:

Universe Description:

Question Text:

Type: String

Length: 2

- Don't Know
- Refuse
- Empty

- On Input
- On Output

Array:

Special Instructions: NOTE: See OTHRINCX for how to set this field

Valid Values: A1 = Range edit failed
(ERR1 check was suppressed)

Blank = Range edit passed

Instrument SAS Name: OTHR_NCX

Destination Data Set: FINC

Sponsor Field Type: C

Report Section: 21B

Sponsor Edits: FLAG

MISC_AXX
BLKPARTB.MISC_AXX

Field

Description: Range edit flag for MISCTAXX

Form Pane Label:

SAS Name: MISC_AXX

Tag Name:

Inherited Universe:

Universe:

Universe Description:

Question Text:

Type: String

Length: 2

- Don't Know
- Refuse
- Empty

- On Input
- On Output

Array:

Special Instructions: NOTE: See MISCTAXX for how to set this field

Valid Values: A1 = Range edit failed
(ERR1 check was suppressed)

Blank = Range edit passed

Instrument SAS Name: MISC_AXX

Destination Data Set: FINC

Sponsor Field Type: C

Report Section: 21B

Sponsor Edits: FLAG

Field

FS_AMT_
BLKPARTB.FS_AMT_

Description: Range edit flag for FS_AMT

Form Pane Label:

SAS Name: FS_AMT_

Tag Name:

Inherited Universe:

Universe:

Universe Description:

Question Text:

Type: String

Length: 2

- Don't Know
- Refuse
- Empty

- On Input
- On Output

Array:

Special Instructions: NOTE: See FS_AMT for how to set this field

Valid Values: A1 = Range edit failed
(ERR1 check was suppressed)

Blank = Range edit passed

Instrument SAS Name: FS_AMT_

Destination Data Set: FINC

Sponsor Field Type: C

Report Section: 21B

Sponsor Edits: FLAG

WELF_REX
BLKPARTB.WELF_REX

Field

Description: Range edit flag for WELFAREX

Form Pane Label:

SAS Name: WELF_REX

Tag Name:

Inherited Universe:

Universe:

Universe Description:

Question Text:

Type: String

Length: 2

- Don't Know
- Refuse
- Empty

- On Input
- On Output

Array:

Special Instructions: NOTE: See WELFAREX for how to set this field

Valid Values: A1 = Range edit failed
(ERR1 check was suppressed)

Blank = Range edit passed

Instrument SAS Name: WELF_REX

Destination Data Set: FINC

Sponsor Field Type: C

Report Section: 21B

Sponsor Edits: FLAG

Field

MLPA_WKX
BLKPARTB.MLPA_WKX

Description: Range edit flag for MPLAYWKX

Form Pane Label:

SAS Name: MLPA_WKX

Tag Name:

Inherited Universe:

Universe:

Universe Description:

Question Text:

Type: String

Length: 2

Don't Know

Refuse

Empty

On Input

On Output

Array:

Special Instructions: NOTE: See MPLAYWKX for how to set this field

Valid Values: A1 = Range edit failed
(ERR1 check was suppressed)

Blank = Range edit passed

Instrument SAS Name: MLPA_WKX

Destination Data Set: FINC

Sponsor Field Type: C

Report Section: 21B

Sponsor Edits: FLAG

FIN_STAT
BLKPARTB.FIN_STAT

Field

Description: Record status

Form Pane Label:

SAS Name: FIN_STAT

Tag Name:

Inherited Universe:

Universe:

Universe Description:

Question Text:

Type: String

Length: 1

- Don't Know
- Refuse
- Empty

- On Input
- On Output

Array:

Special Instructions: NOTE: See S21B_END for how to set this field

Valid Values: 1 = Active Record

Instrument SAS Name: FIN_STAT

Destination Data Set: FINC

Sponsor Field Type: C

Report Section: 21B

Field

FIN_ORIG
BLKPARTB.FIN_ORIG

Description: Record origin

Form Pane Label:

SAS Name: RECORIGB

Tag Name:

Inherited Universe:

Universe:

Universe Description:

Question Text:

Type: String

Length: 1

- Don't Know
- Refuse
- Empty

- On Input
- On Output

Array:

Special Instructions: NOTE: See S21B_END for how to set this field

Valid Values: 1 = Data from current month interview.
4 = Inventory Data- no updates

Instrument SAS Name: FIN_ORIG

Destination Data Set: FINC

Sponsor Field Type: C

Report Section: 21B

Set21CompleteFlag

Set21CompleteFlag

Field

Description: Setting the Section 21 Complete Flag

Form Pane Label:

SAS Name:

Tag Name:

Inherited Universe:

Universe:

Universe Description:

Question Text:

Type: Classification

Length: 0

- Don't Know
- Refuse
- Empty

- On Input
- On Output

Store Instructions: If section 21A needs to be asked AND section 21B needs to be asked then
Set sectcomp[21] = 1 if S21a_end = 1 and S21b_end = 1.

Elseif section 21A needs to be asked AND section 21B does not need to be asked
then

Set sectcomp[21] = 1 if S21a_end = 1

Elseif section 21A does not need to be asked AND section 21B does need to be
asked then {Not sure this can actually happen}

Set sectcomp[21] = 1 if S21b_end = 1

Elseif section 21A does not need to be asked AND section 21B does not need to be
asked then Set sectcomp[21] = 1

Array:

Skip Instructions: IF INTNMBR = 4 then goto Section 22

ELSE goto the BBACK block

Block

BSECT22
BSECT22

Description: Assets and Liabilities

Tab Name: 22

Fly Over Name: S22 - Assets and Liabilities

Universe Type: If

Inherited Universe:

Universe: bFront.START <> Transmit {3} AND bFront.START <> Quit {4} AND
bFront.START <> Noninterview {5} AND bFront.REPLACE_HH <> Yes {1} AND
bFront.REPLACE_SPAWN <> Continue {1} AND CE_INTRO = Continue {1}
AND INTNMBR = 4

Universe Description: Interview 4 cases

Array:

Block Instructions: Section label: Section 22 - Assets and Liabilities

BkIncludes

BkIncludes

Block

Description:

Tab Name:

Fly Over Name:

Universe Type: lf

Inherited Universe:

Universe:

Universe Description:

Array:

Block Instructions:

Field

LIAINTRO
BlkIncludes.LIAINTRO

Description:

Form Pane Label: Section 22 Intro

SAS Name:

Tag Name: LIAINTRO

Inherited Universe:

Universe:

Universe Description: 4th interviews

Question Text: The next few questions are about financial assets, credit, and loans. We know people aren't used to discussing their debt and financial assets, but we use this information to get a picture of how spending relates to changes in debt and savings. Be assured that, like all other information you have provided, these answers will be kept strictly confidential.

Type: Enumerated

Length: 1

Answer List: TContinue

Value:	Mnemonic:	Description:
1	Continue	Enter 1 to Continue

- Don't Know
- Refuse
- Empty

- On Input
- On Output

Array:

Skip Instructions: Goto IRA

Instrument SAS Name: LIAINTRO

Destination Data Set: FASO

Report Section: 22

Date Implemented (YYYY-MM-DD): April 2013

Field

IRA
BklIncludes.IRA

Description: Retirement accounts

Form Pane Label: Any Retirement Acct

SAS Name: IRA

Tag Name: IRA

Inherited Universe:

Universe:

Universe Description: All who get this block

Question Text: Do ^YOU_ANYMEM have any retirement accounts such as 401(k)s, IRAs, or Thrift Savings Plans?

Fills: YOU_ANYMEM

Instructions: IF NUMHOUSE = 1 then fill "you"

ELSE fill "you or any members of your household"

Type: Enumerated

Length: 1

Answer List: TYesNo

Value:	Mnemonic:	Description:
1	Yes	Yes
2	No	No

Don't Know

Refuse

Empty

On Input

On Output

Array:

Skip Instructions: 1: Goto IRAX

2,DK,RF: Goto DEFBENRP

Instrument SAS Name: IRA

Destination Data Set: FASO

Sponsor Field Type: C

Report Section: 22

Date Implemented (YYYY-MM-DD): April 2017

Field

IRAX
BkIncludes.IRAX

Description: Total value of all retirement accounts

Form Pane Label: Total Retirement

SAS Name: IRAX

Tag Name: IRAX

Inherited Universe:

Universe: IRA = Yes {1}

Universe Description: Have retirement accounts

Help Screen: H_IRAX

Question Text: ? [F1]

As of TODAY --

What is the total value of all retirement accounts such as 401(k)s, IRAs, or Thrift Savings Plans that ^YOU_YRCU ^own_owns?

Fills: YOU_YRCU

Instructions: IF NUMHOUSE = 1 then fill "you"
ELSE fill "your household"

Fills: own_owns

Instructions: IF NUMHOUSE = 1 then fill "own"
ELSE fill "owns"

Type: Integer

Length: 13

Min: 1

Max: 999999999999

Don't Know

Refuse

Empty

On Input

On Output

Store Instructions: IF IRAX is in range, DK, or RF then set IRAX_ = EMPTY

Array:

Skip Instructions: 1-999999999999: IF IRAX > 999999 then goto ERR1_IRAX
ELSE goto IRAYRX

DK,RF: Goto IRAB

Instrument SAS Name: IRAX

Destination Data Set: FASO

Sponsor Field Type: N

Report Section: 22

Date Implemented (YYYY-MM-DD): April 2013

Check

ERR1_IRAX
BlkIncludes.ERR1_IRAX

Description: Out of range check

Inherited Universe:

Universe: IRAX > 999999 AND IRAX = RESPONSE

Universe Description:

Text: * THE VALUE ENTERED IS UNUSUALLY HIGH OR LOW

PLEASE VERIFY AND IF CORRECT, ENTER ITEM LEVEL NOTE

Check Instructions: IF suppressed then set IRAX_ = 'A1'

Type: Soft

Skip Instructions: Suppress: Goto IRAYRX

All others, go back to IRAX

IRAB

Field

BIKIncludes.IRAB

Description: Range for total value of retirement accounts

Form Pane Label: Retirement Range

SAS Name: IRAB

Tag Name: IRAB

Inherited Universe:

Universe: IRAX = DONTKNOW or IRAX = REFUSAL

Universe Description: Don't know or refused if have any retirement accounts

Help Screen: H_IRAX

Question Text:  51 ? [F1]

Could you tell me which range on CARD D best reflects the total value of all retirement accounts such as 401(k)s, IRAs, and Thrift Savings Plans?

Type: Enumerated

Length: 1

Answer List: TDollarRange_1_450K

Value:	Mnemonic:	Description:
1	r_1k_9k	\$1-\$9,999
2	r_10k_39k	\$10,000-\$39,999
3	r_40k_99k	\$40,000-\$99,999
4	r_100k_199k	\$100,000-\$199,999
5	r_200k_449k	\$200,000-\$449,999
6	r_450k	\$450,000 and over

- Don't Know
- Refuse
- Empty

- On Input
- On Output

Array:

Skip Instructions: 1-6: Goto IRAYRX

DK,RF: Goto DEFBENRP

Instrument SAS Name: IRAB

Destination Data Set: FASO

Sponsor Field Type: C

Report Section: 22

Date Implemented (YYYY-MM-DD): April 2013

IRAYRX

Field

BlkIncludes.IRAYRX

Description: Total value of all retirement accounts one year ago

Form Pane Label: Rtrmt Amt 1 Yr Ago

SAS Name: IRAYRX

Tag Name: IRAYRX

Inherited Universe:

Universe: (IRAX <> DONTKNOW and IRAX <> REFUSAL and IRAX > 0 and IRAX <= 999999999999)
OR (IRAB >= 1 and IRAB <= 6)

Universe Description:

Help Screen: H_IRAX

Question Text: ? [F1]

What was the total value of all retirement accounts ONE YEAR AGO TODAY?

Type: Integer

Length: 13

Min: 0

Max: 999999999999

- Don't Know
- Refuse
- Empty

- On Input
- On Output

Array:

Special Instructions: IF IRAYRX is in range, 0, DK, or RF then set IRAYRX_ = EMPTY

Skip Instructions: 0: Goto IRAYR

1-999999999999: IF IRAX = NONRESPONSE and IRAYRX > 999999 then goto ERR1_IRAYRX
ELSEIF IRAX = RESPONSE and (IRARYX > 600,000 OR IRAX > 600,000)
AND
((IRAYRX <= (0.6 x IRAX)) or (IRAYRX >= (1.4 x IRAX)))

then goto ERR2_IRAYRX
ELSE goto DEFBENRP

DK,RF: Goto IRAYRB

Instrument SAS Name: IRAYRX

Destination Data Set: FASO

Sponsor Field Type: N

Report Section: 22

Date Implemented (YYYY-MM-DD): April 2013

ERR1_IRAYRX

Check

BIKIncludes.ERR1_IRAYRX

Description: Out of range check

Inherited Universe:

Universe: IRAX = NONRESPONSE AND IRAYRX > 999999 AND IRAYRX = RESPONSE

Universe Description:

Text: * THE VALUE ENTERED IS UNUSUALLY HIGH OR LOW

PLEASE VERIFY AND IF CORRECT, ENTER ITEM LEVEL NOTE

Check Instructions: If suppressed then set IRAYRX_ = 'A1'

Type: Soft

Skip Instructions: Suppress: goto DEFBENRP

All others, go back to IRAYRX

Check

ERR2_IRAYRX
BlkIncludes.ERR2_IRAYRX

Description: Value one year ago is considerably higher/lower than current value

Inherited Universe:

Universe: IRAX = RESPONSE AND IRAYRX = RESPONSE AND
(IRAYRX > 600,000 OR IRAX > 600,000) AND IRAYRX <> 0 AND
((IRAYRX <= (0.6 x IRAX)) or (IRAYRX >= (1.4 x IRAX)))

Universe Description:

Text: ♦ THE VALUE ENTERED IS CONSIDERABLY HIGHER OR LOWER THAN THE
CURRENT VALUE.

PLEASE VERIFY.

Check Instructions: IF suppressed then set IRAYRX_ = 'A1'

Type: Soft

Skip Instructions: Suppress: Goto DEFBNRP

All others, go back to IRAYRX

IRAYRB

Field

BIKIncludes.IRAYRB

Description: Range retirement accounts one year ago

Form Pane Label: Rtrmt Rng 1 Yr Ago

SAS Name: IRAYRB

Tag Name: IRAYRB

Inherited Universe:

Universe: IRAYRX = DONTKNOW or IRAYRX = REFUSAL

Universe Description: DK or RF total value one year ago

Help Screen: H_IRAX

Question Text: 51 ? [F1]

Could you tell me which range on CARD D best reflects the total value of all retirement accounts ONE YEAR AGO TODAY?

Type: Enumerated

Length: 1

Answer List: TDollarRange_1_450K

Value:	Mnemonic:	Description:
1	r_1k_9k	\$1-\$9,999
2	r_10k_39k	\$10,000-\$39,999
3	r_40k_99k	\$40,000-\$99,999
4	r_100k_199k	\$100,000-\$199,999
5	r_200k_449k	\$200,000-\$449,999
6	r_450k	\$450,000 and over

- Don't Know
- Refuse
- Empty

- On Input
- On Output

Array:

Skip Instructions: Goto DEFBENRP

Instrument SAS Name: IRAYRB

Destination Data Set: FASO

Sponsor Field Type: C

Report Section: 22

Date Implemented (YYYY-MM-DD): April 2013

IRAYR

Field

BIKIncludes.IRAYR

Description: Have any retirement accounts one year ago

Form Pane Label: Any Ret 1 Yr Ago

SAS Name: IRAYR

Tag Name: IRAYR

Inherited Universe:

Universe: IRAYRX = 0 AND IRAYRX <> DONTKNOW AND IRAYRX <> REFUSAL

Universe Description:

Question Text: Did ^YOU_ANYMEM have any retirement accounts such as 401(k)s, IRAs, or Thrift Savings Plans ONE YEAR AGO TODAY?

Fills: YOU_ANYMEM

Instructions: IF NUMHOUSE = 1 then fill "you"
ELSE fill "you or any members of your household"

Type: Enumerated

Length: 1

Answer List: TYesNo

Value:	Mnemonic:	Description:
1	Yes	Yes
2	No	No

Don't Know

Refuse

Empty

On Input

On Output

Array:

Skip Instructions: Goto DEFBNRP

Instrument SAS Name: IRAYR

Destination Data Set: FASO

Sponsor Field Type: C

Report Section: 22

Date Implemented (YYYY-MM-DD): April 2017

DEFBENRP

Field

BIKIncludes.DEFBENRP

Description:

Form Pane Label: Defined Retirement Plan

SAS Name: DEFBENRP

Tag Name: DEFBENRP

Inherited Universe:

Universe:

Universe Description: All who get this block

Help Screen: H_DEFBENRP

Question Text: ? [F1]

Do ^YOU_ANYMEM have a defined benefit retirement plan, such as a pension from an employer?

Fills: YOU_ANYMEM

Instructions: IF NUMHOUSE = 1 then fill "you"
ELSE fill "you or any members of your household"

Type: Enumerated

Length: 1

Answer List: TYesNo

Value:	Mnemonic:	Description:
1	Yes	Yes
2	No	No

Don't Know
 Refuse
 Empty

On Input
 On Output

Array:

Skip Instructions: Goto STOCK

Instrument SAS Name: DEFBENRP

Destination Data Set: FASO

Sponsor Field Type: C

Report Section: 22

Date Implemented (YYYY-MM-DD): April 2013

STOCK

Field

BkIncludes.STOCK

Description:

Form Pane Label: Any Stock?

SAS Name: STOCK

Tag Name: STOCK

Inherited Universe:

Universe:

Universe Description: All who get this block

Help Screen: H_STOCK

Question Text: ? [F1]

Do ^YOU_ANYMEM have any directly-held stocks, bonds, or mutual funds
^Retirement?

◆ Include U.S. savings bonds

Fills: YOU_ANYMEM

Instructions: IF NUMHOUSE = 1 then fill "you"

ELSE fill "you or any members of your household"

Fills: Retirement

Instructions: IF IRAX > 0 or IRAX = NONRESPONSE then fill "not in retirement accounts"

ELSE leave blank

Type: Enumerated

Length: 1

Answer List: TYesNo

Value:	Mnemonic:	Description:
1	Yes	Yes
2	No	No

- Don't Know
- Refuse
- Empty

On Input
 On Output

Array:

Skip Instructions: 1: Goto STOCKX

2,DK,RF: Goto LIQUID

Instrument SAS Name: STOCK

Destination Data Set: FASO

Sponsor Field Type: C

Report Section: 22

Date Implemented (YYYY-MM-DD): April 2013

STOCKX

Field

BlkIncludes.STOCKX

Description: Total value of all stocks, bond, mutual funds

Form Pane Label: Total \$ Stocks

SAS Name: STOCKX

Tag Name: STOCKX

Inherited Universe:

Universe: STOCK = Yes {1}

Universe Description: Have directly-held stocks, bonds, or mutual funds

Help Screen: H_STOCK

Question Text: ? [F1]

As of TODAY --

**What is the total value of all directly-held stocks, bonds, and mutual funds
^Retirement that ^YOU_YRCU ^own_owns?**

[* Include US savings bonds](#)

Fills: own_owns

Instructions: IF NUMHOUSE = 1 then fill "own"
ELSE fill "owns"

Fills: Retirement

Instructions: IF IRAX > 0 or IRAX = NONRESPONSE then fill "not in retirement accounts"
ELSE leave blank

Fills: YOU_YRCU

Instructions: IF NUMHOUSE = 1 then fill "you"
ELSE fill "your household"

Type: Integer

Length: 13

Min: 1

Max: 999999999999

Don't Know

Refuse
 Empty

On Input
 On Output

Store Instructions: IF STOCKX is in range, DK, or RF then set STOCKX_ = EMPTY

Array:

Skip Instructions: 1-999999999999: IF STOCKX < 5 or STOCKX > 999999 then
goto ERR1_STOCKX
ELSE goto STOCKYRX

DK,RF: Goto STOCKB

Instrument SAS Name: STOCKX

Destination Data Set: FASO

Sponsor Field Type: N

Report Section: 22

Date Implemented (YYYY-MM-DD): April 2013

ERR1_STOCKX

Check

BkIncludes.ERR1_STOCKX

Description: Out of Range Check

Inherited Universe:

Universe: (STOCKX < 5 or STOCKX > 999999) AND STOCKX = RESPONSE

Universe Description:

Text: * THE VALUE ENTERED IS UNUSUALLY HIGH OR LOW

PLEASE VERIFY AND IF CORRECT, ENTER ITEM LEVEL NOTE

Check Instructions: IF suppressed then set STOCKX_ = 'A1'

Type: Soft

Skip Instructions: Suppress: Goto STOCKYRX

All others, go back to STOCKX

Field

STOCKB
BklIncludes.STOCKB

Description: Range for total value of stocks

Form Pane Label: Stock \$ Range

SAS Name: STOCKB

Tag Name: STOCKB

Inherited Universe:

Universe: STOCKX = DONTKNOW or STOCKX = REFUSAL

Universe Description: DK or RF total value of stocks, bonds, and mutual funds

Help Screen: H_STOCK

Question Text:  52 ? [F1]

Could you tell me which range on CARD E best reflects the total value of all directly-held stocks, bonds, and mutual funds ^Retirement?

[* Include US savings bonds](#)

Fills: Retirement

Instructions: IF IRAX > 0 or IRAX = NONRESPONSE then fill "not in retirement accounts"
ELSE leave blank

Type: Enumerated

Length: 1

Answer List: TDollarRange_1_450KE

Value:	Mnemonic:	Description:
1	r_0k_4k	\$1-\$4,999
2	r_5k_19k	\$5,000-\$19,999
3	r_20k_74k	\$20,000-\$74,999
4	r_75k_199k	\$75,000-\$199,999
5	r_200k_449k	\$200,000-\$449,999
6	r_450k	\$450,000 and over

Don't Know

Refuse

Empty

On Input
 On Output

Array:

Skip Instructions: 1-6: Goto STOCKYRX

DK,RF: Goto LIQUID

Instrument SAS Name: STOCKB

Destination Data Set: FASO

Sponsor Field Type: C

Report Section: 22

Date Implemented (YYYY-MM-DD): April 2013

Field

STOCKYRX
BlkIncludes.STOCKYRX

Description: Total value of stocks one year ago

Form Pane Label: Stock 1 Yr Ago

SAS Name: STOCKYRX

Tag Name: STOCKYRX

Inherited Universe:

Universe: (STOCKB >= 1 and STOCKB <= 6) OR
(STOCKX >= 1 and STOCKX <= 999999999999)

Universe Description:

Help Screen: H_STOCK

Question Text: ? [F1]

**What was the total value of all directly-held stocks, bonds, and mutual funds
^Retirement ONE YEAR AGO TODAY?**

◆ [Include US savings bonds](#)

Fills: Retirement

Instructions: IF IRAX > 0 or IRAX = NONRESPONSE then fill "not in retirement accounts"
ELSE leave blank

Type: Integer

Length: 13

Min: 0

Max: 999999999999

Don't Know

Refuse

Empty

On Input

On Output

Store Instructions: IF STOCKYRX is in range, 0, or NONRESPONSE then set STOC_YRX = EMPTY

Array:

Skip Instructions: 0: Goto STOCKYR

```
1-99999999999999999999: IF STOCKX = NONRESPONSE and STOCKYRX > 999999 then
goto ERR1_STOCKYRX
    ELSEIF STOCKX = RESPONSE and (STOCKYRX > 600000 or STOCKX
> 600,000) AND
        ((STOCKYRX <= (0.6 x STOCKX)) or (STOCKYRX >= (1.4 x
STOCKX)))
            then goto ERR2_STOCKYRX
            ELSE goto LIQUID
```

DK,RF: Goto STOCKYRB

Instrument SAS Name: STOCKYRX

Destination Data Set: FASO

Sponsor Field Type: N

Report Section: 22

Date Implemented (YYYY-MM-DD): April 2013

Check

ERR1_STOCKYRX
BlkIncludes.ERR1_STOCKYRX

Description: Out of Range Check

Inherited Universe:

Universe: STOCKX = NONRESPONSE AND STOCKYRX > 999999

Universe Description:

Text: * THE VALUE ENTERED IS UNUSUALLY HIGH OR LOW

PLEASE VERIFY AND IF CORRECT, ENTER ITEM LEVEL NOTE

Check Instructions: IF suppressed then set STOC_YRX = 'A1'

Type: Soft

Skip Instructions: Suppress: Goto LIQUID

All others, go back to STOCKYRX

ERR2_STOCKYRX

BkIncludes.ERR2_STOCKYRX

Check

Description: Value one year ago is considerably higher/lower than current value

Inherited Universe:

Universe: STOCKX = RESPONSE AND STOCKYRX = RESPONSE AND STOCKYRX <> 0
AND
(STOCKYRX > 600000 or STOCKX > 600000) AND ((STOCKYRX <= (0.6 x
STOCKX)) or (STOCKYRX >= (1.4 x STOCKX)))

Universe Description:

Text: * THE VALUE ENTERED IS CONSIDERABLY HIGHER OR LOWER THAN THE
CURRENT VALUE.

PLEASE VERIFY.

Check Instructions: IF suppressed then set STOC_YRX = 'A1'

Type: Soft

Skip Instructions: Suppress: Goto LIQUID

All others, go back to STOCKYRX

Field

STOCKYRB
BlkIncludes.STOCKYRB

Description: Range of total stock value one year ago

Form Pane Label: Stk 1 Yr Ago Rng

SAS Name: STOCKYRB

Tag Name: STOCKYRB

Inherited Universe:

Universe: STOCKYRX = DONTKNOW or STOCKYRX = REFUSAL

Universe Description: DK or RF enter for value one year ago

Help Screen: H_STOCK

Question Text:  52 ? [F1]

Could you tell me which range on CARD E best reflects the total value of all directly-held stocks, bonds, and mutual funds ^Retirement ONE YEAR AGO TODAY?

[◆ Include US savings bonds](#)

Fills: Retirement

Instructions: IF IRAX > 0 or IRAX = NONRESPONSE then fill "not in retirement accounts"
ELSE leave blank

Type: Enumerated

Length: 1

Answer List: TDollarRange_1_450KE

Value:	Mnemonic:	Description:
1	r_0k_4k	\$1-\$4,999
2	r_5k_19k	\$5,000-\$19,999
3	r_20k_74k	\$20,000-\$74,999
4	r_75k_199k	\$75,000-\$199,999
5	r_200k_449k	\$200,000-\$449,999
6	r_450k	\$450,000 and over

Don't Know

Refuse

Empty

On Input

On Output

Array:

Skip Instructions: Goto LIQUID

Instrument SAS Name: STOCKYRB

Destination Data Set: FASO

Sponsor Field Type: C

Report Section: 22

Date Implemented (YYYY-MM-DD): April 2013

Field

STOCKYR
BkIncludes.STOCKYR

Description: Have any stocks one year ago

Form Pane Label: Stock 1 Yr Ago

SAS Name: STOCKYR

Tag Name: STOCKYR

Inherited Universe:

Universe: STOCKYRX = 0 AND STOCKYRX <> DONTKNOW AND STOCKYRX <> REFUSAL

Universe Description:

Question Text: Did ^YOU_ANYMEM have any directly-held stocks, bonds, or mutual funds
^Retirement ONE YEAR AGO TODAY?

✦ [Include U.S. savings bonds](#)

Fills: Retirement

Instructions: IF IRAX > 0 or IRAX = NONRESPONSE then fill "not in retirement accounts"
ELSE leave blank

Fills: YOU_ANYMEM

Instructions: IF NUMHOUSE = 1 then fill "you"
ELSE fill "you or any members of your household"

Type: Enumerated

Length: 1

Answer List: TYesNo

Value:	Mnemonic:	Description:
1	Yes	Yes
2	No	No

Don't Know
 Refuse
 Empty

On Input
 On Output

Array:

Skip Instructions: Goto LIQUID

Instrument SAS Name: STOCKYR

Destination Data Set: FASO

Sponsor Field Type: C

Report Section: 22

Date Implemented (YYYY-MM-DD): April 2017

Field

LIQUID
BlkIncludes.LIQUID

Description: Have any checking, savings, money market accounts

Form Pane Label: Checking or Savings

SAS Name: LIQUID

Tag Name: LIQUID

Inherited Universe:

Universe:

Universe Description: All 4th interviews

Question Text: Do ^YOU_ANYMEM have any checking, savings, money market accounts, or certificates of deposit or CDs?

Fills: YOU_ANYMEM

Instructions: IF NUMHOUSE = 1 then fill "you"
ELSE fill "you or any members of your household"

Type: Enumerated

Length: 1

Answer List: TYesNo

Value:	Mnemonic:	Description:
1	Yes	Yes
2	No	No

Don't Know

Refuse

Empty

On Input

On Output

Array:

Skip Instructions: 1: Goto LIQUIDX

2,DK,RF: Goto WHOLIF

Instrument SAS Name: LIQUID

Destination Data Set: FASO

Sponsor Field Type: C

Report Section: 22

Date Implemented (YYYY-MM-DD): April 2017

Field

LIQUIDX
BlkIncludes.LIQUIDX

Description: Total value of checking, savings, money market accounts, etc

Form Pane Label: Chking or Savings Amt

SAS Name: LIQUIDX

Tag Name: LIQUIDX

Inherited Universe:

Universe: LIQUID = Yes {1}

Universe Description: Had checking, savings, money market accounts, etc

Help Screen: H_LIQUIDX

Question Text: ? [F1]

As of TODAY --

What is the total value of all checking, savings, money market accounts, and certificates of deposit or CDs ^YOU_YRCU ^have_has2?

Fills: YOU_YRCU

Instructions: IF NUMHOUSE = 1 then fill "you"
ELSE fill "your household"

Fills: have_has2

Instructions: IF NUMHOUSE = 1 then fill "have"
ELSE fill "has"

Type: Integer

Length: 13

Min: 1

Max: 999999999999

Don't Know

Refuse

Empty

On Input

On Output

Store Instructions: IF LIQUIDX is in range, DK, or RF then set LIQUIDX_ = EMPTY

Array:

Skip Instructions: 1-999999999999: IF LIQUIDX > 499999 then goto ERR1_LIQUIDX
ELSE goto LIQUDYRX

DK,RF: Goto LIQUIDB

Instrument SAS Name: LIQUIDX

Destination Data Set: FASO

Sponsor Field Type: N

Report Section: 22

Date Implemented (YYYY-MM-DD): April 2013

Check

ERR1_LIQUIDX
BkIncludes.ERR1_LIQUIDX

Description: Out of Range Check

Inherited Universe:

Universe: LIQUIDX > 499999 AND LIQUIDX = RESPONSE

Universe Description:

Text: * THE VALUE ENTERED IS UNUSUALLY HIGH OR LOW

PLEASE VERIFY AND IF CORRECT, ENTER ITEM LEVEL NOTE

Check Instructions: IF suppressed then set LIQUIDX_ = 'A1'

Type: Soft

Skip Instructions: Suppress: Goto LIQUIDYRX

All others, go back to LIQUIDX

LIQUIDB

Field

BIKIncludes.LIQUIDB

Description: Range for total value of checking, savings, etc

Form Pane Label: Chking/Savings Range

SAS Name: LIQUIDB

Tag Name: LIQUIDB

Inherited Universe:

Universe: LIQUIDX = DONTKNOW OR LIQUIDX = REFUSAL

Universe Description: DK or RF total value

Help Screen: H_LIQUIDX

Question Text:  53 ? [F1]

Could you tell me which range on CARD F best reflects the total value of checking, savings, money market accounts, and certificates of deposit or CDs?

Type: Enumerated

Length: 1

Answer List: TDollarRange_1_20K

Value:	Mnemonic:	Description:
1	r_0k	\$1-\$749
2	r_1k	\$750-\$1,999
3	r_2k_3k	\$2,000-\$3,999
4	r_4k_9k	\$4,000-\$9,999
5	r_10k_19k	\$10,000-\$19,999
6	r_20k	\$20,000 and over

- Don't Know
- Refuse
- Empty

- On Input
- On Output

Array:

Skip Instructions: 1-6: Goto LIQUIDYRX

DK, RF: Goto WHOLIF

Instrument SAS Name: LIQUIDB

Destination Data Set: FASO

Sponsor Field Type: C

Report Section: 22

Date Implemented (YYYY-MM-DD): April 2013

LIQUDYRX

Field

BkIncludes.LIQUDYRX

Description: Total value one year ago

Form Pane Label: Chking/Svngs 1 Yr Ago

SAS Name: LIQUDYRX

Tag Name: LIQUDYRX

Inherited Universe:

Universe: LIQUIDB <> DONTKNOW AND LIQUIDB <> REFUSAL AND
((LIQUIDB >= 1 and LIQUIDB <= 6) or (LIQUIDX >= 0 and LIQUIDX <= 99999999999))

Universe Description:

Help Screen: H_LIQUIDX

Question Text: ? [F1]

What was the total value of all checking, savings, money market accounts, and certificates of deposit or CDs ONE YEAR AGO TODAY?

Type: Integer

Length: 13

Min: 0

Max: 99999999999

Don't Know

Refuse

Empty

On Input

On Output

Store Instructions: IF LIQUDYRX is in range, 0, or NONRESPONSE then set LIQU_YRX = EMPTY

Array:

Skip Instructions: 0: Goto LIQUDYR

1-99999999999: IF LIQUIDX = NONRESPONSE and LIQUDYRX > 499999 then
goto ERR1_LIQUDYRX

ELSEIF LIQUIDX = RESPONSE and (LIQUDYRX > 200000 or LIQUIDX > 200,000) AND

((LIQUDYRX <= (0.6 x LIQUIDX)) or (LIQUDYRX >= (1.4 x LIQUIDX)))
then goto ERR2_ LIQUDYRX
ELSE goto WHOLIF

DK,RF: Goto LIQUDYRB

Instrument SAS Name: LIQUDYRX

Destination Data Set: FASO

Sponsor Field Type: N

Report Section: 22

Date Implemented (YYYY-MM-DD): April 2013

ERR1_LIQUDYRX

Check

BIKIncludes.ERR1_LIQUDYRX

Description: Out of Range Check

Inherited Universe:

Universe: LIQUIDX = NONRESPONSE AND LIQUDYRX > 499999 AND LIQUDYRX = RESPONSE

Universe Description:

Text: ♦ THE VALUE ENTERED IS UNUSUALLY HIGH OR LOW

PLEASE VERIFY AND IF CORRECT, ENTER ITEM LEVEL NOTE

Check Instructions: IF suppressed then set LIQU_YRX = 'A1'

Type: Soft

Skip Instructions: Suppress: Goto WHOLIF

All others, go back to LIQUDYRX

Check

ERR2_LIQUDYRX
BkIncludes.ERR2_LIQUDYRX

Description: Value one year ago is considerably higher/lower than current value

Inherited Universe:

Universe: LIQUIDX = RESPONSE AND LIQUDYRX = RESPONSE AND LIQUDYRX <> 0 AND
(LIQUDYRX > 200000 or LIQUIDX > 200000) AND
((LIQUDYRX <= (0.6 x LIQUIDX)) or (LIQUDYRX >= (1.4 x LIQUIDX)))

Universe Description:

Text: ♦ THE VALUE ENTERED IS CONSIDERABLY HIGHER OR LOWER THAN THE
CURRENT VALUE.

PLEASE VERIFY.

Check Instructions: IF suppressed then set LIQU_YRX = 'A1'

Type: Soft

Skip Instructions: Suppress: Goto WHOLIF

All others, go back to LIQUDYRX

LIQUDYRB

Field

BkIncludes.LIQUDYRB

Description: Range for total value one year ago

Form Pane Label: Chking/Svngs 1 Yr Ago Rng

SAS Name: LIQUDYRB

Tag Name: LIQUDYRB

Inherited Universe:

Universe: LIQUDYRX = DONTKNOW OR LIQUDYRX = REFUSAL

Universe Description: DK or RF total value one year ago

Help Screen: H_LIQUIDX

Question Text:  53 ? [F1]

Could you tell me which range on CARD F best reflects the total value of all checking, savings, money market accounts, and certificates of deposit or CDs ONE YEAR AGO TODAY?

Type: Enumerated

Length: 1

Answer List: TDollarRange_1_20K

Value:	Mnemonic:	Description:
1	r_0k	\$1-\$749
2	r_1k	\$750-\$1,999
3	r_2k_3k	\$2,000-\$3,999
4	r_4k_9k	\$4,000-\$9,999
5	r_10k_19k	\$10,000-\$19,999
6	r_20k	\$20,000 and over

- Don't Know
- Refuse
- Empty

- On Input
- On Output

Array:

Skip Instructions: Goto WHOLIF

Instrument SAS Name: LIQUDYRB

Destination Data Set: FASO

Sponsor Field Type: C

Report Section: 22

Date Implemented (YYYY-MM-DD): April 2013

LIQUDYR

Field

BIKIncludes.LIQUDYR

Description: Have a checking, saving, etc one year ago

Form Pane Label: Any Chk/Svngs 1 Yr Ago

SAS Name: LIQUDYR

Tag Name: LIQUDYR

Inherited Universe:

Universe: LIQUDYRX = 0 AND LIQUDYRX <> DONTKNOW AND LIQUDYRX <> REFUSAL

Universe Description: Total value one year ago is zero

Question Text: Did ^YOU_ANYMEM have any checking, savings, money market accounts, or certificates of deposit or CDs ONE YEAR AGO TODAY?

Fills: YOU_ANYMEM

Instructions: IF NUMHOUSE = 1 then fill "you"
ELSE fill "you or any members of your household"

Type: Enumerated

Length: 1

Answer List: TYesNo

Value:	Mnemonic:	Description:
1	Yes	Yes
2	No	No

Don't Know

Refuse

Empty

On Input

On Output

Array:

Skip Instructions: Goto WHOLIF

Instrument SAS Name: LIQUDYR

Destination Data Set: FASO

Sponsor Field Type: C

Report Section: 22

Date Implemented (YYYY-MM-DD): April 2017

WHOLIF

Field

BkIncludes.WHOLIF

Description:

Form Pane Label: Whole Life Insurance

SAS Name: WHOLIF

Tag Name: WHOLIF

Inherited Universe:

Universe:

Universe Description: All 4th interviews

Help Screen: H_WHOLIF

Question Text: ? [F1]

^DoDoes_C ^YOU_YRCU own any whole life insurance or other life insurance policies that can be surrendered for cash or borrowed against prior to the death of the person insured?

- ◆ Also include universal life and variable life insurance
- ◆ Do NOT include term life insurance or other policies that only have a benefit upon death or disability

Fills: YOU_YRCU

Instructions: IF NUMHOUSE = 1 then fill "you"
ELSE fill "your household"

Fills: DoDoes_C

Instructions: IF NUMHOUSE = 1 then fill "Do"
ELSE fill "Does"

Type: Enumerated

Length: 1

Answer List: TYesNo

Value:	Mnemonic:	Description:
1	Yes	Yes
2	No	No

- Don't Know
- Refuse

Empty

On Input

On Output

Array:

Skip Instructions: 1: Goto WHOLIFX

2,DK,RF: Goto OTHAST

Instrument SAS Name: WHOLIF

Destination Data Set: FASO

Sponsor Field Type: C

Report Section: 22

Date Implemented (YYYY-MM-DD): April 2013

WHOLIFX

Field

BkIncludes.WHOLIFX

Description: Total surrender value of policies

Form Pane Label: Whl Life Surrender Value

SAS Name: WHOLIFX

Tag Name: WHOLIFX

Inherited Universe:

Universe: WHOLIF = Yes {1}

Universe Description: Owned life insurance policies that can be surrendered for cash

Help Screen: H_WHOLIFX

Question Text: ? [F1]

As of TODAY --

What is the total surrender value of these policies?

✦ Surrender value is also known as the cash value

✦ Enter the amount that can be borrowed or withdrawn prior to death, NOT the benefit upon death of the insured

Type: Integer

Length: 13

Min: 1

Max: 999999999999

Don't Know

Refuse

Empty

On Input

On Output

Store Instructions: IF WHOLIFX is in range, DK, or RF then set WHOLIFX_ = EMPTY

Array:

Skip Instructions: 1-999999999999: IF WHOLIFX > 70000 then goto ERR1_WHOLIFX

ELSE goto WHLFYRX

DK,RF: Goto WHOLIFB

Instrument SAS Name: WHOLIFX

Destination Data Set: FASO

Sponsor Field Type: N

Report Section: 22

Date Implemented (YYYY-MM-DD): April 2013

ERR1_WHOLIFX

Check

BIKIncludes.ERR1_WHOLIFX

Description: Out of Range Check

Inherited Universe:

Universe: WHOLIFX > 70000 AND WHOLIFX = RESPONSE

Universe Description:

Text: * THE VALUE ENTERED IS UNUSUALLY HIGH OR LOW

PLEASE VERIFY AND IF CORRECT, ENTER ITEM LEVEL NOTE

Check Instructions: IF suppressed then set WHOLIFX_ = 'A1'

Type: Soft

Skip Instructions: Suppress: Goto WHLFYRX

All others, go back to WHOLIFX

Field

WHOLIFB
BlkIncludes.WHOLIFB

Description: Range for whole life Surrender Value Range

Form Pane Label: Surrender Value Range

SAS Name: WHOLIFB

Tag Name: WHOLIFB

Inherited Universe:

Universe: WHOLIFX = DONTKNOW OR WHOLIFX = REFUSAL

Universe Description:

Help Screen: H_WHOLIFX

Question Text:  54 ? [F1]

Could you tell me which range on CARD G best reflects the total surrender value of these policies?

- ◆ Surrender value is also known as the cash value
- ◆ Enter the amount that can be borrowed or withdrawn prior to death, NOT the benefit upon death of the insured

Type: Enumerated

Length: 1

Answer List: TDollarRange_1_80K

Value:	Mnemonic:	Description:
1	r_0k_4k	\$1-\$4,999
2	r_5k_9K	\$5,000-\$9,999
3	r_10k_19k	\$10,000-\$19,999
4	r_20k_39k	\$20,000-\$39,999
5	r_40k_79k	\$40,000-\$79,999
6	r_80k	\$80,000 and over

- Don't Know
- Refuse
- Empty

On Input

On Output

Array:

Skip Instructions: 1-6: Goto WHLFYRX

DK,RF: Goto OTHAST

Instrument SAS Name: WHOLIFB

Destination Data Set: FASO

Sponsor Field Type: C

Report Section: 22

Date Implemented (YYYY-MM-DD): April 2013

Field

WHLFYRX
BlkIncludes.WHLFYRX

Description:

Form Pane Label: Srndr Value 1 Yr Ago

SAS Name: WHLFYRX

Tag Name: WHLFYRX

Inherited Universe:

Universe: (WHOLIFX >= 1 and WHOLIFX <= 99999999999) OR
(WHOLIFB >= 1 and WHOLIFB <= 6)

Universe Description:

Help Screen: H_WHOLIFX

Question Text: ? [F1]

What was the total surrender value of these policies ONE YEAR AGO TODAY?

- Surrender value is also known as the cash value
- Enter the amount that can be borrowed or withdrawn prior to death, NOT the benefit upon death of the insured

Type: Integer

Length: 13

Min: 0

Max: 999999999999

- Don't Know
- Refuse
- Empty

- On Input
- On Output

Store Instructions: IF WHLFYRX is in range, 0, or NONRESPONSE then set WHLFYRX_ = EMPTY

Array:

Skip Instructions: 0: Goto WHLFYR

1-999999999999: IF WHLFYRX > 70000 then goto ERR1_WHLFYRX
ELSE goto OTHAST

DK,RF: Goto WHLFYRB

Instrument SAS Name: WHLFYRX

Destination Data Set: FASO

Sponsor Field Type: N

Report Section: 22

Date Implemented (YYYY-MM-DD): April 2013

Check

ERR1_WHLFYRX
BlkIncludes.ERR1_WHLFYRX

Description: Out of Range Check

Inherited Universe:

Universe: WHLFYRX > 70000 AND WHLFYRX = RESPONSE

Universe Description:

Text: * THE VALUE ENTERED IS UNUSUALLY HIGH OR LOW

PLEASE VERIFY AND IF CORRECT, ENTER ITEM LEVEL NOTE

Check Instructions: IF suppressed then set WHLFYRX_ = 'A1'

Type: Soft

Skip Instructions: Suppress: Goto OTHAST

All others, go back to WHLFYRX

WHLFYRB

Field

BkIncludes.WHLFYRB

Description:

Form Pane Label: Surrender Value Rng 1

SAS Name: WHLFYRB

Tag Name: WHLFYRB

Inherited Universe:

Universe: WHLFYRX = DONTKNOW OR WHLFYRX = REFUSAL

Universe Description:

Help Screen: H_WHOLIFX

Question Text:  54 ? [F1]

Could you tell me which range on CARD G best reflects the total surrender value of these policies ONE YEAR AGO TODAY?

- ◆ Surrender value is also known as the cash value
- ◆ Enter the amount that can be borrowed or withdrawn prior to death, NOT the benefit upon death of the insured

Type: Enumerated

Length: 1

Answer List: TDollarRange_1_80K

Value:	Mnemonic:	Description:
1	r_0k_4k	\$1-\$4,999
2	r_5k_9K	\$5,000-\$9,999
3	r_10k_19k	\$10,000-\$19,999
4	r_20k_39k	\$20,000-\$39,999
5	r_40k_79k	\$40,000-\$79,999
6	r_80k	\$80,000 and over

- Don't Know
- Refuse
- Empty

On Input

On Output

Array:

Skip Instructions: Goto OTHAST

Instrument SAS Name: WHLFYRB

Destination Data Set: FASO

Sponsor Field Type: C

Report Section: 22

Date Implemented (YYYY-MM-DD): April 2013

WHLFYR

Field

BIKIncludes.WHLFYR

Description:

Form Pane Label: Life Ins 1 Year Ago

SAS Name: WHLFYR

Tag Name: WHLFYR

Inherited Universe:

Universe: WHLRYRX = 0 AND WHLFYRX <> DONTKNOW AND WHLFYRX <> REFUSAL

Universe Description:

Question Text: Did ^YOU_YRCU own any whole life insurance or other life insurance policies that can be surrendered for cash or borrowed against prior to the death of the person insured ONE YEAR AGO TODAY?

◆ Also include universal life and variable life insurance

◆ Do NOT include term life insurance or other policies that only have a benefit upon death or disability

Fills: YOU_YRCU

Instructions: IF NUMHOUSE = 1 then fill "you"
ELSE fill "your household"

Type: Enumerated

Length: 1

Answer List: TYesNo

Value:	Mnemonic:	Description:
1	Yes	Yes
2	No	No

- Don't Know
- Refuse
- Empty

- On Input
- On Output

Array:

Skip Instructions: Goto OTHAST

Instrument SAS Name: WHLFYR

Destination Data Set: FASO

Sponsor Field Type: C

Report Section: 22

Date Implemented (YYYY-MM-DD): April 2017

OTHAST

Field

BlkIncludes.OTHAST

Description:

Form Pane Label: Other Financial Assets

SAS Name: OTHAST

Tag Name: OTHAST

Inherited Universe:

Universe:

Universe Description: All 4th interviews

Help Screen: H_OTHAST

Question Text: ? [F1]

^DoDoes_C ^YOU_YRCU have any other financial assets, such as annuities, trusts, and royalties?

Fills: DoDoes_C

Instructions: IF NUMHOUSE = 1 then fill "Do"
ELSE fill "Does"

Fills: YOU_YRCU

Instructions: IF NUMHOUSE = 1 then fill "you"
ELSE fill "your household"

Type: Enumerated

Length: 1

Answer List: TYesNo

Value:	Mnemonic:	Description:
1	Yes	Yes
2	No	No

- Don't Know
- Refuse
- Empty

- On Input
- On Output

Array:

Skip Instructions: 1: Goto OTHASTX

2,DK,RF: Goto CREDIT

Instrument SAS Name: OTHAST

Destination Data Set: FASO

Sponsor Field Type: C

Report Section: 22

Date Implemented (YYYY-MM-DD): April 2013

OTHASTX

Field

BIKIncludes.OTHASTX

Description: Total value of other financial assets

Form Pane Label: Total \$ of Assets

SAS Name: OTHASTX

Tag Name: OTHASTX

Inherited Universe:

Universe: OTHAST = Yes {1}

Universe Description: Have other financial assets

Question Text: As of TODAY --

What is the total value of these other financial assets?

Type: Integer

Length: 13

Min: 1

Max: 999999999999

Don't Know

Refuse

Empty

On Input

On Output

Store Instructions: IF OTHASTX is in range, DK, or RF then set OTHASTX_ = EMPTY

Array:

Skip Instructions: 1-999999999999: IF OTHASTX < 5 or OTHASTX > 600000 then goto
ERR1_OTHASTX
ELSE goto OTHSTYRX

DK,RF: Goto OTHASTB

Instrument SAS Name: OTHASTX

Destination Data Set: FASO

Sponsor Field Type: N

Report Section: 22

Date Implemented (YYYY-MM-DD): April 2013

ERR1_OTHASTX

Check

BIKIncludes.ERR1_OTHASTX

Description: Out of Range Check

Inherited Universe:

Universe: (OTHASTX < 5 or OTHASTX > 600000) AND OTHASTXX = RESPONSE

Universe Description:

Text: * THE VALUE ENTERED IS UNUSUALLY HIGH OR LOW

PLEASE VERIFY AND IF CORRECT, ENTER ITEM LEVEL NOTE

Check Instructions: IF suppressed then set OTHASTX_ = 'A1'

Type: Soft

Skip Instructions: Suppress: Goto OTHSTYRX

All others, go back to OTHASTX

Field

OTHASTB
BIKIncludes.OTHASTB

Description:

Form Pane Label: Ttl \$ Assets Range

SAS Name: OTHASTB

Tag Name: OTHASTB

Inherited Universe:

Universe: OTHASTX = DONTKNOW OR OTHASTX = REFUSAL

Universe Description:

Question Text:  51

Could you tell me which range on CARD D best reflects the total value of these other financial assets?

Type: Enumerated

Length: 1

Answer List: TDollarRange_1_450K

Value:	Mnemonic:	Description:
1	r_1k_9k	\$1-\$9,999
2	r_10k_39k	\$10,000-\$39,999
3	r_40k_99k	\$40,000-\$99,999
4	r_100k_199k	\$100,000-\$199,999
5	r_200k_449k	\$200,000-\$449,999
6	r_450k	\$450,000 and over

- Don't Know
- Refuse
- Empty

- On Input
- On Output

Array:

Skip Instructions: 1-6: Goto OTHSTYRX

DK, RF: Goto CREDIT

Instrument SAS Name: OTHASTB

Destination Data Set: FASO

Sponsor Field Type: C

Report Section: 22

Date Implemented (YYYY-MM-DD): April 2013

Field

OTHSTYRX
BlkIncludes.OTHSTYRX

Description:

Form Pane Label: Assets 1 Yr Ago

SAS Name: OTHSTYRX

Tag Name: OTHSTYRX

Inherited Universe:

Universe: (OTHASTX >= 1 and OTHASTX <= 999999999999) OR
(OTHASTB >= 1 and OTHASTB <= 6)

Universe Description:

Question Text: What was the total value of these other financial assets ONE YEAR AGO
TODAY?

Type: Integer

Length: 13

Min: 0

Max: 999999999999

Don't Know

Refuse

Empty

On Input

On Output

Store Instructions: IF OTHSTYRX is in range, 0, DK, or RF then set OTHS_YRX = EMPTY

Array:

Skip Instructions: 0: Goto OTHSTYR

1-999999999999: IF OTHSTYRX = 1-5 or OTHSTYRX > 600000 then goto
ERR1_OTHSTYRX
ELSE goto CREDIT

DK,RF: Goto OTHSTYRB

Instrument SAS Name: OTHSTYRX

Destination Data Set: FASO

Sponsor Field Type: N

Report Section: 22

Date Implemented (YYYY-MM-DD): April 2013

Check

ERR1_OTHSTYRX
BlkIncludes.ERR1_OTHSTYRX

Description: Out of Range Check

Inherited Universe:

Universe: (OTHSTYRX = 1-5 or OTHSTYRX > 600000) AND OTHSTYRX = RESPONSE

Universe Description:

Text: * THE VALUE ENTERED IS UNUSUALLY HIGH OR LOW

PLEASE VERIFY AND IF CORRECT, ENTER ITEM LEVEL NOTE

Check Instructions: IF suppressed then set OTHS_YRX = 'A1'

Type: Soft

Skip Instructions: Suppress: Goto CREDIT

All others, go back to OTHSTYRX

OTHSTYRB

Field

BIKIncludes.OTHSTYRB

Description:

Form Pane Label: Assets 1 Yr Ago Range

SAS Name: OTHSTYRB

Tag Name: OTHSTYRB

Inherited Universe:

Universe: OTHSTYRX = DONTKNOW OR OTHSTYRX = REFUSAL

Universe Description:

Question Text:  51

Could you tell me which range on CARD D best reflects the total value of these other financial assets ONE YEAR AGO TODAY?

Type: Enumerated

Length: 1

Answer List: TDollarRange_1_450K

Value:	Mnemonic:	Description:
1	r_1k_9k	\$1-\$9,999
2	r_10k_39k	\$10,000-\$39,999
3	r_40k_99k	\$40,000-\$99,999
4	r_100k_199k	\$100,000-\$199,999
5	r_200k_449k	\$200,000-\$449,999
6	r_450k	\$450,000 and over

- Don't Know
- Refuse
- Empty

- On Input
- On Output

Array:

Skip Instructions: Goto CREDIT

Instrument SAS Name: OTHSTYRB

Destination Data Set: FASO

Sponsor Field Type: C

Report Section: 22

Date Implemented (YYYY-MM-DD): April 2013

OTHSTYR

Field

BIKIncludes.OTHSTYR

Description:

Form Pane Label: Assets 1 Year Ago

SAS Name: OTHSTYR

Tag Name: OTHSTYR

Inherited Universe:

Universe: OTHSTYRX = 0 AND OTHSTYRX <> DONTKNOW AND OTHSTYRX <> REFUSAL

Universe Description:

Question Text: Did ^YOU_YRCU have any other financial assets, such as annuities, trusts, and royalties ONE YEAR AGO TODAY?

Fills: YOU_YRCU

Instructions: IF NUMHOUSE = 1 then fill "you"
ELSE fill "your household"

Type: Enumerated

Length: 1

Answer List: TYesNo

Value:	Mnemonic:	Description:
1	Yes	Yes
2	No	No

Don't Know

Refuse

Empty

On Input

On Output

Array:

Skip Instructions: Goto CREDIT

Instrument SAS Name: OTHSTYR

Destination Data Set: FASO

Sponsor Field Type: C

Report Section: 22

Date Implemented (YYYY-MM-DD): April 2017

CREDIT

Field

BlkIncludes.CREDIT

Description:

Form Pane Label: Balance on Credit

SAS Name: CREDIT

Tag Name: CREDIT

Inherited Universe:

Universe:

Universe Description: All 4th interviews

Help Screen: H_CREDIT

Question Text: ? [F1]

^DoDoes_C ^YOU_YRCU have any credit cards including store cards and gas cards?

Fills: YOU_YRCU

Instructions: IF NUMHOUSE = 1 then fill "you"
ELSE fill "your household"

Fills: DoDoes_C

Instructions: IF NUMHOUSE = 1 then fill "Do"
ELSE fill "Does"

Type: Enumerated

Length: 1

Answer List: TYesNo

Value:	Mnemonic:	Description:
1	Yes	Yes
2	No	No

- Don't Know
- Refuse
- Empty

- On Input
- On Output

Array:

Skip Instructions: 1: Goto CREDITX

2,DK,RF: Goto STUDNT

Instrument SAS Name: CREDIT

Destination Data Set: FASO

Sponsor Field Type: C

Report Section: 22

Date Implemented (YYYY-MM-DD): April 2013

CREDITX

Field

BlkIncludes.CREDITX

Description: Total amount owed on all credit cards

Form Pane Label: \$ Owed on Credit

SAS Name: CREDITX

Tag Name: CREDITX

Inherited Universe:

Universe: CREDIT = Yes {1}

Universe Description: Have credit cards

Help Screen: H_CREDIT

Question Text: ? [F1]

What is the total amount owed on all cards as of TODAY?

Type: Integer

Length: 13

Min: 0

Max: 999999999999

Don't Know

Refuse

Empty

On Input

On Output

Array:

Skip Instructions: 0-999999999999: IF CREDITX = 1-9 or CREDITX > 30000 then goto
ERR1_CREDITX

ELSE goto CREDTYRX

DK,RF: Goto CREDITB

Instrument SAS Name: CREDITX

Destination Data Set: FASO

Sponsor Field Type: N

Report Section: 22

Date Implemented (YYYY-MM-DD): April 2013

ERR1_CREDITX

Check

BIKIncludes.ERR1_CREDITX

Description: Out of Range Check

Inherited Universe:

Universe: ((CREDITX > 0 and CREDITX < 10) or CREDITX > 30000) AND
CREDITX = RESPONSE

Universe Description:

Text: * THE VALUE ENTERED IS UNUSUALLY HIGH OR LOW

PLEASE VERIFY AND IF CORRECT, ENTER ITEM LEVEL NOTE

Check Instructions: IF suppressed then set CREDITX_ = 'A1'

Type: Soft

Skip Instructions: Suppress: Goto CREDTYRX

All others, go back to CREDITX

Field

CREDITB
BlkIncludes.CREDITB

Description:

Form Pane Label: Range Owed on Credit

SAS Name: CREDITB

Tag Name: CREDITB

Inherited Universe:

Universe: CREDITX = DONTKNOW OR CREDITX = REFUSAL

Universe Description:

Help Screen: H_CREDIT

Question Text: 53 ? [F1]

Could you tell me which range on CARD F best reflects the total amount owed on all credit cards including store cards and gas cards?

Type: Enumerated

Length: 1

Answer List: TDollarRange_1_20K

Value:	Mnemonic:	Description:
1	r_0k	\$1-\$749
2	r_1k	\$750-\$1,999
3	r_2k_3k	\$2,000-\$3,999
4	r_4k_9k	\$4,000-\$9,999
5	r_10k_19k	\$10,000-\$19,999
6	r_20k	\$20,000 and over

- Don't Know
- Refuse
- Empty

- On Input
- On Output

Array:

Skip Instructions: 1-6: Goto CREDTYRX

DK,RF: Goto CREDFINX

Instrument SAS Name: CREDITB

Destination Data Set: FASO

Sponsor Field Type: C

Report Section: 22

Date Implemented (YYYY-MM-DD): April 2013

Field

CREDTYRX
BlkIncludes.CREDTYRX

Description:

Form Pane Label: Cred Owed 1 Yr Ago

SAS Name: CREDTYRX

Tag Name: CREDTYRX

Inherited Universe:

Universe: (CREDITX >= 1 and CREDITX <= 99999999999) OR (CREDITB >= 1 and CREDITB <= 6)

Universe Description:

Help Screen: H_CREDIT

Question Text: ? [F1]

What was the total amount owed on all cards ONE YEAR AGO TODAY?

Type: Integer

Length: 13

Min: 0

Max: 999999999999

Don't Know

Refuse

Empty

On Input

On Output

Array:

Skip Instructions: 0: Goto CREDYR

1-999999999999: IF CREDTYRX = 1-9 or CREDTYRX > 30000 then goto
ERR1_CREDTYRX
ELSE goto CREDFINX

DK,RF: Goto CREDYRB

Instrument SAS Name: CREDTYRX

Destination Data Set: FASO

Sponsor Field Type: N

Report Section: 22

Date Implemented (YYYY-MM-DD): April 2013

Check

ERR1_CREDTYRX
BlkIncludes.ERR1_CREDTYRX

Description: Out of Range Check

Inherited Universe:

Universe: ((CREDTYRX > 0 and CREDTYRX < 10) or CREDTYRX > 30000) AND CREDTYRX
= RESPONSE

Universe Description:

Text: * THE VALUE ENTERED IS UNUSUALLY HIGH OR LOW

PLEASE VERIFY AND IF CORRECT, ENTER ITEM LEVEL NOTE

Check Instructions: IF suppressed then set CRED_YRX = 'A1'

Type: Soft

Skip Instructions: Suppress: Goto CREDFINX

All others, go back to CREDTYRX

CREDYRB

Field

BlkIncludes.CREDYRB

Description:

Form Pane Label: Cred 1 Yr Ago Rng

SAS Name: CREDYRB

Tag Name: CREDYRB

Inherited Universe:

Universe: CREDTYRX = DONTKNOW OR CREDTYRX = REFUSAL

Universe Description:

Help Screen: H_CREDIT

Question Text:  53 ? [F1]

Could you tell me which range on CARD F best reflects the total amount owed on all credit cards including store cards and gas cards ONE YEAR AGO TODAY?

Type: Enumerated

Length: 1

Answer List: TDollarRange_1_20K

Value:	Mnemonic:	Description:
1	r_0k	\$1-\$749
2	r_1k	\$750-\$1,999
3	r_2k_3k	\$2,000-\$3,999
4	r_4k_9k	\$4,000-\$9,999
5	r_10k_19k	\$10,000-\$19,999
6	r_20k	\$20,000 and over

- Don't Know
- Refuse
- Empty

- On Input
- On Output

Array:

Skip Instructions: Goto CREFINX

Instrument SAS Name: CREDYRB

Destination Data Set: FASO

Sponsor Field Type: C

Report Section: 22

Date Implemented (YYYY-MM-DD): April 2013

CREDYR

Field

BIKIncludes.CREDYR

Description:

Form Pane Label: Cred Cards 1 Year Ago

SAS Name: CREDYR

Tag Name: CREDYR

Inherited Universe:

Universe: CREDTYRX = 0 AND CREDTYRX <> DONTKNOW AND CREDTYRX <> REFUSAL

Universe Description:

Question Text: Did ^YOU_YRCU have any credit cards including store cards and gas cards
ONE YEAR AGO TODAY?

Fills: YOU_YRCU

Instructions: IF NUMHOUSE = 1 then fill "you"
ELSE fill "your household"

Type: Enumerated

Length: 1

Answer List: TYesNo

Value:	Mnemonic:	Description:
1	Yes	Yes
2	No	No

Don't Know

Refuse

Empty

On Input

On Output

Array:

Skip Instructions: Goto CREDFINX

Instrument SAS Name: CREDYR

Destination Data Set: FASO

Sponsor Field Type: C

Report Section: 22

Date Implemented (YYYY-MM-DD): April 2017

CREFINX

Field

BlkIncludes.CREFINX

Description:

Form Pane Label: Xtra Chrg Credit

SAS Name: CREFINX

Tag Name: CREFINX

Inherited Universe:

Universe: CREDITB = DONTKNOW OR CREDITB = REFUSAL OR
(CREDTYRX >= 0 and CREDTYRX <= 999999999999) OR
(CREDYRB >= 1 and CREDYRB <= 6) OR
CREDYRB = DONTKNOW OR CREDYRB = REFUSAL

Universe Description:

Question Text: What was the total amount paid in finance, late charges, and interest for all cards in ^LAST_MONTH?

Fills: LAST_MONTH

Instructions: LAST_MONTH = last month before the interview.

Calculated by taking the INTPER from record type 10 to come up with the base month to start from.

Type: Integer

Length: 13

Min: 0

Max: 999999999999

Don't Know

Refuse

Empty

On Input

On Output

Array:

Skip Instructions: 0-999999999999: IF CREFINX > 700 then goto ERR1_CREFINX
ELSE goto STUDNT

DK,RF: Goto STUDNT

Instrument SAS Name: CREDFINX

Destination Data Set: FASO

Sponsor Field Type: N

Report Section: 22

Date Implemented (YYYY-MM-DD): April 2013

ERR1_CREDFINX

Check

BIKIncludes.ERR1_CREDFINX

Description: Out of Range Check

Inherited Universe:

Universe: CREDFINX > 700 AND CREDFINX = RESPONSE

Universe Description:

Text: * THE VALUE ENTERED IS UNUSUALLY HIGH OR LOW

PLEASE VERIFY AND IF CORRECT, ENTER ITEM LEVEL NOTE

Check Instructions: IF suppressed then set CRED_INX = 'A1'

Type: Soft

Skip Instructions: Suppress: Goto STUDNT

All others, go back to CREDFINX

Field

STUDNT
BlkIncludes.STUDNT

Description:

Form Pane Label: Student Loans?

SAS Name: STUDNT

Tag Name: STUDNT

Inherited Universe:

Universe:

Universe Description: All 4th interviews

Help Screen: H_STUDNT

Question Text: ? [F1]

As of TODAY --

^DoDoes_C ^YOU_YRCU have any student loans?

Fills: YOU_YRCU

Instructions: IF NUMHOUSE = 1 then fill "you"
ELSE fill "your household"

Fills: DoDoes_C

Instructions: IF NUMHOUSE = 1 then fill "Do"
ELSE fill "Does"

Type: Enumerated

Length: 1

Answer List: TYesNo

Value:	Mnemonic:	Description:
1	Yes	Yes
2	No	No

Don't Know

Refuse

Empty

On Input

On Output

Array:

Skip Instructions: 1: Goto STUDNTX

2, DK, RF: Goto OTHLOAN

Instrument SAS Name: STUDNT

Destination Data Set: FASO

Sponsor Field Type: C

Report Section: 22

Date Implemented (YYYY-MM-DD): April 2013

Field

STUDNTX
BklIncludes.STUDNTX

Description: Total amount owed on all student loans

Form Pane Label: \$ Owed on Student

SAS Name: STUDNTX

Tag Name: STUDNTX

Inherited Universe:

Universe: STUDNT = Yes {1}

Universe Description: Had a student loan

Help Screen: H_STUDNT

Question Text: ? [F1]

What is the total amount owed on all student loans?

Type: Integer

Length: 13

Min: 1

Max: 999999999999

Don't Know

Refuse

Empty

On Input

On Output

Store Instructions: IF STUDNTX is in range or NONRESPONSE then set STUDNTX_ = EMPTY

Array:

Skip Instructions: 1-999999999999: IF entry < 50 or entry > 199999 then goto ERR1_STUDNTX
ELSE goto STDNTYRX

DK, RF: Goto STUDNTB

Instrument SAS Name: STUDNTX

Destination Data Set: FASO

Sponsor Field Type: N

Report Section: 22

Date Implemented (YYYY-MM-DD): April 2013

Check

ERR1_STUDNTX
BlkIncludes.ERR1_STUDNTX

Description: Out of Range Check

Inherited Universe:

Universe: (STUDNTX < 50 or STUDNTX > 199999) AND STUDNTX = RESPONSE

Universe Description:

Text: * THE VALUE ENTERED IS UNUSUALLY HIGH OR LOW

PLEASE VERIFY AND IF CORRECT, ENTER ITEM LEVEL NOTE

Check Instructions: IF suppressed then set STUDNTX_ = 'A1'

Type: Soft

Skip Instructions: Suppress: Goto STDNTYRX

All others, go back to STUDNTX

STUDNTB

Field

BIKIncludes.STUDNTB

Description:

Form Pane Label: Rng Owed Student

SAS Name: STUDNTB

Tag Name: STUDNTB

Inherited Universe:

Universe: STUDNTX = DONTKNOW OR STUDNTX = REFUSAL

Universe Description:

Help Screen: H_STUDNT

Question Text:  54 ? [F1]

Could you tell me which range on CARD G best reflects the total amount owed on all student loans?

Type: Enumerated

Length: 1

Answer List: TDollarRange_1_80K

Value:	Mnemonic:	Description:
1	r_0k_4k	\$1-\$4,999
2	r_5k_9K	\$5,000-\$9,999
3	r_10k_19k	\$10,000-\$19,999
4	r_20k_39k	\$20,000-\$39,999
5	r_40k_79k	\$40,000-\$79,999
6	r_80k	\$80,000 and over

- Don't Know
- Refuse
- Empty

- On Input
- On Output

Array:

Skip Instructions: 1-6: Goto STDNTYRX

DK, RF: Goto STUDFINX

Instrument SAS Name: STUDNTB

Destination Data Set: FASO

Sponsor Field Type: C

Report Section: 22

Date Implemented (YYYY-MM-DD): April 2013

STDNTYRX

Field

BIKIncludes.STDNTYRX

Description:

Form Pane Label: Stud Owed 1 Yr Ago

SAS Name: STDNTYRX

Tag Name: STDNTYRX

Inherited Universe:

Universe: (STUDNTX >= 1 and STUDNTX <= 999999999999) OR
(STUDNTB >= 1 and STUDNTB <= 6)

Universe Description:

Help Screen: H_STUDNT

Question Text: ? [F1]

What was the total amount owed on all student loans ONE YEAR AGO TODAY?

Type: Integer

Length: 13

Min: 0

Max: 999999999999

Don't Know

Refuse

Empty

On Input

On Output

Store Instructions: IF STDNTYRX is in range, 0, or NONRESPONSE then set STDN_YRX = EMPTY

Array:

Skip Instructions: 0: Goto STDNTYR

1-999999999999: IF STUDNTX = NONRESPONSE and STDNTYRX > 499999 then
goto ERR1_STDNTYRX

ELSEIF STUDNTX = RESPONSE and (STDNTYRX > 72000 OR
STUDNTX > 72,000) and

((STDNTYRX <= (0.6 x STUDNTX)) or (STDNTYRX >= (1.4 x
STUDNTX)))

then goto ERR2_ STDNTYRX
ELSE goto STUDFINX

DK, RF: Goto STDNTYRB

Instrument SAS Name: STDNTYRX

Destination Data Set: FASO

Sponsor Field Type: N

Report Section: 22

Date Implemented (YYYY-MM-DD): April 2013

ERR1_STDNTYRX

Check

BIKIncludes.ERR1_STDNTYRX

Description: Out of Range Check

Inherited Universe:

Universe: STUDNTX = NONRESPONSE AND STDNTYRX = RESPONSE AND STDNTYRX > 499999

Universe Description:

Text: * THE VALUE ENTERED IS UNUSUALLY HIGH OR LOW

PLEASE VERIFY AND IF CORRECT, ENTER ITEM LEVEL NOTE

Check Instructions: IF suppressed then set STDN_YRX = 'A1'

Type: Soft

Skip Instructions: Suppress: Goto STUDDFINX

All others, go back to STDNTYRX

Check

ERR2_STDNTYRX
BlkIncludes.ERR2_STDNTYRX

Description: Value one year ago is considerably higher/lower than current value

Inherited Universe:

Universe: STUDNTX = RESPONSE AND STDNTYRX = RESPONSE AND STDNTYRX <> 0
and (STDNTYRX > 72000 OR STUDNTX > 72000) AND
((STDNTYRX <= (0.6 x STUDNTX)) or (STDNTYRX >= (1.4 x STUDNTX)))

Universe Description:

Text: ♦ THE VALUE ENTERED IS CONSIDERABLY HIGHER OR LOWER THAN THE
CURRENT VALUE.

PLEASE VERIFY.

Check Instructions: IF suppressed then set STDN_YRX = 'A1'

Type: Soft

Skip Instructions: Suppress: Goto STUDFINX

All others, go back to STDNTYRX

STDNTYRB

Field

BIKIncludes.STDNTYRB

Description:

Form Pane Label: Rng Stud 1 Yr Ago

SAS Name: STDNTYRB

Tag Name: STDNTYRB

Inherited Universe:

Universe: STDNTYRX = DONTKNOW OR STDNTYRX = REFUSAL

Universe Description:

Help Screen: H_STUDNT

Question Text: 54 ? [F1]

Could you tell me which range on CARD G best reflects the total amount owed on all student loans ONE YEAR AGO TODAY?

Type: Enumerated

Length: 1

Answer List: TDollarRange_1_80K

Value:	Mnemonic:	Description:
1	r_0k_4k	\$1-\$4,999
2	r_5k_9K	\$5,000-\$9,999
3	r_10k_19k	\$10,000-\$19,999
4	r_20k_39k	\$20,000-\$39,999
5	r_40k_79k	\$40,000-\$79,999
6	r_80k	\$80,000 and over

- Don't Know
- Refuse
- Empty

- On Input
- On Output

Array:

Skip Instructions: Goto STUDFINX

Instrument SAS Name: STDNTYRB

Destination Data Set: FASO

Sponsor Field Type: C

Report Section: 22

Date Implemented (YYYY-MM-DD): April 2013

STDNTYR

Field

BIKIncludes.STDNTYR

Description:

Form Pane Label: Stud Loans 1 Year Ago

SAS Name: STDNTYR

Tag Name: STDNTYR

Inherited Universe:

Universe: STDNTYRX = 0 AND STDNTYRX <> DONTKNOW AND STDNTYRX <> REFUSAL

Universe Description:

Question Text: Did ^YOU_YRCU have any student loans ONE YEAR AGO TODAY?

Fills: YOU_YRCU

Instructions: IF NUMHOUSE = 1 then fill "you"
ELSE fill "your household"

Type: Enumerated

Length: 1

Answer List: TYesNo

Value:	Mnemonic:	Description:
1	Yes	Yes
2	No	No

- Don't Know
- Refuse
- Empty

- On Input
- On Output

Array:

Skip Instructions: Goto STUDFINX

Instrument SAS Name: STDNTYR

Destination Data Set: FASO

Sponsor Field Type: C

Report Section: 22

Date Implemented (YYYY-MM-DD): April 2017

STUDFINX

Field

BIKIncludes.STUDFINX

Description:

Form Pane Label: Xtra Chrg Student

SAS Name: STUDFINX

Tag Name: STUDFINX

Inherited Universe:

Universe: STUDNTB = DONTKNOW OR STUDNTB = REFUSAL OR
(STDNTYRX >= 0 and STDNTYRX <= 999999999999) OR
(STDNTYRB >= 1 and STDNTYRB <= 6) OR
STDNTYRB = DONTKNOW OR STDNTYRB = REFUSAL

Universe Description:

Question Text: What was the total amount paid in finance, late charges, and interest for all student loans in ^LAST_MONTH?

Fills: LAST_MONTH

Instructions: LAST_MONTH = last month before the interview.

Calculated by taking the INTPER from record type 10 to come up with the base month to start from.

Type: Integer

Length: 13

Min: 0

Max: 999999999999

Don't Know

Refuse

Empty

On Input

On Output

Array:

Skip Instructions: 0-999999999999: IF STUDFINX > 375 then goto ERR1_STUDFINX
ELSE goto OTHLOAN

DK, RF: Goto OTHLOAN

Instrument SAS Name: STUDFINX

Destination Data Set: FASO

Sponsor Field Type: N

Report Section: 22

Date Implemented (YYYY-MM-DD): April 2013

ERR1_STUDFINX

Check

BIKIncludes.ERR1_STUDFINX

Description: Out of Range Check

Inherited Universe:

Universe: STUDFINX > 375 AND STUDFINX = RESPONSE

Universe Description:

Text: * THE VALUE ENTERED IS UNUSUALLY HIGH OR LOW

PLEASE VERIFY AND IF CORRECT, ENTER ITEM LEVEL NOTE

Check Instructions: IF suppressed then set STUD_INX = 'A1'

Type: Soft

Skip Instructions: Suppress: Goto OTHLOAN

All others, go back to STUDFINX

Field

OTHLOAN
BkIncludes.OTHLOAN

Description:

Form Pane Label: Any Other Loans?

SAS Name: OTHLOAN

Tag Name: OTHLOAN

Inherited Universe:

Universe:

Universe Description: All 4th interviews

Help Screen: H_OTHLOAN

Question Text: ? [F1]

As of TODAY --

^DoDoes_C ^YOU_YRCU have any other debt such as medical loans or personal loans?

✦ Do not include mortgages, home equity loans, or vehicle loans

Fills: DoDoes_C

Instructions: IF NUMHOUSE = 1 then fill "Do"
ELSE fill "Does"

Fills: YOU_YRCU

Instructions: IF NUMHOUSE = 1 then fill "you"
ELSE fill "your household"

Type: Enumerated

Length: 1

Answer List: TYesNo

Value:	Mnemonic:	Description:
1	Yes	Yes
2	No	No

- Don't Know
- Refuse
- Empty

On Input
 On Output

Array:

Skip Instructions: 1: Goto OTHLONX

2,DK,RF: Goto S22_END

Instrument SAS Name: OTHLOAN

Destination Data Set: FASO

Sponsor Field Type: C

Report Section: 22

Date Implemented (YYYY-MM-DD): April 2013

Field

OTHLONX
BkIncludes.OTHLONX

Description:

Form Pane Label: \$ Owed on Other

SAS Name: OTHLONX

Tag Name: OTHLONX

Inherited Universe:

Universe: OTHLOAN = Yes {1}

Universe Description:

Help Screen: H_OTHLOAN

Question Text: ? [F1]

What is the total amount owed on all other loans?

• Do not include mortgages, home equity loans, or vehicle loans

Type: Integer

Length: 13

Min: 1

Max: 999999999999

Don't Know

Refuse

Empty

On Input

On Output

Array:

Skip Instructions: 1-999999999999: IF OTHLONX < 50 or OTHLONX > 72000 then goto
ERR1_OTHLONX
ELSE goto OTHLNYRX

DK,RF: Goto OTHLONB

Instrument SAS Name: OTHLONX

Destination Data Set: FASO

Sponsor Field Type: N

Report Section: 22

Date Implemented (YYYY-MM-DD): April 2013

Check

ERR1_OTHLONX
BlkIncludes.ERR1_OTHLONX

Description: Out of Range Check

Inherited Universe:

Universe: (OTHLONX < 50 or OTHLONX > 72000) AND OTHLONX = RESPONSE

Universe Description:

Text: * THE VALUE ENTERED IS UNUSUALLY HIGH OR LOW

PLEASE VERIFY AND IF CORRECT, ENTER ITEM LEVEL NOTE

Check Instructions: IF suppressed then set OTHLONX_ = 'A1'

Type: Soft

Skip Instructions: Suppress: Goto OTHLONX

All others, go back to OTHLONX

OTHLONB

Field

BkIncludes.OTHLONB

Description:

Form Pane Label: Rng Owed Other

SAS Name: OTHLONB

Tag Name: OTHLONB

Inherited Universe:

Universe: OTHLONX = DONTKNOW OR OTHLONX = REFUSAL

Universe Description:

Help Screen: H_OTHLOAN

Question Text:  53 ? [F1]

Could you tell me which range on CARD F best reflects the total amount owed on all other loans?

◆ Do not include mortgages, home equity loans, or vehicle loans

Type: Enumerated

Length: 1

Answer List: TDollarRange_1_20K

Value:	Mnemonic:	Description:
1	r_0k	\$1-\$749
2	r_1k	\$750-\$1,999
3	r_2k_3k	\$2,000-\$3,999
4	r_4k_9k	\$4,000-\$9,999
5	r_10k_19k	\$10,000-\$19,999
6	r_20k	\$20,000 and over

- Don't Know
- Refuse
- Empty

- On Input
- On Output

Array:

Skip Instructions: 1-6: Goto OTHLNRYX

DK,RF: Goto OTHFINX

Instrument SAS Name: OTHLONB

Destination Data Set: FASO

Sponsor Field Type: C

Report Section: 22

Date Implemented (YYYY-MM-DD): April 2013

OTHLNYRX

Field

BlkIncludes.OTHLNYRX

Description:

Form Pane Label: Other Owed 1 Yr Ago

SAS Name: OTHLNYRX

Tag Name: OTHLNYRX

Inherited Universe:

Universe: (OTHLONX >= 1 and OTHLONX <= 99999999999) OR
(OTHLONB >= 1 and OTHLONB <= 6)

Universe Description:

Help Screen: H_OTHLOAN

Question Text: ? [F1]

What was the total amount owed on all other loans ONE YEAR AGO TODAY?

• Do not include mortgages, home equity loans, or vehicle loans

Type: Integer

Length: 13

Min: 0

Max: 99999999999

Don't Know

Refuse

Empty

On Input

On Output

Array:

Skip Instructions: 0: Goto OTHLNYR

1-9999999999999: IF OTHLNYRX = 1-49 or OTHLNYRX > 72000 then goto
ERR1_OTHLNYRX

ELSE goto OTHFINX

DK,RF: Goto OTHLNYRB

Instrument SAS Name: OTHLNYRX

Destination Data Set: FASO

Sponsor Field Type: N

Report Section: 22

Date Implemented (YYYY-MM-DD): April 2013

ERR1_OTHLNYRX

BIKIncludes.ERR1_OTHLNYRX

Check

Description: Out of Range Check

Inherited Universe:

Universe: ((OTHLNYRX > 0 and OTHLNYRX < 50) or OTHLNYRX > 72000) AND OTHLNYRX = RESPONSE

Universe Description:

Text: * THE VALUE ENTERED IS UNUSUALLY HIGH OR LOW

PLEASE VERIFY AND IF CORRECT, ENTER ITEM LEVEL NOTE

Check Instructions: IF suppressed then set OTHL_YRX = 'A1'

Type: Soft

Skip Instructions: Suppress: Goto OTHFINX

All others, go back to OTHLNYRX

Field

OTHLNYRB
BkIncludes.OTHLNYRB

Description:

Form Pane Label: Other 1 Yr Ago Rng

SAS Name: OTHLNYRB

Tag Name: OTHLNYRB

Inherited Universe:

Universe: OTHLNYRX = DONTKNOW OR OTHLNYRX = REFUSAL

Universe Description:

Help Screen: H_OTHLOAN

Question Text:  51 ? [F1]

Could you tell me which range on CARD F best reflects the total amount owed on all other loans ONE YEAR AGO TODAY?

✦ Do not include mortgages, home equity loans, or vehicle loans

Type: Enumerated

Length: 1

Answer List: TDollarRange_1_20K

Value:	Mnemonic:	Description:
1	r_0k	\$1-\$749
2	r_1k	\$750-\$1,999
3	r_2k_3k	\$2,000-\$3,999
4	r_4k_9k	\$4,000-\$9,999
5	r_10k_19k	\$10,000-\$19,999
6	r_20k	\$20,000 and over

- Don't Know
- Refuse
- Empty

- On Input
- On Output

Array:

Skip Instructions: Goto OTHFINX

Instrument SAS Name: OTHLNYRB

Destination Data Set: FASO

Sponsor Field Type: C

Report Section: 22

Date Implemented (YYYY-MM-DD): April 2013

Field

OTHLNYR
BkIncludes.OTHLNYR

Description:

Form Pane Label: Oth Loans 1 Year Ago

SAS Name: OTHLNYR

Tag Name: OTHLNYR

Inherited Universe:

Universe: OTHLNYRX = 0 AND OTHLNYRX <> DONTKNOW AND OTHLNYRX <> REFUSAL

Universe Description:

Question Text: Did ^YOU_YRCU have any other debt such as medical loans or personal loans
ONE YEAR AGO TODAY?

• Do not include mortgages, home equity loans, or vehicle loans

Fills: YOU_YRCU

Instructions: IF NUMHOUSE = 1 then fill "you"
ELSE fill "your household"

Type: Enumerated

Length: 1

Answer List: TYesNo

Value:	Mnemonic:	Description:
1	Yes	Yes
2	No	No

- Don't Know
- Refuse
- Empty

- On Input
- On Output

Array:

Skip Instructions: Goto OTHFINX

Instrument SAS Name: OTHLNYR

Destination Data Set: FASO

Sponsor Field Type: C

Report Section: 22

Date Implemented (YYYY-MM-DD): April 2017

Field

OTHFINX
BlkIncludes.OTHFINX

Description:

Form Pane Label: Xtra Chrg Other

SAS Name: OTHFINX

Tag Name: OTHFINX

Inherited Universe:

Universe: OTHLONB = DONTKNOW OR OTHLONB = REFUSAL OR
(OTHLNYRX >= 0 and OTHLNYRX <= 999999999999) OR
(OTHLNYRB >= 1 and OTHLNYRB <= 6) OR
OTHLNYRB = DONTKNOW OR OTHLNYRB = REFUSAL

Universe Description:

Question Text: What was the total amount paid in finance, late charges, and interest for all other loans in ^LAST_MONTH?

✦ Do not include mortgages, home equity loans, or vehicle loans

Fills: LAST_MONTH

Instructions: LAST_MONTH = last month before the interview.

Calculated by taking the INTPER from record type 10 to come up with the base month to start from.

Type: Integer

Length: 13

Min: 0

Max: 999999999999

Don't Know
 Refuse
 Empty

On Input
 On Output

Array:

Skip Instructions: 0-999999999999: IF OTHFINX > 375 then goto ERR1_OTHFINX
ELSE goto S22_END

DK, RF: Goto S22_END

Instrument SAS Name: OTHFINX

Destination Data Set: FASO

Sponsor Field Type: N

Report Section: 22

Date Implemented (YYYY-MM-DD): April 2013

Check

ERR1_OTHFINX
BlkIncludes.ERR1_OTHFINX

Description: Out of Range Check

Inherited Universe:

Universe: OTHFINX > 375 AND OTHFINX = RESPONSE

Universe Description:

Text: * THE VALUE ENTERED IS UNUSUALLY HIGH OR LOW

PLEASE VERIFY AND IF CORRECT, ENTER ITEM LEVEL NOTE

Check Instructions: IF suppressed then set OTHFINX_ = 'A1'

Type: Soft

Skip Instructions: Suppress: Goto S22_END

All others, go back to OTHFINX

S22_END

Field

BIKIncludes.S22_END

Description: End of Section 22

Form Pane Label:

SAS Name:

Tag Name:

Inherited Universe:

Universe: OTHLOAN = RESPONSE OR OTHLOAN = NONRESPONSE

Universe Description: All interview 4s and OTHLOAN is answered

Question Text:

Type: Classification

Length: 0

- Don't Know
- Refuse
- Empty

- On Input
- On Output

Store Instructions: 1. IF OTHLOAN = RESPONSE OR OTHLOAN = NONRESPONSE then
Set FAS_ORIG = '1' and FAS_STAT = '1'

2. Set Section Complete flag (store "Yes" in sectcomp(22))

Array:

Report Section: 22

Field

IRAX_
BlkIncludes.IRAX_

Description:

Form Pane Label:

SAS Name: IRAX_

Tag Name:

Inherited Universe:

Universe:

Universe Description:

Question Text:

Type: String

Length: 2

- Don't Know
- Refuse
- Empty

- On Input
- On Output

Array:

Special Instructions: NOTE: See IRAX for how to set this field

Valid Values: A1 = Range edit failed
(ERR1 check was suppressed)

Blank = Range edit passed

Instrument SAS Name: IRAX_

Destination Data Set: FASO

Sponsor Field Type: C

Report Section: 22

Date Implemented (YYYY-MM-DD): April 2013

Sponsor Edits: FLAG

Field

IRAYRX_
BlkIncludes.IRAYRX_

Description:

Form Pane Label:

SAS Name: IRAYRX_

Tag Name:

Inherited Universe:

Universe:

Universe Description:

Question Text:

Type: String

Length: 2

- Don't Know
- Refuse
- Empty

- On Input
- On Output

Array:

Special Instructions: NOTE: See IRAYRX for how to set this field

Valid Values: A1 = Range edit failed
(ERR1 check was suppressed)

Blank = Range edit passed

Instrument SAS Name: IRAYRX_

Destination Data Set: FASO

Sponsor Field Type: C

Report Section: 22

Date Implemented (YYYY-MM-DD): April 2013

Sponsor Edits: FLAG

Field

STOCKX_
BlkIncludes.STOCKX_

Description:

Form Pane Label:

SAS Name: STOCKX_

Tag Name:

Inherited Universe:

Universe:

Universe Description:

Question Text:

Type: String

Length: 2

Don't Know

Refuse

Empty

On Input

On Output

Array:

Special Instructions: NOTE: See STOCKX for how to set this field

Valid Values: A1 = Range edit failed
(ERR1 check was suppressed)

Blank = Range edit passed

Instrument SAS Name: STOCKX_

Destination Data Set: FASO

Sponsor Field Type: C

Report Section: 22

Date Implemented (YYYY-MM-DD): April 2013

Sponsor Edits: FLAG

Field

STOC_YRX
BkIncludes.STOC_YRX

Description:

Form Pane Label:

SAS Name: STOC_YRX

Tag Name:

Inherited Universe:

Universe:

Universe Description:

Question Text:

Type: String

Length: 2

- Don't Know
- Refuse
- Empty

- On Input
- On Output

Array:

Special Instructions: NOTE: See STOCKYRX for how to set this field

Valid Values: A1 = Range edit failed
(ERR1 check was suppressed)

Blank = Range edit passed

Instrument SAS Name: STOC_YRX

Destination Data Set: FASO

Sponsor Field Type: C

Report Section: 22

Date Implemented (YYYY-MM-DD): April 2013

Sponsor Edits: FLAG

Field

LIQUIDX_
BlkIncludes.LIQUIDX_

Description:

Form Pane Label:

SAS Name: LIQUIDX_

Tag Name:

Inherited Universe:

Universe:

Universe Description:

Question Text:

Type: String

Length: 2

- Don't Know
- Refuse
- Empty

- On Input
- On Output

Array:

Special Instructions: NOTE: See LIQUIDX for how to set this field

Valid Values: A1 = Range edit failed
(ERR1 check was suppressed)

Blank = Range edit passed

Instrument SAS Name: LIQUIDX_

Destination Data Set: FASO

Sponsor Field Type: C

Report Section: 22

Date Implemented (YYYY-MM-DD): April 2013

Sponsor Edits: FLAG

Field

LIQU_YRX
BkIncludes.LIQU_YRX

Description:

Form Pane Label:

SAS Name: LIQU_YRX

Tag Name:

Inherited Universe:

Universe:

Universe Description:

Question Text:

Type: String

Length: 2

Don't Know

Refuse

Empty

On Input

On Output

Array:

Special Instructions: NOTE: See LIQUDYRX for how to set this field

Valid Values: A1 = Range edit failed
(ERR1 check was suppressed)

Blank = Range edit passed

Instrument SAS Name: LIQU_YRX

Destination Data Set: FASO

Sponsor Field Type: C

Report Section: 22

Date Implemented (YYYY-MM-DD): April 2013

Sponsor Edits: FLAG

Field

WHOLIFX_
BlkIncludes.WHOLIFX_

Description:

Form Pane Label:

SAS Name: WHOLIFX_

Tag Name:

Inherited Universe:

Universe:

Universe Description:

Question Text:

Type: String

Length: 2

- Don't Know
- Refuse
- Empty

- On Input
- On Output

Array:

Special Instructions: NOTE: See WHOLIFX for how to set this field

Valid Values: A1 = Range edit failed
(ERR1 check was suppressed)

Blank = Range edit passed

Instrument SAS Name: WHOLIFX_

Destination Data Set: FASO

Sponsor Field Type: C

Report Section: 22

Date Implemented (YYYY-MM-DD): April 2013

Sponsor Edits: FLAG

Field

WHLFYRX_
BklIncludes.WHLFYRX_

Description:

Form Pane Label:

SAS Name: WHLFYRX_

Tag Name:

Inherited Universe:

Universe:

Universe Description:

Question Text:

Type: String

Length: 2

- Don't Know
- Refuse
- Empty

- On Input
- On Output

Array:

Special Instructions: NOTE: See WHLFYRX for how to set this field

Valid Values: A1 = Range edit failed
(ERR1 check was suppressed)

Blank = Range edit passed

Instrument SAS Name: WHLFYRX_

Destination Data Set: FASO

Sponsor Field Type: C

Report Section: 22

Date Implemented (YYYY-MM-DD): April 2013

Sponsor Edits: FLAG

Field

OTHASTX_
BklIncludes.OTHASTX_

Description:

Form Pane Label:

SAS Name: OTHASTX_

Tag Name:

Inherited Universe:

Universe:

Universe Description:

Question Text:

Type: String

Length: 2

Don't Know

Refuse

Empty

On Input

On Output

Array:

Special Instructions: NOTE: See OTHASTX for how to set this field

Valid Values: A1 = Range edit failed
(ERR1 check was suppressed)

Blank = Range edit passed

Instrument SAS Name: OTHASTX_

Destination Data Set: FASO

Sponsor Field Type: C

Report Section: 22

Date Implemented (YYYY-MM-DD): April 2013

Sponsor Edits: FLAG

Field

OTHS_YRX
BklIncludes.OTHS_YRX

Description:

Form Pane Label:

SAS Name: OTHS_YRX

Tag Name:

Inherited Universe:

Universe:

Universe Description:

Question Text:

Type: String

Length: 2

- Don't Know
- Refuse
- Empty

- On Input
- On Output

Array:

Special Instructions: NOTE: See OTHSTYRX for how to set this field

Valid Values: A1 = Range edit failed
(ERR1 check was suppressed)

Blank = Range edit passed

Instrument SAS Name: OTHS_YRX

Destination Data Set: FASO

Sponsor Field Type: C

Report Section: 22

Date Implemented (YYYY-MM-DD): April 2013

Sponsor Edits: FLAG

Field

CREDITX_
BlkIncludes.CREDITX_

Description:

Form Pane Label:

SAS Name: CREDITX_

Tag Name:

Inherited Universe:

Universe:

Universe Description:

Question Text:

Type: String

Length: 2

- Don't Know
- Refuse
- Empty

- On Input
- On Output

Array:

Special Instructions: NOTE: See CREDITX for how to set this field

Valid Values: A1 = Range edit failed
(ERR1 check was suppressed)

Blank = Range edit passed

Instrument SAS Name: CREDITX_

Destination Data Set: FASO

Sponsor Field Type: C

Report Section: 22

Date Implemented (YYYY-MM-DD): April 2013

Sponsor Edits: FLAG

Field

CRED_YRX
BlkIncludes.CRED_YRX

Description:

Form Pane Label:

SAS Name: CRED_YRX

Tag Name:

Inherited Universe:

Universe:

Universe Description:

Question Text:

Type: String

Length: 2

- Don't Know
- Refuse
- Empty

- On Input
- On Output

Array:

Special Instructions: NOTE: See CREDTYRX for how to set this field

Valid Values: A1 = Range edit failed
(ERR1 check was suppressed)

Blank = Range edit passed

Instrument SAS Name: CRED_YRX

Destination Data Set: FASO

Sponsor Field Type: C

Report Section: 22

Date Implemented (YYYY-MM-DD): April 2013

Sponsor Edits: FLAG

Field

CRED_INX
BlkIncludes.CRED_INX

Description:

Form Pane Label:

SAS Name: CRED_INX

Tag Name:

Inherited Universe:

Universe:

Universe Description:

Question Text:

Type: String

Length: 2

- Don't Know
- Refuse
- Empty

- On Input
- On Output

Array:

Special Instructions: NOTE: See CREDFINX for how to set this field

Valid Values: A1 = Range edit failed
(ERR1 check was suppressed)

Blank = Range edit passed

Instrument SAS Name: CRED_INX

Destination Data Set: FASO

Sponsor Field Type: C

Report Section: 22

Date Implemented (YYYY-MM-DD): April 2013

Sponsor Edits: FLAG

Field

STUDNTX_
BlkIncludes.STUDNTX_

Description:

Form Pane Label:

SAS Name: STUDNTX_

Tag Name:

Inherited Universe:

Universe:

Universe Description:

Question Text:

Type: String

Length: 2

- Don't Know
- Refuse
- Empty

- On Input
- On Output

Array:

Special Instructions: NOTE: See STUDNTX for how to set this field

Valid Values: A1 = Range edit failed
(ERR1 check was suppressed)

Blank = Range edit passed

Instrument SAS Name: STUDNTX_

Destination Data Set: FASO

Sponsor Field Type: C

Report Section: 22

Date Implemented (YYYY-MM-DD): April 2013

Sponsor Edits: FLAG

Field

STDN_YRX
BkIncludes.STDN_YRX

Description:

Form Pane Label:

SAS Name: STDN_YRX

Tag Name:

Inherited Universe:

Universe:

Universe Description:

Question Text:

Type: String

Length: 2

- Don't Know
- Refuse
- Empty

- On Input
- On Output

Array:

Special Instructions: NOTE: See STDNTYRX for how to set this field

Valid Values: A1 = Range edit failed
(ERR1 check was suppressed)

Blank = Range edit passed

Instrument SAS Name: STDN_YRX

Destination Data Set: FASO

Sponsor Field Type: C

Report Section: 22

Date Implemented (YYYY-MM-DD): April 2013

Sponsor Edits: FLAG

Field

STUD_INX
BlkIncludes.STUD_INX

Description:

Form Pane Label:

SAS Name: STUD_INX

Tag Name:

Inherited Universe:

Universe:

Universe Description:

Question Text:

Type: String

Length: 2

- Don't Know
- Refuse
- Empty

- On Input
- On Output

Array:

Special Instructions: NOTE: See STUDEFINX for how to set this field

Valid Values: A1 = Range edit failed
(ERR1 check was suppressed)

Blank = Range edit passed

Instrument SAS Name: STUD_INX

Destination Data Set: FASO

Sponsor Field Type: C

Report Section: 22

Date Implemented (YYYY-MM-DD): April 2013

Sponsor Edits: FLAG

Field

OTHLONX_
BkIncludes.OTHLONX_

Description:

Form Pane Label:

SAS Name: OTHLONX_

Tag Name:

Inherited Universe:

Universe:

Universe Description:

Question Text:

Type: String

Length: 2

- Don't Know
- Refuse
- Empty

- On Input
- On Output

Array:

Special Instructions: NOTE: See OTHLONX for how to set this field

Valid Values: A1 = Range edit failed
(ERR1 check was suppressed)

Blank = Range edit passed

Instrument SAS Name: OTHLONX_

Destination Data Set: FASO

Sponsor Field Type: C

Report Section: 22

Date Implemented (YYYY-MM-DD): April 2013

Sponsor Edits: FLAG

Field

OTHL_YRX
BklIncludes.OTHL_YRX

Description:

Form Pane Label:

SAS Name: OTHL_YRX

Tag Name:

Inherited Universe:

Universe:

Universe Description:

Question Text:

Type: String

Length: 2

- Don't Know
- Refuse
- Empty

- On Input
- On Output

Array:

Special Instructions: NOTE: See OTHLN_YRX for how to set this field

Valid Values: A1 = Range edit failed
(ERR1 check was suppressed)

Blank = Range edit passed

Instrument SAS Name: OTHL_YRX

Destination Data Set: FASO

Sponsor Field Type: C

Report Section: 22

Date Implemented (YYYY-MM-DD): April 2013

Sponsor Edits: FLAG

Field

OTHFINX_
BlkIncludes.OTHFINX_

Description:

Form Pane Label:

SAS Name: OTHFINX_

Tag Name:

Inherited Universe:

Universe:

Universe Description:

Question Text:

Type: String
Length: 2

- Don't Know
- Refuse
- Empty

- On Input
- On Output

Array:

Special Instructions: NOTE: See OTHFINX for how to set this field

Valid Values: A1 = Range edit failed
(ERR1 check was suppressed)

Blank = Range edit passed

Instrument SAS Name: OTHFINX_

Destination Data Set: FASO

Sponsor Field Type: C

Report Section: 22

Date Implemented (YYYY-MM-DD): April 2013

Sponsor Edits: FLAG

Field

FAS_STAT
BlkIncludes.FAS_STAT

Description: Record Status

Form Pane Label:

SAS Name: FAS_STAT

Tag Name:

Inherited Universe:

Universe:

Universe Description:

Question Text:

Type: String

Length: 1

- Don't Know
- Refuse
- Empty

- On Input
- On Output

Array:

Special Instructions: NOTE: See S22_END for how to set this field

Valid Values: 1 - new record

Instrument SAS Name: FAS_STAT

Destination Data Set: FASO

Sponsor Field Type: C

Report Section: 22

Date Implemented (YYYY-MM-DD): April 2013

FAS_ORIG

Field

BlkIncludes.FAS_ORIG

Description: Record Origin

Form Pane Label:

SAS Name: RECORIGF

Tag Name:

Inherited Universe:

Universe:

Universe Description:

Question Text:

Type: String

Length: 1

- Don't Know
- Refuse
- Empty

- On Input
- On Output

Array:

Special Instructions: NOTE: See S22_END for how to set this field

Valid Values: 1 - new record

Instrument SAS Name: FAS_ORIG

Destination Data Set: FASO

Sponsor Field Type: C

Report Section: 22

Date Implemented (YYYY-MM-DD): April 2013

Block

BBACK
BBACK

Description: Back

Tab Name:

Fly Over Name:

Universe Type: If

Inherited Universe:

Universe: All

Universe Description:

Array:

Block Instructions: EXITINTERVIEW is set in the coverage section.
It is set to 1 if NONTYPE = 1,2,3

AFTERMID

Field

Description:

Form Pane Label:

SAS Name:

Tag Name:

Inherited Universe:

Universe: ALL

Universe Description:

Question Text:

Type: Classification

Length: 0

- Don't Know
- Refuse
- Empty

- On Input
- On Output

Store Instructions:

1. SET NOCONTACT
Store 0 (zero) in NOCONTACT
If (START = 4) OR (REPLACESPAWN = 1) OR (VERADD = R)
then store 1 in NOCONTACT

2. Set COMPLETE_FLAG
Check to see if all sections have been completed
store 0 (zero) in COMPLETE_FLAG
If INTNMBR = 1 AND sections 1-21 are complete then
store 1 in COMPLETE_FLAG
endif

IF 8500.FGN_orig = 4 THEN
IF (INTNMBR = 2-3) AND (sections 2-21 are complete)
then store 1 in COMPLETE_FLAG
Elseif (INTNMBR = 4) AND (sections 2-22 are
complete) then store 1 in COMPLETE_FLAG
Endif
ELSE

```
IF INTNMBR = 2-3 AND (sections 1-21 are complete) then
  store 1 in COMPLETE_FLAG
elseif INTNMBR = 4 AND (section 1-22 are complete)
  then store 1 in COMPLETE_FLAG
endif
endif
```

3. SET MARKTWO

```
If INTNMBR = 1-4 and the sections are complete through
  section 20b, then store 02 in MARKTWO.
If INTNMBR = 2-4 AND 8500.FGN_ORIG <> 4 then
  section 1-20b must be complete
If INTNMBR = 2-4 AND 8500.FGN_ORIG = 4 then
  section 2-20b must be complete
```

Array:

Skip Instructions: IF COMPLETE_FLAG = 1 and NOCONTACT = 0 and INTNMBR = 4 then
goto BlkAPPT.BResearch

IF COMPLETE_FLAG = 1 then goto DK_THANK

IF START = 4 then goto VERIFY_INFO

IF START = 3 then goto TRANS

IF REPLACE_VER2 = 1 OR REPLACE_SPAWN = 1 then goto DONE

IF (TYPEC = 3, 7, 10-12) then goto DONE

IF NONTYP = 1-3 then goto THANK2

ELSE goto BlkAPPT.APPTDATE

Report Section: BACK

BLKAPPT

BLKAPPT

Block

Description:

Tab Name:

Fly Over Name:

Universe Type: lf

Inherited Universe:

Universe:

Universe Description:

Array:

Block Instructions:

Block

BResearch
BLKAPPT.BResearch

Description: Research Questions

Tab Name:

Fly Over Name:

Universe Type: If

Inherited Universe:

Universe: COMPLETE_FLAG = 1 AND NOCONTACT = 0 AND INTNMBR = 4

Universe Description: All completed 4th interviews

Array:

Block Instructions: 1. When all questions have been answered, goto DK_CHECK

2. Section label: Research

3. Make sure data is saved for output

RES_INTRO

Field

BLKAPPT.BResearch.RES_INTRO

Description: Research question introduction

Form Pane Label: Feedback Intro

SAS Name:

Tag Name: RES_INTRO

Inherited Universe:

Universe: INTNMBR = 4

Universe Description: All completed 4th interviews

Question Text: We would like to improve the survey taking experience for others and your feedback can help us do that. Please think of your involvement in this survey as a whole when answering these next few questions.

Type: Enumerated

Length: 1

Answer List: TContinue

Value:	Mnemonic:	Description:
1	Continue	Enter 1 to Continue

- Don't Know
- Refuse
- Empty

- On Input
- On Output

Array:

Skip Instructions: Goto RES01

Instrument SAS Name: RES_INTRO

Report Section: Back

Date Implemented (YYYY-MM-DD): April 2017

Field

RES01

BLKAPPT.BResearch.RES01

Description: How burdensome was this survey

Form Pane Label: How Burdensome

SAS Name: RES01

Tag Name: RES01

Inherited Universe:

Universe: INTNMBR = 4

Universe Description: All completed 4th interviews

Question Text: How burdensome was this survey to you? Would you say:

Type: Enumerated

Length: 1

Answer List: TRES01

Value:	Mnemonic:	Description:
1	Notatall	Not at all burdensome?
2	Alittle	A little burdensome?
3	Somewhat	Somewhat burdensome?
4	Very	Very burdensome?
5	Extremely	Extremely burdensome?

Don't Know

Refuse

Empty

On Input

On Output

Array:

Special Instructions: Answer list items should be in bold black.

Skip Instructions: Goto RES02

Instrument SAS Name: RES01

Destination Data Set: FMIS

Sponsor Field Type: C

Report Section: Back

Date Implemented (YYYY-MM-DD): April 2017

Field

RES02
BLKAPPT.BResearch.RES02

Description: How difficult to answer questions in this survey

Form Pane Label: How Difficult

SAS Name: RES02

Tag Name: RES02

Inherited Universe:

Universe: INTNMBR = 4

Universe Description: All completed 4th interviews

Question Text: How difficult was it for you to answer the questions in this survey?

Type: Enumerated

Length: 1

Answer List: TRES02

Value:	Mnemonic:	Description:
1	Notatall	Not at all difficult
2	Alittle	A little difficult
3	Somewhat	Somewhat difficult
4	Very	Very difficult
5	Extremely	Extremely difficult

Don't Know

Refuse

Empty

On Input

On Output

Array:

Skip Instructions: Goto RES03

Instrument SAS Name: RES02

Destination Data Set: FMIS

Sponsor Field Type: C

Report Section: Back

Date Implemented (YYYY-MM-DD): April 2017

Field

RES03

BLKAPPT.BResearch.RES03

Description: How sensitive were the questions

Form Pane Label: How Sensitive

SAS Name: RES03

Tag Name: RES03

Inherited Universe:

Universe: INTNMBR = 4

Universe Description: All completed 4th interviews

Question Text: How sensitive did you feel the questions I asked today were?

Type: Enumerated

Length: 1

Answer List: TRES03

Value:	Mnemonic:	Description:
1	Notatall	Not at all sensitive
2	Alittle	A little sensitive
3	Somewhat	Somewhat sensitive
4	Very	Very sensitive
5	Extremely	Extremely sensitive

Don't Know

Refuse

Empty

On Input

On Output

Array:

Skip Instructions: Goto RES04

Instrument SAS Name: RES03

Destination Data Set: FMIS

Sponsor Field Type: C

Report Section: Back

Date Implemented (YYYY-MM-DD): April 2017

Field

RES04

BLKAPPT.BResearch.RES04

Description: How long was the length of todays survey

Form Pane Label: How Long

SAS Name: RES04

Tag Name: RES04

Inherited Universe:

Universe: INTNMBR = 4

Universe Description: All completed 4th interviews

Question Text: In thinking about the length of today's survey, would you say that it was...

Type: Enumerated

Length: 1

Answer List: TRS04

Value:	Mnemonic:	Description:
1	VeryShort	Very short?
2	Short	Somewhat short?
3	Neither	Neither short nor long?
4	Long	Somewhat long?
5	VeryLong	Very long?

Don't Know

Refuse

Empty

On Input

On Output

Array:

Special Instructions: Answer list items should be in bold black.

Skip Instructions: Exit BResearch block and goto DK_CHECK

Instrument SAS Name: RES04

Destination Data Set: FMIS

Sponsor Field Type: C

Report Section: Back

Date Implemented (YYYY-MM-DD): April 2017

Field

DK_CHECK
BLKAPPT.DK_CHECK

Description: DK Follow-up?

Form Pane Label: DK Follow-up?

SAS Name:

Tag Name: DK_CHECK

Inherited Universe:

Universe: COMPLETE_FLAG = 1 AND NOCONTACT = 0 (Zero)

Universe Description:

Question Text: * Are there any Don't Know items that you need to callback for?

* Press Ctrl-M to review all Don't Knows

Type: Enumerated

Length: 1

Answer List: TYesNo

Value:	Mnemonic:	Description:
1	Yes	Yes
2	No	No

- Don't Know
- Refuse
- Empty

- On Input
- On Output

Array:

Skip Instructions: 1: Goto APPTDATE

2: Goto THANKYOU

Instrument SAS Name: DK_CHECK

Destination Data Set: BACK

Report Section: BACK

Field

APPTDATE
BLKAPPT.APPTDATE

Description: Appointment Date

Form Pane Label: Appointment

SAS Name:

Tag Name: APPTDATE

Inherited Universe:

Universe: DK_CHECK = 1 OR
[(COMPLETE_FLAG <> 1) AND (BFront.START <> 3 and <> 4) AND
(NOCONTACT = 0 (zero)) AND EXITINTERVIEW <> 1 AND
BFront.REPLACE_VER2 <> 1]

Universe Description:

Question Text: I'd like to schedule a DATE to complete the ^APPT_Fill1.
What DATE AND TIME would be best to visit you again?

• Enter date in the format MM/DD/YYYY Today is ^CurrentDate

^APPT_Fill2

Fills: APPT_Fill1

Instructions: IF DK_CHECK = Yes {1} then fill "missing items"
ELSE fill "interview"

Fills: CurrentDate

Instructions: Fill: Current Date in the format MM/DD/YYYY

Fills: APPT_Fill2

Instructions: If DK_CHECK = Yes {1} then fill "DK Items: Press Ctrl-M to review all Don't knows."
"
ELSE fill '• Missing Sections: Press shift-F5 to view the status table."

Type: Date

Length: 8

- Don't Know
- Refuse
- Empty

On Input

On Output

Array:

Special Instructions: Display date edit mask __/__/____

Skip Instructions: EMPTY,RF: Goto APPTOTH

```
DATE: IF apptdate.DAY < 1 or apptdate.DAY > 31 then goto
      CK_ApptDATE
      ELSEIF apptdate.MONTH < 1 or apptdate.MONTH > 12 then
          goto CK_ApptDate
      ELSEIF apptdate.YEAR < INTDATE.YEAR or apptdate.YEAR >
          INTDATE.YEAR + 1 then goto CK_ApptDate
      ELSEIF apptdate.MONTH <> INTPER[5:6] then goto
          CK_ApptMonth
      ELSEIF apptdate < SYSDATE then goto CK_ApptPast
      ELSE goto APPTTIME
```

Instrument SAS Name: APPTDATE

Destination Data Set: BACK

Report Section: BACK

Check

CK_ApptMonth
BLKAPPT.CK_ApptMonth

Description: Appointment month is not in the interview month

Inherited Universe:

Universe: SURVTYPE is not "T" AND
[(APPTDATE.MONTH <> INTPER[5:6]) AND APPTDATE = RESPONSE]

Universe Description: Appointment month is not in the interview month

Text: * [Appointment date should be in the current interview month.](#)

Check Instructions:

Type: Soft

Skip Instructions: S: Goto APPTIME

All others, go back to APPTDATE

CK_ApptPast

BLKAPPT.CK_ApptPast

Check

Description: Appointment is in the past

Inherited Universe:

Universe: SURVTYPE is not "T" AND
[APPTDATE < SYSDATE AND APPTDATE <> RF AND APPTDATE <> EMPTY]

Universe Description: Appointment day is before the current day

Text: * [Appointment date cannot be in the past.](#)

Check Instructions:

Type: Hard

Skip Instructions: Go back to APPTDATE

Check

CK_ApptDate
BLKAPPT.CK_ApptDate

Description: Invalid date

Inherited Universe:

Universe: SURVTYPE is not "T" AND
[(apptdate.DAY < 1 or apptdate.DAY > 31) OR
(apptdate.MONTH < 1 or apptdate.MONTH > 12) OR
(apptdate.YEAR < INTDATE.YEAR or apptdate.YEAR > INTDATE.YEAR + 1)]
AND apptdate = RESPONSE

Universe Description: Invalid date

Text: ♦ [Invalid date entered](#)

Check Instructions:

Type: Hard

Skip Instructions: Go back to APPTDATE

APPTIME

Field

BLKAPPT.APPTIME

Description: Appointment time in the format HH:MM:AMPM

Form Pane Label: Appointment Time

SAS Name:

Tag Name: APPTIME

Inherited Universe:

Universe: APPTDATE = RESPONSE

Universe Description:

Question Text: What TIME would be best to visit you again?

✦ Enter time in the format HH:MM AM/PM

Type: Time

Length: 7

- Don't Know
- Refuse
- Empty

- On Input
- On Output

Array:

Skip Instructions: IF (APPTDATE = SYSDATE) AND (APPTIME <= SYSTIME) then
goto CK_APPTIME

ELSE goto APPTOTH

Instrument SAS Name: APPTIME

Destination Data Set: BACK

Report Section: Back

Check

CK_APPTIME
BLKAPPT.CK_APPTIME

Description: Appointment time is in the past

Inherited Universe:

Universe: (APPTDATE = SYSDATE) AND (APPTTIME <= SYSTIME) AND
APPTTIME = RESPONSE

Universe Description: Appointment time is in the past

Text: * The appointment date is set for today, so the time must be later than the current time.

Check Instructions:

Type: Hard

Skip Instructions: Go back to APPTIME

APPTOTH

BLKAPPT.APPTOTH

Field

Description: Appointment Notes

Form Pane Label: Appointment Notes

SAS Name:

Tag Name: APPTOTH

Inherited Universe:

Universe: DK_CHECK = 1 OR [(COMPLETE_FLAG <> 1) AND
(BFront.START <> 3 and <> 4) AND (NOCONTACT = 0 (zero)) AND
EXITINTERVIEW <> 1 AND BFront.REPLACE_VER2 <> 1]

Universe Description:

Question Text: [✦ Enter any appointment notes](#)

Type: String

Length: 25

- Don't Know
- Refuse
- Empty

- On Input
- On Output

Array:

Special Instructions: NOTE: AskPhone2 is set in the outfile. Once phonenumber2 has been asked, AskPhone2 will be set to 1 so we do not continually ask for a second phone number.

Skip Instructions: IF AskPhone2 = EMPTY then goto PHONENUMBER2

ELSE goto THANKCB

Instrument SAS Name: APPTOTH

Destination Data Set: BACK

Report Section: BACK

Field

THANKYOU
BLKAPPT.THANKYOU

Description: Thank you

Form Pane Label: Thank you

SAS Name:

Tag Name: THANKYOU

Inherited Universe:

Universe: (COMPLETE_FLAG = 1) AND (NOCONTACT = 0 (zero)) AND
(DK_CHECK = 2)

Universe Description:

Question Text: This concludes the interview. Thank you for your patience, and for taking the time to answer our questions.

Let me remind you that the information you provide is very valuable because it is used to update the Consumer Price Index, which is one of our nation's leading economic indicators.

That is why we sincerely appreciate your participation in this survey^Thankyou_FILL.

- * Interview number: ^INTNMBR
- * NOTE: Inform the respondent that a supervisor may call them to conduct re-interview.
Explain re-interview as needed.

Fills: Thankyou_FILL

Instructions: IF INTNMBR = 1-3 then fill " and look forward to your continued support when we contact you again in 3 months."
ELSE fill blank.

Fills: INTNMBR

Instructions: fill INTNMBR

Type: Enumerated

Length: 1

Answer List: TContinue

Value:	Mnemonic:	Description:
1	Continue	Enter 1 to Continue

- Don't Know
- Refuse
- Empty

- On Input
- On Output

Store Instructions: Store 201 in OUTCOME and 21 in MARK

Array:

Skip Instructions: IF INTNMBR = 1-3 then goto QTRAPPT

ELSE goto HOW_INTV

Instrument SAS Name: THANKYOU

Destination Data Set: BACK

Report Section: BACK

Field

QTRAPPT
BLKAPPT.QTRAPPT

Description: Next quarter appointment

Form Pane Label: Next quarter appointment

SAS Name:

Tag Name: QTRAPPT

Inherited Universe:

Universe: THANKYOU = Continue {1} AND INTNMBR <> 4

Universe Description:

Question Text: Today is ^CurrentDate. I would like to return during the first week of ^Three_Months to conduct your next interview. What day and time works best with your schedule?

- Enter date and time of the next quarter appointment.
- Give respondent an appointment card with the filled-in date and time with Regional Office or Field Representative contact information.
- NOTE : If you are not making an appointment for the next interview, press Enter.

Fills: CurrentDate

Instructions: Fill: Current Date in the format MM/DD/YYYY

Fills: Three_Months

Instructions: Three_Months = three months after the current interview month Calculated by taking the INTPER from record type 10 to come up with the base month to start from.

Type: String

Length: 25

- Don't Know
- Refuse
- Empty

- On Input
- On Output

Array:

Skip Instructions: IF AskPhone2 = EMPTY then goto PHONENUMBER2

ELSE goto HOW_INTV

Instrument SAS Name: QTRAPPT

Destination Data Set: FMIS

Sponsor Field Type: C

Report Section: BACK

Date Implemented (YYYY-MM-DD): April 2011

Field

PHONENUMBER2
BLKAPPT.PHONENUMBER2

Description: Secondary telephone #

Form Pane Label: Secondary telephone #

SAS Name:

Tag Name: PHONENUMBER2

Inherited Universe:

Universe: [(DK_CHECK = Yes {1} or (COMPLETE_FLAG <> 1 and BFront.START <> 3 and BFront.START <> 4 and NOCONTACT = 0 (zero) and EXITINTERVIEW <> 1 and BFront.REPLACE_VER2 <> 1)) or (THANKYOU = Continue {1} and INTNMBR <> 4)] AND AskPhone2 = EMPTY

Universe Description: Appointment date or next quarter appointment fields came up and we have not already asked for a second phone/email

Question Text: ♦ [Ask or verify, if necessary.](#)

In case I need to contact you about this appointment, is there ^another phone number and/or e-mail where I can reach you?

♦ [Enter phone number or 0 for None/Refused](#)

Fills: another

Instructions: IF PHONENUMBER = EMPTY then fill "a"
ELSE fill "a secondary"

Type: String

Length: 15

Don't Know

Refuse

Empty

On Input

On Output

Array:

Special Instructions: 1. Use the phone number edit mask.

2. IF PHONENUMBER2 <> 0 and PHONENUMBER2 = RESPONSE then
set SPHONE = PHONENUMBER2 [1:10]

```
set SPHEXT = PHONENUMBER2 [11:15]
set PHONENUM2 = PHONENUMBER2 [1:10]
set EXTN2 = PHONENUM2 [11:15]
ELSEIF PHONENUMBER2 = 0 AND PHONENUMBER2 = RESPONSE then
  Set SPHONE = EMPTY
  Set SPHEXT = EMPTY
  Set PHONETYP2 = EMPTY
  set PHONENUM2 = EMPTY
  set EXTN2 = EMPTY
  set PHTYP2 = EMPTY
  set SPHONE_Fill = EMPTY
  set SPHEXT_Fill = EMPTY
  set PHTYP2_Fill = EMPTY
```

Skip Instructions: IF PHONENUMBER2 is less than 10 digits and <> 0 then goto CK_PHONENUMBER2

ELSEIF PHONENUMBER2 = 0 then goto EMAILADDR

ELSE goto PHTYP2

Instrument SAS Name: PHONENUMBER2

Destination Data Set: BACK

Sponsor Field Type: C

Report Section: Back

Check

CK_PHONENUMBER2
BLKAPPT.CK_PHONENUMBER2

Description: phone number less than 10 digits

Inherited Universe:

Universe: (LEN(PHONENUMBER2) < 10) AND PHONENUMBER2 <> 0 and
PHONENUMBER2 = RESPONSE

Universe Description:

Text: * [Entry cannot be less than 10 digits](#)

Check Instructions:

Type: Hard

Skip Instructions: Go back to PHONENUMBER2

PHTYP2

Field

BLKAPPT.PHTYP2

Description: Phone Type for second phone number

Form Pane Label: Phone Type

SAS Name:

Tag Name: PHTYP2

Inherited Universe:

Universe: PHONENUMBER2 <> 0

Universe Description: Valid phone number entered in PHONENUMBER2

Question Text: ♦ Is this a home, work, or cell number?

Type: Enumerated

Length: 1

Answer List: TPHTYP

Value:	Mnemonic:	Description:
1	Home	Home
2	Work	Work
3	Cell	Cell

- Don't Know
- Refuse
- Empty

- On Input
- On Output

Store Instructions: IF PHTYP2 = 1, 2 or 3 then set PHONETYP2 = PHTYP2
ELSEIF PHTYP2 = DK or RF then set PHONETYP2 = EMPTY

Array:

Skip Instructions: Goto EMAILADDR

Instrument SAS Name: PHTYP2

Destination Data Set: BACK

Sponsor Field Type: N

Report Section: Back

Date Implemented (YYYY-MM-DD): April 2017

EMAILADDR

BLKAPPT.EMAILADDR

Field

Description: Household E-Mail Address

Form Pane Label: E-Mail Address

SAS Name:

Tag Name: EMAILADDR

Inherited Universe:

Universe: [(DK_CHECK = Yes {1} or (COMPLETE_FLAG <> 1 and (BFront.START <> 3 and BFront.START <> 4) and NOCONTACT = 0 (zero) and EXITINTERVIEW <> 1 and BFront.REPLACE_VER2 <> 1)) or (THANKYOU = Continue {1} and INTNMBR <> 4)] AND AskPhone2 = EMPTY

Universe Description:

Question Text: ✦ Enter E-Mail or press ENTER for None/Same

Type: String

Length: 80

- Don't Know
- Refuse
- Empty

- On Input
- On Output

Store Instructions: IF EMAILADDR = RESPONSE then Set EMAILADDRESS = EMAILADDR
ELSEIF EMAILADDR = EMPTY then set EMAILADDRESS = EMPTY

Array:

Skip Instructions: IF THANKYOU = 1 then goto HOW_INTV

ELSE goto THANKCB

Instrument SAS Name: EMAILADDR

Destination Data Set: BACK

Sponsor Field Type: C

Report Section: FRONT

Date Implemented (YYYY-MM-DD): 2013-04-01

THANKCB

BLKAPPT.THANKCB

Field

Description: Appointment Thank you

Form Pane Label: CB Thank you

SAS Name:

Tag Name: THANKCB

Inherited Universe:

Universe: [(COMPLETE_FLAG <> 1) AND (BFront.START <> 3 and BFront.START <> 4) AND (NOCONTACT = 0 (zero)) AND EXITINTERVIEW <> 1 AND BFront.REPLACE_VER2 <> 1] OR DK_CHECK = Yes {1}

Universe Description:

Question Text: ^THANKCB_Fill

✦ [Revisit: ^Appt_Fill](#)

Fills: THANKCB_Fill

Instructions: IF APPTDATE = RESPONSE then fill "Thank you, I will come back at the time suggested."
ELSE fill "Thank you for your time."

Fills: Appt_Fill

Instructions: IF APPTDATE = REFUSAL then fill "REFUSED"
ELSE fill entry in APPTDATE and APPTIME

Type: Enumerated

Length: 1

Answer List: TContinue

Value:	Mnemonic:	Description:
1	Continue	Enter 1 to Continue

- Don't Know
- Refuse
- Empty

- On Input
- On Output

Store Instructions: IF DK_CHECK = 1 OR [(COMPLETE_FLAG <> 1) AND (BFront.START <> 3 and <> 4) AND (NOCONTACT = 0 (zero)) AND EXITINTERVIEW <> 1 AND BFront.REPLACE_VER2 <> 1] THEN:

IF (APPTDATE = RESPONSE, EMPTY or RF) AND COMPLETE_FLAG <> 1
then set OUTCOME = 202

IF (APPTDATE = RESPONSE, EMPTY or RF) AND MARKTWO = '02'
AND COMPLETE_FLAG <> 1 then set OUTCOME = 204
END

IF THANKCB = 1 AND DK_CHECK = 1 then
set OUTCOME = 206
set MARK = 16 {DK follow-up needed}

Array:

Skip Instructions: Goto VERIFY_INFO

Instrument SAS Name: THANKCB

Destination Data Set: BACK

Report Section: BACK

THANK2

BLKAPPT.THANK2

Field

Description: Thank you for noninterviews

Form Pane Label: Thankyou

SAS Name:

Tag Name: THANK2

Inherited Universe:

Universe: BCoverage.NONTYP = RESPONSE

Universe Description:

Question Text: Thank you for your time. You've been very helpful.

NOTE: Inform the respondent that a supervisor
may call them to conduct re-interview.
Explain re-interview as needed.

* Interview number: ^INTNMBR

Fills: INTNMBR

Instructions: fill INTNMBR

Type: Enumerated

Length: 1

Answer List: TContinue

Value:	Mnemonic:	Description:
1	Continue	Enter 1 to Continue

- Don't Know
- Refuse
- Empty

- On Input
- On Output

Array:

Skip Instructions: Goto TELPV

Instrument SAS Name: THANK2

Destination Data Set: BACK

Report Section: BACK

TRANS

Field

BLKAPPT.TRANS

Description: Ready to Transmit Case

Form Pane Label: Transmit Case

SAS Name:

Tag Name: TRANS

Inherited Universe:

Universe: START = Transmit {3} AND COMPLETE_FLAG <> 1

Universe Description: Ready to transmit selected at the START screen and the case is not complete

Question Text: ♦ Are you ready to transmit this case?

Type: Enumerated

Length: 1

Answer List: TYesNo

Value:	Mnemonic:	Description:
1	Yes	Yes
2	No	No

- Don't Know
- Refuse
- Empty

- On Input
- On Output

Array:

Skip Instructions: 1: Goto MISS_SEC

2: Goto VERIFY_INFO

Instrument SAS Name: TRANS

Destination Data Set: BACK

Report Section: BACK

Field

MISS_SEC
BLKAPPT.MISS_SEC

Description: Why sections were missed

Form Pane Label: Reason partial data

SAS Name: MISS_SEC

Tag Name: MISS_SEC

Inherited Universe:

Universe: TRANS = Yes {1}

Universe Description:

Question Text: No survey data were collected for a required section(s).

✦ Press F5 to view status table

Enter the reason that best describes why survey data was not collected.

Type: String

Length: 30

- Don't Know
- Refuse
- Empty

- On Input
- On Output

Store Instructions: Store 203 in outcome

Array:

Skip Instructions: Goto HOW_INTV

Instrument SAS Name: MISS_SEC

Destination Data Set: FMIS

Sponsor Field Type: C

Report Section: BACK

HOW_INTV

BLKAPPT.HOW_INTV

Field

Description: method of interview

Form Pane Label: How interviewed

SAS Name: HOW_INTV

Tag Name: HOW_INTV

Inherited Universe:

Universe: [COMPLETE_FLAG = 1 AND NOCONTACT = 0 AND DK_CHECK = No {2}] OR
THANKYOU = RESPONSE OR TRANS = Yes {1}

Universe Description:

Question Text: * How did you collect the data for this ^FIRSTFIFTH interview for this household?

Fills: FIRSTFIFTH

Instructions: If INTNMBR = 1 then fill "first"

If INTNMBR = 2 then fill "second"

If INTNMBR = 3 then fill "third"

If INTNMBR = 4 then fill "fourth"

Type: Enumerated

Length: 1

Answer List: THowint

Value:	Mnemonic:	Description:
1	HI1	Personal visit for all sections
2	HI2	Personal visit for all sections, but telephone followup for some questions
3	HI3	Personal visit for more than half of the sections, the rest by telephone
4	HI4	Equally split between personal visit and telephone
5	HI5	Telephone for more than half of the sections, the rest by personal visit
6	HI6	Telephone for all sections

- Don't Know
- Refuse
- Empty

- On Input
- On Output

Array:

Skip Instructions: 1,6: Goto SNGL_INT

2,3,4,5: Goto TEL_RESN

Instrument SAS Name: HOW_INTV

Destination Data Set: FMIS

Sponsor Field Type: C

Report Section: BACK

SNGL_INT

BLKAPPT.SNGL_INT

Field

Description: single interview

Form Pane Label: Single interview

SAS Name: SNGL_INT

Tag Name: SNGL_INT

Inherited Universe:

Universe: HOW_INTV = 1 OR HOW_INTV = 6

Universe Description: Personal visit for all sections or telephone visit for all sections

Question Text: ♦ Were you able to conduct the interview in a single ^VISITCALL?

Fills: VISITCALL

Instructions: IF HOW_INTV = 1 then fill "visit"
ELSEIF HOW_INTV = 6 then fill "call"

Type: Enumerated

Length: 1

Answer List: TYesNo

Value:	Mnemonic:	Description:
1	Yes	Yes
2	No	No

- Don't Know
- Refuse
- Empty

- On Input
- On Output

Array:

Skip Instructions: IF HOW_INTV = 6 then goto TEL_RESN

ELSE goto TRVLTIME

Instrument SAS Name: SNGL_INT

Destination Data Set: FMIS

Sponsor Field Type: C

Report Section: BACK

TEL_RESN

BLKAPPT.TEL_RESN

Field

Description: Reason for telephone interview

Form Pane Label: Reason for telephone

SAS Name: TEL_RESN

Tag Name: TEL_RESN

Inherited Universe:

Universe: HOW_INTV = 2 OR HOW_INTV = 3 OR HOW_INTV = 4 OR HOW_INTV = 5 OR
HOW_INTV = 6

Universe Description:

Question Text: ♦ What was the main reason for collecting data by telephone?

Type: Enumerated

Length: 1

Answer List: TTelresn

Value:	Mnemonic:	Description:
1	Tr1	Barriers to reaching the sample unit (i.e., doorman, security, dog).
2	Tr2	Collecting data from additional respondent(s) in household
3	Tr3	Excessive distance or travel time to sample unit.
4	Tr4	Respondent called FR to do interview.
5	Tr5	Respondent only available by telephone (scheduling issues).
6	Tr6	Respondent refused personal visit.
7	Tr7	Respondent requested telephone interview.
8	Tr8	Other (Specify).

- Don't Know
- Refuse
- Empty

- On Input
- On Output

Array:

Skip Instructions: 1-7: Goto TRVLTIME

8: Goto OTHTLRSN

Instrument SAS Name: TEL_RESN

Destination Data Set: FMIS

Sponsor Field Type: C

Report Section: BACK

OTHTLRSN
BLKAPPT.OTHTLRSN

Field

Description: specify

Form Pane Label: Other reason- specify

SAS Name: OTHTLRSN

Tag Name: OTHTLRSN

Inherited Universe:

Universe: TEL_RESN = 8

Universe Description: Other selected

Question Text: * Specify

Type: String

Length: 30

- Don't Know
- Refuse
- Empty

- On Input
- On Output

Array:

Skip Instructions: Goto TRVLTIME

Instrument SAS Name: OTHTLRSN

Destination Data Set: FMIS

Sponsor Field Type: C

Report Section: BACK

Field

TELPV
BLKAPPT.TELPV

Description: MOST of the data by telephone or PV

Form Pane Label: Telephone or PV

SAS Name: TELPV

Tag Name: TELPV

Inherited Universe:

Universe: BCoverage.NONTYP = = TYPE_A {1} OR BCoverage.NONTYP = TYPE_B {2} OR BCoverage.NONTYP = TYPE_C {3}

Universe Description:

Question Text: * How did you collect MOST of the data for this case?
(Include follow-ups)

Type: Enumerated

Length: 1

Answer List: TTELPV

Value:	Mnemonic:	Description:
1	Visit	By personal visit
2	Phone	By phone

- Don't Know
- Refuse
- Empty

- On Input
- On Output

Array:

Skip Instructions: Goto TRVLTIME

Instrument SAS Name: TELPV

Destination Data Set: FMIS

Sponsor Field Type: C

Report Section: BACK

Field

TRVLTIME
BLKAPPT.TRVLTIME

Description: Total travel time

Form Pane Label: Travel Time

SAS Name: TRVLTIME

Tag Name: TRVLTIME

Inherited Universe:

Universe: TELPV = RESPONSE OR HOW_INTV = RESPONSE

Universe Description: Ask for interviews and non-interviews

Question Text: * FOR BLS RESEARCH ONLY

We would like to understand the time required to collect CEQ interviews.
Your responses will be used for sample planning and research only, and will not be used for evaluation.

What was the TOTAL time (in minutes) you spent this month to complete this interview for:

Traveling to and from the sample unit?
Exclude travel from another sample unit.

Type: Integer

Length: 3

Min: 0

Max: 999

- Don't Know
- Refuse
- Empty

- On Input
- On Output

Array:

Skip Instructions: 0-240: Goto INTVTIME

241-999: Goto CK_TRVLTIME

Instrument SAS Name: TRVLTIME

Destination Data Set: FMIS

Sponsor Field Type: N

Report Section: BACK

Date Implemented (YYYY-MM-DD): April 2019

Check

CK_TRVLTIME
BLKAPPT.CK_TRVLTIME

Description: Verify total travel time

Inherited Universe:

Universe: TRVLTIME >= 241 and TRVLTIME <= 999

Universe Description: Total travel time spent on case over 240 minutes

Text: ♦ Total travel time was more than 4 hours.

If correct press S, else press Enter to change travel time.

Check Instructions:

Type: Soft

Skip Instructions: S: Goto INTVTIME

All others, go back to TRVLTIME

INTVTIME

BLKAPPT.INTVTIME

Field

Description: Total time spent interviewing the respondent

Form Pane Label: Interview Time

SAS Name: INTVTIME

Tag Name: INTVTIME

Inherited Universe:

Universe: TELPV = RESPONSE OR HOW_INTV = RESPONSE

Universe Description: Ask for interviews and non-interviews

Question Text: ✦ FOR BLS RESEARCH ONLY

What was the TOTAL time (in minutes) you spent this month to complete this interview for:
Interviewing the respondent?

Type: Integer

Length: 3

Min: 0

Max: 999

- Don't Know
- Refuse
- Empty

- On Input
- On Output

Array:

Skip Instructions: 0-240: Goto OTHTIME

241-999: Goto CK_INTVTIME

Instrument SAS Name: INTVTIME

Destination Data Set: FMIS

Sponsor Field Type: N

Report Section: BACK

Date Implemented (YYYY-MM-DD): April 2019

CK_INTVTIME
BLKAPPT.CK_INTVTIME

Check

Description: Verify total interview time

Inherited Universe:

Universe: INTVTIME >= 241 and INTVTIME <= 999

Universe Description: Total interview time spent on case over 240 minutes

Text: ♦ Total time spent interviewing the respondent was more than 4 hours.

If correct press S, else press Enter to change interview time.

Check Instructions:

Type: Soft

Skip Instructions: S: Goto OTHTIME

All others, go back to INTVTIME

Field

OTHTIME
BLKAPPT.OTHTIME

Description: Other time spent on case

Form Pane Label: Other Time

SAS Name: OTHTIME

Tag Name: OTHTIME

Inherited Universe:

Universe: TELPV = RESPONSE OR HOW_INTV = RESPONSE

Universe Description: Ask for interviews and non-interviews

Question Text: ✦ FOR BLS RESEARCH ONLY

What was the TOTAL time (in minutes) you spent this month to complete this interview for:

All other activities, such as non-interview contact attempts, finding phone numbers, or closing the case?

Type: Integer

Length: 3

Min: 0

Max: 999

- Don't Know
- Refuse
- Empty

- On Input
- On Output

Array:

Skip Instructions: 0-240: IF Bcoverage.NONTYP = 1 AND SECTCOMP[2 or 3] = 1 AND
BCeintro.CE_INTRO = 1 then goto RESPON
ELSEIF BCoverage.NONTYP = 1-3 then goto DONE
ELSE goto CONVREF

241-999: Goto CK_OTHTIME

Instrument SAS Name: OTHTIME

Destination Data Set: FMIS

Sponsor Field Type: N

Report Section: BACK

Date Implemented (YYYY-MM-DD): April 2019

Check

CK_OTHTIME
BLKAPPT.CK_OTHTIME

Description: Verify total other time

Inherited Universe:

Universe: OTHTIME >= 241 and OTHTIME <= 999

Universe Description: Total other time spent on case over 240 minutes

Text: ♦ Total time spent on other things was more than 4 hours.

If correct press S, else press Enter to change other time.

Check Instructions:

Type: Soft

Skip Instructions: S: IF Bcoverage.NONTYP = 1 AND SECTCOMP[2 or 3] = 1 AND
BCeintro.CE_INTRO = 1 then goto RESPON
ELSEIF BCoverage.NONTYP = 1-3 then goto DONE
ELSE goto CONVREF

All others, go back to OTHTIME

CONVREF

BLKAPPT.CONVREF

Field

Description: Is this a converted refusal

Form Pane Label: Converted Refusal

SAS Name: CONVREF

Tag Name: CONVREF

Inherited Universe:

Universe: COMPLETE_FLAG = 1 AND NOCONTACT = 0 AND DK_CHECK = No {2}

Universe Description:

Help Screen: H_CNREF

Question Text: ? [F1]

✦ Was this a converted refusal?

Type: Enumerated

Length: 1

Answer List: TYesNo

Value:	Mnemonic:	Description:
1	Yes	Yes
2	No	No

- Don't Know
- Refuse
- Empty

- On Input
- On Output

Array:

Skip Instructions: Goto RESPON

Instrument SAS Name: CONVREF

Destination Data Set: FMIS

Sponsor Field Type: C

Report Section: BACK

RESPON

Field

BLKAPPT.RESPON

Description: Line number of MAIN respondent

Form Pane Label: Main Respondent

SAS Name: RESPON

Tag Name: RESPON

Inherited Universe:

Universe: CONVREF = Yes {1} OR CONVREF = No {2} OR
 (BCoverage.NONTYP = Type_A {1} and (SECTCOMP[2] = 1 or SECTCOMP[3] = 1)
 and BControlCard.CE_INTRO = Continue {1})

Universe Description:

Question Text: * Enter the line number of the MAIN respondent.

Type: Enumerated

Length: 2

Answer List: TNAME30_95

Value:	Mnemonic:	Description:
1	n01	^NAME[1]
2	n02	^NAME[2]
3	n03	^NAME[3]
4	n04	^NAME[4]
5	n05	^NAME[5]
6	n06	^NAME[6]
7	n07	^NAME[7]
8	n08	^NAME[8]
9	n09	^NAME[9]
10	n10	^NAME[10]
11	n11	^NAME[11]
12	n12	^NAME[12]
13	n13	^NAME[13]
14	n14	^NAME[14]
15	n15	^NAME[15]
16	n16	^NAME[16]
17	n17	^NAME[17]

18	n18	^NAME[18]
19	n19	^NAME[19]
20	n20	^NAME[20]
21	n21	^NAME[21]
22	n22	^NAME[22]
23	n23	^NAME[23]
24	n24	^NAME[24]
25	n25	^NAME[25]
26	n26	^NAME[26]
27	n27	^NAME[27]
28	n28	^NAME[28]
29	n29	^NAME[29]
30	n30	^NAME[30]
95	Proxy	Proxy Respondent

- Don't Know
- Refuse
- Empty

- On Input
- On Output

Array:

Special Instructions: Do not displayed non-household members, persons under 15, non-CU members, deleted or deceased persons in the answer list.

NOTE: RESPON SHOULD come up for one person HH in case of proxy respondent

Skip Instructions: If (BControlcard.TUnit1.Person.HH_MEM[RESPON] = 2) OR
(BControlcard.TUnit2.Person.AGERNG[RESPON] = 1) OR
(BControlcard.TUnit1.Person.PERSTAT[RESPON] = 7, 8 or 99) OR
(BControlcard.TUnit1.Person.MEMBSTAT[RESPON] = 1, 3 or 5)
then goto CK_RESPON

ELSE goto OTHRSP

Instrument SAS Name: RESPON

Destination Data Set: FMIS

Sponsor Field Type: N

Report Section: BACK

CK_RESPON

BLKAPPT.CK_RESPON

Check

Description: Invalid Line number

Inherited Universe:

Universe: BControlcard.TUnit1.Person.HH_MEM[RESPON] = No {2} OR
BControlcard.TUnit2.Person.AGERNG[RESPON] = 1 OR
(BControlcard.TUnit1.Person.PERSTAT[RESPON] = 7, 8 or 99) OR
BControlcard.TUnit1.Person.MEMBSTAT[RESPON] = Deleted {1} OR
BControlcard.TUnit1.Person.MEMBSTAT[RESPON] = Deceased {3} OR
BControlcard.TUnit1.Person.MEMBSTAT[RESPON] = Skip {5}

Universe Description:

Text: [Must be a valid line number](#)

Check Instructions:

Type: Hard

Skip Instructions: Go back to RESPON

Field

OTHRSP
 BLKAPPT.OTHRSP

Description: Other Respondents

Form Pane Label: Other respondents

SAS Name: OTHRSP

Tag Name: OTHRSP

Inherited Universe:

Universe: CONVREF = Yes {1} OR CONVREF = No {2} OR
 (BCoverage.NONTYP = Type_A {1} and (SECTCOMP[2] = 1 or SECTCOMP[3] = 1)
 and BControlCard.CE_INTRO = Continue {1})

Universe Description:

Question Text: * Enter the line number of ALL OTHER respondents.

Enter 0 For None

(Display Names of persons in the household)

Type: Set

Max Number of Values: 30

Length: 2

Answer List: Tothrespname30

Value:	Mnemonic:	Description:
0	n00	None
1	n01	^NAMEonly(1)
2	n02	^NAMEonly(2)
3	n03	^NAMEonly(3)
4	n04	^NAMEonly(4)
5	n05	^NAMEonly(5)
6	n06	^NAMEonly(6)
7	n07	^NAMEonly(7)
8	n08	^NAMEonly(8)
9	n09	^NAMEonly(9)
10	n10	^NAMEonly(10)
11	n11	^NAMEonly(11)
12	n12	^NAMEonly(12)

13	n13	^NAMEonly(13)
14	n14	^NAMEonly(14)
15	n15	^NAMEonly(15)
16	n16	^NAMEonly(16)
17	n17	^NAMEonly(17)
18	n18	^NAMEonly(18)
19	n19	^NAMEonly(19)
20	n20	^NAMEonly(20)
21	n21	^NAMEonly(21)
22	n22	^NAMEonly(22)
23	n23	^NAMEonly(23)
24	n24	^NAMEonly(24)
25	n25	^NAMEonly(25)
26	n26	^NAMEonly(26)
27	n27	^NAMEonly(27)
28	n28	^NAMEonly(28)
29	n29	^NAMEonly(29)
30	n30	^NAMEonly(30)
95	n95	Proxy respondent

- Don't Know
- Refuse
- Empty

- On Input
- On Output

Array:

Special Instructions: Do not displayed non-household members, persons under 15, non-CU members, deleted or deceased persons in the answer list.

NOTE: The first entry will be stored in OTHRSP1, the second in OTHRSP2, up to OTHRSP30

Skip Instructions: IF OTHRSP = RESPON then goto CK_OTHRSP
ELSEIF (BControlcard.Tunit1.Person.FNAME[Othrsp] = 999 or EMPTY) or
(BControlcard.Tunit1.Person.HH_MEM[othrsp] = 2) OR
(BControlcard.Tunit1.Person.MEMBSTAT[othrsp] = 1, 3 or 5)
OR (BControlcard.Tunit1.Person.PERSTAT[othrsp] = 7, 8 or 99) then goto CK2_OTHRSP
ELSEIF 0 is selected with other answer list options then
goto CK3_OTHRSP

ELSE goto USERECS

Instrument SAS Name: OTHRSP

Destination Data Set: FMIS

Sponsor Field Type: N

Report Section: BACK

CK_OTHRSP
BLKAPPT.CK_OTHRSP

Check

Description: Other respondent cannot be the MAIN respondent

Inherited Universe:

Universe: OTHRSP = RESPON

Universe Description:

Text: * [Already selected as main respondent.](#)

Check Instructions:

Type: Hard

Skip Instructions: Go back to OTHRSP

Check

CK2_OTHRSP
BLKAPPT.CK2_OTHRSP

Description: Invalid Line number

Inherited Universe:

Universe: BControlcard.TUnit1.Person.HH_MEM[othrsp] = No {2} OR
BControlcard.TUnit2.Person.FNAME[othrsp] = '999' OR
BControlcard.TUnit2.Person.FNAME[othrsp] = EMPTY OR
(BControlcard.TUnit1.Person.PERSTAT[othrsp] = 7, 8 or 99) OR
BControlcard.TUnit1.Person.MEMBSTAT[othrsp] = Deleted {1} OR
BControlcard.TUnit1.Person.MEMBSTAT[othrsp] = Deceased {3} OR
BControlcard.TUnit1.Person.MEMBSTAT[othrsp] = Skip {5}

Universe Description:

Text: [Must be a valid line number](#)

Check Instructions:

Type: Hard

Skip Instructions: Go back to OTHRSP

CK3_OTHRSP
BLKAPPT.CK3_OTHRSP

Check

Description: None selected with other options

Inherited Universe:

Universe: None {0} IN OTHRSP AND OTHRSP.CARDINAL > 1

Universe Description: None selected with other values

Text: ♦ You have selected NONE and another member.

Check Instructions:

Type: Hard

Skip Instructions: Go back to OTHRSP

Field

USERECS
BLKAPPT.USERECS

Description: Were records used in answering questions

Form Pane Label: Records Used

SAS Name: RECORDS

Tag Name: USERECS

Inherited Universe:

Universe: CONVREF = Yes {1} OR CONVREF = No {2} OR OTHRSP = RESPONSE

Universe Description:

Question Text: * In this interview, how often did the respondent consult records?

Type: Enumerated

Length: 1

Answer List: TUSERECS

Value:	Mnemonic:	Description:
1	Always	Always or almost always
2	Mostly	Most of the time
3	Occasionally	Occasionally or used at least one record
4	Never	Never, no records used

- Don't Know
- Refuse
- Empty

- On Input
- On Output

Array:

Skip Instructions: 1-3: Goto TYPERECS

4: IF (INTNMBR = 4 or HOMEFILE8500 = 1) then goto INFOBOOK
ELSE goto HOMEFILE

Instrument SAS Name: USERECS

Destination Data Set: FMIS

Sponsor Field Type: C

Report Section: BACK

Field

TYPERECS
BLKAPPT.TYPERECS

Description: Types of records used

Form Pane Label: Type of Records used

SAS Name: TYPERECS

Tag Name: TYPERECS

Inherited Universe:

Universe: USERECS = RESPONSE AND USERECS <> never {4}

Universe Description:

Question Text: * What types of bills, receipts, or records did the respondent(s) use to answer expenditure questions?

Enter all that apply, separate with commas.

Type: Set

Max Number of Values: 9

Length: 1

Answer List: TTYPERECS

Value:	Mnemonic:	Description:
1	Bills	Bills
2	Checkbook	Checkbook ledger or check stubs
3	Canceledc	Personal finance or budgeting software records
4	Receipts	Receipts or e-mail receipts
5	HomeFil	Home file (provided by Census Bureau)
6	Contracts	Contracts or agreements
7	Bank	Credit card, bank, or online bill-paying statements
8	Paystub	Pay stub
9	Other	Other- specify

- Don't Know
- Refuse
- Empty

- On Input
- On Output

Store Instructions: IF bills {1} IN TYPERECS THEN TYPREC1 = 1
ELSE TYPREC1 = EMPTY
ENDIF
IF checkbook {2} IN TYPERECS THEN TYPREC2 = 2
ELSE TYPREC2 = EMPTY
ENDIF
IF canceledc {3} IN TYPERECS THEN TYPREC3 = 3
ELSE TYPREC3 = EMPTY
ENDIF
IF receipts {4} IN TYPERECS THEN TYPREC4 = 4
ELSE TYPREC4 = EMPTY
ENDIF
IF homefil {5} IN TYPERECS THEN TYPREC5 = 5
ELSE TYPREC5 = EMPTY
ENDIF
IF contracts {6} IN TYPERECS THEN TYPREC6 = 6
ELSE TYPREC6 = EMPTY
ENDIF
IF bank {7} IN TYPERECS THEN TYPREC7 = 7
ELSE TYPREC7 = EMPTY
ENDIF
IF PayStub {8} IN TYPERECS THEN TYPREC8 = 8
ELSE TYPREC8 = EMPTY
ENDIF
IF other {9} IN TYPERECS THEN TYPREC9 = 9
ELSE TYPREC9 = EMPTY
ENDIF

Array:

Skip Instructions: 1-8: Goto RSECTN

9: Goto SPECRECS

Instrument SAS Name: TYPERECS

Destination Data Set: FMIS

Sponsor Field Type: C

Report Section: BACK

Field

SPECRECS
BLKAPPT.SPECRECS

Description: specify

Form Pane Label: Specify records

SAS Name: SPECRECS

Tag Name: SPECRECS

Inherited Universe:

Universe: other {9} IN TYPERECS

Universe Description:

Question Text: * Specify

Type: String

Length: 30

- Don't Know
- Refuse
- Empty

- On Input
- On Output

Array:

Skip Instructions: Goto RSECTN

Instrument SAS Name: SPECRECS

Destination Data Set: FMIS

Sponsor Field Type: C

Report Section: BACK

RSECTN

Field

BLKAPPT.RSECTN

Description: Sections where records were used

Form Pane Label: Specify Sections

SAS Name: RSECTN

Tag Name: RSECTN

Inherited Universe:

Universe: USERECS = RESPONSE AND USERECS <> never {4}

Universe Description: Records used to answer expenditure questions.

Question Text: * Which of these sections did the respondent(s) use bills, receipts, or other resources to answer expenditure questions?

* Enter all that apply, separate with commas.

Type: Set

Max Number of Values: 22

Length: 2

Answer List: TRSECTN

Value:	Mnemonic:	Description:
1	SECT1	Section 1 - General Housing Characteristics
2	SECT2	Section 2 - Rented Living Quarters
3	SECT3	Section 3 - Owned Living Quarters & Other Owned Real Estate
4	SECT4	Section 4 - Utilities and Fuels
5	SECT5	Section 5 - Home Improvement, Repairs, and Home Services
6	SECT6	Section 6 - Appliances, Household Equipment, and Other Selected Items
7	SECT7	Section 7 - Household Item Repairs, Service Contracts, and Extended Warranties
8	SECT8	Section 8 - Home Furnishings and Related Household Items
9	SECT9	Section 9 - Rented and Leased Vehicles
10	SECT10	Section 10 - Owned Vehicles
11	SECT11	Section 11 - Transportation
12	SECT12	Section 12 - Health Insurance
13	SECT13	Section 13 - Medical and Health Expenses

14	SECT14	Section 14 - Insurance Other than Health
15	SECT15	Section 15 - Family Care and Education
16	SECT16	Section 16 - Subscriptions, Memberships, Books, and Entertainment Expenses
17	SECT17	Section 17 - Trips and Vacations
18	SECT18	Section 18 - Clothing and Clothing Services
19	SECT19	Section 19 - Miscellaneous Expenses
20	SECT20	Section 20 - Expense Patterns for Selected Services and Goods
21	SECT21	Section 21 - Work Experience and Income
22	SECT22	Section 22 - Assets and Liabilities

- Don't Know
- Refuse
- Empty

- On Input
- On Output

Array:

Skip Instructions: IF INTNMBR = 4 or HOMEFILE8500 = 1 then goto INFOBOOK

ELSE goto HOMEFILE

Instrument SAS Name: RSECTN

Destination Data Set: FMIS

Sponsor Field Type: C

Report Section: BACK

HOMEFILE

Field

BLKAPPT.HOMEFILE

Description: Was a home file given

Form Pane Label: Home File

SAS Name: HOMEFILE

Tag Name: HOMEFILE

Inherited Universe:

Universe: (TYPERECS = RESPONSE or USERECS = never {4}) AND INTNMBR <> 4 AND HOMEFILE8500 <> 1

Universe Description:

Question Text: * Did you give the respondent a Home File this quarter?

Type: Enumerated

Length: 1

Answer List: TYesNo

Value:	Mnemonic:	Description:
1	Yes	Yes
2	No	No

- Don't Know
- Refuse
- Empty

- On Input
- On Output

Array:

Skip Instructions: Goto INFOBOOK

Instrument SAS Name: HOMEFILE

Destination Data Set: FMIS

Sponsor Field Type: C

Report Section: BACK

Field

INFOBOOK
BLKAPPT.INFOBOOK

Description: Was the info book used

Form Pane Label: Info Book Used

SAS Name: INFOBOOK

Tag Name: INFOBOOK

Inherited Universe:

Universe: USERECS = always {1} OR USERECS = mostly {2} OR USERECS = occasionally {3}
OR USERECS = never {4}

Universe Description:

Question Text:

- In the interview, how often did the respondent consult the information booklet?
- If reading the book to the respondent, enter 5.

Type: Enumerated

Length: 1

Answer List: TINFOBOOK

Value:	Mnemonic:	Description:
1	Always	Almost always (90% of the time or more)
2	Mostofthetime	Most of the time (50% to 89% of the time)
3	Occasionally	Occasionally (10% to 49% of the time)
4	Neveroralmostnever	Never or almost never (less than 10% of the time)
5	NoInfoBooklet	The respondent did not have access to the information booklet.

- Don't Know
- Refuse
- Empty

- On Input
- On Output

Array:

Skip Instructions: Goto LANGUAGE

Instrument SAS Name: INFOBOOK

Destination Data Set: FMIS

Sponsor Field Type: C

Report Section: BACK

Field

LANGUAGE

BLKAPPT.LANGUAGE

Description: What language the interview was conducted

Form Pane Label: Language

SAS Name: LANGUAGE

Tag Name: LANGUAGE

Inherited Universe:

Universe: INFOBOOK = RESPONSE

Universe Description:

Question Text: * In what language was the interview conducted?

Type: Enumerated

Length: 1

Answer List: TLANG

Value:	Mnemonic:	Description:
1	English	English
2	Spanish	Spanish
3	Other	Other - specify

- Don't Know
- Refuse
- Empty

- On Input
- On Output

Array:

Skip Instructions: 1,2: Goto VERIFY_INFO

3: Goto LANG_SP

Instrument SAS Name: LANGUAGE

Destination Data Set: FMIS

Sponsor Field Type: C

Report Section: BACK

Field

LANG_SP
BLKAPPT.LANG_SP

Description: Language conducted - specify

Form Pane Label: Lang Specify

SAS Name: LANG_SP

Tag Name: LANG_SP

Inherited Universe:

Universe: LANGUAGE = Other {3}

Universe Description:

Question Text: * Specify

Type: String

Length: 30

- Don't Know
- Refuse
- Empty

- On Input
- On Output

Array:

Skip Instructions: Goto VERIFY_INFO

Instrument SAS Name: LANG_SP

Destination Data Set: FMIS

Sponsor Field Type: C

Report Section: BACK

VERIFY_INFO

BLKAPPT.VERIFY_INFO

Field

Description:

Form Pane Label: Verify Info

SAS Name:

Tag Name: VERIFY_INFO

Inherited Universe:

Universe: REPLACESPAWN <> 1 AND BFront.REPLACE_VER2 <> 1

Universe Description:

Question Text:

- Verify/change any of the information listed below

Phone number: (^AREA) ^NUMBER ^EXTN Type: ^PHTYP1_Fill

Second phone: ^SPHONE ^SPHEXT Type: ^PHTYP2_Fill

Email address: ^EMAILADDR_fill

Best time to call : ^BESTTIME1

Specific best time: ^BESTTIM2

No Sunday: (^SundayInterview)

Fills: AREA

Instructions: Fill entry in AREA

Fills: NUMBER

Instructions: Fill entry in PREFIX and SUFFIX

Fills: EXTN

Instructions: fill entry in EXTN

Fills: PHTYP1_Fill

Instructions: IF PHONETYP = 1 then fill "Home"

ELSEIF PHONETYP = 2 then fill "Work"

ELSEIF PHONETYP = 3 then fill "Cell"

ELSEIF PHONETYP = DONTKNOW then fill "DK"

ELSEIF PHONETYP = REFSUED then fill "RF"

Fills: SPHONE

Instructions: Fill entry in SPHONE

Fills: SPHEXT

Instructions: Fill entry in SPHEXT

Fills: PHTYP2_Fill

Instructions: IF PHONETYP2 = 1 then fill "Home"
ELSEIF PHONETYP2 = 2 then fill "Work"
ELSEIF PHONETYP2 = 3 then fill "Cell"
ELSEIF PHONETYP2 = DONTKNOW then fill "DK"
ELSEIF PHONETYP2 = REFSUED then fill "RF"

Fills: EMAILADDR_fill

Instructions: Fill entry in EMAILADDRESS

Fills: BESTTIME1

Instructions: IF BESTTIME = 1 then fill "Morning (9am-12 noon)"
IF BESTTIME = 2 then fill "Noon/lunchtime (11am-1pm)"
IF BESTTIME = 3 then fill "Afternoon (12 noon-4pm)"
IF BESTTIME = 4 then fill "Suppertime/early evening/dinnertime (4pm-7pm)"
IF BESTTIME = 5 then fill "Evening (6pm-9pm)"
IF BESTTIME = 6 then fill "Anytime (9am-9pm)"
IF BESTTIME = 7 then fill "Late evening/night (7pm-9pm)"
IF BESTTIME = 8 then fill "Daytime (9am-4pm)"
IF BESTTIME = 9 then fill "After 5pm"

Fills: BESTTIM2

Instructions: Fill entry in BESTTIM2

Fills: SundayInterview

Instructions: IF NOSUNDAY = 1 then fill "No Sunday Interview"
ELSE fill "Sunday interview okay"

Type: Enumerated

Length: 1

Answer List: TVERIFY

Value:	Mnemonic:	Description:
1	Proceed	Enter 1 to Continue
2	Change	Change something

- Don't Know
- Refuse
- Empty

- On Input
- On Output

Array:

Special Instructions: IF entry = 2 then Do ONCE - Pre-fill the fields with the current answers:

Set v_phone[1:10] = phonenumb

Set v_phone[11:15] = EXTN

Set v_phtyp1 = PHONETYP

Set v_phone2[1:10] = SPHONE

Set v_phone2[11:15] = SPHEXT

Set v_phtyp2 = PHONETYP2

Set v_email = EMAILADDRESS

Set V_BSTTI = BESTTIME[2:2]

set v_bstti2 = BESTTIM2

If NOSUNDAY = 1 then set v_nosun = 2

Else set V_NOSUN = 1

Skip Instructions: 1: Goto DONE

2: Goto V_CHGWHAT

Instrument SAS Name: VERIFY_INFO

Destination Data Set: BACK

Report Section: BACK

Field

V_CHGWHAT
BLKAPPT.V_CHGWHAT

Description:

Form Pane Label: Change What

SAS Name:

Tag Name: V_CHGWHAT

Inherited Universe:

Universe: VERIFY_INFO = Change {2}

Universe Description:

Question Text:

• What would you like to update?
Enter all that apply, separate with commas

Phone number: (^AREA) ^NUMBER ^EXTN Type: ^PHTYP1_Fill

Second phone: ^SPHONE ^SPHEXT Type: ^PHTYP2_Fill

Email address: ^EMAILADDR_fill

Best time to call : ^BESTTIME1

Specific best time: ^BESTTIM2

No Sunday: (^SundayInterview)

Fills: AREA

Instructions: Fill entry in AREA

Fills: NUMBER

Instructions: Fill entry in PREFIX and SUFFIX

Fills: EXTN

Instructions: fill entry in EXTN

Fills: PHTYP1_Fill

Instructions: IF PHONETYP = 1 then fill "Home"
ELSEIF PHONETYP = 2 then fill "Work"
ELSEIF PHONETYP = 3 then fill "Cell"
ELSEIF PHONETYP = DONTKNOW then fill "DK"
ELSEIF PHONETYP = REFSUED then fill "RF"

Fills: SPHONE

Instructions: Fill entry in SPHONE

Fills: SPHEXT

Instructions: Fill entry in SPHEXT

Fills: PHTYP2_Fill

Instructions: IF PHONETYP2 = 1 then fill "Home"
ELSEIF PHONETYP2 = 2 then fill "Work"
ELSEIF PHONETYP2 = 3 then fill "Cell"
ELSEIF PHONETYP2 = DONTKNOW then fill "DK"
ELSEIF PHONETYP2 = REFSUED then fill "RF"

Fills: EMAILADDR_fill

Instructions: Fill entry in EMAILADDRESS

Fills: BESTTIME1

Instructions: IF BESTTIME = 1 then fill "Morning (9am-12 noon)"
IF BESTTIME = 2 then fill "Noon/lunchtime (11am-1pm)"
IF BESTTIME = 3 then fill "Afternoon (12 noon-4pm)"
IF BESTTIME = 4 then fill "Suppertime/early evening/dinnertime (4pm-7pm)"
IF BESTTIME = 5 then fill "Evening (6pm-9pm)"
IF BESTTIME = 6 then fill "Anytime (9am-9pm)"
IF BESTTIME = 7 then fill "Late evening/night (7pm-9pm)"
IF BESTTIME = 8 then fill "Daytime (9am-4pm)"
IF BESTTIME = 9 then fill "After 5pm"

Fills: BESTTIM2

Instructions: Fill entry in BESTTIM2

Fills: SundayInterview

Instructions: IF NOSUNDAY = 1 then fill "No Sunday Interview"
ELSE fill "Sunday interview okay"

Type: Set

Max Number of Values: 5

Length: 1

Answer List: TV_CHGWHAT

Value:	Mnemonic:	Description:
1	Phone	Primary phone
2	Phone2	Secondary phone
3	Email	E-mail address
4	Bsttime	Best time to call
5	Nosun	No Sunday

- Don't Know
- Refuse
- Empty

- On Input
- On Output

Array:

Skip Instructions: 1: Goto V_PHONE

2: Goto V_PHONE2

3: Goto V_EMAIL

4: Goto V_BSTTI

5: Goto V_NOSUN

Instrument SAS Name: V_CHGWHAT

Destination Data Set: BACK

Report Section: Back

V_PHONE

BLKAPPT.V_PHONE

Field

Description:

Form Pane Label: Update Phone number

SAS Name:

Tag Name: V_PHONE

Inherited Universe:

Universe: Phone {1} IN V_CHGWHAT

Universe Description:

Question Text: * Update phone number or press enter if same
 Enter 0 for none.

Type: String

Length: 15

- Don't Know
- Refuse
- Empty

- On Input
- On Output

- Store Instructions:**
1. Update phone number variables
 Set PHONENUM = V_PHONE
 Set AREA = V_PHONE[1:3]
 Set PREFIX = V_PHONE[4:6]
 Set SUFFIX = V_PHONE[7:10]
 Set EXTN = V_PHONE[11:15]
 Set Front.phonenumber = v_phone
 2. IF V_PHONE = 0 or EMPTY and V_PHONE = RESPONSE then
 set PHONETYP = EMPTY
 Set AREA = EMPTY
 Set PREFIX = EMPTY
 Set SUFFIX = EMPTY
 Set EXTN = EMPTY
 Set Front.phonenumber = v_phone

Array:

Special Instructions: Use the phone number edit mask

Skip Instructions: IF entry < 10 digits and entry <> 0 then goto CK_VPHONE

ELSEIF V_PHONE = 0 or EMPTY then
 If 2 selected in V_ChgWhat then goto V_PHONE2
 Elseif 3 selected in V_ChgWhat then goto V_EMAIL
 Elseif 4 selected in V_ChgWhat then goto V_BSTTI
 Elseif 5 selected in V_ChgWhat then goto V_NOSUN
 Else goto DONE

ELSE goto V_PHTYP1

Instrument SAS Name: V_PHONE

Destination Data Set: BACK

Report Section: BACK

CK_VPHONE
BLKAPPT.CK_VPHONE

Check

Description: phone number less than 10 digits

Inherited Universe:

Universe: LEN(V_PHONE) < 10 AND V_PHONE <> 0 AND V_PHONE <> EMPTY

Universe Description:

Text: * You must enter all ten digits of the contact person's phone number. No spaces.

Check Instructions:

Type: Hard

Skip Instructions: Go back to V_PHONE

Field

V_PHTYP1
BLKAPPT.V_PHTYP1

Description: Phone Type

Form Pane Label: Phone Type

SAS Name:

Tag Name: V_PHTYP1

Inherited Universe:

Universe: Phone {1} IN V_CHGWHAT AND V_PHONE <> 0 AND V_PHONE <> EMPTY

Universe Description:

Question Text: ♦ Is this a home, work, or cell number?

Type: Enumerated

Length: 1

Answer List: TPHTYP

Value:	Mnemonic:	Description:
1	Home	Home
2	Work	Work
3	Cell	Cell

- Don't Know
- Refuse
- Empty

- On Input
- On Output

Store Instructions: IF V_PHTYP1 = EMPTY, 1, 2 or 3 then
set Front.PHONETYP = V_PHTYP1
set PHONETYP = V_PHTYP1

Array:

Skip Instructions: IF 2 selected in V_ChgWhat then goto V_PHONE2

ELSEIF 3 selected in V_ChgWhat then goto V_EMAIL

ELSEIF 4 selected in V_ChgWhat then goto V_BSTTI

ELSEIF 5 selected in V_ChgWhat then goto V_NOSUN

ELSE goto DONE

Instrument SAS Name: V_PHTYP1

Destination Data Set: BACK

Sponsor Field Type: N

Report Section: Back

Date Implemented (YYYY-MM-DD): April 2017

Field

V_PHONE2
BLKAPPT.V_PHONE2

Description: Update Second Phone

Form Pane Label: Update Second Phone

SAS Name:

Tag Name: V_PHONE2

Inherited Universe:

Universe: Phone2 {2} IN V_CHGWHAT

Universe Description:

Question Text: * Update second phone or press enter if same
Enter 0 for none

Type: String

Length: 15

- Don't Know
- Refuse
- Empty

- On Input
- On Output

Store Instructions: Update phone number variables

```
IF V_PHONE2 <> 0 and V_PHONE2 = RESPONSE then
  set SPHONE = V_PHONE2[1:10]
  set SPHEXT = V_PHONE2[11:15]
  set PHONENUM2 = V_PHONE2[1:10]
  set EXTN2 = V_PHONE2[11:15]
ELSEIF V_PHONE2 = 0 AND V_PHONE2 = RESPONSE then
  Set SPHONE = EMPTY
  Set SPHEXT = EMPTY
  Set PHONETYP2 = EMPTY
  set PHONENUM2 = EMPTY
  set EXTN2 = EMPTY
```

Array:

Special Instructions: Use the phone number edit mask.

Skip Instructions: IF entry less than 10 digits and <> 0 and <> EMPTY then goto CK_VPHONE2

```
ELSEIF V_PHONE2 = 0 or EMPTY then
  if 3 selected in V_ChgWhat then goto V_EMAIL
  Elseif 4 selected in V_ChgWhat then goto V_BSTTI
  Elseif 5 selected in V_ChgWhat then goto V_NOSUN
  Else goto DONE
```

```
ELSE goto V_PHTYP2
```

Instrument SAS Name: V_PHONE2

Destination Data Set: BACK

Sponsor Field Type: N

Report Section: Back

Date Implemented (YYYY-MM-DD): April 2019

Check

CK_VPHONE2
BLKAPPT.CK_VPHONE2

Description: phone number less than 10 digits

Inherited Universe:

Universe: LEN(V_PHONE2) < 10 AND V_PHONE2 <> 0 AND V_PHONE2 <> EMPTY

Universe Description:

Text: * You must enter all ten digits of the contact person's phone number.
No spaces.

Check Instructions:

Type: Hard

Skip Instructions: Go back to V_PHONE2

V_PHTYP2

BLKAPPT.V_PHTYP2

Field

Description: Phone Type for second phone number

Form Pane Label: Phone Type

SAS Name:

Tag Name: V_PHTYP2

Inherited Universe:

Universe: Phone2 {2} IN V_CHGWHAT AND V_PHONE2 <> 0 AND V_PHONE2 <> EMPTY

Universe Description:

Question Text: ♦ Is this a home, work, or cell number?

Type: Enumerated

Length: 1

Answer List: TPHTYP

Value:	Mnemonic:	Description:
1	Home	Home
2	Work	Work
3	Cell	Cell

- Don't Know
- Refuse
- Empty

- On Input
- On Output

Store Instructions: IF V_PHTYP2 = RESPONSE then
 set PHONETYP2 = V_PHTYP2
ELSEIF V_PHTYP2 = NONRESPONSE then
 set PHONETYP2 = EMPTY

Array:

Skip Instructions: IF 3 selected in V_ChgWhat then goto V_EMAIL

ELSEIF 4 selected in V_ChgWhat then goto V_BSTTI

ELSEIF 5 selected in V_ChgWhat then goto V_NOSUN

ELSE goto DONE

Instrument SAS Name: V_PHTYP2

Destination Data Set: BACK

Sponsor Field Type: N

Report Section: Back

Date Implemented (YYYY-MM-DD): April 2019

V_EMAIL
BLKAPPT.V_EMAIL

Field

Description: Household E-Mail Address

Form Pane Label: E-Mail Address

SAS Name:

Tag Name: V_EMAIL

Inherited Universe:

Universe: Email {3} IN V_CHGWHAT

Universe Description:

Question Text: ✦ Enter E-Mail or press enter if Same

Type: String

Length: 80

- Don't Know
- Refuse
- Empty

- On Input
- On Output

Store Instructions: IF Email {3} IN V_CHGWHAT then
IF V_EMAIL = RESPONSE then set EMAILADDRESS = V_EMAIL
ELSEIF V_EMAIL = EMPTY then set EMAILADDRESS = EMPTY

Array:

Skip Instructions: IF 4 selected in V_ChgWhat then goto V_BSTTI

ELSEIF 5 selected in V_ChgWhat then goto V_NOSUN

ELSE goto DONE

Instrument SAS Name: V_EMAIL

Destination Data Set: BACK

Sponsor Field Type: C

Report Section: Back

Date Implemented (YYYY-MM-DD): April 2019

V_BSTTI

Field

BLKAPPT.V_BSTTI

Description: Update Best Time

Form Pane Label: Update Best Time

SAS Name:

Tag Name: V_BSTTI

Inherited Universe:

Universe: Bsttime {4} IN V_CHGWHAT

Universe Description:

Question Text: * Best time to contact

Type: Enumerated

Length: 1

Answer List: TBSTTI

Value:	Mnemonic:	Description:
1	morning	Morning (9am-12noon)
2	noon	Noon/lunchtime (11am-1pm)
3	afternoon	Afternoon (12noon-4pm)
4	suppertime	Suppertime/early evening/dinnertime(4pm-7pm)
5	evening	Evening (6pm-9pm)
6	anytime	Anytime (9am-9pm)
7	late	Late evening/night (7pm-9pm)
8	daytime	Daytime (9am-4pm)
9	after5pm	After 5pm

- Don't Know
- Refuse
- Empty

- On Input
- On Output

Store Instructions: IF V_BSTTI = RESPONSE then
Store V_BSTTI in BESTTIME - right justified and zero filled

Array:

Skip Instructions: Goto V_BSTTI2

Instrument SAS Name: V_BSTTI

Destination Data Set: BACK

Report Section: Back

V_BSTTI2

BLKAPPT.V_BSTTI2

Field

Description: Best time Specify

Form Pane Label: Update Best Sp

SAS Name:

Tag Name: V_BSTTI2

Inherited Universe:

Universe: Bsttime {4} IN V_CHGWHAT

Universe Description:

Question Text: * Enter specific best time to contact

Type: String

Length: 30

- Don't Know
- Refuse
- Empty

- On Input
- On Output

Store Instructions: IF V_BSTTI2 = RESPONSE then Set BESTTIM2 = V_BSTTI2

Array:

Skip Instructions: IF 5 selected in V_ChgWhat then goto V_NOSUN

ELSE goto DONE

Instrument SAS Name: V_BSTTI2

Destination Data Set: BACK

Sponsor Field Type: N

Report Section: BACK

Field

V_NOSUN
BLKAPPT.V_NOSUN

Description:

Form Pane Label: Update Non Sunday

SAS Name:

Tag Name: V_NOSUN

Inherited Universe:

Universe: NoSun {5} IN V_CHGWHAT

Universe Description:

Question Text: Would a Sunday interview be acceptable?

Type: Enumerated

Length: 1

Answer List: TYesNo

Value:	Mnemonic:	Description:
1	Yes	Yes
2	No	No

- Don't Know
- Refuse
- Empty

- On Input
- On Output

Store Instructions: IF V_NOSUN = RESPONSE then
IF V_NOSUN = Yes {1} then set NOSUNDAY = 0 (zero)
ELSEIF V_NOSUN = No {2} then set NOSUNDAY = 1

Array:

Skip Instructions: Goto DONE

Instrument SAS Name: V_NOSUN

Destination Data Set: BACK

Report Section: BACK

Field

DONE
BLKAPPT.DONE

Description:

Form Pane Label:

SAS Name:

Tag Name:

Inherited Universe:

Universe: ALL

Universe Description:

Question Text:

Type: Classification

Length: 0

- Don't Know
- Refuse
- Empty

- On Input
- On Output

Array:

Special Instructions: 1. set ENDTIME, subtract STARTTIME from ENDTIME and add to LENGTH

2. IF OUTCOME <> 200 and OUTCOME <> 202 and OUTCOME <> 203 THEN
Store current date in FINCONDT
(Note: Set date of FINAL Contact)

store USERID in FINFRCDE
(Note: Set FRCODE for final contact)

Note: Action codes are set in case Management

3. IF OUTCOME is 200 or 0 (zero) then store 202 in OUTCOME.
(added so that outcome will never go out as a 200)
4. Tally the number of sections that are complete based on
the section completion flag and store the total in
TOTSECCMP. (Note: the # of sections complete for 203,

204 and 201.)

5. Based on the section completion flag determine what was the LAST section completed and store a 1-22, 1 being Section 1, in SECTNO.

7. If mark is zero or blank, then store 2 in mark
If Bfront.START = 4 and MARK <= 3 then set MARK = 3
If BFront.GENINTRO = 1 or 2 and mark <= 7 then set MARK = 7
If the control card has been started and mark < 11 then set MARK = 11
If DK_CHECK = 1 then set MARK = 16

Skip Instructions: Goto SET_REINT

Report Section: BACK

Field

SET_REINT
BLKAPPT.SET_REINT

Description: Set up DSMD reinterview variables

Form Pane Label:

SAS Name:

Tag Name:

Inherited Universe:

Universe:

Universe Description:

Question Text:

Type: Classification

Length: 0

Don't Know

Refuse

Empty

On Input

On Output

Store Instructions: 1. Set/Reset Qcresp to empty in case the FR backs up and changes the answer to RESPON. (There should only be 1 person with QCresp = 1.)

Set QCresp(1-30) = EMPTY

2. Set QCRESP and RESPNAME based on answer to RESPON
{main respondent question in the back}

```
IF Respon = RESPONSE and Respon <> 95 THEN
```

```
IF Outcome <> '200' and Outcome <> '202' and
```

```
Outcome <> '204' and Outcome <> '0' and
```

```
Outcome <> empty THEN
```

```
CC.Unit2.Person[ord(respon)].QCresp := '1'
```

```
Respname := CC.Unit2.Person[ord(respon)].name
```

```
ENDIF
```

```
ENDIF
```

3. Set ADULT_CU: If CU_CODE <> 3 and CU_CODE <> 4 for ALL persons with

HH_MEM=1, store 1 in ADULT_CU, else store 0 in ADULT_CU.

Array:

Special Instructions: Note: Set up re-interview variables

Skip Instructions: Exit Instrument

Report Section: BACK

Field

TYPERE1
BLKAPPT.TYPERE1

Description: Types of records used - Bills

Form Pane Label:

SAS Name: TYPERE1

Tag Name:

Inherited Universe:

Universe:

Universe Description:

Question Text:

Type: Integer

Length: 1

Min: 1

Max: 1

- Don't Know
- Refuse
- Empty

- On Input
- On Output

Array:

Special Instructions: NOTE: See TYPERECS for how to set this field

Instrument SAS Name: TYPERE1

Destination Data Set: FMIS

Sponsor Field Type: C

Report Section: BACK

TYPERE2

BLKAPPT.TYPERE2

Field

Description: Types of records used - Checkbook ledger or stubs

Form Pane Label:

SAS Name: TYPERE2

Tag Name:

Inherited Universe:

Universe:

Universe Description:

Question Text:

Type: Integer

Length: 1

Min: 2

Max: 2

- Don't Know
- Refuse
- Empty

- On Input
- On Output

Array:

Special Instructions: NOTE: See TYPERECS for how to set this field

Instrument SAS Name: TYPERE2

Destination Data Set: FMIS

Sponsor Field Type: C

Report Section: BACK

Field

TYPERECS
BLKAPPT.TYPERECS

Description: Types of records used - Canceled Checks

Form Pane Label:

SAS Name: TYPERECS

Tag Name:

Inherited Universe:

Universe:

Universe Description:

Question Text:

Type: Integer

Length: 1

Min: 3

Max: 3

- Don't Know
- Refuse
- Empty

- On Input
- On Output

Array:

Special Instructions: NOTE: See TYPERECS for how to set this field

Instrument SAS Name: TYPERECS

Destination Data Set: FMIS

Sponsor Field Type: C

Report Section: BACK

TYPERE4

BLKAPPT.TYPERE4

Field

Description: Types of records used - Receipts of purchase (sales slips)

Form Pane Label:

SAS Name: TYPERE4

Tag Name:

Inherited Universe:

Universe:

Universe Description:

Question Text:

Type: Integer

Length: 1

Min: 4

Max: 4

- Don't Know
- Refuse
- Empty

- On Input
- On Output

Array:

Special Instructions: NOTE: See TYPERECS for how to set this field

Instrument SAS Name: TYPERE4

Destination Data Set: FMIS

Sponsor Field Type: C

Report Section: BACK

Field

TYPERECS
BLKAPPT.TYPERECS

Description: Types of records used - Home File

Form Pane Label:

SAS Name: TYPERECS

Tag Name:

Inherited Universe:

Universe:

Universe Description:

Question Text:

Type: Integer

Length: 1

Min: 5

Max: 5

- Don't Know
- Refuse
- Empty

- On Input
- On Output

Array:

Special Instructions: NOTE: See TYPERECS for how to set this field

Instrument SAS Name: TYPERECS

Destination Data Set: FMIS

Sponsor Field Type: C

Report Section: BACK

TYPERC6

BLKAPPT.TYPERC6

Field

Description: Types of records used - Contracts of agreement

Form Pane Label:

SAS Name: TYPERC6

Tag Name:

Inherited Universe:

Universe:

Universe Description:

Question Text:

Type: Integer

Length: 1

Min: 6

Max: 6

- Don't Know
- Refuse
- Empty

- On Input
- On Output

Array:

Special Instructions: NOTE: See TYPERECS for how to set this field

Instrument SAS Name: TYPERC6

Destination Data Set: FMIS

Sponsor Field Type: C

Report Section: BACK

Field

TYPREC7
BLKAPPT.TYPREC7

Description: Types of records used - Bank Statements

Form Pane Label:

SAS Name: TYPREC7

Tag Name:

Inherited Universe:

Universe:

Universe Description:

Question Text:

Type: Integer

Length: 1

Min: 7

Max: 7

- Don't Know
- Refuse
- Empty

- On Input
- On Output

Array:

Special Instructions: NOTE: See TYPRECS for how to set this field

Instrument SAS Name: TYPREC7

Destination Data Set: FMIS

Sponsor Field Type: C

Report Section: BACK

TYPERC8

BLKAPPT.TYPERC8

Field

Description: Types of records used - Other

Form Pane Label:

SAS Name: TYPERC8

Tag Name:

Inherited Universe:

Universe:

Universe Description:

Question Text:

Type: Integer

Length: 1

Min: 8

Max: 8

- Don't Know
- Refuse
- Empty

- On Input
- On Output

Array:

Special Instructions: NOTE: See TYPERECS for how to set this field

Instrument SAS Name: TYPERC8

Destination Data Set: FMIS

Sponsor Field Type: C

Report Section: BACK

Field

TYPERE9
BLKAPPT.TYPERE9

Description: Types of records used - None

Form Pane Label:

SAS Name: TYPERE9

Tag Name:

Inherited Universe:

Universe:

Universe Description:

Question Text:

Type: Integer

Length: 1

Min: 9

Max: 9

- Don't Know
- Refuse
- Empty

- On Input
- On Output

Array:

Special Instructions: NOTE: See TYPERECS for how to set this field

Instrument SAS Name: TYPERE9

Destination Data Set: FMIS

Sponsor Field Type: C

Report Section: BACK

MOSTINT

BLKAPPT.MOSTINT

Field

Description: How Interviewed for CIDA

Form Pane Label:

SAS Name:

Tag Name:

Inherited Universe:

Universe:

Universe Description:

Question Text:

Type: String

Length: 5

- Don't Know
- Refuse
- Empty

- On Input
- On Output

Array:

Special Instructions: IF HOW_INTV = 1 or HOW_INTV = 2 or HOW_INTV = 3 then
set MOSTINT = 'PV' and INTMETH = 1
ELSEIF HOW_INTV = 4 then set MOSTINT = 'PVTEL' and INTMETH = 1
ELSEIF HOW_INTV = 5 or HOW_INTV = 6 then
set MOSTINT = 'TEL' and INTMETH = 2
ELSEIF TELPV = 1 then set MOSTINT = 'PV' and INTMETH = 1
ELSEIF TELPV = 2 then set INTMOST = 'TEL' and INTMETH = 2

Field

INTMETH
BLKAPPT.INTMETH

Description: Method of how most of the interview was conducted for CIDA

Form Pane Label:

SAS Name:

Tag Name:

Inherited Universe:

Universe:

Universe Description:

Question Text:

Type: Integer

Length: 1

Min: 1

Max: 2

- Don't Know
- Refuse
- Empty

- On Input
- On Output

Array:

Special Instructions: See INTMOST for how this variable is set

RECSECT
BLKAPPT.RECSECT

Field

Description: Which sections records were used for CIDA

Form Pane Label:

SAS Name:

Tag Name:

Inherited Universe:

Universe:

Universe Description:

Question Text:

Type: String

Length: 66

- Don't Know
- Refuse
- Empty

- On Input
- On Output

Store Instructions: Set RECSECT = RSECTN (Example: 2,3,10)

Array:

Field

BOOK
BLKAPPT.BOOK

Description: How often was info book used for CIDA

Form Pane Label:

SAS Name:

Tag Name:

Inherited Universe:

Universe:

Universe Description:

Question Text:

Type: String

Length: 1

- Don't Know
- Refuse
- Empty

- On Input
- On Output

Array:

Special Instructions: IF INFOBOOK = Always {1} or INFOBOOK = Mostofthetime {2} or INFOBOOK = Occasionally {3}
then set BOOK = 'Y'

ELSEIF INFOBOOK = Neveroralmostnever {4} or INFOBOOK = NoInfoBooklet {5}
then set BOOK = 'N'

Language_CP

BLKAPPT.Language_CP

Field

Description: Language of Interview spoken by respondent for CIDA

Form Pane Label:

SAS Name:

Tag Name:

Inherited Universe:

Universe:

Universe Description:

Question Text:

Type: Integer

Length: 2

Min: 1

Max: 27

- Don't Know
- Refuse
- Empty

- On Input
- On Output

Array:

Special Instructions: IF LANGUAGE = English {1} then set LANGUAGE_CP = '11' and CARI_LanguageFlag = '1'

ELSEIF LANGUAGE = Spanish {2} then set LANGUAGE_CP = '12' and CARI_LanguageFlag = '2'

ELSEIF LANGUAGE = Other {3} then set LANGUAGE_CP = '27'

Field

CARI_LanguageFlag
BLKAPPT.CARI_LanguageFlag

Description:

Form Pane Label:

SAS Name:

Tag Name:

Inherited Universe:

Universe:

Universe Description:

Question Text:

Type: Integer

Length: 1

Min:

Max:

- Don't Know
- Refuse
- Empty

- On Input
- On Output

Array:

Special Instructions: See Language_CP for instructions

FINCONDT

FINCONDT

Field

Description: Date of final contact (in format DDMMYYYY)

Form Pane Label:

SAS Name: FINCONDT

Tag Name:

Inherited Universe:

Universe:

Universe Description:

Question Text:

Type: String

Length: 8

Don't Know

Refuse

Empty

On Input

On Output

Array:

Special Instructions: NOTE: Date the instrument was last touched
(BLS administrative data)

See DONE for how to set this field

DATE is set as a european date with day first and
then month.

Instrument SAS Name: FINCONDT

Destination Data Set: FMIS

Sponsor Field Type: C

Report Section: BACK

Field

FINFRCDE
FINFRCDE

Description: Last FR to touch the case

Form Pane Label:

SAS Name: FINFRCDE

Tag Name:

Inherited Universe:

Universe:

Universe Description:

Question Text:

Type: String

Length: 8

- Don't Know
- Refuse
- Empty

- On Input
- On Output

Array:

Special Instructions: NOTE: Last FR to touch the case. (BLS Administrative data)

See DONE for how to set this field

Instrument SAS Name: FINFRCDE

Destination Data Set: FMIS

Sponsor Field Type: C

Report Section: BACK

BCHI
BCHI

Block

Description: CHI

Tab Name:

Fly Over Name:

Universe Type: If

Inherited Universe:

Universe: All

Universe Description:

Array:

Block Instructions:

Field

CTATEMPT
CTATEMPT

Description: Describe contact attempt

Form Pane Label: Continue CHI / Exit

SAS Name: CNTCTYP

Tag Name: CTATEMPT

Inherited Universe:

Universe:

Universe Description:

Question Text: * CONTACT HISTORY INSTRUMENT

* Describe this contact attempt.

Type: Enumerated

Length: 1

Answer List: TCTATEMPT

Value:	Mnemonic:	Description:
1	Personal	Personal visit
2	TelephoneO	Telephone (outgoing)
3	TelephoneI	Telephone (incoming)
4	Research	Not attempting contact
6	TextEmail	Text or Email

- Don't Know
- Refuse
- Empty

- On Input
- On Output

Store Instructions: IF CTATEMPT = 6 then when the case is exited it is recoded as follows:
If TEXTEMAIL = 3 then set CTATEMPT = 7 (Text Message Incoming)
If TEXTEMAIL = 2 then set CTATEMPT = 8 (Email Outgoing)
If TEXTEMAIL = 4 then set CTATEMPT = 9 (Email Incoming)
If TEXTEMAIL = 1 then CTATEMPT will stay a 6 (text message outgoing)

Array:

Special Instructions: 7/2022: Added answer option 6

Skip Instructions: 1-3,6: Goto TIMEOFCT

4: Goto NOATTEMPT

Instrument SAS Name: CTATEMPT

Destination Data Set: CHAI

Sponsor Field Type: C

Report Section: CHI

Field

TIMEOFCT
TIMEOFCT

Description: Immediate Attempt

Form Pane Label: Immediate Attempt

SAS Name:

Tag Name: TIMEOFCT

Inherited Universe:

Universe: CTATEMPT = Personal {1} or CTATEMPT = TelephoneO {2} or CTATEMPT = TelephoneI {3} or CTATEMPT = TextEmail {6}

Universe Description:

Question Text: * TIME OF CONTACT

* Are you entering the Contact History Instrument at the time of a contact attempt?

Type: Enumerated

Length: 1

Answer List: TYesNo

Value:	Mnemonic:	Description:
1	Yes	Yes
2	No	No

- Don't Know
- Refuse
- Empty

- On Input
- On Output

Store Instructions: Set calldate and calltime variables

IF TIMEOFCT = 1 then:

Set CALLDATE = system date/time in the format
MMDDYYYYHHMM

Set CALLMnth, CALLDAY, CALLYEAR = system date

Set CALLTIME = System time

Array:

Skip Instructions: 1: IF CTATEMPT = 6 then goto TEXTEMAIL
ELSE goto CASECONTACT

2: Goto FR_DATE

Instrument SAS Name: TIMEOFCT

Destination Data Set: CHAI

Report Section: CHI

Field

FR_DATE
FR_DATE

Description: Date

Form Pane Label: Date

SAS Name:

Tag Name: FR_DATE

Inherited Universe:

Universe: TIMEOFCT = No {2}

Universe Description: Not entering CHI at the time of contact

Question Text: * DATE OF CONTACT

* Enter the date of the contact attempt in MM/DD/YYYY format

Type: String

Length: 8

- Don't Know
- Refuse
- Empty

- On Input
- On Output

Store Instructions: Set FRMNTH = FR_DATE[1:2]

FRDAY = FR_DATE[3:4]

FRYEAR = FR_DATE[5:8]

Array:

Special Instructions: Prefill FR_DATE with current date and allow FR to change

Skip Instructions: Goto FRTIME

Instrument SAS Name: FR_DATE

Destination Data Set: CHAI

Sponsor Field Type: C

Report Section: CHI

FRTIME

Field

FRTIME

Description: Time

Form Pane Label: Time

SAS Name: FRTIME

Tag Name: FRTIME

Inherited Universe:

Universe: FR_DATE = RESPONSE

Universe Description:

Question Text: * TIME OF CONTACT

* Enter the time of the contact attempt in HH:MM am/pm format

Type: String

Length: 4

- Don't Know
- Refuse
- Empty

- On Input
- On Output

Array:

Skip Instructions: IF CTATEMPT = 6 then goto TEXTEMAIL
ELSE goto CASECONTACT

Instrument SAS Name: FRTIME

Destination Data Set: CHAI

Sponsor Field Type: C

Report Section: CHI

Field

NOATTEMPT
NOATTEMPT

Description: What were you doing?

Form Pane Label: Not Attempting Contact

SAS Name:

Tag Name: NOATTEMPT

Inherited Universe:

Universe: CTATTEMPT = Research {4}

Universe Description:

Question Text: * NOT ATTEMPTING CONTACT

- * What were you doing?
- * Enter all that apply, separate with commas.

Type: Enumerated

Length: 2

Answer List: TNoattempt

Value:	Mnemonic:	Description:
1	Reviewing	Reviewing or changing case information
2	Readying	Readying case for transmission
3	Locating	Locating activities (canvassing, management or government office, FastData, LiMA, etc.)
4	Verification	Verification of Type B/C
5	Opened	Opened case/ CHI by mistake
99	Other	Other - specify

- Don't Know
- Refuse
- Empty

- On Input
- On Output

Array:

Special Instructions: NOTE: This variable is not output. The output variables for this question are

NOATTEMPT_1 - NOATTEMPT_99

1/2014: Question added

4/2017: Removed option 3 "Doing ACS geocode verification"
Changed "ALMI" to "Lima" in option 4

Skip Instructions: 1-6: Exit CHI

99: Goto SPECNOATTEMPT

Instrument SAS Name: NOATTEMPT

Destination Data Set: CHAI

Report Section: CHI

Field

SPECNOATTEMPT
SPECNOATTEMPT

Description: Specify other activitied

Form Pane Label: Other Activities

SAS Name:

Tag Name: SPECNOATTEMPT

Inherited Universe:

Universe: NOATTEMPT = Other {99}

Universe Description:

Question Text: * OTHER NOT ATTEMPTING CONTACT

* Specify other activites you were doing

Type: String

Length: 80

- Don't Know
- Refuse
- Empty

- On Input
- On Output

Array:

Special Instructions: NOTE: Due to possible PII, do NOT output to BLS

1/2014: Question Added

Skip Instructions: Exit CHI

Instrument SAS Name: SPECNOATTEMPT

Destination Data Set: CHAI

Report Section: CHI

CASECONTACT

CASECONTACT

Field

Description: Contact or Noncontact

Form Pane Label: Contact or Noncontact

SAS Name: CTSTATUS

Tag Name: CASECONTACT

Inherited Universe:

Universe: (TIMEOFCT = Yes {1} or FRTIME = RESPONSE) AND (CTATEMPT = Personal {1}
or CTATEMPT = TelephoneO {2} or CTATEMPT = TelephoneI {3})

Universe Description:

Question Text: * CONTACT OR NONCONTACT

* Select the category that best describes this attempt.

Type: Enumerated

Length: 1

Answer List: TCaseContact

Value:	Mnemonic:	Description:
1	Sample	Contact with sample unit member
2	Nonsample	Contact with NON-SAMPLE unit member
3	Noncontact	Noncontact

- Don't Know
- Refuse
- Empty

- On Input
- On Output

Array:

Skip Instructions: 1: Goto CTTYPE

2,3: IF CTATEMPT = 1 then goto NCTPER
ELSE goto NCTTEL

Instrument SAS Name: CASECONTACT

Destination Data Set: CHAI

Sponsor Field Type: C

Report Section: CHI

CTTYPE

Field

CTTYPE

Description: Contact

Form Pane Label: Contact

SAS Name: CTTYPE

Tag Name: CTTYPE

Inherited Universe:

Universe: CASECONTACT = Sample {1}

Universe Description:

Question Text: * CONTACT

* Select the category that best describes this contact attempt.

Type: Enumerated

Length: 1

Answer List: TCTTYPE

Value:	Mnemonic:	Description:
1	Completed	Completed Case (Interview, Sufficient Partial, Type A/B/C/D, Vacant Interview, Temp Occupied Interview) - Ready to Transmit
2	Partial	Partial interview - follow-up required
3	Unable	Unable to conduct interview

- Don't Know
- Refuse
- Empty

- On Input
- On Output

Array:

Special Instructions: 04/2017: Added "(Interview, Sufficient Partial, Type A/B/C/D, Vacant Interview, Temp Occupied Interview)" to answer option 1

Skip Instructions: 1: Goto RSPNDENT

2,3: Goto NONINTER

Instrument SAS Name: CTTYPE

Destination Data Set: CHAI

Sponsor Field Type: C

Report Section: CHI

NONINTER

NONINTER

Field

Description: Partial/Unable to Conduct

Form Pane Label: Partial/Unable to Conduct

SAS Name:

Tag Name: NONINTER

Inherited Universe:

Universe: CTTYPE = Paritial {2} OR CTTYPE = Unable {3}

Universe Description:

Question Text: * PARTIAL INTERVIEW OR UNABLE TO CONDUCT INTERVIEW

- * Select the categories that describe why you were not able to conduct or complete the interview during this contact attempt.
- * Enter all that apply, separate with commas.

Type: Set

Max Number of Values: 7

Length: 1

Answer List: TNONINTER

Value:	Mnemonic:	Description:
1	Eligible	Eligible person not available
2	Inconvenient	Inconvenient time
3	Respondent	Respondent is reluctant
4	Language	Language problem - specify
5	Health	Health problem
6	PaperPlace	Successful paper questionnaire placement / pick-up
99	Other	Other - specify

- Don't Know
- Refuse
- Empty

- On Input
- On Output

Array:

Special Instructions: In the answer list options, insert a blank line between option 6 and 99.

NOTE: This variable is not output. The output variables for this question are NONINTER_1 - NONINTER_99

Skip Instructions: 1-3,5,6: Goto RSPNDENT

4: Goto cLANGUAGE

99: Goto CTOTHER

Instrument SAS Name: NONINTER

Destination Data Set: CHAI

Report Section: CHI

CTOTHER

CTOTHER

Field

Description: Other Contact Category

Form Pane Label: Unable to conduct

SAS Name:

Tag Name: CTOTHER

Inherited Universe:

Universe: Other {99} IN NONINTER

Universe Description:

Question Text: * OTHER SPECIFY - PARTIAL INTERVIEW OR UNABLE TO CONDUCT INTERVIEW

* Specify the reason for not completing the interview during this contact attempt.

Type: String

Length: 80

- Don't Know
- Refuse
- Empty

- On Input
- On Output

Array:

Special Instructions: NOTE: Due to possible PII, do NOT output to BLS

Skip Instructions: Goto RSPNDENT

Instrument SAS Name: CTOTHER

Destination Data Set: CHAI

Report Section: CHI

Field

cLANGUAGE
cLANGUAGE

Description: language

Form Pane Label: Language

SAS Name:

Tag Name: cLANGUAGE

Inherited Universe:

Universe: Language {4} IN NONINTER

Universe Description:

Question Text: * LANGUAGE

- * Select the categories that describe this language situation.
- * Enter all that apply, separate with commas.

Type: Set

Max Number of Values: 5

Length: 1

Answer List: TLANG(CHI)

Value:	Mnemonic:	Description:
1	Specify	Specify language or dialect
2	Nomember	No household member able to translate
3	ContactRO	Contact RO/FS about language problem
4	Unable	Unable to find translator
5	Notimeleft	No time left to find translator

- Don't Know
- Refuse
- Empty

- On Input
- On Output

Array:

Special Instructions: NOTE: This variable is not output. The output variables for this question are cLANGUAGE_1 - cLANGUAGE_5

04/: Changed "RO" to "RO/FS" in answer option 3

Skip Instructions: IF 1 is selected then goto LANGLIST

ELSE goto RSPNDENT

Instrument SAS Name: cLANGUAGE

Destination Data Set: CHAI

Report Section: CHI

Field

LANGLIST
LANGLIST

Description: Language List

Form Pane Label: Language List

SAS Name: LANGLIST

Tag Name: LANGLIST

Inherited Universe:

Universe: Specify {1} IN cLANGAUGE

Universe Description:

Question Text: * LANGUAGE LIST

* Specify language or dialect.

Type: Enumerated

Length: 2

Answer List: TLANGLIST

Value:	Mnemonic:	Description:
11	Spanish	Spanish
12	Arabic	Arabic
13	Chinese	Chinese
14	French	French
15	German	German
16	Greek	Greek
17	Italian	Italian
18	Japanese	Japanese
19	Korean	Korean
20	Polish	Polish
21	Portuguese	Portuguese
22	Russian	Russian
23	Tagalog	Tagalog
24	Urdu	Urdu
25	Vietnamese	Vietnamese
97	OtherProblem	Other problem - hard of hearing
98	Unknown	Unknown language

99	Other	Other
----	-------	-------

- Don't Know
- Refuse
- Empty

- On Input
- On Output

Array:

Skip Instructions: 11-25, 97, 98: Goto RSPNDENT

99: Goto SPECLANG

Instrument SAS Name: LANGLIST

Destination Data Set: CHAI

Sponsor Field Type: C

Report Section: CHI

Date Implemented (YYYY-MM-DD): 10/2013

Field

SPECLANG
SPECLANG

Description: Specify Language/Dialect

Form Pane Label: Specify language / Dialect

SAS Name:

Tag Name: SPECLANG

Inherited Universe:

Universe: LANGLIST = Other {99}

Universe Description:

Question Text: * SPECIFY LANGUAGE OR DIALECT.

Type: String

Length: 80

- Don't Know
- Refuse
- Empty

- On Input
- On Output

Array:

Special Instructions: NOTE: Due to possible PII, do NOT output to BLS

Skip Instructions: Goto RSPNDENT

Instrument SAS Name: SPECLANG

Destination Data Set: CHAI

Report Section: CHI

TEXTEMAIL

TEXTEMAIL

Field

Description: Text or Email

Form Pane Label: Text or Email

SAS Name: TXTEML

Tag Name: TEXTEMAIL

Inherited Universe:

Universe: CTATEMPT = TextEmail {6}

Universe Description:

Question Text: * TEXT MESSAGE OR EMAIL

* Select the type of Text or Email message:

Type: Enumerated

Length: 1

Answer List: TTextEmail

Value:	Mnemonic:	Description:
1	Outgoing_Text	Outgoing text
2	Outgoing_Email	Outgoing email
3	Incoming_Text	Incoming text
4	Incoming_Email	Incoming email

- Don't Know
- Refuse
- Empty

- On Input
- On Output

Array:

Special Instructions: 07/2022: Question Added

Skip Instructions: 1,2: Goto TEXTEMAILOUT

3,4: Goto TEXTEMAILIN

Instrument SAS Name: TEXTEMAIL

Destination Data Set: CHAI

Sponsor Field Type: C

Report Section: CHI

Date Implemented (YYYY-MM-DD): July 2022

TEXTEMAILOUT

TEXTEMAILOUT

Field

Description: Purpose of the Outgoing Text/Email message

Form Pane Label: Outgoing Text or Email

SAS Name:

Tag Name: TEXTEMAILOUT

Inherited Universe:

Universe: TEXTEMAIL = Outgoing_Text {1} or TEXTEMAIL = Outgoing_Email {2}

Universe Description:

Question Text: ♦ [OUTGOING TEXT MESSAGE OR EMAIL](#)

- ♦ **What was the purpose of the Outgoing Text / Email message?**
- ♦ **Enter all that apply, separate with commas.**

Type: Set

Max Number of Values: 7

Length: 1

Answer List: TTEXTEMAILOUT

Value:	Mnemonic:	Description:
1	ApptRemind	Appointment reminder / Confirmation
2	ReqAppt	Request appointment
3	ProvideInfo	Provide requested information / Links
4	Reminder	Reminder for a returning case
5	TE_nonresponse	Text / Email non-response
6	TE_Notvalid	Text / Email not valid
7	Other	Other

- Don't Know
- Refuse
- Empty

- On Input
- On Output

Array:

Special Instructions: NOTE: This variable is not output. The output variables for this question are
TEXTEMAILOUT_1 - TEXTEMAILOUT_99

07/2022: Question added

Skip Instructions: IF 7 is selected then goto TEXTEMAILOUT_OTH

All others goto RSPNDENT

Instrument SAS Name: TEXTEMAILOUT

Destination Data Set: CHAI

Report Section: CHI

TEXTEMAILOUT_OTH

TEXTEMAILOUT_OTH

Field

Description: Specify the purpose of the Outgoing Text/Email message

Form Pane Label: Text or Email Specify

SAS Name:

Tag Name: TEXTEMAILOUT_OTH

Inherited Universe:

Universe: Other {7} IN TEXTEMAILOUT

Universe Description:

Question Text: * OUTGOING TEXT MESSAGE OR EMAIL SPECIFY

* Specify the purpose of the Outgoing Text / Email message.

Type: String

Length: 80

- Don't Know
- Refuse
- Empty

- On Input
- On Output

Array:

Special Instructions: NOTE: Due to possible PII, do NOT output to BLS

07/2022: Question added

Skip Instructions: Goto RSPNDENT

Instrument SAS Name: TEXTEMAILOUT_OTH

Destination Data Set: CHAI

Report Section: CHI

Field

TEXTEMAILIN
TEXTEMAILIN

Description: Purpose of the Incoming Text/Email message

Form Pane Label: Incoming Text or EMail

SAS Name:

Tag Name: TEXTEMAILIN

Inherited Universe:

Universe: TEXTEMAIL = Incoming_Text {3} or TEXTEMAIL = Incoming_Email {4}

Universe Description:

Question Text: ♦ INCOMING TEXT MESSAGE OR EMAIL

- ♦ What was the purpose of the Incoming Text / Email message?
- ♦ Enter all that apply, separate with commas.

Type: Set

Max Number of Values: 6

Length: 1

Answer List: TTEXTEMAILIN

Value:	Mnemonic:	Description:
1	SchAPpt	Schedule appointment
2	RespondToCall	Responding to Call / Email / Text / Letter
3	Refused	Refused
4	NoTextEmail	Asked for no additional texts or emails
5	AskedQuestion	Asked question or requested more information
6	Other	Other

- Don't Know
- Refuse
- Empty

- On Input
- On Output

Array:

Special Instructions: NOTE: This variable is not output. The output variables for this question are
TEXTEMAILIN 1 - TEXTEMAILIN 99

07/2022: Question added

Skip Instructions: IF 6 is selected then goto TEXTEMAILIN_OTH

ELSE goto TEXTMAILSENDER

Instrument SAS Name: TEXTEMAILIN

Destination Data Set: CHAI

Report Section: CHI

Field

TEXTEMAILIN_OTH
TEXTEMAILIN_OTH

Description: Specify the purpose of the Incoming Text/Email message

Form Pane Label: Text or Email Specify

SAS Name:

Tag Name: TEXTEMAILIN_OTH

Inherited Universe:

Universe: Other {6} IN TEXTEMAILIN

Universe Description:

Question Text: ♦ INCOMING TEXT MESSAGE OR EMAIL SPECIFY

♦ Specify the purpose of the Incoming Text / Email message.

Type: String

Length: 80

- Don't Know
- Refuse
- Empty

- On Input
- On Output

Array:

Special Instructions: NOTE: Due to possible PII, do NOT output to BLS

07/2022: Question added

Skip Instructions: Goto TEXMAILSENDER

Instrument SAS Name: TEXTEMAILIN_OTH

Destination Data Set: CHAI

Report Section: CHI

TEXTMAILSENDER

Field

TEXTMAILSENDER

Description: Who sent the Text or Email message

Form Pane Label: Who Sent

SAS Name:

Tag Name: TEXTMAILSENDER

Inherited Universe:

Universe: TEXTEMAIL = Incoming_Text {3} or TEXTEMAIL = Incoming_Email {4}

Universe Description:

Question Text: ♦ INCOMING TEXT MESSAGE OR EMAIL

♦ Who sent the Text or Email message?

Type: Enumerated

Length: 1

Answer List: TTEXTMAILSENDER

Value:	Mnemonic:	Description:
1	SampResp	Sample unit member / Respondent
2	NonSM	Non-Sample unit member / Proxy

- Don't Know
- Refuse
- Empty

- On Input
- On Output

Array:

Special Instructions: NOTE: This questions data is output under CASECONTACT
If TEXTMAILSENDER = 1 then set CASECONTACT = 1 (Contact with sample unit member)
If TEXTMAILSENDER = 2 then set casecontact = 2 (Contact with non-sample unit member)

07/2022: Question added

Skip Instructions: Goto RSPNDENT

Instrument SAS Name: TEXTMAILSENDER

Destination Data Set: CHAI

Report Section: CHI

Date Implemented (YYYY-MM-DD): July 2022

RSPNDENT

RSPNDENT

Field

Description: Concern/Behavior/Reluctance

Form Pane Label: Concern/Behavior/Reluctance

SAS Name:

Tag Name: RSPNDENT

Inherited Universe:

Universe: CTTYPE = Completed {1} OR NONINTER = RESPONSE OR TEXTEMAIL = RESPONSE

Universe Description:

Question Text: * CONCERN / BEHAVIOR / RELUCTANCE

- * Select the categories that describe respondent concerns, behaviors, or reluctance during this contact attempt.
- * Enter all that apply, separate with commas.

Type: Set

Max Number of Values: 17

Length: 2

Answer List: TRSPNDENT

Value:	Mnemonic:	Description:
1	NotInterested	Not interested
2	TooBusy	Too busy
3	Interview	Interview takes too much time
4	Scheduling	Scheduling difficulties
5	Survey	Survey is voluntary
6	Privacey	Privacy concerns
7	AntiGovernment	Local / State / Federal government concerns
8	DoesNot	Asks questions about the survey
9	HangUp	Hang-up / slams door on Fr
10	Hostile	Hostile or threatens FR
11	Family	Family issues (death, illness, block participation in survey)
12	Gave	Gave that information last time
13	AskedToo	Asked too many personal questions last time

14	TooMany	Too many interviews
15	IntendsTo	Intends to quit survey
98	NoConcerns	No concerns
99	Other	Other - specify

- Don't Know
- Refuse
- Empty

- On Input
- On Output

Array:

Special Instructions: NOTE: This variable is not output. The output variables for this question are RSPNDENT_1 - RSPNDENT_99

Skip Instructions: IF 99 is selected then goto RSPNDOTH

ELSE goto STRATEGS

Instrument SAS Name: RSPNDENT

Destination Data Set: CHAI

Report Section: CHI

RSPNDOTH

RSPNDOTH

Field

Description: Other Reluctant Respondent Category

Form Pane Label: Other Reluctant Respondent

SAS Name:

Tag Name: RSPNDOTH

Inherited Universe:

Universe: Other {99} IN RSPNDENT

Universe Description:

Question Text: * OTHER CONCERNS/BEHAVIORS/RELUCTANCE

* Specify other concerns/behaviors/reluctance during this contact attempt.

Type: String

Length: 80

- Don't Know
- Refuse
- Empty

- On Input
- On Output

Array:

Special Instructions: NOTE: Due to possible PII, do NOT output to BLS

Skip Instructions: Goto STRATEGS

Instrument SAS Name: RSPNDOTH

Destination Data Set: CHAI

Report Section: CHI

Field

NCTTEL
NCTTEL

Description: Noncontact Telephone attempt

Form Pane Label: Noncontact Telephone attempt

SAS Name:

Tag Name: NCTTEL

Inherited Universe:

Universe: (CASECONTACT = Nonsample {2} or CASECONTACT = Noncontact {3}) AND
(CTATEMPT = TelephoneO {2} or CTATEMPT - Telephonel {3})

Universe Description:

Question Text: ♦ [CONTACT-NONCONTACT / TELEPHONE](#)

- ♦ **Select the categories that describe this telephone contact/noncontact.**
- ♦ **Enter all that apply, separate with commas.**

Type: Set

Max Number of Values: 8

Length: 1

Answer List: TNCTTEL

Value:	Mnemonic:	Description:
1	GotAnswering	Got answering machine/voicemail
2	No	Ring, no answer
3	Busy	Busy Signal
4	Disconnected	Disconnected
5	Wrong	Wrong number
6	ineligible	Spoke with ineligible person
7	message	Respondent left message (voicemail, text message, etc.)
99	Other	Other - specify

- Don't Know
- Refuse
- Empty

- On Input
- On Output

Array:

Special Instructions: NOTE: This variable is not output. The output variables for this question are NCTTEL_1 - NCTTEL_99

04/2017: Added "voicemail" to answer option 1 Added "(voicemail, text message, etc.)" to answer option 7

Skip Instructions: IF 99 is selected then goto NCTTELOT

ELSE goto STRATEGS

Instrument SAS Name: NCTTEL

Destination Data Set: CHAI

Report Section: CHI

Field

NCTTELOT
NCTTELOT

Description: Other Noncontact Telephone Category

Form Pane Label: Other Noncontact

SAS Name:

Tag Name: NCTTELOT

Inherited Universe:

Universe: Other {99} IN NCTTEL

Universe Description:

Question Text: * OTHER Noncontact Telephone Attempt Category

* Specify the details about this telephone noncontact.

Type: String

Length: 80

- Don't Know
- Refuse
- Empty

- On Input
- On Output

Array:

Special Instructions: NOTE: Due to possible PII, do NOT output to BLS

Skip Instructions: Goto STRATEGES

Instrument SAS Name: NCTTELOT

Destination Data Set: CHAI

Report Section: CHI

NCTPER

Field

NCTPER

Description: Noncontact Personal Visit

Form Pane Label: Noncontact Personal Visit

SAS Name:

Tag Name: NCTPER

Inherited Universe:

Universe: (CASECONTACT = Nonsample {2} or CASECONTACT = Noncontact {3}) AND CTATEMPT = Personal {1}

Universe Description:

Question Text: * CONTACT-NONCONTACT / PERSONAL VISIT

- * Select the categories that describe this personal visit contact/noncontact.
- * Enter all that apply, separate with commas.

Type: Set

Max Number of Values: 11

Length: 2

Answer List: TNCTPER

Value:	Mnemonic:	Description:
1	NoOne	No one home / No eligible person home
2	Previous	No one home - pervious note / letter taken
3	Household	Household does not answer door - - evidence someone is home
4	DriveBy	Observe HH from vehicle
5	Unable	Unable to reach / locked gate / buzzer entry
6	Address	Address does not exist / unable to locate
7	OnVacation	On vacation, away from home / at second home
8	Spoke	Spoke with neighbor
9	Building	Building management / doorman contact
10	Completed	Completed case (Type B/C, Vacant interview, or Temporarily Occupied Interview)
99	Other	Other - specify

- Don't Know
- Refuse
- Empty

- On Input
- On Output

Array:

Special Instructions: NOTE: This variable is not output. The output variables for this question are NCTPER_1 - NCTPER_99

04/2017: Added "vacant interview, or Temporarily Occupied Interview" to answer option 10

Skip Instructions: IF 99 is selected then goto NCTPEROT

ELSE goto STRATEGS

Instrument SAS Name: NCTPER

Destination Data Set: CHAI

Report Section: CHI

NCTPEROT

NCTPEROT

Field

Description: Other Noncontact Personal Visit Category

Form Pane Label: Other Noncontact

SAS Name:

Tag Name: NCTPEROT

Inherited Universe:

Universe: Other {99} IN NCTPER

Universe Description:

Question Text: * OTHER Noncontact Personal Visit Category

* Specify the details about this personal visit noncontact.

Type: String

Length: 80

- Don't Know
- Refuse
- Empty

- On Input
- On Output

Array:

Special Instructions: NOTE: Due to possible PII, do NOT output to BLS

Skip Instructions: Goto STRATEGS

Instrument SAS Name: NCTPEROT

Destination Data Set: CHAI

Report Section: CHI

Field

STRATEGGS
 STRATEGGS

Description: Strategies attempted

Form Pane Label: Strategies attempted

SAS Name:

Tag Name: STRATEGGS

Inherited Universe:

Universe: RSPNDENT = RESPONSE OR NCTTEL = RESPONSE or NCTPER = RESPONSE

Universe Description:

Question Text: ♦ STRATEGIES USED ON THIS CONTACT ATTEMPTED

- ♦ Select the categories that describe the strategies used on [this](#) contact attempt.
- ♦ Enter all that apply, separate with commas.

Type: Set

Max Number of Values: 14

Length: 2

Answer List: TSTRATEGGS

Value:	Mnemonic:	Description:
1	Advance	Advance letter given
2	Scheduled	Scheduled appointment
3	LeftNote	Left note / appointment card
4	Left	Left promotional packet / informational brochure
5	Called	Called household
6	LeftMessage	Left message on answering machine/voicemail
7	StakeOut	Waited for respondent
8	Checked	Checked with neighbors
9	Contacted	Contacted other family members
10	ContactedProperty	Contacted property manager doorman
11	incentive	Offered incentive
98	None	No Strategies
99	Other	Other - specify

- Don't Know
- Refuse
- Empty

- On Input
- On Output

Array:

Special Instructions: NOTE: This variable is not output. The output variables for this question are STRATEGS_1 - STRATEGS_99

01/2017: Deleted answer option 12 - CED Double placement

04/2017: Changed 1st FR instruction from "CONTACT STRATEGIES ATTEMPTED" to "STRATEGIES USED ON THIS CONTACT ATTEMPTED"
Added "/voicemail" to answer option 6

Skip Instructions: IF 99 is selected then goto STRATOTH

ELSE exit CHI

Instrument SAS Name: STRATEGS

Destination Data Set: CHAI

Report Section: CHI

Field

STRATOTH
STRATOTH

Description: Other Strategy Attempt Category

Form Pane Label: Other Strategy Attempt Category

SAS Name:

Tag Name: STRATOTH

Inherited Universe:

Universe: Other {99} IN STRATEGS

Universe Description:

Question Text: * OTHER STRATEGY

* Specify the strategy used on this contact attempt.

Type: String

Length: 80

- Don't Know
- Refuse
- Empty

- On Input
- On Output

Array:

Special Instructions: NOTE: Due to possible PII, do NOT output to BLS

Skip Instructions: Exit CHI

Instrument SAS Name: STRATOTH

Destination Data Set: CHAI

Report Section: CHI

CTRLNUM

CTRLNUM

Field

Description: Census Control ID Number

Form Pane Label:

SAS Name:

Tag Name:

Inherited Universe:

Universe:

Universe Description:

Question Text: ** CREATED in Post-Processing **

Type: String

Length: 24

- Don't Know
- Refuse
- Empty

- On Input
- On Output

Array:

Instrument SAS Name: CTRLNUM

Destination Data Set: CHAI

Sponsor Field Type: C

Report Section: CHI

Field

INTPERIOD
INTPERIOD

Description: Interview Period - out variable

Form Pane Label:

SAS Name:

Tag Name:

Inherited Universe:

Universe:

Universe Description:

Question Text:

Type: Integer

Length: 6

Min:

Max:

- Don't Know
- Refuse
- Empty

On Input

On Output

Array:

Instrument SAS Name: INTPERIOD

Destination Data Set: CHAI

Sponsor Field Type: N

Report Section: CHI

INTNMBR

Field

INTNMBR

Description: Interview Number

Form Pane Label:

SAS Name: INTERI

Tag Name:

Inherited Universe:

Universe:

Universe Description:

Question Text:

Type: String

Length: 1

- Don't Know
- Refuse
- Empty

- On Input
- On Output

Array:

Instrument SAS Name: INTNMBR

Destination Data Set: CHAI

Sponsor Field Type: C

Report Section: CHI

Field

CALLDATE
CALLDATE

Description: Contact Date and Time - Out variable

Form Pane Label:

SAS Name:

Tag Name:

Inherited Universe:

Universe:

Universe Description:

Question Text:

Type: String

Length: 12

- Don't Know
- Refuse
- Empty

- On Input
- On Output

Array:

Special Instructions: NOTE: See TIMEOFCT for how to set this field

System date and time in the format MMDDYYYYHHMM

Instrument SAS Name: CALLDATE

Destination Data Set: CHAI

Sponsor Field Type: C

Report Section: CHI

CALLMNTH

CALLMNTH

Field

Description: Contact Month

Form Pane Label:

SAS Name: CNTCMNTH

Tag Name:

Inherited Universe:

Universe:

Universe Description:

Question Text:

Type: String

Length: 2

- Don't Know
- Refuse
- Empty

- On Input
- On Output

Array:

Special Instructions: NOTE: See TIMEOFCT for how to set this field

Instrument SAS Name: CALLMNTH

Destination Data Set: CHAI

Sponsor Field Type: C

Report Section: CHI

Field

CALLDAY
CALLDAY

Description: Contact Day

Form Pane Label:

SAS Name: CNTCDAY

Tag Name:

Inherited Universe:

Universe:

Universe Description:

Question Text:

Type: String

Length: 2

- Don't Know
- Refuse
- Empty

- On Input
- On Output

Array:

Special Instructions: NOTE: See TIMEOFCT for how to set this field

Instrument SAS Name: CALLDAY

Destination Data Set: CHAI

Sponsor Field Type: C

Report Section: CHI

CALLYEAR

CALLYEAR

Field

Description: Contact Year

Form Pane Label:

SAS Name: CNTCYEAR

Tag Name:

Inherited Universe:

Universe:

Universe Description:

Question Text:

Type: String

Length: 4

- Don't Know
- Refuse
- Empty

- On Input
- On Output

Array:

Special Instructions: NOTE: See TIMEOFCT for how to set this field

Instrument SAS Name: CALLYEAR

Destination Data Set: CHAI

Sponsor Field Type: C

Report Section: CHI

Field

CALLTIME
CALLTIME

Description: Contact Time in hours and minutes

Form Pane Label:

SAS Name: CNTCTIME

Tag Name:

Inherited Universe:

Universe:

Universe Description:

Question Text:

Type: String

Length: 4

- Don't Know
- Refuse
- Empty

- On Input
- On Output

Array:

Special Instructions: NOTE: See TIMEOFCT for how to set this field

Instrument SAS Name: CALLTIME

Destination Data Set: CHAI

Sponsor Field Type: C

Report Section: CHI

FRMNTH

FRMNTH

Field

Description: Month FR Indicated

Form Pane Label:

SAS Name: FRMNTH

Tag Name:

Inherited Universe:

Universe:

Universe Description:

Question Text:

Type: String

Length: 2

- Don't Know
- Refuse
- Empty

- On Input
- On Output

Array:

Special Instructions: NOTE: See FR_DATE for how to set this field

Instrument SAS Name: FRMNTH

Destination Data Set: CHAI

Sponsor Field Type: C

Report Section: CHI

Field

FRDAY
FRDAY

Description: Day FR Indicated

Form Pane Label:

SAS Name: FRDAY

Tag Name:

Inherited Universe:

Universe:

Universe Description:

Question Text:

Type: String

Length: 2

- Don't Know
- Refuse
- Empty

- On Input
- On Output

Array:

Special Instructions: NOTE: See FR_DATE for how to set this field

Instrument SAS Name: FRDAY

Destination Data Set: CHAI

Sponsor Field Type: C

Report Section: CHI

FRYEAR

FRYEAR

Field

Description: Year FR Indicated

Form Pane Label:

SAS Name: FRYEAR

Tag Name:

Inherited Universe:

Universe:

Universe Description:

Question Text:

Type: String

Length: 4

- Don't Know
- Refuse
- Empty

- On Input
- On Output

Array:

Special Instructions: NOTE: See FR_DATE for how to set this field

Instrument SAS Name: FRYEAR

Destination Data Set: CHAI

Sponsor Field Type: C

Report Section: CHI

Field

NOATTEMPT_1
NOATTEMPT_1

Description: Reviewing or changing case information

Form Pane Label:

SAS Name: ATMPT1

Tag Name:

Inherited Universe:

Universe:

Universe Description:

Question Text: ** CREATED in Post-Processing **

Type: Integer

Length: 1

Min: 0

Max: 1

- Don't Know
- Refuse
- Empty

- On Input
- On Output

Array:

Special Instructions: NOTE: Created in post processing based on NOATTEMPT

ADDED 1/2014

Instrument SAS Name: NOATTEMPT_1

Destination Data Set: CHAI

Sponsor Field Type: C

Report Section: CHI

Date Implemented (YYYY-MM-DD): 1/2014

NOATTEMPT_2
NOATTEMPT_2

Field

Description: Readyng case for transmission

Form Pane Label:

SAS Name: ATMPT2

Tag Name:

Inherited Universe:

Universe:

Universe Description:

Question Text: ** CREATED in Post-Processing **

Type: Integer

Length: 1

Min: 0

Max: 1

- Don't Know
- Refuse
- Empty

- On Input
- On Output

Array:

Special Instructions: NOTE: Created in post processing based on NOATTEMPT

ADDED 1/2014

Instrument SAS Name: NOATTEMPT_2

Destination Data Set: CHAI

Sponsor Field Type: C

Report Section: CHI

Field

NOATTEMPT_3
NOATTEMPT_3

Description: Doing ACS geocode verification

Form Pane Label:

SAS Name: ATMPT3

Tag Name:

Inherited Universe:

Universe:

Universe Description:

Question Text: ** CREATED in Post-Processing **

Type: Integer

Length: 1

Min: 0

Max: 1

- Don't Know
- Refuse
- Empty

- On Input
- On Output

Array:

Special Instructions: NOTE: Created in post processing based on NOATTEMPT

Added 1/2014

Instrument SAS Name: NOATTEMPT_3

Destination Data Set: CHAI

Sponsor Field Type: C

Report Section: CHI

NOATTEMPT_4
NOATTEMPT_4

Field

Description: Locating activities

Form Pane Label:

SAS Name: ATMPT4

Tag Name:

Inherited Universe:

Universe:

Universe Description:

Question Text: ** CREATED in Post-Processing **

Type: Integer

Length: 1

Min: 0

Max: 1

- Don't Know
- Refuse
- Empty

- On Input
- On Output

Array:

Special Instructions: NOTE: Created in post processing based on NOATTEMPT

Added 1/2014

Instrument SAS Name: NOATTEMPT_4

Destination Data Set: CHAI

Sponsor Field Type: C

Report Section: CHI

Field

NOATTEMPT_5
NOATTEMPT_5

Description: Verification of Type B/C

Form Pane Label:

SAS Name: ATMPT5

Tag Name:

Inherited Universe:

Universe:

Universe Description:

Question Text: ** CREATED in Post-Processing **

Type: Integer

Length: 1

Min: 0

Max: 1

- Don't Know
- Refuse
- Empty

- On Input
- On Output

Array:

Special Instructions: NOTE: Created in post processing based on NOATTEMPT

Added 1/2014

Instrument SAS Name: NOATTEMPT_5

Destination Data Set: CHAI

Sponsor Field Type: C

Report Section: CHI

NOATTEMPT_6

Field

NOATTEMPT_6

Description: Opened case / CHI by mistake

Form Pane Label:

SAS Name: ATMPT6

Tag Name:

Inherited Universe:

Universe:

Universe Description:

Question Text: ** CREATED in Post-Processing **

Type: Integer

Length: 1

Min: 0

Max: 1

- Don't Know
- Refuse
- Empty

- On Input
- On Output

Array:

Special Instructions: NOTE: Created in post processing based on NOATTEMPT

Added 1/2014

Instrument SAS Name: NOATTEMPT_6

Destination Data Set: CHAI

Sponsor Field Type: C

Report Section: CHI

Field

NOATTEMPT_99
NOATTEMPT_99

Description: Other - specify

Form Pane Label:

SAS Name: ATMP7

Tag Name:

Inherited Universe:

Universe:

Universe Description:

Question Text: ** CREATED in Post-Processing **

Type: Integer

Length: 1

Min: 0

Max: 1

- Don't Know
- Refuse
- Empty

- On Input
- On Output

Array:

Special Instructions: NOTE: Created in post processing based on NOATTEMPT

Added 1/2014

Instrument SAS Name: NOATTEMPT_99

Destination Data Set: CHAI

Sponsor Field Type: C

Report Section: CHI

NONINTER_1

NONINTER_1

Field

Description: Eligible person not available

Form Pane Label:

SAS Name: NONINTR1

Tag Name:

Inherited Universe:

Universe:

Universe Description:

Question Text: ** CREATED in Post-Processing **

Type: Integer

Length: 1

Min: 0

Max: 1

- Don't Know
- Refuse
- Empty

- On Input
- On Output

Array:

Special Instructions: NOTE: Created in post processing based on NONINTER

Instrument SAS Name: NONINTER_1

Destination Data Set: CHAI

Sponsor Field Type: C

Report Section: CHI

Field

NONINTER_2
NONINTER_2

Description: Inconvenient time

Form Pane Label:

SAS Name: NONINTR2

Tag Name:

Inherited Universe:

Universe:

Universe Description:

Question Text: ** CREATED in Post-Processing **

Type: Integer

Length: 1

Min: 0

Max: 1

- Don't Know
- Refuse
- Empty

- On Input
- On Output

Array:

Special Instructions: NOTE: Created in post processing based on NONINTER

Instrument SAS Name: NONINTER_2

Destination Data Set: CHAI

Sponsor Field Type: C

Report Section: CHI

NONINTER_3

NONINTER_3

Field

Description: Respondent is reluctant

Form Pane Label:

SAS Name: NONINTR3

Tag Name:

Inherited Universe:

Universe:

Universe Description:

Question Text: ** CREATED in Post-Processing **

Type: Integer

Length: 1

Min: 0

Max: 1

- Don't Know
- Refuse
- Empty

- On Input
- On Output

Array:

Special Instructions: NOTE: Created in post processing based on NONINTER

Instrument SAS Name: NONINTER_3

Destination Data Set: CHAI

Sponsor Field Type: C

Report Section: CHI

Field

NONINTER_4
NONINTER_4

Description: Language problem - specify

Form Pane Label:

SAS Name: NONINTR4

Tag Name:

Inherited Universe:

Universe:

Universe Description:

Question Text: ** CREATED in Post-Processing **

Type: Integer

Length: 1

Min: 0

Max: 1

- Don't Know
- Refuse
- Empty

- On Input
- On Output

Array:

Special Instructions: NONOTE: Created in post processing based on NONINTER

Instrument SAS Name: NONINTER_4

Destination Data Set: CHAI

Sponsor Field Type: C

Report Section: CHI

NONINTER_5

NONINTER_5

Field

Description: Health problem

Form Pane Label:

SAS Name: NONINTR5

Tag Name:

Inherited Universe:

Universe:

Universe Description:

Question Text: ** CREATED in Post-Processing **

Type: Integer

Length: 1

Min: 0

Max: 1

- Don't Know
- Refuse
- Empty

- On Input
- On Output

Array:

Special Instructions: NOTE: Created in post processing based on NONINTER

Instrument SAS Name: NONINTER_5

Destination Data Set: CHAI

Sponsor Field Type: C

Report Section: CHI

Field

NONINTER_6
NONINTER_6

Description: Successful paper questionnaire placement / pick-up

Form Pane Label:

SAS Name: NONINTR7

Tag Name:

Inherited Universe:

Universe:

Universe Description:

Question Text: ** CREATED in Post-Processing **

Type: Integer

Length: 1

Min: 0

Max: 1

- Don't Know
- Refuse
- Empty

- On Input
- On Output

Array:

Special Instructions: NOTE: Created in post processing based on NONINTER

Instrument SAS Name: NONINTER_6

Destination Data Set: CHAI

Sponsor Field Type: C

Report Section: CHI

NONINTER_99
NONINTER_99

Field

Description: Other unable to conduct interview/partial - specify

Form Pane Label:

SAS Name: NONINTR8

Tag Name:

Inherited Universe:

Universe:

Universe Description:

Question Text: ** CREATED in Post-Processing **

Type: Integer

Length: 1

Min: 0

Max: 1

- Don't Know
- Refuse
- Empty

- On Input
- On Output

Array:

Special Instructions: NOTE: Created in post processing based on NONINTER

Instrument SAS Name: NONINTER_99

Destination Data Set: CHAI

Sponsor Field Type: C

Report Section: CHI

Field

cLANGUAGE_1
cLANGUAGE_1

Description: Specify language or dialoect

Form Pane Label:

SAS Name: LANGUAGE1

Tag Name:

Inherited Universe:

Universe:

Universe Description:

Question Text: ** CREATED in Post-Processing **

Type: Integer

Length: 1

Min: 0

Max: 1

- Don't Know
- Refuse
- Empty

- On Input
- On Output

Array:

Special Instructions: NOTE: Created in post processing based on cLANGUAGE
(IF 1 is selected in cLANGUAGE then LANGUAGECODE_1 = 1
ELSE set LANGUAGECODE_1 = 0)

Instrument SAS Name: cLANGUAGE_1

Destination Data Set: CHAI

Sponsor Field Type: C

Report Section: CHI

cLANGUAGE_2
cLANGUAGE_2

Field

Description: No household member able to translate

Form Pane Label:

SAS Name: LANGUAGE2

Tag Name:

Inherited Universe:

Universe:

Universe Description:

Question Text: ** CREATED in Post-Processing **

Type: Integer

Length: 1

Min: 0

Max: 1

- Don't Know
- Refuse
- Empty

- On Input
- On Output

Array:

Special Instructions: NOTE: Created in post processing based on cLANGUAGE

Instrument SAS Name: cLANGUAGE_2

Destination Data Set: CHAI

Sponsor Field Type: C

Report Section: CHI

Field

cLANGUAGE_3
cLANGUAGE_3

Description: Contact RO/FS about language problem

Form Pane Label:

SAS Name: LANGUAGE3

Tag Name:

Inherited Universe:

Universe:

Universe Description:

Question Text: ** CREATED in Post-Processing **

Type: Integer

Length: 1

Min: 0

Max: 1

- Don't Know
- Refuse
- Empty

- On Input
- On Output

Array:

Special Instructions: NOTE: Created in post processing based on cLANGUAGE

Instrument SAS Name: cLANGUAGE_3

Destination Data Set: CHAI

Sponsor Field Type: C

Report Section: CHI

cLANGUAGE_4
cLANGUAGE_4

Field

Description: Unable to find translator

Form Pane Label:

SAS Name: LANGUAGE4

Tag Name:

Inherited Universe:

Universe:

Universe Description:

Question Text: ** CREATED in Post-Processing **

Type: Integer

Length: 1

Min: 0

Max: 1

- Don't Know
- Refuse
- Empty

- On Input
- On Output

Array:

Special Instructions: NOTE: Created in post processing based on cLANGUAGE

Instrument SAS Name: cLANGUAGE_4

Destination Data Set: CHAI

Sponsor Field Type: C

Report Section: CHI

Field

cLANGUAGE_5
cLANGUAGE_5

Description: No time left to find translator

Form Pane Label:

SAS Name: LANGUAGE5

Tag Name:

Inherited Universe:

Universe:

Universe Description:

Question Text: ** CREATED in Post-Processing **

Type: Integer

Length: 1

Min: 0

Max: 1

- Don't Know
- Refuse
- Empty

- On Input
- On Output

Array:

Special Instructions: NOTE: Created in post processing based on cLANGUAGE

Instrument SAS Name: cLANGUAGE_5

Destination Data Set: CHAI

Sponsor Field Type: C

Report Section: CHI

RSPNDENT_1
RSPNDENT_1

Field

Description: Not interested

Form Pane Label:

SAS Name: RSPDNT01

Tag Name:

Inherited Universe:

Universe:

Universe Description:

Question Text: ** CREATED in Post-Processing **

Type: Integer

Length: 1

Min: 0

Max: 1

- Don't Know
- Refuse
- Empty

- On Input
- On Output

Array:

Special Instructions: NOTE: Created in post processing based on RSPNDENT

Instrument SAS Name: RSPNDENT_1

Destination Data Set: CHAI

Sponsor Field Type: C

Report Section: CHI

Field

RSPNDENT_2
RSPNDENT_2

Description: Too busy

Form Pane Label:

SAS Name: RSPDNT02

Tag Name:

Inherited Universe:

Universe:

Universe Description:

Question Text: ** CREATED in Post-Processing **

Type: Integer

Length: 1

Min: 0

Max: 1

- Don't Know
- Refuse
- Empty

- On Input
- On Output

Array:

Special Instructions: NOTE: Created in post processing based on RSPNDENT

Instrument SAS Name: RSPNDENT_2

Destination Data Set: CHAI

Sponsor Field Type: C

Report Section: CHI

RSPNDENT_3
RSPNDENT_3

Field

Description: Interview takes to much time

Form Pane Label:

SAS Name: RSPDNT03

Tag Name:

Inherited Universe:

Universe:

Universe Description:

Question Text: ** CREATED in Post-Processing **

Type: Integer

Length: 1

Min: 0

Max: 1

- Don't Know
- Refuse
- Empty

- On Input
- On Output

Array:

Special Instructions: NOTE: Created in post processing based on RSPNDENT

Instrument SAS Name: RSPNDENT_3

Destination Data Set: CHAI

Sponsor Field Type: C

Report Section: CHI

Field

RSPNDENT_4
RSPNDENT_4

Description: Scheduling difficulties

Form Pane Label:

SAS Name: RSPDNT05

Tag Name:

Inherited Universe:

Universe:

Universe Description:

Question Text: ** CREATED in Post-Processing **

Type: Integer

Length: 1

Min: 0

Max: 1

- Don't Know
- Refuse
- Empty

- On Input
- On Output

Array:

Special Instructions: NOTE: Created in post processing based on RSPNDENT

Instrument SAS Name: RSPNDENT_4

Destination Data Set: CHAI

Sponsor Field Type: C

Report Section: CHI

RSPNDENT_5

RSPNDENT_5

Field

Description: Survey is voluntary

Form Pane Label:

SAS Name: RSPDNT06

Tag Name:

Inherited Universe:

Universe:

Universe Description:

Question Text: ** CREATED in Post-Processing **

Type: Integer

Length: 1

Min: 0

Max: 1

- Don't Know
- Refuse
- Empty

- On Input
- On Output

Array:

Special Instructions: NOTE: Created in post processing based on RSPNDENT

Instrument SAS Name: RSPNDENT_5

Destination Data Set: CHAI

Sponsor Field Type: C

Report Section: CHI

Field

RSPNDENT_6
RSPNDENT_6

Description: Privacy concerns

Form Pane Label:

SAS Name: RSPDNT07

Tag Name:

Inherited Universe:

Universe:

Universe Description:

Question Text: ** CREATED in Post-Processing **

Type: Integer

Length: 1

Min: 0

Max: 1

- Don't Know
- Refuse
- Empty

- On Input
- On Output

Array:

Special Instructions: NOTE: Created in post processing based on RSPNDENT

Instrument SAS Name: RSPNDENT_6

Destination Data Set: CHAI

Sponsor Field Type: C

Report Section: CHI

RSPNDENT_7
RSPNDENT_7

Field

Description: Local / State / Federal government concerns

Form Pane Label:

SAS Name: RSPDNT08

Tag Name:

Inherited Universe:

Universe:

Universe Description:

Question Text: ** CREATED in Post-Processing **

Type: Integer

Length: 1

Min: 0

Max: 1

- Don't Know
- Refuse
- Empty

- On Input
- On Output

Array:

Special Instructions: NOTE: Created in post processing based on RSPNDENT

Instrument SAS Name: RSPNDENT_7

Destination Data Set: CHAI

Sponsor Field Type: C

Report Section: CHI

Field

RSPNDENT_8
RSPNDENT_8

Description: Asks questions about the survey

Form Pane Label:

SAS Name: RSPDNT09

Tag Name:

Inherited Universe:

Universe:

Universe Description:

Question Text: ** CREATED in Post-Processing **

Type: Integer

Length: 1

Min: 0

Max: 1

- Don't Know
- Refuse
- Empty

- On Input
- On Output

Array:

Special Instructions: NOTE: Created in post processing based on RSPNDENT

Instrument SAS Name: RSPNDENT_8

Destination Data Set: CHAI

Sponsor Field Type: C

Report Section: CHI

RSPNDENT_9

RSPNDENT_9

Field

Description: Hang-up / slams door on FR

Form Pane Label:

SAS Name: RSPDNT11

Tag Name:

Inherited Universe:

Universe:

Universe Description:

Question Text: ** CREATED in Post-Processing **

Type: Integer

Length: 1

Min: 0

Max: 1

- Don't Know
- Refuse
- Empty

- On Input
- On Output

Array:

Special Instructions: NOTE: Created in post processing based on RSPNDENT

Instrument SAS Name: RSPNDENT_9

Destination Data Set: CHAI

Sponsor Field Type: C

Report Section: CHI

Field

RSPNDENT_10
RSPNDENT_10

Description: Hostile or threatens FR

Form Pane Label:

SAS Name: RSPDNT12

Tag Name:

Inherited Universe:

Universe:

Universe Description:

Question Text: ** CREATED in Post-Processing **

Type: Integer

Length: 1

Min: 0

Max: 1

- Don't Know
- Refuse
- Empty

- On Input
- On Output

Array:

Special Instructions: NOTE: Created in post processing based on RSPNDENT

Instrument SAS Name: RSPNDENT_10

Destination Data Set: CHAI

Sponsor Field Type: C

Report Section: CHI

RSPNDENT_11

RSPNDENT_11

Field

Description: Family issues (Death, illness, block participation in survey)

Form Pane Label:

SAS Name: RSPDNT15

Tag Name:

Inherited Universe:

Universe:

Universe Description:

Question Text: ** CREATED in Post-Processing **

Type: Integer

Length: 1

Min: 0

Max: 1

- Don't Know
- Refuse
- Empty

- On Input
- On Output

Array:

Special Instructions: NOTE: Created in post processing based on RSPNDENT

Instrument SAS Name: RSPNDENT_11

Destination Data Set: CHAI

Sponsor Field Type: C

Report Section: CHI

Field

RSPNDENT_12
RSPNDENT_12

Description: Gave that information last time

Form Pane Label:

SAS Name: RSPDNT17

Tag Name:

Inherited Universe:

Universe:

Universe Description:

Question Text: ** CREATED in Post-Processing **

Type: Integer

Length: 1

Min: 0

Max: 1

- Don't Know
- Refuse
- Empty

- On Input
- On Output

Array:

Special Instructions: NOTE: Created in post processing based on RSPNDENT

Instrument SAS Name: RSPNDENT_12

Destination Data Set: CHAI

Sponsor Field Type: C

Report Section: CHI

RSPNDENT_13
RSPNDENT_13

Field

Description: Asked too many personal questions last time

Form Pane Label:

SAS Name: RSPDNT18

Tag Name:

Inherited Universe:

Universe:

Universe Description:

Question Text: ** CREATED in Post-Processing **

Type: Integer

Length: 1

Min: 0

Max: 1

- Don't Know
- Refuse
- Empty

- On Input
- On Output

Array:

Special Instructions: NOTE: Created in post processing based on RSPNDENT

Instrument SAS Name: RSPNDENT_13

Destination Data Set: CHAI

Sponsor Field Type: C

Report Section: CHI

Field

RSPNDENT_14
RSPNDENT_14

Description: Too many interviews

Form Pane Label:

SAS Name: RSPDNT19

Tag Name:

Inherited Universe:

Universe:

Universe Description:

Question Text: ** CREATED in Post-Processing **

Type: Integer

Length: 1

Min: 0

Max: 1

- Don't Know
- Refuse
- Empty

- On Input
- On Output

Array:

Special Instructions: NOTE: Created in post processing based on RSPNDENT

Instrument SAS Name: RSPNDENT_14

Destination Data Set: CHAI

Sponsor Field Type: C

Report Section: CHI

RSPNDENT_15

RSPNDENT_15

Field

Description: Intends to quit survey

Form Pane Label:

SAS Name: RSPDNT21

Tag Name:

Inherited Universe:

Universe:

Universe Description:

Question Text: ** CREATED in Post-Processing **

Type: Integer

Length: 1

Min: 0

Max: 1

- Don't Know
- Refuse
- Empty

- On Input
- On Output

Array:

Special Instructions: NOTE: Created in post processing based on RSPNDENT

Instrument SAS Name: RSPNDENT_15

Destination Data Set: CHAI

Sponsor Field Type: C

Report Section: CHI

Field

RSPNDENT_98
RSPNDENT_98

Description: No concerns

Form Pane Label:

SAS Name: RSPDNT22

Tag Name:

Inherited Universe:

Universe:

Universe Description:

Question Text: ** CREATED in Post-Processing **

Type: Integer

Length: 1

Min: 0

Max: 1

- Don't Know
- Refuse
- Empty

- On Input
- On Output

Array:

Special Instructions: NOTE: Created in post processing based on RSPNDENT

Instrument SAS Name: RSPNDENT_98

Destination Data Set: CHAI

Sponsor Field Type: C

Report Section: CHI

RSPNDENT_99
RSPNDENT_99

Field

Description: Other - Specify

Form Pane Label:

SAS Name: RSPDNT23

Tag Name:

Inherited Universe:

Universe:

Universe Description:

Question Text: ** CREATED in Post-Processing **

Type: Integer

Length: 1

Min: 0

Max: 1

- Don't Know
- Refuse
- Empty

- On Input
- On Output

Array:

Special Instructions: NOTE: Created in post processing based on RSPNDENT

Instrument SAS Name: RSPNDENT_99

Destination Data Set: CHAI

Sponsor Field Type: C

Report Section: CHI

Field

NCTTEL_1
NCTTEL_1

Description: Got answering machine/voicemail

Form Pane Label:

SAS Name: NCTTEL1

Tag Name:

Inherited Universe:

Universe:

Universe Description:

Question Text: ** CREATED in Post-Processing **

Type: Integer

Length: 1

Min: 0

Max: 1

- Don't Know
- Refuse
- Empty

- On Input
- On Output

Array:

Special Instructions: NOTE: Created in post processing based on NCTTEL

Instrument SAS Name: NCTTEL_1

Destination Data Set: CHAI

Sponsor Field Type: C

Report Section: CHI

NCTTEL_2
NCTTEL_2

Field

Description: Ring no answer

Form Pane Label:

SAS Name: NCTTEL2

Tag Name:

Inherited Universe:

Universe:

Universe Description:

Question Text: ** CREATED in Post-Processing **

Type: Integer

Length: 1

Min: 0

Max: 1

- Don't Know
- Refuse
- Empty

- On Input
- On Output

Array:

Special Instructions: NOTE: Created in post processing based on NCTTEL

Instrument SAS Name: NCTTEL_2

Destination Data Set: CHAI

Sponsor Field Type: C

Report Section: CHI

Field

NCTTEL_3
NCTTEL_3

Description: Busy signal

Form Pane Label:

SAS Name: NCTTEL3

Tag Name:

Inherited Universe:

Universe:

Universe Description:

Question Text: ** CREATED in Post-Processing **

Type: Integer

Length: 1

Min: 0

Max: 1

- Don't Know
- Refuse
- Empty

- On Input
- On Output

Array:

Special Instructions: NOTE: Created in post processing based on NCTTEL

Instrument SAS Name: NCTTEL_3

Destination Data Set: CHAI

Sponsor Field Type: C

Report Section: CHI

NCTTEL_4
NCTTEL_4

Field

Description: Disconnected

Form Pane Label:

SAS Name: NCTTEL4

Tag Name:

Inherited Universe:

Universe:

Universe Description:

Question Text: ** CREATED in Post-Processing **

Type: Integer

Length: 1

Min: 0

Max: 1

- Don't Know
- Refuse
- Empty

- On Input
- On Output

Array:

Special Instructions: NOTE: Created in post processing based on NCTTEL

Instrument SAS Name: NCTTEL_4

Destination Data Set: CHAI

Sponsor Field Type: C

Report Section: CHI

Field

NCTTEL_5
NCTTEL_5

Description: Wrong number

Form Pane Label:

SAS Name: NCTTEL5

Tag Name:

Inherited Universe:

Universe:

Universe Description:

Question Text: ** CREATED in Post-Processing **

Type: Integer

Length: 1

Min: 0

Max: 1

- Don't Know
- Refuse
- Empty

- On Input
- On Output

Array:

Special Instructions: NOTE: Created in post processing based on NCTTEL

Instrument SAS Name: NCTTEL_5

Destination Data Set: CHAI

Sponsor Field Type: C

Report Section: CHI

NCTTEL_6

Field

NCTTEL_6

Description: Spoke with ineligible person**Form Pane Label:****SAS Name:** NCTTEL6**Tag Name:****Inherited Universe:****Universe:****Universe Description:****Question Text:** ** CREATED in Post-Processing ****Type:** Integer**Length:** 1**Min:** 0**Max:** 1

- Don't Know
- Refuse
- Empty

- On Input
- On Output

Array: **Special Instructions:** NOTE: Created in post processing based on NCTTEL**Instrument SAS Name:** NCTTEL_6**Destination Data Set:** CHAI**Sponsor Field Type:** C**Report Section:** CHI

Field

NCTTEL_7
NCTTEL_7

Description: Respondent left message (voicemail, text message, etc.)

Form Pane Label:

SAS Name: NCTTEL7

Tag Name:

Inherited Universe:

Universe:

Universe Description:

Question Text: ** CREATED in Post-Processing **

Type: Integer

Length: 1

Min: 0

Max: 1

- Don't Know
- Refuse
- Empty

- On Input
- On Output

Array:

Special Instructions: NOTE: Created in post processing based on NCTTEL

Instrument SAS Name: NCTTEL_7

Destination Data Set: CHAI

Sponsor Field Type: C

Report Section: CHI

NCTTEL_99

Field

NCTTEL_99

Description: Other - specify

Form Pane Label:

SAS Name: NCTTEL8

Tag Name:

Inherited Universe:

Universe:

Universe Description:

Question Text: ** CREATED in Post-Processing **

Type: Integer

Length: 1

Min: 0

Max: 1

- Don't Know
- Refuse
- Empty

- On Input
- On Output

Array:

Special Instructions: NOTE: Created in post processing based on NCTTEL

Instrument SAS Name: NCTTEL_99

Destination Data Set: CHAI

Sponsor Field Type: C

Report Section: CHI

Field

NCTPER_1
NCTPER_1

Description: No one home / No eligible person home

Form Pane Label:

SAS Name: NCTPER01

Tag Name:

Inherited Universe:

Universe:

Universe Description:

Question Text: ** CREATED in Post-Processing **

Type: Integer

Length: 1

Min: 0

Max: 1

- Don't Know
- Refuse
- Empty

- On Input
- On Output

Array:

Special Instructions: NOTE: Created in post processing based on NCTPER

Instrument SAS Name: NCTPER_1

Destination Data Set: CHAI

Sponsor Field Type: C

Report Section: CHI

NCTPER_2
NCTPER_2

Field

Description: No one home - previous note / letter taken

Form Pane Label:

SAS Name: NCTPER03

Tag Name:

Inherited Universe:

Universe:

Universe Description:

Question Text: ** CREATED in Post-Processing **

Type: Integer

Length: 1

Min: 0

Max: 1

- Don't Know
- Refuse
- Empty

- On Input
- On Output

Array:

Special Instructions: NOTE: Created in post processing based on NCTPER

Instrument SAS Name: NCTPER_2

Destination Data Set: CHAI

Sponsor Field Type: C

Report Section: CHI

Field

NCTPER_3
NCTPER_3

Description: Household does not answer door - evidence someone is home

Form Pane Label:

SAS Name: NCTPER04

Tag Name:

Inherited Universe:

Universe:

Universe Description:

Question Text: ** CREATED in Post-Processing **

Type: Integer

Length: 1

Min: 0

Max: 1

- Don't Know
- Refuse
- Empty

- On Input
- On Output

Array:

Special Instructions: NOTE: Created in post processing based on NCTPER

Instrument SAS Name: NCTPER_3

Destination Data Set: CHAI

Sponsor Field Type: C

Report Section: CHI

NCTPER_4
NCTPER_4

Field

Description: Observe HH from vehicle

Form Pane Label:

SAS Name: NCTPER05

Tag Name:

Inherited Universe:

Universe:

Universe Description:

Question Text: ** CREATED in Post-Processing **

Type: Integer

Length: 1

Min: 0

Max: 1

- Don't Know
- Refuse
- Empty

- On Input
- On Output

Array:

Special Instructions: NOTE: Created in post processing based on NCTPER

Instrument SAS Name: NCTPER_4

Destination Data Set: CHAI

Sponsor Field Type: C

Report Section: CHI

Field

NCTPER_5
NCTPER_5

Description: Unable to reach / locked gate / buzzer entry

Form Pane Label:

SAS Name: NCTPER07

Tag Name:

Inherited Universe:

Universe:

Universe Description:

Question Text: ** CREATED in Post-Processing **

Type: Integer

Length: 1

Min: 0

Max: 1

- Don't Know
- Refuse
- Empty

- On Input
- On Output

Array:

Special Instructions: NOTE: Created in post processing based on NCTPER

Instrument SAS Name: NCTPER_5

Destination Data Set: CHAI

Sponsor Field Type: C

Report Section: CHI

NCTPER_6

NCTPER_6

Field

Description: Address does not exist / unable to locate

Form Pane Label:

SAS Name: NCTPER08

Tag Name:

Inherited Universe:

Universe:

Universe Description:

Question Text: ** CREATED in Post-Processing **

Type: Integer

Length: 1

Min: 0

Max: 1

- Don't Know
- Refuse
- Empty

- On Input
- On Output

Array:

Special Instructions: NOTE: Created in post processing based on NCTPER

Instrument SAS Name: NCTPER_6

Destination Data Set: CHAI

Sponsor Field Type: C

Report Section: CHI

Field

NCTPER_7
NCTPER_7

Description: On vacation, away from home / at second home

Form Pane Label:

SAS Name: NCTPER09

Tag Name:

Inherited Universe:

Universe:

Universe Description:

Question Text: ** CREATED in Post-Processing **

Type: Integer

Length: 1

Min: 0

Max: 1

- Don't Know
- Refuse
- Empty

- On Input
- On Output

Array:

Special Instructions: NOTE: Created in post processing based on NCTPER

Instrument SAS Name: NCTPER_7

Destination Data Set: CHAI

Sponsor Field Type: C

Report Section: CHI

NCTPER_8

NCTPER_8

Field

Description: Spoke with neighbor

Form Pane Label:

SAS Name: NCTPER10

Tag Name:

Inherited Universe:

Universe:

Universe Description:

Question Text: ** CREATED in Post-Processing **

Type: Integer

Length: 1

Min: 0

Max: 1

- Don't Know
- Refuse
- Empty

- On Input
- On Output

Array:

Special Instructions: NOTE: Created in post processing based on NCTPER

Instrument SAS Name: NCTPER_8

Destination Data Set: CHAI

Sponsor Field Type: C

Report Section: CHI

Field

NCTPER_9
NCTPER_9

Description: Building management / doorman contact

Form Pane Label:

SAS Name: NCTPER11

Tag Name:

Inherited Universe:

Universe:

Universe Description:

Question Text: ** CREATED in Post-Processing **

Type: Integer

Length: 1

Min: 0

Max: 1

- Don't Know
- Refuse
- Empty

- On Input
- On Output

Array:

Special Instructions: NOTE: Created in post processing based on NCTPER

Instrument SAS Name: NCTPER_9

Destination Data Set: CHAI

Sponsor Field Type: C

Report Section: CHI

NCTPER_10

NCTPER_10

Field

Description: Completed case (Type B/C, Vacant interview, or Temporarily Occupied Interview)

Form Pane Label:

SAS Name: NCTPER12

Tag Name:

Inherited Universe:

Universe:

Universe Description:

Question Text: ** CREATED in Post-Processing **

Type: Integer

Length: 1

Min: 0

Max: 1

- Don't Know
- Refuse
- Empty

- On Input
- On Output

Array:

Special Instructions: NOTE: Created in post processing based on NCTPER

Instrument SAS Name: NCTPER_10

Destination Data Set: CHAI

Sponsor Field Type: C

Report Section: CHI

Field

NCTPER_99
NCTPER_99

Description: Other - specify

Form Pane Label:

SAS Name: NCTPER15

Tag Name:

Inherited Universe:

Universe:

Universe Description:

Question Text: ** CREATED in Post-Processing **

Type: Integer

Length: 1

Min: 0

Max: 1

- Don't Know
- Refuse
- Empty

- On Input
- On Output

Array:

Special Instructions: NOTE: Created in post processing based on NCTPER

Instrument SAS Name: NCTPER_99

Destination Data Set: CHAI

Sponsor Field Type: C

Report Section: CHI

STRATEGGS_1

STRATEGGS_1

Field

Description: Advanced letter given

Form Pane Label:

SAS Name: STRATG01

Tag Name:

Inherited Universe:

Universe:

Universe Description:

Question Text: ** CREATED in Post-Processing **

Type: Integer

Length: 1

Min: 0

Max: 1

- Don't Know
- Refuse
- Empty

- On Input
- On Output

Array:

Special Instructions: NOTE: Created in post processing based on STRATEGGS

Instrument SAS Name: STRATEGGS_1

Destination Data Set: CHAI

Sponsor Field Type: C

Report Section: CHI

Field

STRATEGGS_2
STRATEGGS_2

Description: Scheduled appointment

Form Pane Label:

SAS Name: STRATG02

Tag Name:

Inherited Universe:

Universe:

Universe Description:

Question Text: ** CREATED in Post-Processing **

Type: Integer

Length: 1

Min: 0

Max: 1

- Don't Know
- Refuse
- Empty

- On Input
- On Output

Array:

Special Instructions: NOTE: Created in post processing based on STRATEGGS

Instrument SAS Name: STRATEGGS_2

Destination Data Set: CHAI

Sponsor Field Type: C

Report Section: CHI

STRATEGGS_3

STRATEGGS_3

Field

Description: Left note / appointment card

Form Pane Label:

SAS Name: STRATG03

Tag Name:

Inherited Universe:

Universe:

Universe Description:

Question Text: ** CREATED in Post-Processing **

Type: Integer

Length: 1

Min: 0

Max: 1

- Don't Know
- Refuse
- Empty

- On Input
- On Output

Array:

Special Instructions: NOTE: Created in post processing based on STRATEGGS

Instrument SAS Name: STRATEGGS_3

Destination Data Set: CHAI

Sponsor Field Type: C

Report Section: CHI

Field

STRATEGGS_4
STRATEGGS_4

Description: Left promotional packet / informational brochure

Form Pane Label:

SAS Name: STRATG04

Tag Name:

Inherited Universe:

Universe:

Universe Description:

Question Text: ** CREATED in Post-Processing **

Type: Integer

Length: 1

Min: 0

Max: 1

- Don't Know
- Refuse
- Empty

- On Input
- On Output

Array:

Special Instructions: NOTE: Created in post processing based on STRATEGGS

Instrument SAS Name: STRATEGGS_4

Destination Data Set: CHAI

Sponsor Field Type: C

Report Section: CHI

STRATEGGS_5

STRATEGGS_5

Field

Description: Called household

Form Pane Label:

SAS Name: STRATG05

Tag Name:

Inherited Universe:

Universe:

Universe Description:

Question Text: ** CREATED in Post-Processing **

Type: Integer

Length: 1

Min: 0

Max: 1

- Don't Know
- Refuse
- Empty

- On Input
- On Output

Array:

Special Instructions: NOTE: Created in post processing based on STRATEGGS

Instrument SAS Name: STRATEGGS_5

Destination Data Set: CHAI

Sponsor Field Type: C

Report Section: CHI

Field

STRATEGGS_6
STRATEGGS_6

Description: Left message on answering machine/voicemail

Form Pane Label:

SAS Name: STRATG06

Tag Name:

Inherited Universe:

Universe:

Universe Description:

Question Text: ** CREATED in Post-Processing **

Type: Integer

Length: 1

Min: 0

Max: 1

- Don't Know
- Refuse
- Empty

- On Input
- On Output

Array:

Special Instructions: NOTE: Created in post processing based on STRATEGGS

Instrument SAS Name: STRATEGGS_6

Destination Data Set: CHAI

Sponsor Field Type: C

Report Section: CHI

STRATEGGS_7

STRATEGGS_7

Field

Description: Waited for respondent

Form Pane Label:

SAS Name: STRATG11

Tag Name:

Inherited Universe:

Universe:

Universe Description:

Question Text: ** CREATED in Post-Processing **

Type: Integer

Length: 1

Min: 0

Max: 1

- Don't Know
- Refuse
- Empty

- On Input
- On Output

Array:

Special Instructions: NOTE: Created in post processing based on STRATEGGS

Instrument SAS Name: STRATEGGS_7

Destination Data Set: CHAI

Sponsor Field Type: C

Report Section: CHI

Field

STRATEGGS_8
STRATEGGS_8

Description: Checked with neighbors

Form Pane Label:

SAS Name: STRATG12

Tag Name:

Inherited Universe:

Universe:

Universe Description:

Question Text: ** CREATED in Post-Processing **

Type: Integer

Length: 1

Min: 0

Max: 1

- Don't Know
- Refuse
- Empty

- On Input
- On Output

Array:

Special Instructions: NOTE: Created in post processing based on STRATEGGS

Instrument SAS Name: STRATEGGS_8

Destination Data Set: CHAI

Sponsor Field Type: C

Report Section: CHI

STRATEGGS_9

STRATEGGS_9

Field

Description: Contacted other family members

Form Pane Label:

SAS Name: STRATG13

Tag Name:

Inherited Universe:

Universe:

Universe Description:

Question Text: ** CREATED in Post-Processing **

Type: Integer

Length: 1

Min: 0

Max: 1

- Don't Know
- Refuse
- Empty

- On Input
- On Output

Array:

Special Instructions: NOTE: Created in post processing based on STRATEGGS

Instrument SAS Name: STRATEGGS_9

Destination Data Set: CHAI

Sponsor Field Type: C

Report Section: CHI

Field

STRATEGGS_10
STRATEGGS_10

Description: Contacted property manager doorman

Form Pane Label:

SAS Name: STRATG14

Tag Name:

Inherited Universe:

Universe:

Universe Description:

Question Text: ** CREATED in Post-Processing **

Type: Integer

Length: 1

Min: 0

Max: 1

- Don't Know
- Refuse
- Empty

- On Input
- On Output

Array:

Special Instructions: NOTE: Created in post processing based on STRATEGGS

Instrument SAS Name: STRATEGGS_10

Destination Data Set: CHAI

Sponsor Field Type: C

Report Section: CHI

STRATEGGS_11

STRATEGGS_11

Field

Description: Offered incentive

Form Pane Label:

SAS Name: STRATG19

Tag Name:

Inherited Universe:

Universe:

Universe Description:

Question Text: ** CREATED in Post-Processing **

Type: Integer

Length: 1

Min: 0

Max: 1

- Don't Know
- Refuse
- Empty

- On Input
- On Output

Array:

Special Instructions: NOTE: Created in post processing based on STRATEGGS

Instrument SAS Name: STRATEGGS_11

Destination Data Set: CHAI

Sponsor Field Type: C

Report Section: CHI

Field

STRATEGGS_12
STRATEGGS_12

Description: CED double placement

Form Pane Label:

SAS Name: STRATG20

Tag Name:

Inherited Universe:

Universe:

Universe Description:

Question Text: ** CREATED in Post-Processing **

Type: Integer

Length: 1

Min: 0

Max: 1

- Don't Know
- Refuse
- Empty

- On Input
- On Output

Array:

Special Instructions: NOTE: Created in post processing based on STRATEGGS

Instrument SAS Name: STRATEGGS_12

Destination Data Set: CHAI

Sponsor Field Type: C

Report Section: CHI

STRATEGGS_98

STRATEGGS_98

Field

Description: No strategies

Form Pane Label:

SAS Name: STRATG22

Tag Name:

Inherited Universe:

Universe:

Universe Description:

Question Text: ** CREATED in Post-Processing **

Type: Integer

Length: 1

Min: 0

Max: 1

- Don't Know
- Refuse
- Empty

- On Input
- On Output

Array:

Special Instructions: NOTE: Created in post processing based on STRATEGGS

Instrument SAS Name: STRATEGGS_98

Destination Data Set: CHAI

Sponsor Field Type: C

Report Section: CHI

Field

STRATEGGS_99
STRATEGGS_99

Description: Other - specify

Form Pane Label:

SAS Name: STRATG23

Tag Name:

Inherited Universe:

Universe:

Universe Description:

Question Text: ** CREATED in Post-Processing **

Type: Integer

Length: 1

Min: 0

Max: 1

- Don't Know
- Refuse
- Empty

- On Input
- On Output

Array:

Special Instructions: NOTE: Created in post processing based on STRATEGGS

Instrument SAS Name: STRATEGGS_99

Destination Data Set: CHAI

Sponsor Field Type: C

Report Section: CHI

ACTCODE

ACTCODE

Field

Description: Action Code

Form Pane Label:

SAS Name: ACTCODE

Tag Name:

Inherited Universe:

Universe:

Universe Description:

Question Text:

Type: Integer

Length: 2

Min:

Max:

- Don't Know
- Refuse
- Empty

- On Input
- On Output

Array:

Instrument SAS Name: ACTCODE

Destination Data Set: CHAI

Sponsor Field Type: C

Report Section: CHI

Field

FINALOUTCOME
FINALOUTCOME

Description: Final CAPI Outcome Code

Form Pane Label:

SAS Name: FNLOTCME

Tag Name:

Inherited Universe:

Universe:

Universe Description:

Question Text:

Type: Integer

Length: 3

Min:

Max:

- Don't Know
- Refuse
- Empty

On Input

On Output

Array:

Instrument SAS Name: FINALOUTCOME

Destination Data Set: CHAI

Sponsor Field Type: C

Report Section: CHI

LAUNCH

LAUNCH

Field

Description: Where CHI was launched from - instrument or MCM

Form Pane Label:

SAS Name: LAUNCH

Tag Name:

Inherited Universe:

Universe:

Universe Description:

Question Text:

Type: Integer

Length: 1

Min:

Max:

- Don't Know
- Refuse
- Empty

On Input

On Output

Array:

Instrument SAS Name: LAUNCH

Destination Data Set: CHAI

Sponsor Field Type: C

Report Section: CHI

Field

OUTCOME
OUTCOME

Description: Outcome Code at the time the chi record was created

Form Pane Label:

SAS Name: COUTCOME

Tag Name:

Inherited Universe:

Universe:

Universe Description:

Question Text:

Type: Integer

Length: 3

Min:

Max:

- Don't Know
- Refuse
- Empty

On Input

On Output

Array:

Instrument SAS Name: OUTCOME

Destination Data Set: CHAI

Sponsor Field Type: C

Report Section: CHI

TIMER

Field

TIMER

Description: Number of seconds the CHI instrument was open for each record

Form Pane Label:

SAS Name: CHI_TIME

Tag Name:

Inherited Universe:

Universe:

Universe Description:

Question Text:

Type: Integer

Length: 8

Min:

Max:

- Don't Know
- Refuse
- Empty

On Input

On Output

Array:

Instrument SAS Name: TIMER

Destination Data Set: CHAI

Sponsor Field Type: N

Report Section: CHI

Field

VISITDATE
VISITDATE

Description: Equal to FRDATE, if FRDATE = Blank, then VISITDATE = CALLDATE

Form Pane Label:

SAS Name: VISTDATE

Tag Name:

Inherited Universe:

Universe:

Universe Description:

Question Text:

Type: Integer

Length: 14

Min:

Max:

- Don't Know
- Refuse
- Empty

On Input

On Output

Array:

Instrument SAS Name: VISITDATE

Destination Data Set: CHAI

Sponsor Field Type: C

Report Section: CHI

JBID
JBID

Field

Description: Interviewer ID

Form Pane Label:

SAS Name: CFRCODE

Tag Name:

Inherited Universe:

Universe:

Universe Description:

Question Text:

Type: String

Length: 8

- Don't Know
- Refuse
- Empty

- On Input
- On Output

Array:

Instrument SAS Name: JBID

Destination Data Set: CHAI

Sponsor Field Type: C

Report Section: CHI

Field

TEXTEMAILOUT_1
TEXTEMAILOUT_1

Description: Appointment reminder/Confirmation

Form Pane Label:

SAS Name: TXTEMT01

Tag Name:

Inherited Universe:

Universe:

Universe Description:

Question Text: ** CREATED in Post-Processing **

Type: Integer

Length: 1

Min: 0

Max: 1

- Don't Know
- Refuse
- Empty

- On Input
- On Output

Array:

Special Instructions: NOTE: Created in post processing based on TEXTEMAILOUT

Instrument SAS Name: TEXTEMAILOUT_1

Destination Data Set: CHAI

Sponsor Field Type: C

Report Section: CHI

Date Implemented (YYYY-MM-DD): July 2022

TEXTEMAILOUT_2

TEXTEMAILOUT_2

Field

Description: Request Appointment

Form Pane Label:

SAS Name: TXTEMT02

Tag Name:

Inherited Universe:

Universe:

Universe Description:

Question Text: ** CREATED in Post-Processing **

Type: Integer

Length: 1

Min: 0

Max: 1

- Don't Know
- Refuse
- Empty

- On Input
- On Output

Array:

Special Instructions: NOTE: Created in post processing based on TEXTEMAILOUT

Instrument SAS Name: TEXTEMAILOUT_2

Destination Data Set: CHAI

Sponsor Field Type: C

Report Section: CHI

Date Implemented (YYYY-MM-DD): July 2022

Field

TEXTEMAILOUT_3
TEXTEMAILOUT_3

Description: Provide Requested Information / Links

Form Pane Label:

SAS Name: TXTEMT03

Tag Name:

Inherited Universe:

Universe:

Universe Description:

Question Text: ** CREATED in Post-Processing **

Type: Integer

Length: 1

Min: 0

Max: 1

- Don't Know
- Refuse
- Empty

- On Input
- On Output

Array:

Special Instructions: NOTE: Created in post processing based on TEXTEMAILOUT

Instrument SAS Name: TEXTEMAILOUT_3

Destination Data Set: CHAI

Sponsor Field Type: C

Report Section: CHI

Date Implemented (YYYY-MM-DD): July 2022

TEXTEMAILOUT_4

TEXTEMAILOUT_4

Field

Description: Reminder for a returning case

Form Pane Label:

SAS Name: TXTEMT04

Tag Name:

Inherited Universe:

Universe:

Universe Description:

Question Text: ** CREATED in Post-Processing **

Type: Integer

Length: 1

Min: 0

Max: 1

- Don't Know
- Refuse
- Empty

- On Input
- On Output

Array:

Special Instructions: NONOTE: Created in post processing based on TEXTEMAILOUT

Instrument SAS Name: TEXTEMAILOUT_4

Destination Data Set: CHAI

Sponsor Field Type: C

Report Section: CHI

Date Implemented (YYYY-MM-DD): July 2022

Field

TEXTEMAILOUT_5
TEXTEMAILOUT_5

Description: Text/Email non-response

Form Pane Label:

SAS Name: TXTEMT05

Tag Name:

Inherited Universe:

Universe:

Universe Description:

Question Text: ** CREATED in Post-Processing **

Type: Integer

Length: 1

Min: 0

Max: 1

- Don't Know
- Refuse
- Empty

- On Input
- On Output

Array:

Special Instructions: NOTE: Created in post processing based on TEXTEMAILOUT

Instrument SAS Name: TEXTEMAILOUT_5

Destination Data Set: CHAI

Sponsor Field Type: C

Report Section: CHI

Date Implemented (YYYY-MM-DD): July 2022

TEXTEMAILOUT_6

TEXTEMAILOUT_6

Field

Description: Text/Email not valid

Form Pane Label:

SAS Name: TXTEMT06

Tag Name:

Inherited Universe:

Universe:

Universe Description:

Question Text: ** CREATED in Post-Processing **

Type: Integer

Length: 1

Min: 0

Max: 1

- Don't Know
- Refuse
- Empty

- On Input
- On Output

Array:

Special Instructions: NOTE: Created in post processing based on TEXTEMAILOUT

Instrument SAS Name: TEXTEMAILOUT_6

Destination Data Set: CHAI

Sponsor Field Type: C

Report Section: CHI

Date Implemented (YYYY-MM-DD): July 2022

Field

TEXTEMAILOUT_99
TEXTEMAILOUT_99

Description: Other purpose of outgoing text/email

Form Pane Label:

SAS Name: TXTEMT99

Tag Name:

Inherited Universe:

Universe:

Universe Description:

Question Text: ** CREATED in Post-Processing **

Type: Integer

Length: 1

Min: 0

Max: 1

- Don't Know
- Refuse
- Empty

- On Input
- On Output

Array:

Special Instructions: NOTE: Created in post processing based on TEXTEMAILOUT

Instrument SAS Name: TEXTEMAILOUT_99

Destination Data Set: CHAI

Sponsor Field Type: C

Report Section: CHI

Date Implemented (YYYY-MM-DD): July 2022

TEXTEMAILIN_1

TEXTEMAILIN_1

Field

Description: Schedule Appointment

Form Pane Label:

SAS Name: TXTEMN01

Tag Name:

Inherited Universe:

Universe:

Universe Description:

Question Text: ** CREATED in Post-Processing **

Type: Integer

Length: 1

Min: 0

Max: 1

- Don't Know
- Refuse
- Empty

- On Input
- On Output

Array:

Special Instructions: NOTE: Created in post processing based on TEXTEMAILIN

Instrument SAS Name: TEXTEMAILIN_1

Destination Data Set: CHAI

Sponsor Field Type: C

Report Section: CHI

Date Implemented (YYYY-MM-DD): July 2022

Field

TEXTEMAILIN_2
TEXTEMAILIN_2

Description: Responding to Call/Email/Text/Letter

Form Pane Label:

SAS Name: TXTEMN02

Tag Name:

Inherited Universe:

Universe:

Universe Description:

Question Text: ** CREATED in Post-Processing **

Type: Integer

Length: 1

Min: 0

Max: 1

- Don't Know
- Refuse
- Empty

- On Input
- On Output

Array:

Special Instructions: NOTE: Created in post processing based on TEXTEMAILIN

Instrument SAS Name: TEXTEMAILIN_2

Destination Data Set: CHAI

Sponsor Field Type: C

Report Section: CHI

Date Implemented (YYYY-MM-DD): July 2022

TEXTEMAILIN_3

Field

TEXTEMAILIN_3

Description: Refused

Form Pane Label:

SAS Name: TXTEMN03

Tag Name:

Inherited Universe:

Universe:

Universe Description:

Question Text: ** CREATED in Post-Processing **

Type: Integer

Length: 1

Min: 0

Max: 1

- Don't Know
- Refuse
- Empty

- On Input
- On Output

Array:

Special Instructions: NOTE: Created in post processing based on TEXTEMAILIN

Instrument SAS Name: TEXTEMAILIN_3

Destination Data Set: CHAI

Sponsor Field Type: C

Report Section: CHI

Date Implemented (YYYY-MM-DD): July 2022

Field

TEXTEMAILIN_4
TEXTEMAILIN_4

Description: Asked for No Additional Texts or Emails

Form Pane Label:

SAS Name: TXTEMN04

Tag Name:

Inherited Universe:

Universe:

Universe Description:

Question Text: ** CREATED in Post-Processing **

Type: Integer

Length: 1

Min: 0

Max: 1

- Don't Know
- Refuse
- Empty

- On Input
- On Output

Array:

Special Instructions: NONOTE: Created in post processing based on TEXTEMAILIN

Instrument SAS Name: TEXTEMAILIN_4

Destination Data Set: CHAI

Sponsor Field Type: C

Report Section: CHI

Date Implemented (YYYY-MM-DD): July 2022

TEXTEMAILIN_5

TEXTEMAILIN_5

Field

Description: Asked Question or Requested More Information

Form Pane Label:

SAS Name: TXTEMN05

Tag Name:

Inherited Universe:

Universe:

Universe Description:

Question Text: ** CREATED in Post-Processing **

Type: Integer

Length: 1

Min: 0

Max: 1

- Don't Know
- Refuse
- Empty

- On Input
- On Output

Array:

Special Instructions: NOTE: Created in post processing based on TEXTEMAILIN

Instrument SAS Name: TEXTEMAILIN_5

Destination Data Set: CHAI

Sponsor Field Type: C

Report Section: CHI

Date Implemented (YYYY-MM-DD): July 2022

Field

TEXTEMAILIN_99
TEXTEMAILIN_99

Description: Other purpose of incoming text/email

Form Pane Label:

SAS Name: TXTEMN99

Tag Name:

Inherited Universe:

Universe:

Universe Description:

Question Text: ** CREATED in Post-Processing **

Type: Integer

Length: 1

Min: 0

Max: 1

- Don't Know
- Refuse
- Empty

- On Input
- On Output

Array:

Special Instructions: NOTE: Created in post processing based on TEXTEMAILIN

Instrument SAS Name: TEXTEMAILIN_99

Destination Data Set: CHAI

Sponsor Field Type: C

Report Section: CHI

Date Implemented (YYYY-MM-DD): July 2022

FTIM_Fields

Block

FTIM_Fields

Description: Documentation for BLS

Tab Name:

Fly Over Name:

Universe Type: If

Inherited Universe:

Universe:

Universe Description:

Array:

Block Instructions: The fields in this block are just for documentation on the control file for BLS. (At BLS's request, all datasets sent to BLS should be documented on the control file.) The processing programs do not use any of the information about the fields in this block.

Field

BACK
BACK

Description: Edited time FR spent in the Back section of the instrument in seconds

Form Pane Label:

SAS Name: BACK

Tag Name:

Inherited Universe:

Universe:

Universe Description:

Question Text:

Type: Integer

Length: 8

Min: 0

Max: 99999999

- Don't Know
- Refuse
- Empty

- On Input
- On Output

Array:

Instrument SAS Name: BACK

Destination Data Set: FTIM

Sponsor Field Type: N

BACK_ORG

BACK_ORG

Field

Description: Unedited time FR spent in the Back section of the instrument in seconds

Form Pane Label:

SAS Name: BACK_ORG

Tag Name:

Inherited Universe:

Universe:

Universe Description:

Question Text:

Type: Integer

Length: 8

Min: 0

Max: 99999999

- Don't Know
- Refuse
- Empty

- On Input
- On Output

Array:

Instrument SAS Name: BACK_ORG

Destination Data Set: FTIM

Sponsor Field Type: N

Field

CONTROL
CONTROL

Description: Edited time FR spent in the demographic section of the instrument in seconds

Form Pane Label:

SAS Name: CONTROL

Tag Name:

Inherited Universe:

Universe:

Universe Description:

Question Text:

Type: Integer

Length: 8

Min: 0

Max: 99999999

- Don't Know
- Refuse
- Empty

- On Input
- On Output

Array:

Instrument SAS Name: CONTROL

Destination Data Set: FTIM

Sponsor Field Type: N

CTRL_ORG

CTRL_ORG

Field

Description: Unedited time FR spent in the demographic section of the instrument in seconds

Form Pane Label:

SAS Name: CTRL_ORG

Tag Name:

Inherited Universe:

Universe:

Universe Description:

Question Text:

Type: Integer

Length: 8

Min: 0

Max: 99999999

- Don't Know
- Refuse
- Empty

- On Input
- On Output

Array:

Instrument SAS Name: CTRL_ORG

Destination Data Set: FTIM

Sponsor Field Type: N

Field

COVERAGE
COVERAGE

Description: Edited time FR spent in the coverage section of the instrument in seconds

Form Pane Label:

SAS Name: COVERAGE

Tag Name:

Inherited Universe:

Universe:

Universe Description:

Question Text:

Type: Integer

Length: 8

Min: 0

Max: 99999999

- Don't Know
- Refuse
- Empty

- On Input
- On Output

Array:

Instrument SAS Name: COVERAGE

Destination Data Set: FTIM

Sponsor Field Type: N

CVRG_ORG
CVRG_ORG

Field

Description: Unedited time FR spent in the coverage section of the instrument in seconds

Form Pane Label:

SAS Name: CVRG_ORG

Tag Name:

Inherited Universe:

Universe:

Universe Description:

Question Text:

Type: Integer

Length: 8

Min: 0

Max: 99999999

- Don't Know
- Refuse
- Empty

- On Input
- On Output

Array:

Instrument SAS Name: CVRG_ORG

Destination Data Set: FTIM

Sponsor Field Type: N

Field

FRONT
FRONT

Description: Edited time FR spent in the front section of the instrument in seconds

Form Pane Label:

SAS Name: FRONT

Tag Name:

Inherited Universe:

Universe:

Universe Description:

Question Text:

Type: Integer

Length: 8

Min: 0

Max: 99999999

- Don't Know
- Refuse
- Empty

- On Input
- On Output

Array:

Instrument SAS Name: FRONT

Destination Data Set: FTIM

Sponsor Field Type: N

FRNT_ORG
FRNT_ORG

Field

Description: Unedited time FR spent in the front section of the instrument in seconds

Form Pane Label:

SAS Name: FRNT_ORG

Tag Name:

Inherited Universe:

Universe:

Universe Description:

Question Text:

Type: Integer

Length: 8

Min: 0

Max: 99999999

- Don't Know
- Refuse
- Empty

- On Input
- On Output

Array:

Instrument SAS Name: FRNT_ORG

Destination Data Set: FTIM

Sponsor Field Type: N

Field

SECT_01
SECT_01

Description: Edited time FR spent in the section 1 of the instrument in seconds

Form Pane Label:

SAS Name: SECT_01

Tag Name:

Inherited Universe:

Universe:

Universe Description:

Question Text:

Type: Integer

Length: 8

Min: 0

Max: 99999999

- Don't Know
- Refuse
- Empty

- On Input
- On Output

Array:

Instrument SAS Name: SECT_01

Destination Data Set: FTIM

Sponsor Field Type: N

S01_ORG

S01_ORG

Field

Description: Unedited time FR spent in the section 1 of the instrument in seconds

Form Pane Label:

SAS Name: S01_ORG

Tag Name:

Inherited Universe:

Universe:

Universe Description:

Question Text:

Type: Integer

Length: 8

Min: 0

Max: 99999999

- Don't Know
- Refuse
- Empty

- On Input
- On Output

Array:

Instrument SAS Name: S01_ORG

Destination Data Set: FTIM

Sponsor Field Type: N

Field

SECT_02
SECT_02

Description: Edited time FR spent in the section 2 of the instrument in seconds

Form Pane Label:

SAS Name: SECT_02

Tag Name:

Inherited Universe:

Universe:

Universe Description:

Question Text:

Type: Integer

Length: 8

Min: 0

Max: 99999999

- Don't Know
- Refuse
- Empty

- On Input
- On Output

Array:

Instrument SAS Name: SECT_02

Destination Data Set: FTIM

Sponsor Field Type: N

S02_ORG

S02_ORG

Field

Description: Unedited time FR spent in the section 2 of the instrument in seconds

Form Pane Label:

SAS Name: S02_ORG

Tag Name:

Inherited Universe:

Universe:

Universe Description:

Question Text:

Type: Integer

Length: 8

Min: 0

Max: 99999999

- Don't Know
- Refuse
- Empty

- On Input
- On Output

Array:

Instrument SAS Name: S02_ORG

Destination Data Set: FTIM

Sponsor Field Type: N

Field

SECT_03
SECT_03

Description: Edited time FR spent in the section 3 of the instrument in seconds

Form Pane Label:

SAS Name: SECT_03

Tag Name:

Inherited Universe:

Universe:

Universe Description:

Question Text:

Type: Integer

Length: 8

Min: 0

Max: 99999999

- Don't Know
- Refuse
- Empty

- On Input
- On Output

Array:

Instrument SAS Name: SECT_03

Destination Data Set: FTIM

Sponsor Field Type: N

S03_ORG

S03_ORG

Field

Description: Unedited time FR spent in the section 3 of the instrument in seconds

Form Pane Label:

SAS Name: S03_ORG

Tag Name:

Inherited Universe:

Universe:

Universe Description:

Question Text:

Type: Integer

Length: 8

Min: 0

Max: 99999999

- Don't Know
- Refuse
- Empty

- On Input
- On Output

Array:

Instrument SAS Name: S03_ORG

Destination Data Set: FTIM

Sponsor Field Type: N

Field

SECT_04
SECT_04

Description: Edited time FR spent in the section 4 of the instrument in seconds

Form Pane Label:

SAS Name: SECT_04

Tag Name:

Inherited Universe:

Universe:

Universe Description:

Question Text:

Type: Integer

Length: 8

Min: 0

Max: 99999999

- Don't Know
- Refuse
- Empty

- On Input
- On Output

Array:

Instrument SAS Name: SECT_04

Destination Data Set: FTIM

Sponsor Field Type: N

S04_ORG

S04_ORG

Field

Description: Unedited time FR spent in the section 4 of the instrument in seconds

Form Pane Label:

SAS Name: S04_ORG

Tag Name:

Inherited Universe:

Universe:

Universe Description:

Question Text:

Type: Integer

Length: 8

Min: 0

Max: 99999999

- Don't Know
- Refuse
- Empty

- On Input
- On Output

Array:

Instrument SAS Name: S04_ORG

Destination Data Set: FTIM

Sponsor Field Type: N

Field

SECT_05
SECT_05

Description: Edited time FR spent in the section 5 of the instrument in seconds

Form Pane Label:

SAS Name: SECT_05

Tag Name:

Inherited Universe:

Universe:

Universe Description:

Question Text:

Type: Integer

Length: 8

Min: 0

Max: 99999999

- Don't Know
- Refuse
- Empty

- On Input
- On Output

Array:

Instrument SAS Name: SECT_05

Destination Data Set: FTIM

Sponsor Field Type: N

S05_ORG

S05_ORG

Field

Description: Unedited time FR spent in the section 5 of the instrument in seconds

Form Pane Label:

SAS Name: S05_ORG

Tag Name:

Inherited Universe:

Universe:

Universe Description:

Question Text:

Type: Integer

Length: 8

Min: 0

Max: 99999999

- Don't Know
- Refuse
- Empty

- On Input
- On Output

Array:

Instrument SAS Name: S05_ORG

Destination Data Set: FTIM

Sponsor Field Type: N

Field

SECT_06
SECT_06

Description: Edited time FR spent in the section 6 of the instrument in seconds

Form Pane Label:

SAS Name: SECT_06

Tag Name:

Inherited Universe:

Universe:

Universe Description:

Question Text:

Type: Integer

Length: 8

Min: 0

Max: 99999999

- Don't Know
- Refuse
- Empty

- On Input
- On Output

Array:

Instrument SAS Name: SECT_06

Destination Data Set: FTIM

Sponsor Field Type: N

S06_ORG
S06_ORG

Field

Description: Unedited time FR spent in the section 6 of the instrument in seconds

Form Pane Label:

SAS Name: S06_ORG

Tag Name:

Inherited Universe:

Universe:

Universe Description:

Question Text:

Type: Integer

Length: 8

Min: 0

Max: 99999999

- Don't Know
- Refuse
- Empty

- On Input
- On Output

Array:

Instrument SAS Name: S06_ORG

Destination Data Set: FTIM

Sponsor Field Type: N

Field

SECT_07
SECT_07

Description: Edited time FR spent in the section 7 of the instrument in seconds

Form Pane Label:

SAS Name: SECT_07

Tag Name:

Inherited Universe:

Universe:

Universe Description:

Question Text:

Type: Integer

Length: 8

Min: 0

Max: 99999999

- Don't Know
- Refuse
- Empty

- On Input
- On Output

Array:

Instrument SAS Name: SECT_07

Destination Data Set: FTIM

Sponsor Field Type: N

S07_ORG

S07_ORG

Field

Description: Unedited time FR spent in the section 7 of the instrument in seconds

Form Pane Label:

SAS Name: S07_ORG

Tag Name:

Inherited Universe:

Universe:

Universe Description:

Question Text:

Type: Integer

Length: 8

Min: 0

Max: 99999999

- Don't Know
- Refuse
- Empty

- On Input
- On Output

Array:

Instrument SAS Name: S07_ORG

Destination Data Set: FTIM

Sponsor Field Type: N

Field

SECT_08
SECT_08

Description: Edited time FR spent in the section 8 of the instrument in seconds

Form Pane Label:

SAS Name: SECT_08

Tag Name:

Inherited Universe:

Universe:

Universe Description:

Question Text:

Type: Integer

Length: 8

Min: 0

Max: 99999999

- Don't Know
- Refuse
- Empty

- On Input
- On Output

Array:

Instrument SAS Name: SECT_08

Destination Data Set: FTIM

Sponsor Field Type: N

S08_ORG
S08_ORG

Field

Description: Unedited time FR spent in the section 8 of the instrument in seconds

Form Pane Label:

SAS Name: S08_ORG

Tag Name:

Inherited Universe:

Universe:

Universe Description:

Question Text:

Type: Integer

Length: 8

Min: 0

Max: 99999999

- Don't Know
- Refuse
- Empty

- On Input
- On Output

Array:

Instrument SAS Name: S08_ORG

Destination Data Set: FTIM

Sponsor Field Type: N

Field

SECT_09
SECT_09

Description: Edited time FR spent in the section 9 of the instrument in seconds

Form Pane Label:

SAS Name: SECT_09

Tag Name:

Inherited Universe:

Universe:

Universe Description:

Question Text:

Type: Integer

Length: 8

Min: 0

Max: 99999999

- Don't Know
- Refuse
- Empty

- On Input
- On Output

Array:

Instrument SAS Name: SECT_09

Destination Data Set: FTIM

Sponsor Field Type: N

S09_ORG
S09_ORG

Field

Description: Unedited time FR spent in the section 9 of the instrument in seconds

Form Pane Label:

SAS Name: S09_ORG

Tag Name:

Inherited Universe:

Universe:

Universe Description:

Question Text:

Type: Integer

Length: 8

Min: 0

Max: 99999999

- Don't Know
- Refuse
- Empty

- On Input
- On Output

Array:

Instrument SAS Name: S09_ORG

Destination Data Set: FTIM

Sponsor Field Type: N

Field

SECT_10
SECT_10

Description: Edited time FR spent in the section 10 of the instrument in seconds

Form Pane Label:

SAS Name: SECT_10

Tag Name:

Inherited Universe:

Universe:

Universe Description:

Question Text:

Type: Integer

Length: 8

Min: 0

Max: 99999999

- Don't Know
- Refuse
- Empty

- On Input
- On Output

Array:

Instrument SAS Name: SECT_10

Destination Data Set: FTIM

Sponsor Field Type: N

S10_ORG

S10_ORG

Field

Description: Unedited time FR spent in the section 10 of the instrument in seconds

Form Pane Label:

SAS Name: S10_ORG

Tag Name:

Inherited Universe:

Universe:

Universe Description:

Question Text:

Type: Integer

Length: 8

Min: 0

Max: 99999999

- Don't Know
- Refuse
- Empty

- On Input
- On Output

Array:

Instrument SAS Name: S10_ORG

Destination Data Set: FTIM

Sponsor Field Type: N

Field

SECT_11
SECT_11

Description: Edited time FR spent in the section 11 of the instrument in seconds

Form Pane Label:

SAS Name: SECT_11

Tag Name:

Inherited Universe:

Universe:

Universe Description:

Question Text:

Type: Integer

Length: 8

Min: 0

Max: 99999999

- Don't Know
- Refuse
- Empty

- On Input
- On Output

Array:

Instrument SAS Name: SECT_11

Destination Data Set: FTIM

Sponsor Field Type: N

S11_ORG

S11_ORG

Field

Description: Unedited time FR spent in the section 11 of the instrument in seconds

Form Pane Label:

SAS Name: S11_ORG

Tag Name:

Inherited Universe:

Universe:

Universe Description:

Question Text:

Type: Integer

Length: 8

Min: 0

Max: 99999999

- Don't Know
- Refuse
- Empty

- On Input
- On Output

Array:

Instrument SAS Name: S11_ORG

Destination Data Set: FTIM

Sponsor Field Type: N

Field

SECT_12
SECT_12

Description: Edited time FR spent in the section 12 of the instrument in seconds

Form Pane Label:

SAS Name: SECT_12

Tag Name:

Inherited Universe:

Universe:

Universe Description:

Question Text:

Type: Integer

Length: 8

Min: 0

Max: 99999999

- Don't Know
- Refuse
- Empty

- On Input
- On Output

Array:

Instrument SAS Name: SECT_12

Destination Data Set: FTIM

Sponsor Field Type: N

S12_ORG

S12_ORG

Field

Description: Unedited time FR spent in the section 12 of the instrument in seconds

Form Pane Label:

SAS Name: S12_ORG

Tag Name:

Inherited Universe:

Universe:

Universe Description:

Question Text:

Type: Integer

Length: 8

Min: 0

Max: 99999999

- Don't Know
- Refuse
- Empty

- On Input
- On Output

Array:

Instrument SAS Name: S12_ORG

Destination Data Set: FTIM

Sponsor Field Type: N

Field

SECT_13
SECT_13

Description: Edited time FR spent in the section 13 of the instrument in seconds

Form Pane Label:

SAS Name: SECT_13

Tag Name:

Inherited Universe:

Universe:

Universe Description:

Question Text:

Type: Integer

Length: 8

Min: 0

Max: 99999999

- Don't Know
- Refuse
- Empty

- On Input
- On Output

Array:

Instrument SAS Name: SECT_13

Destination Data Set: FTIM

Sponsor Field Type: N

S13_ORG

S13_ORG

Field

Description: Unedited time FR spent in the section 13 of the instrument in seconds

Form Pane Label:

SAS Name: S13_ORG

Tag Name:

Inherited Universe:

Universe:

Universe Description:

Question Text:

Type: Integer

Length: 8

Min: 0

Max: 99999999

- Don't Know
- Refuse
- Empty

- On Input
- On Output

Array:

Instrument SAS Name: S13_ORG

Destination Data Set: FTIM

Sponsor Field Type: N

Field

SECT_14
SECT_14

Description: Edited time FR spent in the section 14 of the instrument in seconds

Form Pane Label:

SAS Name: SECT_14

Tag Name:

Inherited Universe:

Universe:

Universe Description:

Question Text:

Type: Integer

Length: 8

Min: 0

Max: 99999999

- Don't Know
- Refuse
- Empty

- On Input
- On Output

Array:

Instrument SAS Name: SECT_14

Destination Data Set: FTIM

Sponsor Field Type: N

S14_ORG

S14_ORG

Field

Description: Unedited time FR spent in the section 14 of the instrument in seconds

Form Pane Label:

SAS Name: S14_ORG

Tag Name:

Inherited Universe:

Universe:

Universe Description:

Question Text:

Type: Integer

Length: 8

Min: 0

Max: 99999999

- Don't Know
- Refuse
- Empty

- On Input
- On Output

Array:

Instrument SAS Name: S14_ORG

Destination Data Set: FTIM

Sponsor Field Type: N

Field

SECT_15
SECT_15

Description: Edited time FR spent in the section 15 of the instrument in seconds

Form Pane Label:

SAS Name: SECT_15

Tag Name:

Inherited Universe:

Universe:

Universe Description:

Question Text:

Type: Integer

Length: 8

Min: 0

Max: 99999999

- Don't Know
- Refuse
- Empty

- On Input
- On Output

Array:

Instrument SAS Name: SECT_15

Destination Data Set: FTIM

Sponsor Field Type: N

S15_ORG

S15_ORG

Field

Description: Unedited time FR spent in the section 15 of the instrument in seconds

Form Pane Label:

SAS Name: S15_ORG

Tag Name:

Inherited Universe:

Universe:

Universe Description:

Question Text:

Type: Integer

Length: 8

Min: 0

Max: 99999999

- Don't Know
- Refuse
- Empty

- On Input
- On Output

Array:

Instrument SAS Name: S15_ORG

Destination Data Set: FTIM

Sponsor Field Type: N

Field

SECT_16
SECT_16

Description: Edited time FR spent in the section 16 of the instrument in seconds

Form Pane Label:

SAS Name: SECT_16

Tag Name:

Inherited Universe:

Universe:

Universe Description:

Question Text:

Type: Integer

Length: 8

Min: 0

Max: 99999999

- Don't Know
- Refuse
- Empty

- On Input
- On Output

Array:

Instrument SAS Name: SECT_16

Destination Data Set: FTIM

Sponsor Field Type: N

S16_ORG

S16_ORG

Field

Description: Unedited time FR spent in the section 16 of the instrument in seconds

Form Pane Label:

SAS Name: S16_ORG

Tag Name:

Inherited Universe:

Universe:

Universe Description:

Question Text:

Type: Integer

Length: 8

Min: 0

Max: 99999999

- Don't Know
- Refuse
- Empty

- On Input
- On Output

Array:

Instrument SAS Name: S16_ORG

Destination Data Set: FTIM

Sponsor Field Type: N

Field

SECT_17
SECT_17

Description: Edited time FR spent in the section 17 of the instrument in seconds

Form Pane Label:

SAS Name: SECT_17

Tag Name:

Inherited Universe:

Universe:

Universe Description:

Question Text:

Type: Integer

Length: 8

Min: 0

Max: 99999999

- Don't Know
- Refuse
- Empty

- On Input
- On Output

Array:

Instrument SAS Name: SECT_17

Destination Data Set: FTIM

Sponsor Field Type: N

S17_ORG

S17_ORG

Field

Description: Unedited time FR spent in the section 17 of the instrument in seconds

Form Pane Label:

SAS Name: S17_ORG

Tag Name:

Inherited Universe:

Universe:

Universe Description:

Question Text:

Type: Integer

Length: 8

Min: 0

Max: 99999999

- Don't Know
- Refuse
- Empty

- On Input
- On Output

Array:

Instrument SAS Name: S17_ORG

Destination Data Set: FTIM

Sponsor Field Type: N

Field

SECT_18
SECT_18

Description: Edited time FR spent in the section 18 of the instrument in seconds

Form Pane Label:

SAS Name: SECT_18

Tag Name:

Inherited Universe:

Universe:

Universe Description:

Question Text:

Type: Integer

Length: 8

Min: 0

Max: 99999999

- Don't Know
- Refuse
- Empty

- On Input
- On Output

Array:

Instrument SAS Name: SECT_18

Destination Data Set: FTIM

Sponsor Field Type: N

S18_ORG

S18_ORG

Field

Description: Unedited time FR spent in the section 18 of the instrument in seconds

Form Pane Label:

SAS Name: S18_ORG

Tag Name:

Inherited Universe:

Universe:

Universe Description:

Question Text:

Type: Integer

Length: 8

Min: 0

Max: 99999999

- Don't Know
- Refuse
- Empty

- On Input
- On Output

Array:

Instrument SAS Name: S18_ORG

Destination Data Set: FTIM

Sponsor Field Type: N

Field

SECT_19
SECT_19

Description: Edited time FR spent in the section 19 of the instrument in seconds

Form Pane Label:

SAS Name: SECT_19

Tag Name:

Inherited Universe:

Universe:

Universe Description:

Question Text:

Type: Integer

Length: 8

Min: 0

Max: 99999999

- Don't Know
- Refuse
- Empty

- On Input
- On Output

Array:

Instrument SAS Name: SECT_19

Destination Data Set: FTIM

Sponsor Field Type: N

S19_ORG

S19_ORG

Field

Description: Unedited time FR spent in the section 19 of the instrument in seconds

Form Pane Label:

SAS Name: S19_ORG

Tag Name:

Inherited Universe:

Universe:

Universe Description:

Question Text:

Type: Integer

Length: 8

Min: 0

Max: 99999999

- Don't Know
- Refuse
- Empty

- On Input
- On Output

Array:

Instrument SAS Name: S19_ORG

Destination Data Set: FTIM

Sponsor Field Type: N

Field

SECT_20
SECT_20

Description: Edited time FR spent in the section 20 of the instrument in seconds

Form Pane Label:

SAS Name: SECT_20

Tag Name:

Inherited Universe:

Universe:

Universe Description:

Question Text:

Type: Integer

Length: 8

Min: 0

Max: 99999999

- Don't Know
- Refuse
- Empty

- On Input
- On Output

Array:

Instrument SAS Name: SECT_20

Destination Data Set: FTIM

Sponsor Field Type: N

S20_ORG

S20_ORG

Field

Description: Unedited time FR spent in the section 20 of the instrument in seconds

Form Pane Label:

SAS Name: S20_ORG

Tag Name:

Inherited Universe:

Universe:

Universe Description:

Question Text:

Type: Integer

Length: 8

Min: 0

Max: 99999999

- Don't Know
- Refuse
- Empty

- On Input
- On Output

Array:

Instrument SAS Name: S20_ORG

Destination Data Set: FTIM

Sponsor Field Type: N

Field

SECT_20C
SECT_20C

Description: Edited time FR spent in the section 20C of the instrument in seconds

Form Pane Label:

SAS Name: SECT_20C

Tag Name:

Inherited Universe:

Universe:

Universe Description:

Question Text:

Type: Integer

Length: 8

Min: 0

Max: 99999999

- Don't Know
- Refuse
- Empty

- On Input
- On Output

Array:

Instrument SAS Name: SECT_20C

Destination Data Set: FTIM

Sponsor Field Type: N

S20C_ORG

S20C_ORG

Field

Description: Unedited time FR spent in the section 20C of the instrument in seconds

Form Pane Label:

SAS Name: S20C_ORG

Tag Name:

Inherited Universe:

Universe:

Universe Description:

Question Text:

Type: Integer

Length: 8

Min: 0

Max: 99999999

- Don't Know
- Refuse
- Empty

- On Input
- On Output

Array:

Instrument SAS Name: S20C_ORG

Destination Data Set: FTIM

Sponsor Field Type: N

Field

SECT_21
SECT_21

Description: Edited time FR spent in the section 21 of the instrument in seconds

Form Pane Label:

SAS Name: SECT_21

Tag Name:

Inherited Universe:

Universe:

Universe Description:

Question Text:

Type: Integer

Length: 8

Min: 0

Max: 99999999

- Don't Know
- Refuse
- Empty

- On Input
- On Output

Array:

Instrument SAS Name: SECT_21

Destination Data Set: FTIM

Sponsor Field Type: N

S21_ORG

S21_ORG

Field

Description: Unedited time FR spent in the section 21 of the instrument in seconds

Form Pane Label:

SAS Name: S21_ORG

Tag Name:

Inherited Universe:

Universe:

Universe Description:

Question Text:

Type: Integer

Length: 8

Min: 0

Max: 99999999

- Don't Know
- Refuse
- Empty

- On Input
- On Output

Array:

Instrument SAS Name: S21_ORG

Destination Data Set: FTIM

Sponsor Field Type: N

Field

SECT_22
SECT_22

Description: Edited time FR spent in the section 22 of the instrument in seconds

Form Pane Label:

SAS Name: SECT_22

Tag Name:

Inherited Universe:

Universe:

Universe Description:

Question Text:

Type: Integer

Length: 8

Min: 0

Max: 99999999

- Don't Know
- Refuse
- Empty

- On Input
- On Output

Array:

Instrument SAS Name: SECT_22

Destination Data Set: FTIM

Sponsor Field Type: N

S22_ORG

S22_ORG

Field

Description: Unedited time FR spent in the section 22 of the instrument in seconds

Form Pane Label:

SAS Name: S22_ORG

Tag Name:

Inherited Universe:

Universe:

Universe Description:

Question Text:

Type: Integer

Length: 8

Min: 0

Max: 99999999

- Don't Know
- Refuse
- Empty

- On Input
- On Output

Array:

Instrument SAS Name: S22_ORG

Destination Data Set: FTIM

Sponsor Field Type: N

Field

TOT_TIME
TOT_TIME

Description: Edited total time FR spent in the instrument in seconds

Form Pane Label:

SAS Name: TOT_TIME

Tag Name:

Inherited Universe:

Universe:

Universe Description:

Question Text:

Type: Integer

Length: 8

Min: 0

Max: 99999999

- Don't Know
- Refuse
- Empty

- On Input
- On Output

Array:

Instrument SAS Name: TOT_TIME

Destination Data Set: FTIM

Sponsor Field Type: N

TOT_ORG

TOT_ORG

Field

Description: Unedited total time FR spent instrument in seconds

Form Pane Label:

SAS Name: TOT_ORG

Tag Name:

Inherited Universe:

Universe:

Universe Description:

Question Text:

Type: Integer

Length: 8

Min: 0

Max: 99999999

- Don't Know
- Refuse
- Empty

- On Input
- On Output

Array:

Instrument SAS Name: TOT_ORG

Destination Data Set: FTIM

Sponsor Field Type: N

Field

OUTCOME
OUTCOME

Description: Case Outcome

Form Pane Label:

SAS Name: OUTCOME

Tag Name:

Inherited Universe:

Universe:

Universe Description:

Question Text:

Type: String

Length: 3

- Don't Know
- Refuse
- Empty

- On Input
- On Output

Array:

Instrument SAS Name: OUTCOME

Destination Data Set: FTIM

Sponsor Field Type: C

NOTE_Fields

Block

NOTE_Fields

Description: Documentation for BLS

Tab Name:

Fly Over Name:

Universe Type: If

Inherited Universe:

Universe:

Universe Description:

Array:

Block Instructions: The fields in this block are just for documentation on the control file for BLS. (At BLS's request, all datasets sent to BLS should be documented on the control file.) The processing programs do not use any of the information about the fields in this block.

Field

BLSNAME
BLSNAME

Description: BLS Variable Name

Form Pane Label:

SAS Name:

Tag Name:

Inherited Universe:

Universe:

Universe Description:

Question Text:

Type: String

Length: 8

- Don't Know
- Refuse
- Empty

- On Input
- On Output

Array:

Destination Data Set: NOTE

CAPIRECT

CAPIRECT

Field

Description: Dataset the variable is in

Form Pane Label:

SAS Name:

Tag Name:

Inherited Universe:

Universe:

Universe Description:

Question Text:

Type: String

Length: 7

- Don't Know
- Refuse
- Empty

- On Input
- On Output

Array:

Destination Data Set: NOTE

Field

FLDNOTE
FLDNOTE

Description: Edited Note Text (PII/Title 13 removed)

Form Pane Label:

SAS Name:

Tag Name:

Inherited Universe:

Universe:

Universe Description:

Question Text:

Type: String

Length: 500

- Don't Know
- Refuse
- Empty

- On Input
- On Output

Array:

Destination Data Set: NOTE

FULLNAME
FULLNAME

Field

Description: Variable Full Path

Form Pane Label:

SAS Name:

Tag Name:

Inherited Universe:

Universe:

Universe Description:

Question Text:

Type: String

Length: 52

- Don't Know
- Refuse
- Empty

- On Input
- On Output

Array:

Destination Data Set: NOTE

Field

INSTNME
INSTNME

Description: Instrument Variable Name

Form Pane Label:

SAS Name:

Tag Name:

Inherited Universe:

Universe:

Universe Description:

Question Text:

Type: String

Length: 11

- Don't Know
- Refuse
- Empty

- On Input
- On Output

Array:

Destination Data Set: NOTE

INSTNOTE
INSTNOTE

Field

Description: Instance number

Form Pane Label:

SAS Name:

Tag Name:

Inherited Universe:

Universe:

Universe Description:

Question Text:

Type: Integer

Length: 8

Min: 1

Max: 99999999

- Don't Know
- Refuse
- Empty

- On Input
- On Output

Array:

Destination Data Set: NOTE

Field

OUTCOME
OUTCOME

Description: Case Outcome

Form Pane Label:

SAS Name:

Tag Name:

Inherited Universe:

Universe:

Universe Description:

Question Text:

Type: String

Length: 3

- Don't Know
- Refuse
- Empty

- On Input
- On Output

Array:

Destination Data Set: NOTE

RECCNT_Fields

Block

RECCNT_Fields

Description: Documentation for BLS

Tab Name:

Fly Over Name:

Universe Type: If

Inherited Universe:

Universe:

Universe Description:

Array:

Block Instructions: The fields in this block are just for documentation on the control file for BLS. (At BLS's request, all datasets sent to BLS should be documented on the control file.) The processing programs do not use any of the information about the fields in this block.

Field

BLSOUT
BLSOUT

Description: Number of records in BSLOUT datasets.
(Shared and BLS edits have been run)

Form Pane Label:

SAS Name:

Tag Name:

Inherited Universe:

Universe:

Universe Description:

Question Text:

Type: String

Length: 13

- Don't Know
- Refuse
- Empty

- On Input
- On Output

Array:

Destination Data Set: RECCNT

CAPIIN

CAPIIN

Field

Description: Number of records in CAPIIN datasets.
(Shared and input edits have been run.)

Form Pane Label:

SAS Name:

Tag Name:

Inherited Universe:

Universe:

Universe Description:

Question Text:

Type: String

Length: 13

- Don't Know
- Refuse
- Empty

- On Input
- On Output

Array:

Destination Data Set: RECCNT

Field

MCDOUT
MCDOUT

Description: Number of records in MCDOUT datasets.
(Exact copy of datasets from BLSOUT except for the MCD dataset.)

Form Pane Label:

SAS Name:

Tag Name:

Inherited Universe:

Universe:

Universe Description:

Question Text:

Type: String

Length: 13

- Don't Know
- Refuse
- Empty

- On Input
- On Output

Array:

Destination Data Set: RECCNT

RAWDATA

RAWDATA

Field

Description: Number of records in rawdata datasets.
(current month Instrument data - no edits have been run)

Form Pane Label:

SAS Name:

Tag Name:

Inherited Universe:

Universe:

Universe Description:

Question Text:

Type: String

Length: 13

- Don't Know
- Refuse
- Empty

- On Input
- On Output

Array:

Destination Data Set: RECCNT

Field

RAWDATA1
RAWDATA1

Description: Number of records in rawdata1 datasets.
(Data combined with previous quarter data.)

Form Pane Label:

SAS Name:

Tag Name:

Inherited Universe:

Universe:

Universe Description:

Question Text:

Type: String

Length: 13

- Don't Know
- Refuse
- Empty

- On Input
- On Output

Array:

Destination Data Set: RECCNT

RAWDATA2

Field

RAWDATA2

Description: Number of records in rawdata2 datasets.
(Shared edits have been run.)

Form Pane Label:

SAS Name:

Tag Name:

Inherited Universe:

Universe:

Universe Description:

Question Text:

Type: String

Length: 13

- Don't Know
- Refuse
- Empty

- On Input
- On Output

Array:

Destination Data Set: RECCNT

Field

memname
memname

Description: Dataset Name

Form Pane Label:

SAS Name:

Tag Name:

Inherited Universe:

Universe:

Universe Description:

Question Text:

Type: String

Length: 12

- Don't Know
- Refuse
- Empty

- On Input
- On Output

Array:

Destination Data Set: RECCNT

CTRLNO

Field

CTRLNO

Description: Updated Control Number - with recodes for spawned CU's

Form Pane Label:

SAS Name: CTRLNO

Tag Name:

Inherited Universe:

Universe:

Universe Description:

Question Text: ** Created in Post Processing **

Type: String

Length: 24

- Don't Know
- Refuse
- Empty

- On Input
- On Output

Array:

Instrument SAS Name: CTRLNO

Destination Data Set: FMLY

Sponsor Field Type: C

Report Section: FRONT

Field

NUMHOUSE
NUMHOUSE

Description: Number of household members

Form Pane Label:

SAS Name:

Tag Name:

Inherited Universe:

Universe:

Universe Description:

Question Text:

Type: Integer

Length: 2

Min: 0

Max: 30

- Don't Know
- Refuse
- Empty

- On Input
- On Output

Array:

Instrument SAS Name: NUMHOUSE

Destination Data Set: STAT

Sponsor Field Type: N

Report Section: BACK

NROSIZE

Field

Description: Number of persons on the roster

Form Pane Label:

SAS Name:

Tag Name:

Inherited Universe:

Universe:

Universe Description:

Question Text:

Type: Integer

Length: 2

Min: 0

Max: 30

- Don't Know
- Refuse
- Empty

- On Input
- On Output

Array:

Special Instructions: Used in check data to verify the number of persons on the roster is not less than the number of person on the roster last quarter.

Instrument SAS Name: NROSIZE

Destination Data Set: FMLY

Sponsor Field Type: N

Report Section: BACK

Field

HNO
HNO

Description: Street address - House number

Form Pane Label:

SAS Name:

Tag Name:

Inherited Universe:

Universe:

Universe Description:

Question Text:

Type: String

Length: 10

- Don't Know
- Refuse
- Empty

- On Input
- On Output

Array:

Instrument SAS Name: HNO

Destination Data Set: ADDR

Sponsor Field Type: C

Report Section: MCD

HNOSUF

HNOSUF

Field

Description: Street address - House number suffix

Form Pane Label:

SAS Name:

Tag Name:

Inherited Universe:

Universe:

Universe Description:

Question Text:

Type: String

Length: 3

- Don't Know
- Refuse
- Empty

- On Input
- On Output

Array:

Instrument SAS Name: HNOSUF

Destination Data Set: ADDR

Sponsor Field Type: C

Report Section: MCD

Field

STRNAME
STRNAME

Description: Street address - street name

Form Pane Label:

SAS Name:

Tag Name:

Inherited Universe:

Universe:

Universe Description:

Question Text:

Type: String

Length: 49

- Don't Know
- Refuse
- Empty

- On Input
- On Output

Array:

Instrument SAS Name: STRNAME

Destination Data Set: ADDR

Sponsor Field Type: C

Report Section: MCD

UNITDES

UNITDES

Field

Description: Street address - unit designation

Form Pane Label:

SAS Name:

Tag Name:

Inherited Universe:

Universe:

Universe Description:

Question Text:

Type: String

Length: 20

- Don't Know
- Refuse
- Empty

- On Input
- On Output

Array:

Instrument SAS Name: UNITDES

Destination Data Set: ADDR

Sponsor Field Type: C

Report Section: MCD

Field

GQUNITINFO
GQUNITINFO

Description: Street address - GQ Unit information

Form Pane Label:

SAS Name:

Tag Name:

Inherited Universe:

Universe:

Universe Description:

Question Text:

Type: String

Length: 43

- Don't Know
- Refuse
- Empty

- On Input
- On Output

Array:

Instrument SAS Name: GQUNITINFO

Destination Data Set: ADDR

Sponsor Field Type: C

Report Section: MCD

Date Implemented (YYYY-MM-DD): November 2004

NONCITYADD

NONCITYADD

Field

Description: Street address - non city style type address

Form Pane Label:

SAS Name:

Tag Name:

Inherited Universe:

Universe:

Universe Description:

Question Text:

Type: String

Length: 27

- Don't Know
- Refuse
- Empty

- On Input
- On Output

Array:

Instrument SAS Name: NONCITYADD

Destination Data Set: ADDR

Sponsor Field Type: C

Report Section: MCD

Date Implemented (YYYY-MM-DD): November 2004

Field

PHYSDES
PHYSDES

Description: Street address - physical description

Form Pane Label:

SAS Name:

Tag Name:

Inherited Universe:

Universe:

Universe Description:

Question Text:

Type: String

Length: 99

- Don't Know
- Refuse
- Empty

- On Input
- On Output

Array:

Instrument SAS Name: PHYSDES

Destination Data Set: ADDR

Sponsor Field Type: C

Report Section: MCD

PO
PO

Field

Description: Street address - city

Form Pane Label:

SAS Name:

Tag Name:

Inherited Universe:

Universe:

Universe Description:

Question Text:

Type: String

Length: 28

- Don't Know
- Refuse
- Empty

- On Input
- On Output

Array:

Instrument SAS Name: PO

Destination Data Set: ADDR

Sponsor Field Type: C

Report Section: MCD

Field

ST
ST

Description: Street address - state

Form Pane Label:

SAS Name:

Tag Name:

Inherited Universe:

Universe:

Universe Description:

Question Text:

Type: String

Length: 2

- Don't Know
- Refuse
- Empty

- On Input
- On Output

Array:

Instrument SAS Name: ST

Destination Data Set: ADDR

Sponsor Field Type: C

Report Section: MCD

ZIP5

ZIP5

Field

Description: Street address - zipcode

Form Pane Label:

SAS Name:

Tag Name:

Inherited Universe:

Universe:

Universe Description:

Question Text:

Type: String

Length: 5

- Don't Know
- Refuse
- Empty

- On Input
- On Output

Array:

Instrument SAS Name: ZIP5

Destination Data Set: ADDR

Sponsor Field Type: C

Report Section: MCD

Field

ZIP4
ZIP4

Description: Street address - zipcode

Form Pane Label:

SAS Name:

Tag Name:

Inherited Universe:

Universe:

Universe Description:

Question Text:

Type: String

Length: 4

- Don't Know
- Refuse
- Empty

- On Input
- On Output

Array:

Instrument SAS Name: ZIP4

Destination Data Set: ADDR

Sponsor Field Type: C

Report Section: MCD

Date Implemented (YYYY-MM-DD): November 2004

BLDGNAME
BLDGNAME

Field

Description: Street address - Building name

Form Pane Label:

SAS Name:

Tag Name:

Inherited Universe:

Universe:

Universe Description:

Question Text:

Type: String

Length: 60

- Don't Know
- Refuse
- Empty

- On Input
- On Output

Array:

Instrument SAS Name: BLDGNAME

Destination Data Set: ADDR

Sponsor Field Type: C

Report Section: MCD

Date Implemented (YYYY-MM-DD): November 2004

Field

MHNO
MHNO

Description: Mailing address - house number

Form Pane Label:

SAS Name:

Tag Name:

Inherited Universe:

Universe:

Universe Description:

Question Text:

Type: String

Length: 10

- Don't Know
- Refuse
- Empty

- On Input
- On Output

Array:

Instrument SAS Name: MHNO

Destination Data Set: ADDR

Sponsor Field Type: C

Report Section: MCD

MHNOSUF

MHNOSUF

Field

Description: Mailing address - house number suffix

Form Pane Label:

SAS Name:

Tag Name:

Inherited Universe:

Universe:

Universe Description:

Question Text:

Type: String

Length: 3

- Don't Know
- Refuse
- Empty

- On Input
- On Output

Array:

Instrument SAS Name: MHNOSUF

Destination Data Set: ADDR

Sponsor Field Type: C

Report Section: MCD

Field

MSTRNAME
MSTRNAME

Description: Mailing address - Street name/P.O. Box

Form Pane Label:

SAS Name:

Tag Name:

Inherited Universe:

Universe:

Universe Description:

Question Text:

Type: String

Length: 49

- Don't Know
- Refuse
- Empty

- On Input
- On Output

Array:

Instrument SAS Name: MSTRNAME

Destination Data Set: ADDR

Sponsor Field Type: C

Report Section: MCD

MUNITDES

MUNITDES

Field

Description: Mailing address - unit designation

Form Pane Label:

SAS Name:

Tag Name:

Inherited Universe:

Universe:

Universe Description:

Question Text:

Type: String

Length: 20

- Don't Know
- Refuse
- Empty

- On Input
- On Output

Array:

Instrument SAS Name: MUNITDES

Destination Data Set: ADDR

Sponsor Field Type: C

Report Section: MCD

Field

MGQUNITINFO
MGQUNITINFO

Description: Mailing address - GQ unit information

Form Pane Label:

SAS Name:

Tag Name:

Inherited Universe:

Universe:

Universe Description:

Question Text:

Type: String

Length: 43

- Don't Know
- Refuse
- Empty

- On Input
- On Output

Array:

Instrument SAS Name: MGQUNITINFO

Destination Data Set: ADDR

Sponsor Field Type: C

Report Section: MCD

Date Implemented (YYYY-MM-DD): November 2004

MNONCITYADD
MNONCITYADD

Field

Description: Mailing address - PO Box type

Form Pane Label:

SAS Name:

Tag Name:

Inherited Universe:

Universe:

Universe Description:

Question Text:

Type: String

Length: 27

- Don't Know
- Refuse
- Empty

- On Input
- On Output

Array:

Instrument SAS Name: MNONCITYADD

Destination Data Set: ADDR

Sponsor Field Type: C

Report Section: MCD

Date Implemented (YYYY-MM-DD): November 2004

Field

MPO
MPO

Description: Mailing address - city

Form Pane Label:

SAS Name:

Tag Name:

Inherited Universe:

Universe:

Universe Description:

Question Text:

Type: String

Length: 28

- Don't Know
- Refuse
- Empty

- On Input
- On Output

Array:

Instrument SAS Name: MPO

Destination Data Set: ADDR

Sponsor Field Type: C

Report Section: MCD

MST
MST

Field

Description: Mailing address - state

Form Pane Label:

SAS Name:

Tag Name:

Inherited Universe:

Universe:

Universe Description:

Question Text:

Type: String

Length: 2

- Don't Know
- Refuse
- Empty

- On Input
- On Output

Array:

Instrument SAS Name: MST

Destination Data Set: ADDR

Sponsor Field Type: C

Report Section: MCD

Field

MZIP5
MZIP5

Description: Mailing address - zipcode

Form Pane Label:

SAS Name:

Tag Name:

Inherited Universe:

Universe:

Universe Description:

Question Text:

Type: String

Length: 5

- Don't Know
- Refuse
- Empty

- On Input
- On Output

Array:

Instrument SAS Name: MZIP5

Destination Data Set: ADDR

Sponsor Field Type: C

Report Section: MCD

MZIP4

Field

MZIP4

Description: Mailing address - zipcode

Form Pane Label:

SAS Name:

Tag Name:

Inherited Universe:

Universe:

Universe Description:

Question Text:

Type: String

Length: 4

- Don't Know
- Refuse
- Empty

- On Input
- On Output

Array:

Instrument SAS Name: MZIP4

Destination Data Set: ADDR

Sponsor Field Type: C

Report Section: MCD

Date Implemented (YYYY-MM-DD): November 2004

Field

PHONENUM
PHONENUM

Description: Primary telephone #

Form Pane Label:

SAS Name:

Tag Name:

Inherited Universe:

Universe:

Universe Description:

Question Text:

Type: String

Length: 10

Don't Know

Refuse

Empty

On Input

On Output

Array:

Instrument SAS Name: PHONENUM

Destination Data Set: FMIS

Sponsor Field Type: C

Report Section: FRONT

EXTN
EXTN

Field

Description: Primary Phone Extension

Form Pane Label:

SAS Name:

Tag Name:

Inherited Universe:

Universe:

Universe Description:

Question Text:

Type: String

Length: 5

Don't Know

Refuse

Empty

On Input

On Output

Array:

Instrument SAS Name: EXTN

Destination Data Set: FMIS

Sponsor Field Type: C

Report Section: FRONT

Field

PHONETYP
PHONETYP

Description: Primary Phone Type

Form Pane Label:

SAS Name:

Tag Name:

Inherited Universe:

Universe:

Universe Description:

Question Text:

Type: String

Length: 1

Don't Know

Refuse

Empty

On Input

On Output

Array:

Instrument SAS Name: PHONETYP

Destination Data Set: FMIS

Sponsor Field Type: C

Report Section: FRONT

PHONENUM2

Field

PHONENUM2

Description: Secondary telephone #

Form Pane Label:

SAS Name:

Tag Name:

Inherited Universe:

Universe:

Universe Description:

Question Text:

Type: String

Length: 10

Don't Know

Refuse

Empty

On Input

On Output

Array:

Instrument SAS Name: PHONENUM2

Destination Data Set: FMIS

Sponsor Field Type: C

Report Section: BACK

Field

EXTN2
EXTN2

Description: Second Phone Extension

Form Pane Label:

SAS Name:

Tag Name:

Inherited Universe:

Universe:

Universe Description:

Question Text:

Type: String

Length: 5

Don't Know

Refuse

Empty

On Input

On Output

Array:

Instrument SAS Name: EXTN2

Destination Data Set: FMIS

Sponsor Field Type: C

Report Section: BACK

PHONETYP2

PHONETYP2

Field

Description: Phone Type for second phone number

Form Pane Label:

SAS Name:

Tag Name:

Inherited Universe:

Universe:

Universe Description:

Question Text:

Type: String

Length: 1

Don't Know

Refuse

Empty

On Input

On Output

Array:

Instrument SAS Name: PHONETYP2

Destination Data Set: FMIS

Sponsor Field Type: C

Report Section: BACK

Field

EMAILADDRESS
EMAILADDRESS

Description: Household E-Mail Address

Form Pane Label:

SAS Name:

Tag Name:

Inherited Universe:

Universe:

Universe Description:

Question Text:

Type: String

Length: 80

- Don't Know
- Refuse
- Empty

- On Input
- On Output

Array:

Instrument SAS Name: EMAILADDRESS

Destination Data Set: STAT

Sponsor Field Type: C

Report Section: BACK

Date Implemented (YYYY-MM-DD): April 2013

MARK
MARK

Field

Description: How far you got in the instrument

Form Pane Label:

SAS Name:

Tag Name:

Inherited Universe:

Universe:

Universe Description:

Question Text:

Type: String

Length: 2

- Don't Know
- Refuse
- Empty

- On Input
- On Output

Array:

Special Instructions: NOTE: Measures how far you have progressed in the instrument. It is usually increased by one every time you enter a new "section".

- 1 = Not used
- 2 = New Case
- 3 = Unreached Household
- 7 = Household Reached {set at genintro}
- 9 = Household Refusal
- 10 = Coverage
- 11 = Control Card
- 14 = Questionnaire {set before section 1}
- 15 = refusal after partial interview
- 16 = Don't know follow-up

Instrument SAS Name: MARK

Destination Data Set: STAT

Sponsor Field Type: C

Report Section: FRONT

MARKTWO

MARKTWO

Field

Description: Sufficient partial indicator

Form Pane Label:

SAS Name:

Tag Name:

Inherited Universe:

Universe:

Universe Description:

Question Text:

Type: String

Length: 3

Don't Know

Refuse

Empty

On Input

On Output

Array:

Special Instructions: NOTE: Sufficient partial indicator - complete through section 20B.

Instrument SAS Name: MARKTWO

Destination Data Set: STAT

Sponsor Field Type: C

Report Section: FRONT

Field

REASSG
REASSG

Description: Reassignment flag

Form Pane Label:

SAS Name:

Tag Name:

Inherited Universe:

Universe:

Universe Description:

Question Text:

Type: String

Length: 1

- Don't Know
- Refuse
- Empty

- On Input
- On Output

Array:

Special Instructions: NOTE: This flag is set to 1 if the case was reassigned from one FR to another in the current quarter.

Instrument SAS Name: REASSG

Destination Data Set: STAT

Sponsor Field Type: C

Report Section: FRONT

CONREF

CONREF

Field

Description: flag for confirmed refusals

Form Pane Label:

SAS Name:

Tag Name:

Inherited Universe:

Universe:

Universe Description:

Question Text:

Type: String

Length: 1

- Don't Know
- Refuse
- Empty

- On Input
- On Output

Array:

Special Instructions: NOTE: This is the confirmed refusal flag.
If the case is a replacement household the CONREF for
the replacement case needs to be set to zero.

Instrument SAS Name: CONREF

Destination Data Set: STAT

Sponsor Field Type: C

Report Section: FRONT

Field

INSTVER
INSTVER

Description: Instrument version

Form Pane Label:

SAS Name: INSTVER

Tag Name:

Inherited Universe:

Universe:

Universe Description:

Question Text:

Type: String

Length: 30

- Don't Know
- Refuse
- Empty

- On Input
- On Output

Array:

Special Instructions: NOTE: Instrument version date in the format
"Ver 1.33 Dec/03/2001"

Instrument SAS Name: INSTVER

Destination Data Set: FMIS

Sponsor Field Type: C

Report Section: FRONT

OUTCOME

OUTCOME

Field

Description: outcome code

Form Pane Label:

SAS Name: OUTCOME

Tag Name:

Inherited Universe:

Universe:

Universe Description:

Question Text:

Type: String

Length: 3

- Don't Know
- Refuse
- Empty

- On Input
- On Output

Store Instructions: NOTE: Added 313 - Stop Work starting in November 2023
314 - Not fielded starting in October 2023

Array:

Special Instructions: 200 New case, not Started
201 Completed interview
202 Case started, insufficient partial
203 Transmit, no more follow-up possible.
(Through Section 20B complete, Enter reason why not complete.)
204 Partial, complete through Section 20B, callback to
complete
206 Don't know follow-up needed

216 Type A - No one home (unable to contact)
217 Type A - Temporarily absent
219 Type A - Other specify
321 Type A - Refused, Hostile respondent
322 Type A - Refused, Time related excuses

- 323 Type A - Refused, Language problems
- 324 Type A - Refused, Other - specify

- 313 - Stop Work
- 314 - Not Fielded {Interview 4s only}

- 224 Type B - All persons under 16
- 225 Type B - Occupied by persons with URE
- 226 Type B - Vacant for rent
- 331 Type B - Vacant for sale
- 332 Type B - Vacant other - specify

- 228 Type B - Unfit, to be demolished
- 229 Type B - Under construction, not ready
- 231 Type B - Unoccupied tent/trailer site
- 232 Type B - Permit granted, construction not started
- 233 Type B - Other - specify

- 240 Type C - Demolished
- 241 Type C - House or trailer moved
- 243 Type C - Converted to permanent nonresidential use
- 244 Type C - Merged units within same structure
- 245 Type C - Condemned
- 247 Type C - Unused serial # or listing sheet
- 248 Type C - Other - specify
- 252 Type C - Located on military base or post
- 258 Type C - Unlocatable sample address
- 259 Type C - Unit does not exist or unit is out of scope
- 290 Type C - Spawned in error
- 341 Type C - CU moved
- 342 Type C - CU merged with another CE CU within same address

Instrument SAS Name: OUTCOME

Destination Data Set: FMLY

Sponsor Field Type: C

Report Section: FRONT

FIRCODT

FIRCODT

Field

Description: Date of first contact (DDMMYYYY)

Form Pane Label:

SAS Name: FIRCODT

Tag Name:

Inherited Universe:

Universe:

Universe Description:

Question Text:

Type: String

Length: 8

- Don't Know
- Refuse
- Empty

- On Input
- On Output

Array:

Special Instructions: NOTE: Date of first got into the instrument
(BLS administrative data)

DATE is set as a european date with day first and
then month.

See DATAMODEL_CK for how to set this field

Instrument SAS Name: FIRCODT

Destination Data Set: FMIS

Sponsor Field Type: C

Report Section: FRONT

Field

FIRFRCDE
FIRFRCDE

Description: First FR to touch the case - Fr code

Form Pane Label:

SAS Name: FIRFRCDE

Tag Name:

Inherited Universe:

Universe:

Universe Description:

Question Text:

Type: String

Length: 8

- Don't Know
- Refuse
- Empty

- On Input
- On Output

Array:

Special Instructions: NOTE: First FR to touch the case. (BLS administrative data)

Instrument SAS Name: FIRFRCDE

Destination Data Set: FMIS

Sponsor Field Type: C

Report Section: FRONT

SITE

SITE

Field

Description: Regional office code

Form Pane Label:

SAS Name: REG_OFF

Tag Name:

Inherited Universe:

Universe:

Universe Description:

Question Text:

Type: String

Length: 2

- Don't Know
- Refuse
- Empty

- On Input
- On Output

Store Instructions: SITE is set equal to RT1000.SITE in the input setup specifications.

Array:

Special Instructions: Regional Office Code

22 = New York

23 = Philadelphia

25 = Chicago

29 = Atlanta

31 = Denver

32 = Los Angeles

Instrument SAS Name: SITE

Destination Data Set: FMLY

Sponsor Field Type: C

Report Section: FRONT

Field

INTNMBR
INTNMBR

Description: Interview number

Form Pane Label:

SAS Name: INTERI

Tag Name:

Inherited Universe:

Universe:

Universe Description:

Question Text:

Type: String

Length: 2

- Don't Know
- Refuse
- Empty

- On Input
- On Output

Store Instructions: INTNMBR is set equal to RT2501.INTNMBR in the input setup specifications.

Array:

Special Instructions: Valid Values: 01, 02, 03, 04

Instrument SAS Name: INTNMBR

Destination Data Set: FMLY

Sponsor Field Type: C

Report Section: FRONT

INTPER

Field

INTPER

Description: Interview year and month

Form Pane Label:

SAS Name:

Tag Name:

Inherited Universe:

Universe:

Universe Description:

Question Text:

Type: String

Length: 6

- Don't Know
- Refuse
- Empty

- On Input
- On Output

Store Instructions: INTPER is set equal to RT1000.INTPER in the input setup specifications.

Array:

Special Instructions: NOTE: Format YYYYMM

Instrument SAS Name: INTPER

Destination Data Set: FMLY

Sponsor Field Type: C

Report Section: FRONT

Field

POUT1
POUT1

Description: Outcome for Interview 1

Form Pane Label:

SAS Name: POUT1

Tag Name:

Inherited Universe:

Universe:

Universe Description:

Question Text:

Type: String

Length: 3

- Don't Know
- Refuse
- Empty

- On Input
- On Output

Store Instructions: POUT1 is set equal to RT8100.POUT1 in the input setup specifications.

Array:

Special Instructions: Valid Values: 201, 203, 216, 217, 219, 224-226, 228, 229,
231-233, 240, 241, 243-245, 247, 248, 252,
258, 259, 290, 313, 321-324, 331, 332, 341, 342

Instrument SAS Name: POUT1

Destination Data Set: FMLY

Sponsor Field Type: C

Report Section: FRONT

POUT2

POUT2

Field

Description: Outcome for interview 2

Form Pane Label:

SAS Name: POUT2

Tag Name:

Inherited Universe:

Universe:

Universe Description:

Question Text:

Type: String

Length: 3

- Don't Know
- Refuse
- Empty

- On Input
- On Output

Store Instructions: POUT2 is set equal to RT8100.POUT2 in the input setup specifications.

Array:

Special Instructions: Valid Values: 201, 203, 216, 217, 219, 224-226, 228, 229,
231-233, 240, 241, 243-245, 247, 248, 252,
258, 259, 290, 313, 321-324, 331, 332, 341, 342

Instrument SAS Name: POUT2

Destination Data Set: FMLY

Sponsor Field Type: C

Report Section: FRONT

Field

POUT3
POUT3

Description: Outcome for interview 3

Form Pane Label:

SAS Name: POUT3

Tag Name:

Inherited Universe:

Universe:

Universe Description:

Question Text:

Type: String

Length: 3

Don't Know

Refuse

Empty

On Input

On Output

Store Instructions: POUT3 is set equal to RT8100.POUT3 in the input setup specifications.

Array:

Special Instructions: Valid Values: 201, 203, 216, 217, 219, 224-226, 228, 229,
231-233, 240, 241, 243-245, 247, 248, 252,
258, 259, 290, 313, 321-324, 331, 332, 341, 342

Instrument SAS Name: POUT3

Destination Data Set: FMLY

Sponsor Field Type: C

Report Section: FRONT

POUT4

POUT4

Field

Description: Outcome for interview 4

Form Pane Label:

SAS Name: POUT4

Tag Name:

Inherited Universe:

Universe:

Universe Description:

Question Text:

Type: String

Length: 3

Don't Know

Refuse

Empty

On Input

On Output

Store Instructions: POUT4 is set equal to RT8100.POUT4 in the input setup specifications.

Array:

Special Instructions: Valid Values: 201, 203, 216, 217, 219, 224-226, 228, 229,
231-233, 240, 241, 243-245, 247, 248, 252,
258, 259, 290, 313, 321-324, 331, 332, 341, 342

Instrument SAS Name: POUT4

Destination Data Set: FMLY

Sponsor Field Type: C

Report Section: FRONT

Field

PSU
PSU

Description: PSU

Form Pane Label:

SAS Name: AREACODE

Tag Name:

Inherited Universe:

Universe:

Universe Description:

Question Text:

Type: String

Length: 5

- Don't Know
- Refuse
- Empty

- On Input
- On Output

Store Instructions: PSU is set equal to RT1000.PSU in the input setup specifications.

Array:

Instrument SAS Name: PSU

Destination Data Set: FMLY

Sponsor Field Type: C

Report Section: FRONT

SAMP_DES

SAMP_DES

Field

Description: BLS Variable: Sample designation

Form Pane Label:

SAS Name: SAMP_DES

Tag Name:

Inherited Universe:

Universe:

Universe Description:

Question Text:

Type: String

Length: 3

- Don't Know
- Refuse
- Empty

- On Input
- On Output

Array:

Instrument SAS Name: SAMP_DES

Destination Data Set: FMLY

Sponsor Field Type: C

Report Section: FRONT

Field

HH_NUM
HH_NUM

Description: BLS Variable: Household number

Form Pane Label:

SAS Name: HH_NUM

Tag Name:

Inherited Universe:

Universe:

Universe Description:

Question Text:

Type: String

Length: 2

- Don't Know
- Refuse
- Empty

- On Input
- On Output

Array:

Instrument SAS Name: HH_NUM

Destination Data Set: FMLY

Sponsor Field Type: C

Report Section: FRONT

GQTYPE

GQTYPE

Field

Description: Group quarters type

Form Pane Label:

SAS Name: ADDRTYPE

Tag Name:

Inherited Universe:

Universe:

Universe Description:

Question Text:

Type: String

Length: 3

- Don't Know
- Refuse
- Empty

- On Input
- On Output

Store Instructions: GQTYPE is set equal to RT2501.GQTYPE in the input setup specifications.

Array:

Instrument SAS Name: GQTYPE

Destination Data Set: FMLY

Sponsor Field Type: C

Report Section: FRONT

Field

USERID
USERID

Description: Interviewer's james bond

Form Pane Label:

SAS Name: FR_COD1

Tag Name:

Inherited Universe:

Universe:

Universe Description:

Question Text:

Type: String

Length: 8

- Don't Know
- Refuse
- Empty

- On Input
- On Output

Array:

Instrument SAS Name: USERID

Destination Data Set: FMLY

Sponsor Field Type: C

Report Section: FRONT

TOTAL_CU

TOTAL_CU

Field

Description: Total number of CU's

Form Pane Label:

SAS Name:

Tag Name:

Inherited Universe:

Universe:

Universe Description:

Question Text:

Type: String

Length: 2

- Don't Know
- Refuse
- Empty

- On Input
- On Output

Array:

Special Instructions: NOTE: Total number of CU for this household

Instrument SAS Name: TOTAL_CU

Destination Data Set: STAT

Sponsor Field Type: C

Report Section: COVERAGE

Field

SECTCOMP
SECTCOMP

Description: Section complete flag

Form Pane Label:

SAS Name:

Tag Name:

Inherited Universe:

Universe:

Universe Description:

Question Text:

Type: Set

Max Number of Values: 26

Length: 1

- Don't Know
- Refuse
- Empty

- On Input
- On Output

Array:

Special Instructions: NOTE: This is the Section complete flag.

It is an array where the members of the array represent the sections of the instrument.

If a section is complete then a "Yes" will be stored in the appropriate element of the array.

EX: if section 10 is complete, SECTCOMP(10) = Yes

23 = set in post-processing (See input edits.)

25 = Coverage

26 = Control Card

Instrument SAS Name: SECTCOMP

Destination Data Set: STAT

Sponsor Field Type: C

Report Section: FRONT

Field

SECTNO
SECTNO

Description: Section number of the highest section completed

Form Pane Label:

SAS Name: SECTNO

Tag Name:

Inherited Universe:

Universe:

Universe Description:

Question Text:

Type: String

Length: 2

- Don't Know
- Refuse
- Empty

- On Input
- On Output

Array:

Special Instructions: NOTE: See BBACK.BLKAPPT.DONE for how to set this field

Valid Values: 1-21, blank

Instrument SAS Name: SECTNO

Destination Data Set: FMIS

Sponsor Field Type: C

Report Section: BACK

RESPLINE

RESPLINE

Field

Description: Respondent line number

Form Pane Label:

SAS Name:

Tag Name:

Inherited Universe:

Universe:

Universe Description:

Question Text:

Type: String

Length: 2

- Don't Know
- Refuse
- Empty

- On Input
- On Output

Array:

Special Instructions: NOTE: Line Number of household/CU respondent

Valid Values: 1-30, 95

Instrument SAS Name: RESPLINE

Destination Data Set: STAT

Sponsor Field Type: N

Field

RESPNAME
RESPNAME

Description: Respondent Name

Form Pane Label:

SAS Name:

Tag Name:

Inherited Universe:

Universe:

Universe Description:

Question Text:

Type: String

Length: 42

- Don't Know
- Refuse
- Empty

- On Input
- On Output

Array:

Special Instructions: NOTE: Name of household/CU respondent

Instrument SAS Name: RESPNAME

BESTTIME

BESTTIME

Field

Description: Best time to call - category

Form Pane Label:

SAS Name:

Tag Name:

Inherited Universe:

Universe:

Universe Description:

Question Text:

Type: String

Length: 2

- Don't Know
- Refuse
- Empty

- On Input
- On Output

Array:

Special Instructions: Valid Values: 1-9

Instrument SAS Name: BESTTIME

Destination Data Set: STAT

Sponsor Field Type: C

Report Section: BACK

Field

BESTTIM2
BESTTIM2

Description: Best time to call - specify

Form Pane Label:

SAS Name:

Tag Name:

Inherited Universe:

Universe:

Universe Description:

Question Text:

Type: String

Length: 30

- Don't Know
- Refuse
- Empty

- On Input
- On Output

Array:

Instrument SAS Name: BESTTIM2

Destination Data Set: STAT

Sponsor Field Type: C

Report Section: BACK

NOSUNDAY

NOSUNDAY

Field

Description: No Sunday interview

Form Pane Label:

SAS Name:

Tag Name:

Inherited Universe:

Universe:

Universe Description:

Question Text:

Type: String

Length: 1

- Don't Know
- Refuse
- Empty

- On Input
- On Output

Array:

Special Instructions: Valid Values: 0 = Sunday interview acceptable
1 = No sunday interview

Instrument SAS Name: NOSUNDAY

Destination Data Set: STAT

Sponsor Field Type: C

Report Section: BACK

Field

CP1PHON
CP1PHON

Description: Noninterview contact persons telephone

Form Pane Label:

SAS Name:

Tag Name:

Inherited Universe:

Universe:

Universe Description:

Question Text:

Type: String

Length: 10

- Don't Know
- Refuse
- Empty

- On Input
- On Output

Array:

Special Instructions: See BCoverage.BContact.PHON for how to set this field

Instrument SAS Name: CP1PHON

Destination Data Set: CP1

Sponsor Field Type: C

Report Section: COVERAGE

Date Implemented (YYYY-MM-DD): July 2004

CP1EXT

CP1EXT

Field

Description: Noninterview Contact person telephone extension

Form Pane Label:

SAS Name:

Tag Name:

Inherited Universe:

Universe:

Universe Description:

Question Text:

Type: String

Length: 5

- Don't Know
- Refuse
- Empty

- On Input
- On Output

Array:

Special Instructions: See BCoverage.BContact.PHON for how to set this field

Instrument SAS Name: CP1EXT

Destination Data Set: CP1

Sponsor Field Type: C

Report Section: COVERAGE

Date Implemented (YYYY-MM-DD): April 2004

Field

CP1TYPE
CP1TYPE

Description: Type of Noninterview Contact person

Form Pane Label:

SAS Name:

Tag Name:

Inherited Universe:

Universe:

Universe Description:

Question Text:

Type: String

Length: 1

- Don't Know
- Refuse
- Empty

- On Input
- On Output

Array:

Special Instructions: Valid Value: 1 = Type B/C Contact

Instrument SAS Name: CP1TYPE

Destination Data Set: CP1

Sponsor Field Type: C

Report Section: COVERAGE

CP1ZP5

CP1ZP5

Field

Description: Noninterview contact person Zipcode - 1st 5 digits

Form Pane Label:

SAS Name:

Tag Name:

Inherited Universe:

Universe:

Universe Description:

Question Text:

Type: String

Length: 5

- Don't Know
- Refuse
- Empty

- On Input
- On Output

Array:

Special Instructions: See BCoverage.BContact.CP1ZP9 for how to set this field

Instrument SAS Name: CP1ZP5

Destination Data Set: CP1

Sponsor Field Type: C

Report Section: COVERAGE

Date Implemented (YYYY-MM-DD): November 2004

Field

CP1ZP4
CP1ZP4

Description: Noninterview Contact persons zipcode - 4 digits

Form Pane Label:

SAS Name:

Tag Name:

Inherited Universe:

Universe:

Universe Description:

Question Text:

Type: String

Length: 4

- Don't Know
- Refuse
- Empty

- On Input
- On Output

Array:

Special Instructions: See BCoverage.BContact.CP1ZP9 for how to set this field

Instrument SAS Name: CP1ZP4

Destination Data Set: CP1

Sponsor Field Type: C

Report Section: COVERAGE

Date Implemented (YYYY-MM-DD): November 2004

SSFTEAMCODE

SSFTEAMCODE

Field

Description: Field Survey Statistician team code (RO Restructuring)

Form Pane Label:

SAS Name: SSFTEAM

Tag Name:

Inherited Universe:

Universe:

Universe Description:

Question Text:

Type: String

Length: 2

- Don't Know
- Refuse
- Empty

- On Input
- On Output

Array:

Special Instructions: VALUE: 2 digit code of SSF (Survey Stat in Field) team FR belongs

Instrument SAS Name: SSFTEAMCODE

Destination Data Set: FMIS

Sponsor Field Type: C

Report Section: FRONT

Field

FSTEAMCODE
FSTEAMCODE

Description: Field Supervisor team code (RO Restructuring)

Form Pane Label:

SAS Name: FSTEAM

Tag Name:

Inherited Universe:

Universe:

Universe Description:

Question Text:

Type: String

Length: 4

- Don't Know
- Refuse
- Empty

- On Input
- On Output

Array:

Special Instructions: VALUE: 2 digit SSF team code + 2 digit within FS (field supervisors) team number

Instrument SAS Name: FSTEAMCODE

Destination Data Set: FMIS

Sponsor Field Type: C

Report Section: FRONT

POPGRP

Field

POPGRP

Description: POP Group Code

Form Pane Label:

SAS Name: POPGRP

Tag Name:

Inherited Universe:

Universe:

Universe Description:

Question Text:

Type: String

Length: 2

- Don't Know
- Refuse
- Empty

- On Input
- On Output

Store Instructions: POPGRP is set equal to RT1002.POPGRP in the input setup specifications

Array:

Instrument SAS Name: POPGRP

Destination Data Set: FMIS

Sponsor Field Type: C

Report Section: FRONT

Date Implemented (YYYY-MM-DD): April 2017

Field

MIXED_CONSENT_ctf
MIXED_CONSENT_ctf

Description: Mixed cari consent flag

Form Pane Label:

SAS Name:

Tag Name:

Inherited Universe:

Universe:

Universe Description:

Question Text:

Type: Enumerated

Length: 1

Answer List: TYesNo

Value:	Mnemonic:	Description:
1	Yes	Yes
2	No	No

- Don't Know
- Refuse
- Empty

- On Input
- On Output

Array:

Special Instructions: Tracks when the respondent changes consent between yes and no.

Instrument SAS Name: MIXED_CONSENT_ctf

Destination Data Set: FMIS

Sponsor Field Type: N

Report Section: CARI

Date Implemented (YYYY-MM-DD): July 2022

Field

QTYPE
QTYPE

Description: CARI Test Eligible - Only set for October - December

Form Pane Label:

SAS Name: QTYPE

Tag Name:

Inherited Universe:

Universe:

Universe Description:

Question Text: ** Not Displayed **

Type: String

Length: 1

- Don't Know
- Refuse
- Empty

- On Input
- On Output

Array:

Special Instructions: Valid Values:

Blank = not CARI Test Eligible

Instrument SAS Name: QTYPE

Destination Data Set: FMIS

Sponsor Field Type: C

Report Section: FRONT

Date Implemented (YYYY-MM-DD): October 2021

CASE_CONSENT

CASE_CONSENT

Field

Description: Final CARI consent

Form Pane Label:

SAS Name: CARICON

Tag Name:

Inherited Universe:

Universe:

Universe Description:

Question Text:

Type: Enumerated

Length: 1

Answer List: TYesNo

Value:	Mnemonic:	Description:
1	Yes	Yes
2	No	No

- Don't Know
- Refuse
- Empty

- On Input
- On Output

Array:

Instrument SAS Name: CASE_CONSENT

Destination Data Set: FMIS

Sponsor Field Type: C

Report Section: CARI

Date Implemented (YYYY-MM-DD): July 2022

Field

URRAL
URRAL

Description: Urban/ Rural indicator

Form Pane Label:

SAS Name:

Tag Name:

Inherited Universe:

Universe:

Universe Description:

Question Text:

Type: String

Length: 1

- Don't Know
- Refuse
- Empty

- On Input
- On Output

Array:

Special Instructions: U = Urban
R = Rural

Instrument SAS Name: URRAL

Destination Data Set: FMLY

Sponsor Field Type: C

Date Implemented (YYYY-MM-DD): February 2023

CONFLAG

CONFLAG

Field

Description:

Form Pane Label:

SAS Name: CON

Tag Name:

Inherited Universe:

Universe:

Universe Description:

Question Text:

Type: String

Length: 1

- Don't Know
- Refuse
- Empty

- On Input
- On Output

Array:

Instrument SAS Name: CON

Destination Data Set: FMLY

Field

PSUCON
PSUCON

Description:

Form Pane Label:

SAS Name: PSUCON

Tag Name:

Inherited Universe:

Universe:

Universe Description:

Question Text:

Type: String

Length: 3

- Don't Know
- Refuse
- Empty

- On Input
- On Output

Array:

Instrument SAS Name: PSUCON

Destination Data Set: FMLY

CONCEFLAG

CONCEFLAG

Field

Description:

Form Pane Label:

SAS Name: CONCE

Tag Name:

Inherited Universe:

Universe:

Universe Description:

Question Text:

Type: String

Length: 3

- Don't Know
- Refuse
- Empty

- On Input
- On Output

Array:

Instrument SAS Name: CONCEFLAG

Destination Data Set: FMLY

Field

CNTYCON
CNTYCON

Description:

Form Pane Label:

SAS Name: CNTYCON

Tag Name:

Inherited Universe:

Universe:

Universe Description:

Question Text:

Type: String

Length: 3

- Don't Know
- Refuse
- Empty

- On Input
- On Output

Array:

Instrument SAS Name: CNTYCON

Destination Data Set: FMLY