



Internet Data Collection Facility (IDCF) Logon

[Test Your Browser](#)

Welcome to the Internet Data Collection Facility (IDCF).

To report your survey data, you must logon with a valid password for the IDCF User ID that is included in your Bureau of Labor Statistics (BLS) survey documents.

User ID:

User ID can be your permanent account number, temporary account number or your registered email address.

Password:

NOTE: the password is case-sensitive.

[Forgot Password?](#)

Terms and Conditions of Use

WARNING! You are using an Official United States Government System, which may be used only for authorized purposes. Unauthorized modification of any information stored on this system may result in criminal prosecution. The Government may monitor and audit the usage of this system, and all persons are hereby notified that the use of this system constitutes consent to such monitoring and auditing. Unauthorized attempts to upload information and/or change information on these web sites are strictly prohibited and are subject to prosecution under the Computer Fraud and Abuse Act of 1986 and Title 18 U.S.C. Sec. 1001 and 1030.

[I Accept](#)

Please read:

Due to security reasons, your session will time out after 30 minutes of system inactivity. You will need to logon to the website again to continue.

If you have questions or comments please complete and submit the [Help Request Form](#) 

Version: 10.5.4



Welcome to the Internet Data Collection Facility

[Select Survey](#)

[Update Respondent Info](#)

[Change Password](#)

- Please review your information listed below, and click the "Update" button to make any changes.
- Select the appropriate survey and click the "Continue" button when you are ready to enter data.

Respondent Information

[Update](#)

John Doe
joltswbhelp@bls.gov
202-212-3456

Widget Manufacturing Corp.
2 Massachusetts Ave
Washington DC 22301

Please select a survey:

Job Openings and Labor Turnover Survey ▼

[Continue](#)

Maintenance activities may be conducted on Sundays from noon to 6:00 p.m. Eastern Time in order to keep the Internet Data Collection Facility (IDCF) at its peak performance and to cause as little disruption in service as possible to our customers. If the system is unavailable, please try back at a later time.


If you have questions or comments please complete and submit the [Help Request Form](#) 

Version: 10.5.4

ADA Compliance Notice

The Bureau of Labor Statistics (BLS) is committed to making its online information and services accessible to the widest possible audience.

We work to insure that our documents are, to the maximum extent feasible, accessible to persons using special screen reading software and hardware.

If this information is not accessible for any reason, or you wish to comment on our accessibility efforts, please complete and submit help request form: [Help Request Form](#) .

If you are reporting a specific issue with any of the pages in the Data Collection Facility, please provide the survey name, URL of the page, and any relevant information as to the problem encountered.

You may also include a mailing address in case we have to mail any information to you.

If you have questions or comments please complete and submit the [Help Request Form](#) .

Version: 10.5.4

Privacy and Security Statement

Thank you for visiting the Bureau of Labor Statistics (BLS) Internet Data Collection Website. BLS is strongly committed to maintaining the privacy of your personal and company information, the confidentiality of your data, and the security of our computer systems.

With respect to the collection, use, and disclosure of personal information, BLS makes every effort to ensure compliance with applicable Federal law, including, but not limited to, the Confidential Information Protection and Statistical Efficiency Act (44 U.S.C. 3572), the Privacy Act of 1974, the Paperwork Reduction Act of 1995, the Trade Secrets Act, and the Freedom of Information Act.

Data submitted to the BLS are used for statistical purposes only. BLS and State agencies (when applicable) will hold your data in confidence to the full extent permitted by law.

When you visit our site, we authenticate the account number and password or other respondent identifier assigned to you by BLS. This information is used to ensure that only authorized BLS respondents are granted access to the website.

The BLS Data Collection Facility does not use [cookies](#) to store any permanent information about you or your business.

When you visit our site, we collect and store the following information:

- The IP address from which you accessed the Internet (an IP address is a number that is automatically assigned to your computer)
- The type of browser and operating system used to access our site
- The date and time you accessed our site

This information is permanently retained in a secure environment and is used by internal software programs to create summary statistics. These statistics allow us to assess site trends, the number of unique visitors to our site, and monitor system performance.

For security purposes and to ensure that this service remains available to all users, our website also employs software programs to monitor network traffic to identify unauthorized attempts to upload information other than survey data, alter the site, or other attempts to cause damage. Per the Cybersecurity Enhancement Act of 2015, Federal information systems are protected from malicious activities through cybersecurity screening of transmitted data.

Unauthorized attempts to upload information not associated with a specific survey, alter the site or to cause damage are strictly prohibited and may be punishable under the Computer Fraud and Abuse Act of 1986 and the National Information Infrastructure Protection Act of 1996.

If you identify yourself by sending an E-mail

You also may decide to send us identifying information in an electronic mail message. Information collected in this manner is used solely for responding to requests for information or assistance. We may forward your E-mail to other Government employees who are better able to respond to you. Should you wish to file a request under FOIA, instructions are provided at [BLS - IDCF Freedom of Information Requests](#).

If you identify yourself by initiating a Respondent Change Request

As a BLS respondent you may alter your identifying personal or company information. Information collected in this manner will be forwarded to the responsible Government employees for processing. You will be contacted for verification purposes prior to processing.

If you link to other sites outside of the BLS Internet Data Collection Website

Our website has many links to other sites. When you link to any of these sites, you are no longer on our site and are subject to the privacy policy of the new site.



BLS Freedom of Information Requests (FOIA)

The Freedom of Information Act (FOIA) provides any person the right to request access to records held by the Bureau of Labor Statistics. The request must be in writing and signed by the person making the request; it must state that the request is being made pursuant to the FOIA; and it must reasonably describe the records being requested. The Department of Justice's homepage provides the full text of the Freedom of Information Act (FOIA).

In making your request, you should be as specific as possible in describing the records requested. The more specific you are about the records or types of records you are requesting, the more likely it will be that the BLS can locate those records.

There are statutory FOIA exemptions that authorize the withholding of information in certain specific circumstances. If the BLS does withhold information requested under the FOIA, we will specify in our response the FOIA exemption under which the information is being withheld.

Under the FOIA statute, Federal agencies are required to respond to a FOIA request within twenty business days, excluding Saturdays, Sundays, and legal holidays. In the BLS, this period begins when the FOIA Disclosure Officer receives the request.

BLS FOIA Contacts

You should address your FOIA request for BLS records to:

U.S. Department of Labor
Bureau of Labor Statistics
FOIA Disclosure Officer
Room. 4040 Postal Square Building
2 Massachusetts Avenue, N.E.
Washington, DC 20212-0001

Or fax your request to:

Bureau of Labor Statistics
FOIA Disclosure Officer
(202) 691-7797

The BLS FOIA Coordinator can be reached at (202) 691-7628.



Help Request Form

The Bureau of Labor Statistics (BLS) is committed to making its online information and services accessible to the widest possible audience. Please complete the form below and click on the "Submit" button. You will be contacted by an IDCF help desk representative.

(* Required Field)

To receive a reply to your request, enter the following:

*Email Address:

*First Name:

*Last Name:

*Phone Number:

Enter your request information below:

*Nature of the Problem:

*Problem Description:

Please provide additional information below:

Which BLS Survey are you currently trying to report data for?

Which State are you currently trying to report for?

User ID:

Did you register using the email address above?

☐ Yes

☐ No

☐ Don't Know

☐ Not Registered

Please note that your IP address will be captured automatically when you submit this form in order to help troubleshoot your issue.

Submit

Update Respondent Information

Please complete the items below.

Enter Name of Person Completing this Form & Address where you conduct business or your worksite is actually located.

(* Required Field)

[Select Survey](#)

[Update Respondent Info](#)

[Change Password](#)

***Your Name:**

If we have any questions about the information that you provided we will contact the person listed here.

Your Job Title:

***Your Company Name:**

Name of your registered company.

***Address:**

***City:**

*** State:**

*** Zip Code:**

*** Email:**

*** Confirm Email:**

*** Telephone:**

*The phone number
can only contain
numbers (for ex.
1234567890)*

Fax:

Assign to another user

☐ Check if the information above has been changed to assign this account to another user.

NOTE: The new user will be emailed the account number and a reset password link so he or she can begin reporting data to BLS.

[Continue](#)

Change Password

Select Survey

Update Respondent Info

Change Password

Password:

Confirm Password:

Continue

NOTE: Criteria met when ALL Green ✓'s appear
The password chosen MUST:
✗ Be between 8 and 12 characters in length
✗ Contain at least one (1) character from three (3) of the following categories:
 UPPER CASE letter (A-Z)
 lower case letter (a-z)
 Digit (0-9)
 Special Character !@#\$%^&*~_-=./:?[\] ^ { } | ~
✗ Both passwords must match

If you have questions or comments please complete and submit the [Help Request Form](#) 

Version: 10.5.4

Dear Employer,

Welcome to the Job Openings and Labor Turnover Survey (JOLTS) Internet Data Collection Website. The JOLTS program collects data on Total Employment, Job Openings, Hires, Quits, Layoffs & Discharges, and Other Separations from approximately 21,000 U.S. business establishments. The data are collected by the Bureau of Labor Statistics through the Atlanta JOLTS Data Collection Center on a monthly basis. The JOLTS survey covers all non-agricultural industries in the public and private sectors for the 50 States and the District of Columbia. Your data help provide business and government officials with vital information on our nation's Job Openings and Labor Turnover. Thank you for being a part of our nation's job count!

Continue

NOTE: If you need a new JOLTS form, please click the [Get New Form](#) link, or email JoltsWebHelp@bls.gov. You will also have the option to download a new form from the "Thank You" page after submitting your data.

The Bureau of Labor Statistics, its employees, agents, and partner statistical agencies, will use the information you provide for statistical purposes only and will hold the information in confidence to the full extent permitted by law. In accordance with the Confidential Information Protection and Statistical Efficiency Act (44 U.S.C. 3572) and other applicable Federal laws, your responses will not be disclosed in identifiable form without your informed consent. Per the Federal Cybersecurity Enhancement Act of 2015, Federal Information systems are protected from malicious activities through cybersecurity screening of transmitted data.

We estimate it will take an average of 10 minutes to complete this form each month, including time for reviewing instructions, searching existing data sources, gathering and maintaining the data needed, and completing and reviewing this information. If you have any comments regarding these estimates or any other aspect of this survey, send them to the Bureau of Labor Statistics, 2 Massachusetts Avenue, NE, Room 4840, Washington, DC 20212. You are not required to respond to the collection of information unless it displays current **OMB No. 1220-0170**. Approval expires 12/31/2025.

If you have questions or comments, please send e-mail to: JoltsWebHelp@bls.gov

Version: 1.0



Data Entry

The online spreadsheet below offers a number of features to facilitate data entry. [View hints for entering data.](#)

- **Copy & paste** across cells (use keyboard commands Ctrl+'C' for copy and Ctrl+'V' for paste).
- **Sort rows** ascending/descending (click on the column header).
- **Expand** location information (click '+' next to 'Location Information').

November 2024

December 2024

Report the data item below for each monthly tab

Location Information				Total Employment	Job Openings	Hires	Quits	Layoffs and Discharges	Other Separations	Total Separations
Report #	Location	ST	State UI	(Pay period including the 12th of the month)	(Available on the last business day of the month)					
333333331	124 Washington St.	DC	1234567890							
333333332	224 Jefferson Ct.	DC	1234567890							
333333333	324 Madison Ave.	DC	1234567890							
333333334	424 Hamilton Dr.	DC	1234567890							
333333335	524 Franklin Ln.	DC	1234567890							
333333336	624 Adams Bvd.	DC	1234567890							

Continue



BUREAU OF LABOR STATISTICS

Job Openings and Labor Turnover Survey

Job Openings and Labor Turnover Survey Help System

About Job Openings and Labor Turnover Survey (JOLTS)

The Job Openings and Labor Turnover Survey (JOLTS) program is a monthly survey conducted by the Bureau of Labor Statistics of the U.S. Department of Labor.

The JOLTS survey collects data on Total Employment, Job Openings, Hires, Quits, Layoffs & Discharges, and Other Separations.

JOLTS Confidentiality Notice

The Bureau of Labor Statistics, its employees, agents, and partner statistical agencies, will use the information you provide for statistical purposes only and will hold the information in confidence to the full extent permitted by law. In accordance with the Confidential Information Protection and Statistical Efficiency Act (44 U.S.C. 3572) and other applicable Federal laws, your responses will not be disclosed in identifiable form without your informed consent. Per the Federal Cybersecurity Enhancement Act of 2015, Federal information systems are protected from malicious activities through cybersecurity screening of transmitted data.

Report My Data

1. Select the survey for which you are reporting.
2. Select the tab with the month and year for which you are reporting.
3. Click on the "Help" button above each column for the specific definitions of the requested data element.
4. Enter the data for each location record into the corresponding fields on the page (you can enter numbers directly onto the form or copy and paste them from an external spreadsheet).
5. Click on the "Continue" button.
6. Correct any record flagged by the system as having errors (e.g., missing Total Employment, non-numerical data entries, and Total Separations that conflict with reported Quits, Layoffs and Discharges, or Other Separations).
7. Click on the "Continue" button.
8. Address any warnings of unusual data fluctuation by either revising the data if incorrect or selecting an explanation in the "Reason" column. Note! This step is not required, though it does help the BLS better assess whether a data verification follow-up is necessary.
9. Click on the "Continue" button and note your confirmation number.
10. Click the "Export as Excel file" button to save your submission in Excel for your records.

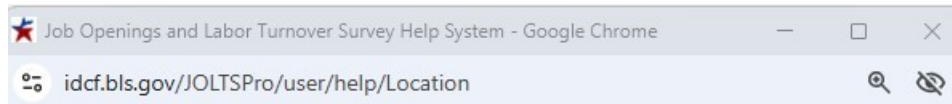
Edit My Data

You have the option to edit your data on the final page where you see a "thank you" notice for your submittal:

1. Click on the "Edit Data" button on the Final Page.
2. Make any necessary changes.
3. Follow steps 5-10 in the previous section.

Get Help Reporting My Data

Requests for assistance using the JOLTS system, comments, and suggestions should be forwarded to JoltsWebHelp@bls.gov. If you need help completing the survey, please call (800) 341-4620.



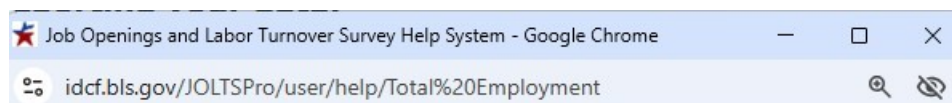
Location Information

The Location Information section of the form allows reporters to determine the correct location for which to report data:

- **Report #:** the official JOLTS survey number designated for a location.
- **Location:** editable field in which a reporter can designate a location name or nickname that allows them to pinpoint the requested location's information. An example can be a store number, city, or street.
- **ST:** the state abbreviation for the requested establishment's location.
- **State UI:** the state Unemployment Insurance Account number for the requested establishment.

If you have questions or comments, please send e-mail to: JoltsWebHelp@bls.gov

Version: 1.0



Total Employment

Report all persons on your payroll who worked or received pay for the pay period that includes the **12th of the month**.

Include:

- Full-time and part-time employees
- Permanent, short-term, and seasonal employees
- Salaried and hourly workers
- Employees on paid vacation or other paid leave

Do Not Include:

- Proprietors and partners of unincorporated businesses
- Unpaid family workers
- Employees on strike for the entire pay period
- Employees on leave without pay for the entire pay period
- Employees of temporary help agencies, employee leasing companies, outside contractors, or consultants. (These employees will be counted by their employer of record.)

Job Openings

Report all positions that are open (not filled) on the last business day of the month. A job is open only if it meets all three of these conditions:

- A specific position exists and there is work available for that position. The position can be full-time or part-time, and it can be permanent, short-term, or seasonal, **and**
- The job could start within 30 days, whether or not you find a suitable candidate during that time, **and**
- You are **actively recruiting** workers from outside the location shown in Section 1 on the front of this page.

What is active recruiting?

Active recruiting means your establishment is taking steps to fill a position. It may include advertising in newspapers, on television, or on radio; posting Internet notices; posting "help wanted" signs; networking or making "word of mouth" announcements; accepting applications; interviewing candidates; contacting employment agencies; or soliciting employees at job fairs, state or local employment offices, or similar sources.

Do Not Include:

- Positions open only to internal transfers, promotions or demotions, or recall from layoffs
- Openings for positions with start dates more than 30 days in the future
- Positions for which employees have been hired, but the employees have not yet reported for work
- Positions to be filled by employees of temporary help agencies, employee leasing companies, outside contractors, or consultants

Job Openings and Labor Turnover Survey Help System - Google Chrome

idcf.bls.gov/JOLTSPPro/user/help/Hires

Hires and Recalls

Report all additions to your payroll during the month.

Include:	Do not include:
<ul style="list-style-type: none">• Newly hired and rehired employees• Full-time and part-time employees• Permanent, short-term, and seasonal employees• Employees who were recalled to a job at this location following a layoff (formal suspension from pay status) lasting more than 7 days• On-call or intermittent employees who returned to work after having been formally separated• Workers who were hired and separated during the month• Transfers from other locations	<ul style="list-style-type: none">• Employees returning from strike• Employees of temporary help agencies, employee leasing companies, outside contractors, or consultants• Transfers or promotions within this location

If you have questions or comments, please send e-mail to: JoltsWebHelp@bls.gov

Version: 1.0

Job Openings and Labor Turnover Survey Help System - Google Chrome

idcf.bls.gov/JOLTSPPro/user/help/Quits

Quits

Employees who left voluntarily.

Exception: Report retirements or transfers to other locations with Other Separations in the **Other Separations** column.

If you have questions or comments, please send e-mail to: JoltsWebHelp@bls.gov

Version: 1.0

Layoffs and Discharges

Involuntary separations initiated by the employer.

Include:

- Layoffs with no intent to rehire
- Layoffs (formal suspensions from pay status) lasting or expected to last more than 7 days. (If the employee was later recalled, also include in the Hires column.)
- Discharges resulting from mergers, downsizing, or closings
- Firings or other discharges for cause
- Terminations of permanent or short-term employees
- Terminations of seasonal employees (whether or not they are expected to return next season)

If you have questions or comments, please send e-mail to: JoltsWebHelp@bls.gov

Version: 1.0

Other Separations

Include:

- Retirements
- Transfers to other locations
- Separations due to employee disability
- Deaths

Do not include:

- Transfers within this location
- Employees on strike
- Employees of temporary help agencies, employee leasing companies, outside contractors, or consultants

If you have questions or comments, please send e-mail to: JoltsWebHelp@bls.gov

Version: 1.0

Total Separations

Report all separations from your payroll during the month. Report by type of separation.

Include:

- **Quits:** Employees who left voluntarily.
- **Layoffs and Discharges:** Involuntary separations initiated by the employer, including:
 - Layoffs with no intent to rehire
 - Layoffs (formal suspensions from pay status) lasting or expected to last more than 7 days. (If the employee was later recalled, also include in the Hires column.)
 - Discharges resulting from mergers, downsizing, or closings
 - Firings or other discharges for cause
 - Terminations of permanent or short-term employees
 - Terminations of seasonal employees (whether or not they are expected to return next season)
- **Other Separations:** Retirements; transfers to other locations; separations due to employee disability; deaths.

Do not include:

- Transfers within this location
- Employees on strike
- Employees of temporary help agencies, employee leasing companies, outside contractors, or consultants



Data Entry

The online spreadsheet below offers a number of features to facilitate data entry. [View hints for entering data.](#)

- **Copy & paste** across cells (use keyboard commands Ctrl+'C' for copy and Ctrl+'V' for paste).
- **Sort rows** ascending/descending (click on the column header).
- **Expand** location information (click '+' next to 'Location Information').

November 2024

December 2024

Report the data item below for each monthly tab

Location Information				Total Employment	Job Openings	Hires	Quits	Layoffs and Discharges	Other Separations	Total Separations
Report #	Location	ST	State UI	(Pay period including the 12th of the month)	(Available on the last business day of the month)					
333333331	124 Washington St.	DC	1234567890	10		2	0	1	0	1
333333332	224 Jefferson Ct.	DC	1234567890	49		2	4	7	4	12
333333333	324 Madison Ave.	DC	1234567890	200		9	11	2	7	11
333333334	424 Hamilton Dr.	DC	1234567890	700		58	28	17	21	45
333333335	524 Franklin Ln.	DC	1234567890	2,500		90	81	25	40	82
333333336	624 Adams Bvd.	DC	1234567890	100,000		102	201	400	500	912

Continue



You are finished! Thank you for reporting your data.

BLS has received your data. Your Confirmation Number is **1982680**. If you would like, you may export this report to an Excel file for your records or click the Edit Data button to make any changes. If you are done, you can log out or close the window.

November 2024 **December 2024** Report the data item below for each monthly tab

	Location Information								
	Report #	Location	Total Employment (Pay period including the 12th of the month)	Job Openings (Available on the last business day of the month)	Hires	Quits	Layoffs and Discharges	Other Separations	Total Separations
1	333333331	124 Washington St.	10	2	0	1	0	0	1
2	333333332	224 Jefferson Ct.	49	2	4	7	4	1	12
3	333333333	324 Madison Ave.	200	9	11	2	7	2	11
4	333333334	424 Hamilton Dr.	700	58	28	17	21	7	45
5	333333335	524 Franklin Ln.	2500	90	81	25	40	17	82
6	333333336	624 Adams Blvd.	100000	102	201	400	500	12	912

[Edit Data](#)

[Export as Excel file](#)



Hints for Entering Data

Paste Data

- To paste data in individual cells or across rows or columns, you must use your keyboard shortcut.
- The right-mouse menu will not work. Shortcut keys are **Ctrl + V** on PCs or **Command + V** on macs.
- To paste data into multiple cells, click the destination cell only once. If you double click and the text cursor appears, all the data will be pasted into that one cell instead of spreading across multiple cells.

Data Element Definitions

To ensure that you are reporting data that are in scope for the reference month, review each data element's definition by clicking on the help button above each column header.

BUREAU OF LABOR STATISTICS
Job Openings and Labor Turnover Survey

Update Respondent Information | Help | Logout

Data Entry

The online spreadsheet below offers a number of features to facilitate data entry. View [hints for entering data](#).

- Copy & paste** across cells (use keyboard commands Ctrl+C for copy and Ctrl+V for paste).
- Sort rows** ascending/descending (click on the column header).
- Expand** location information (click "+" next to "Location Information").

April 2024 | **May 2024** | Report the data item below for each monthly tab

	Report #	Location	Total Employment (The secret includes the 12th of the month)	Job Openings (Available as the last business day of the month)	Hires	Quits	Layoffs and Discharges	Other Separations	Total Separations	
1	40404001	Arlington	2	1	4		1	2	1	4
2	40404002	Fredericksburg	40	7	6					
3	40404003	Alexandria	116	24	19					
4	40404004	Fairfax	453	17	17					
5	40404005	Richmond	1,345	102	145					
6	40404006	Charlottesville	433,000	409	400					

Sort Rows

To sort the rows of data, click on a column header.

Sorting will occur as follows, cycling through the options as you click the header:

- Ascending order (first click)
- Descending order (second click)
- Original order (third click)

If you change the order of rows on a particular month and submit data, the row sort will be saved for the next time you log in.

Location Information			
Report #	Location	ST	State UI
404040403	Alexandria	VA	123456789
404040401	Arlington	VA	123456789
404040406	Charlottesville	VA	123456789
404040404	Fairfax	VA	123456789
404040402	Fredericksburgh	VA	123456789
404040405	Richmond	VA	123456789

Rearrange Individual Rows

To sort rows other than by columns, drag and drop the row to where you would like it.

Location Information			
Report #	Location	Total Employment <small>(By period including the 12th of the month)</small>	Job Openings <small>(Available on the last business day of the month)</small>
1	404040403 Alexandria	156	24
2	404040401 Arlington	2	1
3	404040402 Fredericksburgh	40	7
4	404040404 Fairfax	453	17
5	404040405 Richmond	1,345	102
6	404040406 Charlottesville	43,000	489

Expand and Collapse Columns

To view more about the Location Information, click on the plus sign in the Location group header.

Once expanded, this will become a 'minus' sign and clicking it will collapse the selection.

Location Information					
	Report #	Location	Total Employment <small>(By period including the 12th of the month)</small>	Job Openings <small>(Available on the last business day of the month)</small>	Hires
1	404040401	Arlington	2	1	4
2	404040402	Fredericksburgh	40	7	8
3	404040403	Alexandria	156	24	19
4	404040404	Fairfax	453	17	17
5	404040405	Richmond	1,345	102	145
6	404040406	Charlottesville	43,000	489	400

Copy Data to Multiple Rows

An explanation for data irregularities may apply to multiple flagged locations. To assign the same reason to multiple rows, use the auto-drag feature.

1. Move your cursor to the bottom right corner of a cell to display a set of crosshairs.
2. While the crosshairs are present, click and drag a cell's value over the additional cells you would like to apply its value to.

Total Separations	Reason
2	Please select an option
8	Please select an option
20	Please select an option
45	Please select an option
201	Please select an option
985	Please select an option

Enter Data for Different Months

To view, enter, or edit data for the current and the previous month(s), click on the appropriate tab.

April 2023

May 2023

Data Reporting Errors

The system will notify you of any problems with the data that must be addressed before you can submit your data (e.g., if the Total Employment field is blank, or if there are values for Total Separations and only 2 of the 3 components). The tab of the reporting month will show the number of reports/locations with errors. To see a full list of these messages, select the "Show Errors List" button.

Please address the issues and select "Continue".

Errors Review

The report(s) below have inconsistencies. Please review the highlighted cells or click the "Show Errors List" button for error details and make corrections. Press continue to submit your corrections.

Show Errors List

April 2024May 2024

Report the data item below for each monthly tab

	Location Information		Total Employment	Job Openings	Hires	Quits	Layoffs and Discharges	Other Separations	Total Separations	
	Report #	Location	(Pay period including the 12th of the month)	(Available on the last business day of the month)						
1	404040401	Arlington	10	0	1	2	0		2	Issues
2	404040402	Fredericksburgh			3	3	0	2	5	Issues
3	404040403	Alexandria	315	12	22	8	9	2	19	
4	404040404	Fairfax	841	55	59	18	24	0	42	
5	404040405	Richmond	4,609	202	300	300	180	89	569	
6	404040406	Charlottesville	10,689	589	712	589	400	112	1,101	

Continue

If you have questions or comments, please send e-mail to: JobsWebHelp@bls.govVersion: 1.0

Data Reporting Warnings

The system will also notify you of possible irregularities with the data (e.g., if a value is unusually high or low compared to previous reports). To see a full list of these messages, select the "Show Warnings List" button. The tab of the reporting month will show the number of reports/locations with potential issues.

Please review the issues and either revise your data or provide a reason for the irregularity.

Note: Providing a reason for data fluctuation is not mandatory. You will be able to make a final submittal whether or not one is selected.

Warnings Review

The report(s) below have some warnings. Please review the highlighted cells or click the "Show Warnings List" button for warning details and make corrections if necessary.

Hide Warnings List

January 2024

- Rept# 404040402: Job openings = Hires. Please make sure that the openings reported were still available at the end of the month. If correct, confirm in the final column.
- Rept# 404040406: Quits are low relative to previously reported data. If correct, please select a Reason in the final column.
- Rept# 404040406: Total separations are low relative to previously reported data. If correct, please select a Reason in the final column.

December 2023January 2024

Report the data item below for each monthly tab

	Report #	Total Employment	Job Openings	Hires	Quits	Layoffs and Discharges	Other Separations	Total Separations	Reason
		(Pay period including the 12th of the month)	(Available on the last business day of the month)						
1	404040401	10	0	1	2	0	4	6	
2	404040402	50	3	3	3	0	2	5	Issues
3	404040403	315	12	22	8	9	2	19	Please select an option
4	404040404	841	55	59	18	24	17	59	
5	404040405	4,609	202	300	325	180	89	594	
6	404040406	10,689	589	712	589	478	112	1,179	Issues

If you need assistance or want to provide your data in an alternative format, please e-mail JobsWebHelp@bls.gov or call (800) 341-4620.