

I-94 Web Application



U.S. Customs and Border Protection

Program Manager: Brian McGill

Program Manager Assistant: Soraena Giles-Outlaw

February 2021

Official Site for Travelers Visiting the United States: Apply for or Retrieve Form I-94, Request Travel History and Check Travel Compliance

International travelers visiting the United States can apply for or retrieve their I-94 admission number/record (which is proof of legal visitor status) as well as retrieve a limited travel history of their U.S. arrivals and departures.



Visiting the U.S. & Arriving via a Land Border?

An I-94 form is needed by all persons except U.S. Citizens, returning resident aliens, aliens with Immigrant visas, and most Canadian citizens visiting or in transit. Air and Sea travelers will be issued I-94s during the admission process at the port of entry.

[APPLY FOR NEW I-94](#)
(Land Border Travelers Only)



Already Visiting & Need Proof of Visitor Status?

A traveler lawfully admitted (or paroled) into the U.S. may print their *lawful record of admission* (I-94 form) from this CBP website. If someone requests your admission information, this is the form you would provide.

[GET MOST RECENT I-94](#)



Need A History Of Your Arrivals & Departures?

View your U.S. arrival and departure history for the past 5 years (certain types of travel history may not be provided). Please know, this travel history is a tool to assist you but not an official record for legal purpose.

[VIEW TRAVEL HISTORY](#)



How Much Longer May I Remain in the U.S.?

View your compliance with the terms of your admission into the U.S. Please know, this tool is to assist you but not an official record of Legal Purpose.

[VIEW COMPLIANCE](#)

Frequently Asked Questions related to this page

What records can I access?

CBP maintains arrival and departure records. The I-94 website will provide the arrival/...

Can I obtain travel records for previous or expired passports?

Yes. The website will provide travel history going back five years. If you would like t...

What information must I provide?

To retrieve your most recent I-94 form, your travel history, or apply online for a new ...

How do I report my departure if I enter via air and depart via land?

If you have a paper form I-94 and depart by land, you can turn the form into Canadian B...



I-94 Home page

Terms of Service



This is a Department of Homeland Security website. This website including all data accessed is the property of the U.S. Government and is provided for official U.S. Government purposes and use only. You are authorized to use this Site only for personal, non-commercial purposes. You may download or copy the content displayed on the Site for your personal use only. No right, title, or interest in any downloaded material or software is transferred to you as a result of any such downloading or copying.

If you are a Federal, State, local, tribal, or foreign law enforcement officer or government official in need of information about an individual for official purposes, please contact CBP through your established channels.

The access and use of this website are subject to monitoring by DHS for administrative, law enforcement and criminal investigative purposes, inquiries into alleged wrongdoing or misuse, and to ensure proper performance of applicable security features and procedures. DHS may monitor the access and use of this website without further notice.

By accessing this website, you understand and acknowledge that when using this Site, you are strictly prohibited from:

- Engaging in unauthorized spidering, "scraping," or data mining of content, through the **use of software, including devices, scripts, bots, automated processes**, or any other means or processes (including crawlers, browser plug-ins and add-ons, other technology or manual work).
- Taking any action that imposes an unreasonable or disproportionately large load on our network or infrastructure.
- Bypassing or circumventing any access controls or service use limits.
- Using any device, software or routine to interfere or attempt to interfere with the proper working of the Site or any activity conducted on the Site.
- Using any device, software, or routine to attempt to probe, scan, test the vulnerability of, or breach the security of any system or network.
- Any attempt to decipher, decompile, disassemble, or reverse-engineer any of the software comprising or in any way making up a part of the Site.
- Processing classified national security information on this website.
- Engaging in any conduct that restricts or inhibits any person from using or enjoying this Site.

Any violation of these Terms of Use, or unauthorized access, use, or modification of this system or of data contained herein, or in transit to/from this system, may constitute a violation of 18 U.S. Code § 1030 and other criminal laws and may result in civil and/or criminal liability, and permanent denial of access to the Site. CBP reserves the right to take such action as it deems appropriate to enforce its rights under these Terms of Use. CBP may investigate and work with law enforcement authorities to prosecute users who violate the Terms of Use.

DECLINE & EXIT

I ACKNOWLEDGE AND AGREE

Security Notification

Users are required to confirm that they are eligible to create a provisional I-94. The Security Warning appears every time a user attempts to access the I-94 website.



I-94 Website
Travel Records for
U.S. Visitors

Apply For New I-94 For Land Border Crossings Only (Not Air/Sea)

For air and sea travelers, you will still be issued an I-94 during the admission process at the port of entry.

1
Enter Travel Document Info

2
Enter Traveler Info

3
Checkout

4
Receipt & Next Steps

Enter Travel Document Info

1

Please Know: The I-94 you apply for on this page is *provisional*.

To complete your I-94 application you will also need to:

1. Appear at a port of entry within seven days of completing this online application. If you do not appear within seven days or are not issued an I-94 for any reason, there are no refunds.
2. At the port of entry, submit your biometrics (if required) and complete an interview.
3. Please bring the documents you entered into the application with you to the port of entry.
4. Be prepared to show evidence of your residence, employment and/or travel plans, if asked by the Customs and Border Protection (CBP) Officer.

*How will you be entering the United States?

via a land border
 via an airport
 via a seaport

Cost: \$6 USD


This I-94 application fee is collected online (step 3) via PayPal or credit/debit card. The fee is non-refundable.

Privacy Act

CBP will retain the information you submit when attempting to access your records through this website for 3 months...

[Read Full Privacy Act Statement](#)

Sample Passport



Obtain a Provisional I-94

Provisional I-94s can only be obtained for land crossings. This page warns the travel they are applying for provisional only and provides the steps for completing the I-94.

* Use Passport or Border Crossing Card (BCC)? ?

Passport BCC

* Passport Number : ?

* Passport Country of Issuance : ?

-- Select -- ?

* Passport Date of Issuance : ?

Day Month Year

* Passport Date of Expiration : ?

Day Month Year

* Visa Country of Issuance : ?

?

* Visa Number : ?

* Visa Date of Issuance : ?

Day Month Year

Petition Number: (optional) ?

SEVIS Number: (optional) ?

[Cancel](#) [NEXT >](#)

Proceed to traveler info

Obtain a Provisional I-94

Based upon the type of document selected, the traveler must fill in additional pieces of information. For Border Crossing Cards– this includes the Border Crossing Card number. Passports require the country of issuance, the issuance date, expiration date, visa number and visa issuance date.



Visa Waiver Program Applicants

If you will be applying for admission under the Visa Waiver Program, please ensure you have a valid ESTA. You can check your ESTA application status or submit a new ESTA application at:

[ESTA Website](#)

EVUS Enrollees

If you are a traveler subject to EVUS requirements, please ensure you have a valid EVUS enrollment prior to applying for admission. You can check your EVUS enrollment status or submit a new EVUS enrollment at:

[EVUS Website](#)

Obtain a Provisional I-94



I-94 Website
Travel Records for
U.S. Visitors

Enter Your Traveler Info

* Country of Citizenship :

* Country of Residence :

* Address in the United States: (U.S. addresses only, please)

* City :

* State :

Zip Code :

Telephone in the U.S.: (optional)

Occupation: (optional)

[PREVIOUS](#)

[Cancel](#)

[NEXT](#)


Proceed to choose payment method


Obtain a Provisional I-94 (Continue)


After choosing the type of document, travelers must provide payment information including the city, state, zip code and address. All fields are needed to successfully process the payment.





I-94 Website
Travel Records for
U.S. Visitors





* Passport Number: 


* Passport Country of Issuance: 


* Passport Date of Issuance: Day Month Year 


* Passport Date of Expiration: Day Month Year 





* Visa Country of Issuance: 

* Visa Number: 

* Visa Date of Issuance: Day Month Year 



Petition Number: *(optional)* 

SEVIS Number: *(optional)* 

[Cancel](#) **NEXT** >

Proceed to traveler info

Obtain a Provisional I-94 (Continue)

After choosing the type of document, travelers must provide payment information including the city, state, zip code and address. All fields are needed to successfully process the payment.



I-94 Website
Travel Records for
U.S. Visitors

Enter Your Traveler Info

* Country of Citizenship :

 ?

* Country of Residence :

 ?

* Address in the United States: (U.S. addresses only, please)

 ?

* City :

* State :

Zip Code :

Telephone in the U.S.: (optional)

 ?

Occupation: (optional)

 ?

< PREVIOUS

[Cancel](#)

NEXT >

Proceed to choose payment method

Obtain a Provisional I-94 (Continue)

After choosing the type of document, travelers must provide payment information including the city, state, zip code and address. All fields are needed to successfully process the payment.



I-94 Website
Travel Records for
U.S. Visitors

Checkout



Review & Submit Payment

Payment Item : I-94 Provisional

Payment Amount : \$6

Payment Method : Credit Card or PayPal

Yes, I understand that fees are NON-REFUNDABLE

[← PREVIOUS](#)

[Cancel](#)

[✓ SUBMIT PAYMENT](#)

Proceed to receipt & next steps

Obtain a Provisional I-94

Prior to the submission of payment to the Pay.gov portal, the user can review the receipt through our checkout page.




I-94 Website
Travel Records for
U.S. Visitors








Obtain a Provisional I-94

Travelers can either pay for a Provisional I-94 using a credit card or via a PayPal account.

I-94 Application Processing SAT

Please select a payment method:

I want to pay with my PayPal account 

I want to pay with a debit or credit card       

[Cancel](#) [Continue](#)



I-94 Website
Travel Records for
U.S. Visitors

I-94 Application Processing SAT

Please provide the Credit or Debit Card Information below

* indicates required fields

Agency Tracking ID: 1000409262

Payment Amount: \$6.00

* Country:

* Billing Address:

Billing Address 2:

* City:

* State/Province:

* ZIP/Postal Code:

* Account Holder Name:



* Card Number:

The Card Number entered is invalid. Please try again.

* Expiration Date:

* Card Security Code:

[Previous](#)

[Cancel](#)

[Continue](#)

Obtain a Provisional I-94

Travelers must fill in their credit card information using the details on file with their credit card company. The I-94 website uses the Pay.gov interface to process credit cards.



I-94 Website
Travel Records for
U.S. Visitors

I-94 Application Processing SAT

Review and submit payment

* indicates required fields

Agency Tracking ID: 1000343290

Payment Amount: \$6.00

Payment Method: Plastic Card

Account Holder Name: Fred Fred

Card Type: VISA

Card Number: *****1111

Billing Address: 221B Baker St

Billing Address 2:

City: London

Country: United Kingdom

State/Province:

ZIP/Postal Code:

I authorize a charge to my card account for the above amount in accordance with my card issuer agreement.

[Previous](#)

[Cancel](#)

[Submit](#)



Obtain a Provisional I-94

After providing credit card information, the traveler can review their transaction prior to submission. On this page, the traveler submits their payment for processing with their credit card company.



I-94 Website
Travel Records for
U.S. Visitors

2. At the port of entry, submit your biometrics (if required) and complete an interview.
3. Be prepared to show evidence of your residence, employment and/or travel plans, if asked by the Customs and Border Protection (CBP) Officer.
4. Once your application is approved, CBP will issue a paper form I-94 documenting your class of *admission* and *admitted until* date. Retain this form for travel and present to any government official, law enforcement officer, organization, institution or employer that requests evidence of lawful admission.

Payment Information



I94 Applicant Name :	TED TEN
Payment Date :	Wed Aug 09 11:30:10 EDT 2017
Payment Tracking # :	B5BCL3QE8NNFVOHT
Payment Type :	Credit Card or PayPal
Payment Status :	Approved
TOTAL COST :	\$6.00 USD

[PRINT RECEIPT](#)

Obtain a Provisional I-94

After a successful payment, the I94 Website provides the traveler with a receipt of the transaction. The traveler can review their provisional I-94 through the “Get Most Recent I94.”



I-94 Website
Travel Records for
U.S. Visitors

Frequently Asked Questions



If your question is not answered below, check out the [CBP Info Center](#)



[Collapse All](#) / [Expand All](#)

- What information can I obtain from the website?
- Where does the travel history come from?
- What records can I access?
- Can I obtain travel records for previous or expired passports?

Frequently Asked Questions

Users can find details about the features of the I-94 website through the Frequently Asked Questions. These questions are designed to provide travelers with the most up to date information about the varies options available on the website.



I-94 Website
Travel Records for
U.S. Visitors

Get Most Recent I-94



Get your most recent I-94 form to prove your legal visitor status in the United States

Enter Traveler Info

Most Recent I-94 Results

Enter Your Traveler Info

Note: The info returned may not reflect applications submitted to or benefits received by U.S. Citizenship and Immigration Services or Immigration and Customs Enforcement.



* First (Given) Name :

* Last (Family) Name/Surname :



* Birth Date :

Day

Month

Year



* Passport Number :



* Passport Country of Issuance :



* Passport Country of Issuance :



Cancel

NEXT >

Proceed to your most recent I-94

Get Most Recent I94

Travelers can search for their most recent provisional I-94 by providing their name, Date of Birth, Passport Number and county of issuance. Help and guidance is provided through interactive interface.



I-94 Website
Travel Records for
U.S. Visitors

Most Recent I-94 Results

 For: KEUNG KONG LEE

Most Recent I-94

Admission (I-94) Record Number : 69001699363

Most Recent Date of Entry: 2013 June 26

Class of Admission : A3

Admit Until Date : 07/22/2013

Details provided on the I-94 Information form:

Last/Surname : LEE
 First (Given) Name : KEUNG KONG
 Birth Date : 1966 June 06
 Passport Number : 892100203
 Country of Issuance : Korea, South

 GET THIS TRAVELER'S TRAVEL HISTORY

 PREVIOUS

PRINT

For Your Info

Effective April 26, 2013, DHS began automating the admission process.

An alien lawfully admitted or paroled into the U.S. is no longer required to be in possession of a preprinted Form I-94.

A record of admission printed from the CBP website constitutes a lawful record of admission. See 8 CFR § 1.4(d).

What to do if someone requests your admission info:

If an employer, local, state or federal agency requests admission information, present your admission (I-94) number along with any additional required documents requested by that employer or agency.

For security, close your browser after retrieving your I-94 number.

Get Most Recent I94

Travelers can review their most recent I-94 document. Details include the Admit Until date, the Class of Admission and the I94 receipt number.

Privacy Notice



This Privacy Notice serves to Inform you of why DHS is requesting the information on this site.

AUTHORITY:

Collection of the information requested on this form is authorized by the Intelligence Reform and Terrorism Prevention Act of 2004, Pub. L. No. 108-458, codified in 50 U.S.C. §§ 401 et seq.; the Immigration and Nationality Act, 8 U.S.C. §§ 1101 et seq.; and the Homeland Security Act of 2002, 6 U.S.C. §§ 101 et seq.

PURPOSE:

The information that you submit when attempting access to this website is used to retrieve your arrival and departure records. CBP will retain the information submitted when attempting to access records through this website for 3 months for audit and system performance purposes. CBP stores a record of the period of admissibility of nonimmigrant aliens, maintains a central repository of contact information for these aliens, and captures arrival and departure information to identify travel patterns, arrivals without departure, and nonimmigrant aliens overstaying their terms of admission in the United States. The timely and accurate capturing of this data is necessary for entry screening, to determine admissibility of nonimmigrant aliens, and to monitor compliance with United States laws.

ROUTINE USES:

The information you submit for the purposes of accessing this website will not be shared with any entities or persons outside of DHS. CBP may share your arrival and departure records externally to other government agencies to assist the Department of Homeland Security and other agencies in making determinations about eligibility for a requested benefit and future admissibility to the United States. For more information, please review the I-94 Website Privacy Impact Assessment, available at <https://www.dhs.gov/publication/us-customs-and-border-protection-form-i-94-automation>.

CONSEQUENCES OF FAILURE TO PROVIDE INFORMATION:

Providing this information is voluntary. However, failure to provide all or any part of information requested, or the provision of inaccurate information, may result in denial of access to this website.

Can I obtain
this site?

What should a traveler do if he or
she was admitted incorrectly to
the United States?

What is a Freedom of
Information Act (FOIA) request?

CLOSE

Privacy Act Statement

Every I-94 website page has the CBP Privacy Act statement showing travelers the regulations associated with the information collected.



I-94 Website
Travel Records for
U.S. Visitors

View Travel History



View your United States arrival and departure history for the past 5 years

Enter Traveler Info

Travel History Results

Enter Your Traveler Info



* First (Given) Name :

* Last (Family) Name/Surname :



* Birth Date :

Day

Month

Year



* Passport Number :



* Passport Country of Issuance :



[Cancel](#)

NEXT >

Proceed to your travel history

Travel History

Travelers can review their travel history through submissions of I94 documents reviewed by CBP. Users enter their name, Date of Birth, Passport Number and Country of Issuance.



I-94 Website
Travel Records for
U.S. Visitors

Travel History Results



Passport Number : **IT9004999**

Passport Country of Issuance : **Afghanistan**

	Date	Type	Location
1	2016-12-01	Arrival	MIA

Travel History

Result from travel history provide the date of entry, the mode of travel and the arrival/departure date.



I-94 Website
Travel Records for
U.S. Visitors

How Much Longer May I Remain in the U.S.?



Enter Traveler Info

Search Results

Enter Your Traveler Info



* First (Given) Name :

* Last (Family) Name/Surname :



* Birth Date :

Day

Month

Year



* Passport Number :



* Passport Country of Issuance :



Cancel

NEXT >


Proceed to your search results

Travel Compliance

Travelers can review their travel history through submissions of I94 documents reviewed by CBP. Users enter their name, Date of Birth, Passport Number and Country of Issuance.



I-94 Website
Travel Records for
U.S. Visitors




Passport Number: **IT9004999**

Passport Country of Issuance: **Afghanistan**

Days Overstayed: **N/A**

Days Left to Leave the Country: **N/A**



Your traveler status is not available at this time. If you have not received results, you are not among the eligible travelers for the traveler compliance check at this time.

[< PREVIOUS](#)

Travel Compliance

Travelers can review the number of days left on their visa, the passport number and the country of issuance. When users overstay, the system provides a detailed message of the next steps.

Biography Area



Passport Number: **N2684898**

Days Overstayed: **N/A**

Passport Country of Issuance: **Australia**

Days Left to Leave the Country: **60**



Your authorized period of stay in the United States expires on **2/24/2018** (mm/dd/yyyy). Our records show you have **60** days to depart the United States. The days remaining in the United States are the days you have left on your admission period. This number is calculated from the day of the query until the last day of your admission period. You must depart the United States, unless you have a pending or approved petition that allows you to remain, by 11:59 PM Eastern Standard Time (EST) on the last day of your admission.

You can find your admit until date on your Form I-94. You can locate your I-94 record in the 'Get Most Recent I-94' tab.

Travel Compliance

Travelers will be notified by email the days remaining in the United States. The days remaining in the United States are the days left in the travelers admission period. The number is calculated from the day of the query until the last day of the travelers admission period.



Biography Area



Passport Number: **DOC20170213005**

Passport Country of Issuance: **Afghanistan**

Days Overstayed: 30

Days Left to Leave the Country: 0

Violation Area



Violation Description:

Your authorized period of stay in the United States expired on **1/13/2017** (mm/dd/yyyy). Travel records indicate you departed the United States **after** your authorized period of stay by **30** days.

Depending on the length of your stay, you may be inadmissible into the United States pursuant to the following sections of law:

1. Section 212(a)(9)(B)(i)(I) of the Immigration and Nationality Act (INA): Non-immigrant who overstayed an admission between 181 and 364 days are subject to a 3 year bar from seeking admission into the United States.
2. Section 212(a)(9)(B)(i)(II) of the INA: Non-immigrant who overstayed an admission 365 days or more are subject to a 10 year bar from seeking admission into the United States.

Action:

Because you stayed beyond your authorized period of stay, your travel document may no longer be valid or you may no longer be eligible for the WVP. If you need or wish to travel to the U.S., please visit www.state.gov for visa information.

For any issue or questions with the information provided, please review this page for Frequently Asked Questions or visit, help.cbp.gov.

Travel Compliance

Displays the date the traveler became an overstay. Also display the number of days the traveler has overstayed. Include the violation description and action. Travelers will be notified by email.



I-94 Website
Travel Records for
U.S. Visitors



Last updated by Soraena Giles-Outlaw 2/2021



I-94 Website
Travel Records for
U.S. Visitors