

## MMRIA Home

Form Approved  
OMB No. 0920-1294  
Exp. Date 05/31/2026

Public reporting burden of this collection of information is estimated to average 15 hours per response, including the time for reviewing instructions, searching existing data sources, gathering and maintaining the data needed, and completing and reviewing the collection of information. An agency may not conduct or sponsor, and a person is not required to respond to a collection of information unless it displays a currently valid OMB control number. Send comments regarding this burden estimate or any other aspect of this collection of information, including suggestions for reducing this burden to CDC/ATSDR Reports Clearance Officer; 1600 Clifton Road NE, MS D-74, Atlanta, Georgia 30333; ATTN: PRA (0920-1294)

### Abstractor

- [View or Modify Case Data](#)
- [View De-Identified Committee Decisions Form](#)
- [Export Data](#)
- [View Overdose Data Summary](#)
- [View Aggregate Report](#)
- [View Data Quality Report](#)
- [View Vitals Import History](#)

### Analyst

- [View Case Data](#)
- [Export Data](#)
- [View Overdose Data Summary](#)
- [View Aggregate Report](#)
- [View Data Quality Report](#)

### Committee Member

- [View De-identified Case Data](#)

### General



- [View MMRIA Data Dictionary](#)
- [Access the ERASE-MM Community Vital Signs \(CVS\) Project](#) [↗](#)

### Help

- For MMRIA application support, please email [MMRIASupport@cdc.gov](mailto:MMRIASupport@cdc.gov).
- For MMRIA user roles or permissions, please contact your MMRIA Jurisdiction Administrator.
- For SAMS login support, please email [samshelp@cdc.gov](mailto:samshelp@cdc.gov) or call 877-681-2901.
- [Access the Award Management Platform \(AMP\)](#) for MMRIA documentation, webinars and data quality reports. [↗](#)
- [Access CDC's Enhancing Reviews and Surveillance to Eliminate Maternal Mortality \(ERASE MM\) website](#) [↗](#)

24.12.23 v()

#### CONTACT CDC-INFO

-  Have questions? We have answers.  
1-800-CDC-INFO (800-232-4636)  
TTY: 888-232-6348
-  Email CDC-INFO

#### CDC INFORMATION

About CDC  
Jobs  
Funding  
Policies  
File Viewers & Players

#### Privacy

FOIA  
No Fear Act  
OIG  
Nondiscrimination  
Accessibility  
Vulnerability Disclosure Policy |  
Español

#### CONNECT WITH CDC



# MMRIA, TEST

[Enable Edit](#)[Save & Continue](#)[Save & Finish](#)[View Audit Log](#)[Select a form to print](#)[View](#)[View PDF](#)[Save PDF](#)

Case Folder: Top Folder Record ID: TEST-2020-5473

## Home Record

Reporting state: test

Case Status: Abstracting (Incomplete)

Date created: user9 7/20/2022 05:12:49

Last updated: user9 7/20/2022 15:24:46

[Undo](#)

First Name

TEST

Middle Name

Last Name

MMRIA

### Date of Death\*

Month

1

Day

1

Year

2020

State of Death Record\*

Georgia

Record ID\*

TEST-2020-5473

Agency-Based Case Identifier

### How was this Death Identified? (Select All That Apply)\*

- ☐ Obstetric ICD codes from the Death Certificate
- ☐ Pregnancy Checkbox on Death Certificate
- ☐ Record Linkage of Death and Birth/Fetal Death Certificates
- ☐ Record Linkage of Death Certificate and Hospital Discharge Data
- ☐ Facility Reporting
- ☐ Obituary
- ☐ Social Media
- ☐ Identified by CDC
- ☐ Other
- ☐ Unknown

Specify Other or Additional Sources

Primary Abstractor

Case Folder

Top Folder

### Overall Case Status

Note: Setting the Case Status to "Review Complete and Decisions Entered", or "Out of Scope and Death Certificate Entered", or "False Positive and Death Certificate Entered", will lock the case and no further updates will be permitted to the case.

Case Status

Abstracting (Incomplete)

Overall Case Status

Abstraction Begin Date

07/20/2022

Abstraction Complete Date

mm/dd/yyyy

Projected Review Date

mm/dd/yyyy

Committee Review Date

mm/dd/yyyy

Case Locked Date

### Overall Assessment of the Timing of Death and Pregnancy Outcome

Please fill out the field(s) below once you have completed abstraction of the case. Your responses represent your Overall Assessment of the Timing of Death in relation to pregnancy and are not based upon any particular source record.

Abstractor-assigned pregnancy status based on overall review of records

# of days after end of pregnancy (Count first 24 hours after end of pregnancy as 0. If the death occurred during pregnancy, this field should be left blank.)

Pregnant within 42 days of death



Pregnancy Outcome

Specify Other Pregnancy Outcome

Other



### Form Status

Death Certificate

(Select Value)



Autopsy Report

(Select Value)



Birth/Fetal Death Certificate- Parent Section

(Select Value)



Birth/Fetal Death Certificate- Infant/Fetal Section

(Select Value)



Community Vital Signs

(Select Value)



Social and Environmental Profile

(Select Value)



Prenatal Care Record

(Select Value)



ER Visits and Hospitalizations

(Select Value)



Other Medical Office Visits

(Select Value)



Medical Transport

(Select Value)



Mental Health Profile

(Select Value)



Informant Interviews

(Select Value)



Case Narrative

(Select Value)



Committee Decisions

(Select Value)



Maternal Death Certificate Identification

Time of Death

Local File Number

State File Number

Place of Last Residence

Street

Apartment or Unit Number

City

State\*

Country\*

Zip Code

County

Validate Address and Get Geography Context

Clear

View Community Vitals Signs PDF

Matching Geography Type

Census Tract Certainty Code

Census Tract Certainty Name

Urban Status

Latitude

Longitude

Demographics

Date of Birth\*

Month

Day

Year

Age at Death (calculated)\*

Age at Death (on death certificate)

Marital Status\*

City of Birth

State of Birth

Country of Birth (If Foreign Born)\*

Primary Occupation\*

Business/Industry

Ever in U.S. Armed Forces?

Hispanic Origin?\*

Other Hispanic, Specify

(Select value)

Education\*

(Select Value)

Citizen of What Country

(Select Value)

## Race

Race\*

- ☐ White
- ☐ Black or African American
- ☐ American Indian or Alaska Native
- ☐ Native Hawaiian
- ☐ Guamanian or Chamorro
- ☐ Samoan
- ☐ Other Pacific Islander
- ☐ Asian Indian
- ☐ Chinese
- ☐ Filipino
- ☐ Japanese
- ☐ Korean
- ☐ Vietnamese
- ☐ Other Asian
- ☐ Other Race
- ☐ Race Not Specified

OMB Race Recode

(Select Value)

## Injury Associated Information

Date of Injury

Month

Day

Year

(Select

(Select

(Select

Time of Injury

Place of Injury (Place Name, if Applicable)

Was Injury at Work?

(Select Val

Transportation Related Injury?

Specify Other

Were Seatbelts in Use?

(Select Value)

(Select Value)

## Location Where Injury Occurred

Street

Apartment or Unit Number

City

State

Zip Code

County

(Select Value) ▾

Validate Address and Get Geography Context

Clear

Matching Geography Type

Census Tract Certainty Code

Census Tract Certainty Name

Urban Status

Death Information

If Death Occurred in Hospital\*

If Death Not in a Hospital\*

Specify Other

(Select Value) ▾

(Select Value) ▾

Manner of Death\*

Was Autopsy Performed?\*

Were autopsy findings available to complete the cause of death?\*

(Select Value) ▾

(Select Value) ▾

(Select Value) ▾

Pregnancy Status\*

Did Tobacco Contribute to Death?

(Select Value) ▾

(Select Value) ▾

Location Where Death Occurred

Place of Death (Facility Name, if Applicable)

Street

Apartment or Unit Number

City

State\*

Zip Code

County

(Select Value) ▾

Validate Address and Get Geography Context

Clear

Matching Geography Type

Census Tract Certainty Code

Census Tract Certainty Name

Urban status

Estimated Distance (Miles) Between Residence and Place of Death\*

Calculate Distance

Clear

Causes of Death - 1 item(s)

✕ item 1 of 1

Type\*

Cause (Descriptive)\*

(Select Value) ▾

ICD Code

Interval

Unit

(Select Value) ▾

+Add Item

Reviewer's Notes about the Death Certificate



# MMRIA, TEST

[Enable Edit](#)[Save & Continue](#)[Save & Finish](#)[View Audit Log](#)[Select a form to print](#)[View](#)[View PDF](#)[Save PDF](#)

Case Folder: Top Folder Record ID: TEST-2020-5473

## Birth/Fetal Death Certificate- Parent Section

Reporting state: test

Case Status: Abstracting (Incomplete)

Date created: user9 7/20/2022 05:12:49

Last updated: user9 7/20/2022 15:04:06

[Undo](#)

### Facility of Delivery Demographics

Date of Delivery

Month

Day

Year\*

(Select)

(Select)

(Select)

Place where Birth Occurred\*

(Select Value)

Planned to Deliver at Home?

(Select Value)

Maternal Level of Care\*

(Select Value)

Specify Other Maternal Level of Care

Facility NPI Number

Facility Name

Attendant's Title\*

Specify Other Title

Attendant's NPI

(Select Value)

Was Mother Transferred?\*

(Select Value)

If Yes, Enter Name of Facility Mother Transferred From

### Facility of Delivery Location

Street

Apartment or Unit Number

City

State\*

Zip Code

County

(Select Value)

[Validate Address and Get Geography Context](#)[Clear](#)

Matching Geography Type

Census Tract Certainty Code

Census Tract Certainty Name

Urban Status

### Father's Demographics

Date of Birth

Month

Year

Age

(Select)

(Select)



#### Father's Education

(Select Value) ▼

Father's City of Birth

Father's State of Birth

Father's Country of Birth (if Foreign Born)

(Select Value) ▼

(Select Value) ▼

Father's Primary Occupation

Business/Industry

Father of Hispanic Origin?

(Select Value) ▼

Other Hispanic, Specify

#### Father's Race

Father's Race (Select All That Apply)

- ☐ White
- ☐ Black or African American
- ☐ American Indian or Alaska Native
- ☐ Native Hawaiian
- ☐ Guamanian or Chamorro
- ☐ Samoan
- ☐ Other Pacific Islander
- ☐ Asian Indian
- ☐ Chinese
- ☐ Filipino
- ☐ Japanese
- ☐ Korean
- ☐ Vietnamese
- ☐ Other Asian
- ☐ Other Race
- ☐ Race Not Specified

Father's OMB Race Recode

(Select Value) ▼

#### Maternal Record Identification

First Name

Middle Name

Last Name

Maiden Name

Medical Record Number

#### Mother's Demographics

Date of Birth

Month

Day

Year

Age\*

(Selec ▾)

(Selec ▾)

(Selec ▾)

Mother Married?\* If No, has Paternity Acknowledgement been Signed in the Hospital?

(Select Val ▾)

(Select Val ▾)

Mother's City of Birth

Mother's State of Birth (US)

Mother's Country of Birth (if Foreign Born)\*

(Select Value) ▾

(Select Value) ▾

Primary Occupation

Business/Industry

Ever in U.S. Armed Forces?

(Select Val ▾)

Mother of Hispanic Origin?\*

(Select Value) ▾

Other Hispanic, Specify

Education\*

(Select Value) ▾

Location of Residence

Street

Apartment or Unit Number

City

State\*

Zip Code

County

(Select Value) ▾

Validate Address and Get Geography Context

Clear

Matching Geography Type

Census Tract Certainty Code

Census Tract Certainty Name

Urban Status

Estimated Distance from Residence to Place of Delivery\* (In Miles)

Calculated Distance

Clear

Mother's Race

Mother's Race (Select All That Apply)\*

☐ White

☐ Black or African American

☐ American Indian or Alaska Native

☐ Native Hawaiian

☐ Guamanian or Chamorro

☐ Samoan

☐ Other Pacific Islander

☐ Asian Indian

- ☐ Asian Indian
- ☐ Chinese
- ☐ Filipino
- ☐ Japanese
- ☐ Korean
- ☐ Vietnamese
- ☐ Other Asian
- ☐ Other Race
- ☐ Race Not Specified

Mother's OMB Race Recode

(Select Value) ▾

## Pregnancy History

Date of Last Live Birth

Month

Day

Year

(Select ▾

(Select ▾

(Select ▾

Live Birth Interval (Months)

Number of Previous Live Births (Do Not Include this Child)\*

Now Living (Do Not Include this Child)

Now Dead

Number of Other Pregnancy Outcomes\*

Date of Last Other Pregnancy Outcome

Month

Day

Year

(Select ▾

(Select ▾

(Select ▾

Pregnancy Interval (Months)

## Maternal Biometrics

Height (Feet)

Height (Inches)

Pre-Pregnancy Weight (lbs)

Weight at Delivery (lbs)

Weight Gain during Pregnancy (lbs)

Pre-Pregnancy BMI\*

## Prenatal Care

Date Last Normal Menses Began

Month

Day

Year

(Select ▾

(Select ▾

(Select ▾

Date of First Prenatal Care Visit

Month

Day

Year

(Select ▾

(Select ▾

(Select ▾

Date of Last Prenatal Care Visit

Month (Select) Day (Select) Year (Select)

Obstetric Estimate of Gestation at Birth (Completed Weeks)\*

Calculated Gestation at Birth - Weeks

Calculated Gestation at Birth - Days

Plurality\*

(Select Value)

Specify, if > 3

Did Mother Get WIC Food for Herself During this Pregnancy?\*

(Select Value)

Principal Source of Payment for this Delivery\*

(Select Value)

Specify Other

Trimester of First Prenatal Care Visit\*

(Select Value)

Total Number of Prenatal Visits for this Pregnancy

### Cigarette Smoking Before and During Pregnancy

Three Months Before Pregnancy (# of Cigarettes/Packs)

Unit(s)

(Select Value)

First Three Months of Pregnancy (# of Cigarettes/Packs)

Unit(s)

(Select Value)

Second Three Months of Pregnancy (# of Cigarettes/Packs)

Unit(s)

(Select Value)

Third Trimester of Pregnancy (# of Cigarettes/Packs)

Unit(s)

(Select Value)

None or Not Specified

(Select Value)

### Maternal Risk Factors

Risk Factors in this Pregnancy (Select All That Apply)\*

- ☐ Prepregnancy Diabetes
- ☐ Gestational Diabetes
- ☐ Prepregnancy Hypertension
- ☐ Gestational Hypertension
- ☐ Eclampsia Hypertension
- ☐ Previous Preterm Birth
- ☐ Other Previous Poor Outcome
- ☐ Pregnancy Resulted from Infertility Treatment
- ☐ Fertility Enhancing Drugs, Artificial Insemination or Intrauterine Insemination
- ☐ Assisted Reproductive Technology (e.g. in vitro fertilization (IVF), gamete intrafallopian transfer (GIFT))
- ☐ Mother had a Previous Cesarean Delivery
- ☐ None of the Above

☐ Unknown

Number of Previous Cesarean Deliveries

Infections Present or Treated During this Pregnancy (Select All That Apply)\*

- ☐ Gonorrhea
- ☐ Syphilis
- ☐ Chlamydia
- ☐ Herpes Simplex [HSV]
- ☐ Hepatitis B (live birth only)
- ☐ Hepatitis C (live birth only)
- ☐ Cytomegalovirus (fetal death only)
- ☐ Genital Herpes (fetal death only)
- ☐ Group B Streptococcus (fetal death only)
- ☐ HIV (fetal death only)
- ☐ Listeria (fetal death only)
- ☐ Parvovirus (fetal death only)
- ☐ Toxoplasmosis (fetal death only)
- ☐ Other
- ☐ None of the Above
- ☐ Unknown

Onset of Labor (Select All That Apply)\*

- ☐ Premature Rupture of Membranes (Prolonged)
- ☐ Prolonged Labor (> 20 hours)
- ☐ Precipitous Labor (< 3 hours)
- ☐ None of the Above
- ☐ Unknown

Obstetric Procedures (Select All That Apply)\*

- ☐ Cervical Cerclage
- ☐ Tocolysis
- ☐ External Cephalic Version: Successful
- ☐ External Cephalic Version: Failed
- ☐ None of the Above
- ☐ Unknown

Specify Other Infection

Characteristics of Labor and Delivery (Select All That Apply)\*

- ☐ Induction of labor
- ☐ Steroids (glucocorticoids) for fetal lung maturation received by mother prior to delivery
- ☐ Clinical chorioamnionitis diagnosed during labor or maternal temperature  $\geq 38$  degrees C (100.4 degrees F)
- ☐ Epidural or spinal anesthesia during labor
- ☐ Augmentation of labor
- ☐ Antibiotics received by the mother during labor
- ☐ Moderate to heavy meconium staining of the amniotic fluid
- ☐ Fetal intolerance of labor such that one or more of the following actions was taken: in-utero resuscitative measures, further fetal assessment, or operative delivery
- ☐ Non-vertex presentation
- ☐ None of the above
- ☐ Unknown

Maternal Morbidity (Select All That Apply)\*

- ☐ Maternal transfusion
- ☐ Unplanned hysterectomy
- ☐ Unplanned operating room procedure following delivery
- ☐ Third or fourth degree perineal laceration
- ☐ Admission to intensive care unit
- ☐ Ruptured uterus
- ☐ None of the above
- ☐ Unknown

Number of Days Between Birth of Child and Death of Mother\*

Calculate Length of Time

Clear

Reviewer's Notes about the Parent Section of the Birth or Fetal Death Certificate

View Audit Log

Select a form to print

View

View PDF

Save PDF

Case Folder: Top Folder Record ID: TEST-2020-5473

Birth/Fetal Death Certificate- Infant/Fetal  
Section (Record 1)

Undo

Reporting state: test

Date created: user9 7/20/2022 05:12:49

Last updated: user9 7/20/2022 15:11:46

> [Back to List of Records](#)

Record Type\*

(Select Value)

Multiple Gestation

(Select Value)

Birth Order

Newborn (Fetus) Record Identification

State File Number

Local File Number

Newborn Medical Record Number

Date of Delivery

mm/dd/yyyy

Time of Delivery

Newborn (Fetus) Biometrics and Demographics

Birth Weight

Unit of Measurement

(Select Value)

Value (Grams or Pounds)\*

Value (Ounces)\*

Sex

(Select Value)

Apgar Scores

5 Minute

10 Minute

Is Infant Living at Time of Report?

(Select Value)

Is Infant Being Breastfed at Discharge?

(Select Value)

Was Infant Transferred Within 24 Hours of Delivery?

(Select Value)

Specify Facility, City, and State

Method of Delivery

A. Was Delivery With Forceps Attempted but Unsuccessful?

(Select Value)

B. Was Delivery With Vacuum Extraction Attempted but Unsuccessful?

(Select Value)

C. Fetal Presentation at Birth

(Select Value)

Specify Other Presentation

D. Final Route and Method of Delivery\*

If Cesarean, was a Trial of Labor Attempted?

(Select Value)



(Select Value)



Abnormal Conditions of the Newborn (Select All That Apply)

- ☐ Assisted ventilation required immediately following delivery
- ☐ Newborn given surfactant replacement therapy
- ☐ Seizure or serious neurologic dysfunction
- ☐ Assisted ventilation required for more than 6 hours
- ☐ NICU admission
- ☐ Antibiotics received by the newborn for suspected neonatal sepsis
- ☐ Significant birth injury (skeletal fracture(s), peripheral nerve injury and or soft tissue or solid organ hemorrhage which requires intervention)
- ☐ Abnormal conditions not specified
- ☐ None of the above
- ☐ Unknown

Congenital Anomalies of the Newborn or Fetus (Select All That Apply)

- ☐ Anencephaly
- ☐ Cyanotic congenital heart disease
- ☐ Omphalocele
- ☐ Limb reduction defect (excluding congenital amputation and dwarfing syndromes)
- ☐ Cleft Lip with or without Cleft Palate
- ☐ Downs Syndrome
- ☐ Karyotype confirmed - Downs Syndrome
- ☐ Karyotype pending - Downs Syndrome
- ☐ Hypospadias
- ☐ Meningomyelocele or Spina Bifida
- ☐ Congenital diaphragmatic hernia
- ☐ Gastroschisis
- ☐ Cleft Palate alone
- ☐ Suspected chromosomal disorder
- ☐ Karyotype confirmed - Suspected chromosomal disorder
- ☐ Karyotype pending - Suspected chromosomal disorder
- ☐ Congenital anomalies not specified
- ☐ None of the above
- ☐ Unknown

ICD Version

Causes of Fetal Death - 1 item(s)



Causes of Fetal Death 1 item(s)

✕ item 1 of 1

Type

Class

Complication Subclass

Other (Specify)

ICD Code

+Add Item

Reviewer's Notes about the Infant/Fetal Section of the Birth or Fetal Death Certificate

View Audit Log

Case Folder: Top Folder Record ID: TEST-2020-5473

Community Vital Signs

Reporting state: test

Case Status: Abstracting (Incomplete)

Date created: user9 7/20/2022 05:12:49

Last updated: user5 8/15/2022 14:15:50

Enable Edit

Save & Continue

Save & Finish

Select a form to print

View

View PDF

Save PDF

Undo

View Community Vital Signs PDF

Was Community Vital Signs used in case review?

(Select Value)

If Yes, how was Community Vital Signs used?

(Select Value)

If Yes, how was Community Vital Signs used, specify other

Reviewer's Notes about the Community Vital Signs

She (or use pseudonym) lived in a community that was characterized as being "lower than average" for (insert domains). The community was characterized as being "average" for (insert domains) and "higher than average" for (insert domains).

Case Folder: /shared Record ID: DEMO-2000-6450

Social and Environmental Profile

Reporting state: demo

Case Status: Abstracting (Incomplete)

Date created: user1 3/14/2025 07:25:49

Last server save: user1 3/14/2025 07:50:29

Undo

Socioeconomic Characteristics

Source of Income

Specify Multiple/Other Sources of Income

(Select Value)

Employment Status

Specify Multiple/Other Employment Status

(Select Value)

Occupation

Religious Preference

Country of Birth

Immigration Status

(Select Value)

(Select Value)

Time in the US

Units

Living Arrangement at Time of Death

(Select)

(Select Value)

Homelessness\*

- ☐ Never
- ☐ More than 1 Year Prior to Pregnancy
- ☐ Within 1 Year Prior to Pregnancy
- ☐ During Pregnancy
- ☐ After Pregnancy
- ☐ Unknown
- ☐ Yes, in Last 12 Months (Obsolete)
- ☐ Yes, but More than 12 Months Ago (Obsolete)

Unstable Housing?

- ☐ Never
- ☐ More than 1 Year Prior to Pregnancy
- ☐ Within 1 Year Prior to Pregnancy
- ☐ During Pregnancy
- ☐ After Pregnancy
- ☐ Unknown

Members of Household - 1 item(s)

✕ item 1 of 1

Relationship

Sex

Age

(Select Value)

(Select Value)

Comments

+Add Item

Was Decedent Ever Incarcerated?

- ☐ Never
- ☐ More than 1 Year Prior to Pregnancy

- ☐ Within 1 Year Prior to Pregnancy
- ☐ During Pregnancy
- ☐ After Pregnancy
- ☐ Unknown
- ☐ Before Pregnancy (Obsolete)

#### Details of Incarcerations - 1 item(s)

✕ item 1 of 1

Date

Duration

Reason

mm/dd/yyyy

Occurrence

(Select Value)



Comments

+Add Item

#### Was Decedent Ever Arrested?

- ☐ Never
- ☐ More than 1 Year Prior to Pregnancy
- ☐ Within 1 Year Prior to Pregnancy
- ☐ During Pregnancy
- ☐ After Pregnancy
- ☐ Unknown

#### Details of Arrests - 1 item(s)

✕ item 1 of 1

Date

Reason

mm/dd/yyyy

Occurrence

(Select Value)



Comment(s)

+Add Item

#### Health Care Access

Documented Barriers to Health Care Access\* (Select All That Apply)

- ☐ Child Care
- ☐ Cultural Norms

- ☐ Distance
- ☐ Financial
- ☐ Mobility
- ☐ Transportation
- ☐ Other
- ☐ None
- ☐ Unknown

Specify Other Barrier to Health Care Access

Comments

#### Communications

Documented Barriers to Communications\* (Select All That Apply)

- ☐ Cultural Differences
- ☐ Functional Illiteracy
- ☐ Hearing Impaired
- ☐ Language Differences
- ☐ Speech Impaired
- ☐ Vision Impaired
- ☐ Other
- ☐ None
- ☐ Unknown

Specify Other Barrier to Communications

Comments

#### Social or Emotional Stress

Evidence of Social or Emotional Stress\* (Select All That Apply)

- ☐ History of Domestic Violence
- ☐ History of Psychiatric Hospitalizations or Treatment
- ☐ Child Protective Services Involvement
- ☐ History of Substance Use
- ☐ Unemployment
- ☐ History of Treatment for Substance Use
- ☐ Pregnancy Unwanted
- ☐ Recent Trauma
- ☐ History of Childhood Trauma
- ☐ Prior Suicide Attempts
- ☐ Other
- ☐ None
- ☐ Unknown

Specify Other Evidence of Stress

Comments

Utilization of Health Care System

Any Prenatal Care?\*

(Select Value) ▼

Reasons for Missed Appointments (Select All That Apply)\*

- ☐ Appointment Conflict
- ☐ Busy Elsewhere
- ☐ Don't Like Prenatal Care Provider
- ☐ Forgot
- ☐ Lack of Childcare
- ☐ No Transportation
- ☐ Other
- ☐ No Missed Appointments
- ☐ Unknown

Specify Other Reason for Missed Appointments

Comments

Military Status at Time of Death

(Select Value) ▼

Is There Documentation of Bereavement Support?

(Select Value) ▼

Social and Medical Referrals - 1 item(s)

✕ item 1 of 1

Date

mm/dd/yyyy

Referred To

Specialty

Reason

Adhered?

(Select Val ▼

Reason for Non-Adherence

Comment(s)

+Add Item

Sources of Social Services Information for this Record - 1 item(s)

✕ item 1 of 1

Date

mm/dd/yyyy


Element

(Select Value) ▼

Specify Other Element

Source Name

Comment(s)

 +Add Item

Was There Documented Substance Use?\*

(Select Value) 


If Yes, Specify Substance(s) - 1 item(s)

 item 1 of 1

Documented Substance

Timing of Substance Use


(Select Value) 

(Select Value) 

+Add Item

Reviewer's Notes About the Social and Environmental Profile

She (or use pseudonym) had the following barriers to accessing healthcare \_\_\_\_ (or state no barriers to accessing healthcare) and had missed appointments due to \_\_\_\_\_. She had the following barriers to communication (or state no barriers to communication). She had (stable or unstable) housing. Evidence of social or emotional stress included (add factors noted on the Social and Environmental form, including any history of arrest or incarceration, or state no evidence of).





View Audit Log

Case Folder: Top Folder Record ID: TEST-2020-5473

Autopsy Report

Reporting state: test  
Case Status: Abstracting (Incomplete)  
Date created: user9 7/20/2022 05:12:49  
Last updated: user9 7/20/2022 10:42:58

Enable Edit

Save & Continue

Save & Finish

Select a form to print

View

View PDF

Save PDF

Undo

Was there an Autopsy Referral? What Type of Autopsy or Examination was Performed?

(Select Value)

(Select Value)

Is Autopsy/External Examination Report Available?

(Select Value)

Was Toxicology Performed?

Is Toxicology Report Available?

(Select Value)

(Select Value)

Completeness of Autopsy Information\*

(Select Value)

Reporter Characteristics

Reporter Type

Specify Other Reporter Type

(Select Value)

Date of Autopsy

Month

Day

Year

Jurisdiction

(Select)

(Select)

(Select)

Biometrics

Maternal

Height

Feet

Inches

Weight (lbs)

BMI\*

Fetus (If Applicable)

Weight: Unit of Measurement


Weight: Value (Grams or Pounds)

Weight: Value (Ounces)

(Select Value)

Length: Unit of Measurement

Length: Value (Inches or Cm)

(Select Value) 


Estimate of Gestational Age (Weeks)

### Findings Relevant to Maternal Death


Gross Findings - 1 item(s)


 item 1 of 1

Finding



Comment(s)




 Add Item


Microscopic Findings - 1 item(s)


 item 1 of 1

Finding




Comment(s)



 Add Item

Was Toxicology Positive for Drugs?\*

(Select Value) 

Toxicology\* - 1 item(s)

✕ item 1 of 1

Substance

Concentration

Unit of Measure

Level

(Select Value) ▾

(Select Value) ▾

Comment(s)

+Add Item

ICD Code Version

Coroner/Medical Examiner Causes of Death - 1 item(s)

✕ item 1 of 1

Type

Cause

ICD Code

Comment(s)

(Select Value) ▾

+Add Item

Reviewer's Notes About the Autopsy Report

She (or use pseudonym) presented to \_\_\_\_\_ (describe location if applicable) at \_\_\_\_\_ (describe weeks gestation or postpartum status). (Briefly provide synopsis of events that led to the death): She died at (insert weeks gestation or days/weeks/months postpartum) due to (natural/accidental/violent) causes with an underlying cause of death listed on the death certificate as (insert cause listed on death certificate). Her death (was/was not) referred for autopsy. Autopsy was done by a \_\_\_\_\_ (OR was not done). Systems Exam (Gross Findings) included \_\_\_\_\_, Microscopic Exam: \_\_\_\_\_, Toxicology Results: \_\_\_\_\_ Cause of Death (per autopsy): \_\_\_\_\_.

(Describe if any bereavement services were documented.) \_\_\_\_\_.

View Audit Log

Select a form to print

View

View PDF

Save PDF

Case Folder: Top Folder Record ID: TEST-2020-5473

Prenatal Care Record

Reporting state: test

Case Status: Abstracting (Incomplete)

Date created: user9 7/20/2022 05:12:49

Last updated: user9 7/20/2022 10:44:23

Undo

Prenatal Care Record Number

Was There More than One Prenatal Care Source?

(Select Value)



Primary Prenatal Care Facility

Place Type

Specify Other Place Type

Primary Provider Type

Specify Other Provider Type

(Select Value)

(Select Value)

Principal Source of Payment\*

Specify Other

Use of WIC\*

(Select Value)

(Select Value)

Location of Primary Prenatal Care Facility

Street

Apartment or Unit Number

City

State\*

Zip Code

County

(Select Value)

Validate Address and Get Geography Context

Clear

Matching Geography Type

Census Tract Certainty Code

Census Tract Certainty Name

Urban Status

Prior Surgical Procedures Before this Pregnancy - 0 item(s)

+Add Item

Were There Documented Preexisting Medical Conditions?\*

(Select Value)



#### Pre-existing Conditions - 1 item(s)

✕ item 1 of 1

Condition

Other (Specify)

Duration

(Select Value) ▼

Comment(s)

+Add Item

Were There Documented Mental Health Conditions?\*

(Select Value) ▼

#### Family Medical History - 1 item(s)

✕ item 1 of 1

Relation

Condition

Living?

Age at Death

(Select Value) ▼

(Select Value) ▼

Comment(s)

+Add Item

Was There Evidence of Substance Use?

(Select Value) ▼

#### Evidence of Substance Use - 1 item(s)

✕ item 1 of 1

Substance

Screening

Counseling/Education

(Select Value) ▼

(Select Value) ▼

(Select Value) ▼

Comment(s)

+Add Item

#### Pregnancy Details

Gravida\* (include current pregnancy)

Para\*

Abortions\*

#### Pregnancy History Details - 1 item(s)

✕ item 1 of 1

Date Ended

Outcome

Gestational Age - Weeks

mm/dd/yyyy

(Select Value) ▼

Birth Weight: Unit of Measurement

Birth Weight (Grams or Pounds)

Birth Weight (Ounces)

(Select Value) ▾

Method of Delivery

Complication(s)

Now Living?

(Select Value) ▾

+Add Item

### Intendedness (Sentinel Pregnancy)

Date Birth Control was Discontinued

Month

Day

Year

(Select ▾

(Select ▾

(Select ▾

Was Pregnancy Planned?

(Select Value) ▾

Specify Other

Was Patient Using Birth Control?

(Select Value) ▾

Specify Other Birth Control Method

### Infertility Treatment (Sentinel Pregnancy)

Did this Pregnancy Result from Infertility Treatment?\*

(Select Value) ▾

Fertility Enhancing Drugs

(Select Value) ▾

Assisted Reproductive Technology (ART)

(Select Value) ▾

ART Type

(Select Value) ▾

Specify Other ART Type

Cycle Number

Embryos Transferred

Embryos Growing

### Sentinel Pregnancy

Date of Last Normal Menses\*

Month

Day

Year

(Select ▾

(Select ▾

(Select ▾

Estimated Date of Delivery

Month

Day

Year

Estimate Based on

(Select ▾

(Select ▾

(Select ▾

(Select Value) ▾

Date of First Prenatal Visit\*

Month

Day

Year

(Select ▾

(Select ▾

(Select ▾

Gestational Age at First Prenatal Visit - Weeks

Gestational Age at First Prenatal Visit - Days

Date of First Ultrasound

Month

Day

Year

(Select ▾

(Select ▾

(Select ▾

Gestational Age Reported at First Ultrasound - Weeks

Gestational Age Reported at First Ultrasound - Days

Date of Last Prenatal Visit

Month

Day

Year

(Select ▾)

(Select ▾)

(Select ▾)

Gestational Age at Last Prenatal Visit - Weeks

Gestational Age at Last Prenatal Visit - Days

Height\*

Feet

Inches

Pre-Pregnancy Weight (lbs)\*

BMI\*

Weight at First Visit (lbs)\*

Weight at Last Visit (lbs)\*

Weight Gain (lbs)\*

Total Number of Prenatal Care Visits\*

Trimester of First Prenatal Care Visit\*

(Select Value ▾)

Number of Fetuses

Was Home Delivery Planned?

(Select Value ▾)

Attended Prenatal Care Visits Alone?\*

(Select Value ▾)

Name, City, and State of Intended Birthing Facility

### Routine Monitoring - 1 item(s)

✕ item 1 of 1

Date

mm/dd/yyyy

GA - Weeks

GA - Days

Systolic BP

Diastolic BP

Heart Rate

Oxygen Saturation

Urine Protein

(Select ▾)

Urine Ketones

(Select ▾)

Urine Glucose

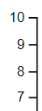
(Select ▾)

Blood Hematocrit (%)


Weight (lbs)

Comment(s)


+Add Item



Blood Pressure Graph



Weight Gain Graph



Hematocrit Graph



■ systolic\_bp ■ diastolic



■ weight



■ blood\_hematocrit

### Highest Blood Pressure\*

Systolic BP

Diastolic BP

Lowest Hematocrit\*

### Other Laboratory Tests - 1 item(s)

✕ item 1 of 1

Date

GA - Weeks

GA - Days

Test/Procedure

mm/dd/yyyy

Results (units)

Comment(s)

+Add Item

### Diagnostic Procedures - 1 item(s)

✕ item 1 of 1

Date

GA - Weeks

GA - Days

Procedure

mm/dd/yyyy

Comment(s)

+Add Item

Were there Problems Identified During the Sentinel Pregnancy?\*

(Select Value) ▾

### Problems Identified During the Sentinel Pregnancy - 1 item(s)

✕ item 1 of 1

Date First Noted

GA - Weeks

GA - Days

Problem

mm/dd/yyyy

Comment(s)



+Add Item

Were There Any Adverse Reactions?\*

(Select Val ▼)

Prescribed Medications/Drugs - 1 item(s)

✕ item 1 of 1

Date

GA - Weeks

GA - Days

Medication

mm/dd/yyyy

Dose / Frequency / Duration

Reason

Adverse Reactions?\*

(Select Value) ▼

+Add Item

Were There Pre-Delivery Hospitalizations or ER Visits?\*

(Select Value) ▼

Pre-Delivery Hospitalization Details - 1 item(s)

✕ item 1 of 1

Date

GA - Weeks

GA - Days

Facility

mm/dd/yyyy

Duration

Reason

Comment(s)

+Add Item

Were There Referrals to Other Medical Specialists/Subspecialties?\*

(Select Value) ▼

Medical Referral Details - 1 item(s)

✕ item 1 of 1

Date

GA - Weeks

GA - Days

Type of Specialist

mm/dd/yyyy

Reason

Appointment Kept?

(Select Value) ▼

+Add Item

Sources of Prenatal Care Information, Other than the Primary Provider (Transferred Records) - 1 item(s)

✕ item 1 of 1

Place

(Select Value) ▾

Provider Type

(Select Value) ▾

City

State

(Select Value) ▾

Begin Date

mm/dd/yyyy

End Date

mm/dd/yyyy

Comment(s)

+Add Item

Reviewer's Notes About the Prenatal Care Records

For this current pregnancy she entered prenatal care at \_\_\_\_ weeks with \_\_\_\_# visits at a \_\_\_\_ (describe location: clinic, office, etc.) with a \_\_\_\_ (provider type). She had (private, public, or no insurance during prenatal care). Her pre-pregnancy body mass index (BMI) was \_\_\_\_ with a height of \_\_\_\_ and weight of \_\_\_\_\_. Her pregnancy history included \_\_\_\_# full-term, \_\_\_\_# preterm, \_\_\_\_# abortion/miscarriage and \_\_\_\_# of living children (not including the sentinel pregnancy). Her current pregnancy was known to have (insert complications during pregnancy- include identified obstetric risk factors or other medical conditions including mental health and treatments) which impacted this pregnancy. Her family medical history was significant for \_\_\_\_\_. Referrals during prenatal period were to \_\_\_\_\_ (provider type) at \_\_\_\_\_ weeks gestation for \_\_\_\_\_ (describe reason).

(Insert any additional key prenatal visit details as applicable including barriers to accessing care or noted reasons for missed appointments.)

Maternal Record Identification

Medical Record Number

Basic Admission and Discharge Information

Date of Arrival at Hospital/ER

Month

Day

Year

(Selec

(Selec

(Selec

Time of Arrival

Gestational Age - Weeks

Gestational Age - Days

Days Postpartum

Date of Admission to Hospital

Month

Day

Year

(Selec

(Selec

(Selec

Time of Admission

Gestational Age - Weeks

Gestational Age - Days

Days Postpartum

Admission Condition

Admission Status

Specify Other Status

(Select Value)

(Select Value)

Admission Reason\*

Specify Other Reason

(Select Value)

Principal Source of Payment

Specify Other Source of Payment

(Select Value)

Was Mother Received from Another Hospital?

From Where?

(Select Value)

Was Mother Transferred to Another Hospital?

To Where?

(Select Value)

#### Date of Discharge from ER/Hospital

Month

(Select

Day

(Select

Year

(Select

Discharge Pregnancy Status\*

(Select Value)

Time of Discharge

Deceased at Time of Discharge?\*

(Select Value)

Gestational Age - Weeks

Gestational Age - Days

Days Postpartum

#### Name and Location of Facility

Facility Name

Type of Facility\*

Specify Other Type of Facility

(Select Value)

Facility NPI Number

Level of Maternal Care\*

Specify Other Level of Maternal Care

(Select Value)

Street

Apartment or Unit Number

City

State

Zip Code

County

(Select Value)

Validate Address and Get Geography Context

Clear

Matching Geography Type

Census Tract Certainty Code

Census Tract Certainty Name

Urban Status

Mode of Transportation to Facility

Specify Other Mode of Transportation

(Select Value)

Origin of Travel

Specify Other Origin

(Select V

#### Travel Time to Hospital

Value

Unit

(Select

### Internal Transfers - 1 item(s)

✕ item 1 of 1

Date and Time

From Unit

To Unit

mm/dd/yyyy

00:00:00

Comment(s)

+Add Item

### Maternal Biometrics

Height

Feet

Admission Weight (lbs)

Inches

BMI

### Physical Examinations and Evaluations - 1 item(s)

✕ item 1 of 1

Date and Time

Exam/Evaluation

mm/dd/yyyy

00:00:00

Body System

Findings

Performed By (Provider Type)

(Select Value ▾)

+Add Item

### Psychological Examinations and Assessments - 1 item(s)

✕ item 1 of 1

Date and Time

Exam/Assessment

mm/dd/yyyy

00:00:00

mm/dd/yyyy

00:00:00

Findings

Performed By (Provider Type)

+Add Item

#### Laboratory Tests - 1 item(s)

✕ item 1 of 1

Date and Time

Specimen

mm/dd/yyyy

00:00:00

Test Name

Result

Diagnostic Level

(Select Value)

Comment(s)

+Add Item

#### Pathology - 1 item(s)

✕ item 1 of 1

Date and Time

Specimen

mm/dd/yyyy

00:00:00

Exam Type

Findings

+Add Item

#### Onset of Labor

Date of Onset of Labor

Month

Day

Year

(Select)

(Select)

(Select)

Time of Onset of Labor

Date of Rupture of Membranes

Month

Day

Year

(Select)

(Select)

(Select)

Time of Rupture

Calculate Duration

Clear

Duration of Labor Prior to Arrival (hrs)

Final Delivery Route\*

(Select Value) ▾

Onset of labor

(Select Value) ▾

Multiple Gestation

(Select Value) ▾

Pregnancy Outcome\*

(Select Value) ▾

Specify Other Pregnancy Outcome

#### Vital Signs - 1 item(s)

✕ item 1 of 1

Date and Time

mm/dd/yyyy

00:00:00

Temperature

Heart Rate

Respiration

Systolic BP

Diastolic BP

Oxygen Saturation

Comment(s)

+Add Item

#### Highest BP

Systolic BP\*

Diastolic BP\*

10.0  
9.0  
8.0  
7.0  
6.0  
5.0  
4.0  
3.0

Temperature Graph

10  
9  
8  
7  
6  
5  
4  
3

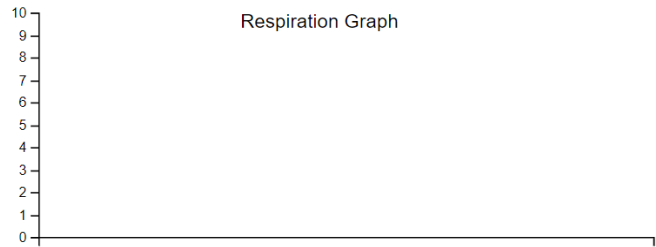
Heart Rate Graph



■ temperature

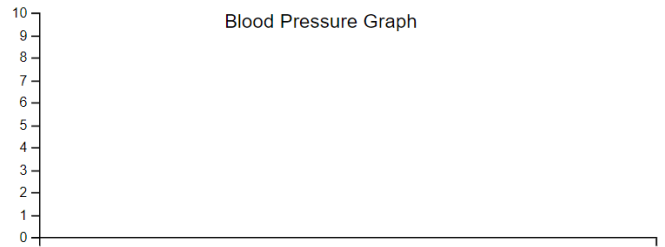


■ pulse



Respiration Graph

■ respiration



Blood Pressure Graph

■ bp\_systolic ■ bp\_diastolic

#### Birth Attendant(s) - 1 item(s)

✕ item 1 of 1

Title

Specify Other

NPI#

(Select Value ▾)

+Add Item

Were There Complications of Anesthesia?\*

(Select ▾)

#### Anesthesia - 1 item(s)

✕ item 1 of 1

Date and Time

Method

Complications

mm/dd/yyyy

00:00:00

+Add Item

Were There Adverse Reactions to Any Medications?\*

(Select ▾)

#### List of All Medications - 1 item(s)

✕ item 1 of 1

Date and Time

mm/dd/yyyy

00:00:00

Medication

Dose/Frequency/Duration


Adverse Reaction?




Comment(s)

+Add Item

Were There Any Surgical Procedures?\*

(Select Value) 

Surgical Procedures - 1 item(s)

 item 1 of 1

Date and Time

Hospital Unit

mm/dd/yyyy

00:00:00

Procedure

Performed By (Provider Type)

Outcome

+Add Item


Were There Any Blood or Blood Product Transfusions?\*

(Select Value)



Patient Blood Type

Blood Products - 1 item(s)

 item 1 of 1

Date and Time

mm/dd/yyyy

00:00:00


Product

Number of Units

Reaction/Complications

+Add Item

Diagnostic Imaging and Other Technology - 1 item(s)

 item 1 of 1

Date and Time

Procedure

Target

Findings

[+Add Item](#)

## Referrals and Consultations - 1 item(s)

✕ item 1 of 1

Date

Specialist Type

Reason

Recommendations

[+Add Item](#)

## Reviewer's Notes About this Hospitalization, Delivery or ER Visit

At \_\_\_\_ weeks gestation she (or use pseudonym) presented to the \_\_\_\_\_ (ED/L&D Triage/Other) in a \_\_\_\_\_ (hospital maternal level of care or trauma level) via \_\_\_\_\_ (method of transportation) at \_\_\_\_\_(time). When she arrived, she told medical staff (insert reason for visit). Her weight on admission was \_\_\_\_\_and her presenting vital signs were Blood pressure: \_\_\_\_ Pulse: \_\_\_\_ Respiration Rate: \_\_\_\_ Temperature: \_\_\_\_ Oxygen Saturation Percentage: \_\_\_\_\_. She was screened for \_\_\_\_\_ (describe screening, i.e., embolism, hemorrhage, ectopic, influenza, domestic or intimate partner violence, depression, substance use, etc. Document any treatments or follow-up triggered by the screening.)

When she was examined, her providers found\_\_\_\_\_. The laboratory blood/urine work performed included \_\_\_\_\_ (insert the key labs performed) with \_\_\_\_\_ abnormal findings noted. Diagnostic imaging tests performed included \_\_\_\_\_ with the following abnormal findings noted\_\_\_\_\_. Her provider diagnosed her with \_\_\_\_\_and she was admitted to \_\_\_\_\_ (describe unit) OR transferred to \_\_\_\_\_ OR discharged to\_\_\_\_\_. Her vital signs upon transfer or discharge were: \_\_\_\_\_.

(Insert more visits as indicated and include any psychosocial stressors or other contributing factors that were identified in the records.)

## Delivery Events (if applicable)

At \_\_\_\_ weeks of gestation, she presented to the \_\_\_\_\_ (ED/L&D Triage/Other) at a (hospital maternal level of care or trauma level). When she arrived, she told medical staff (insert reason for visit). Her weight on admission was \_\_\_\_\_and her presenting vital signs were\_\_\_\_\_. She was screened for \_\_\_\_\_ (describe type of screening, i.e., embolism, hemorrhage, ectopic, influenza, domestic or intimate partner violence, depression, substance use, etc. Document any treatments or follow-up triggered by the screening).

When she was examined, her providers found \_\_\_\_\_. The laboratory blood/urine work performed included (insert the key labs performed) \_\_\_\_\_ with \_\_\_\_\_ abnormal findings noted. Diagnostic imaging tests performed \_\_\_\_\_

MMRIA, TEST

View Audit Log

Case Folder: Top Folder Record ID: TEST-2020-5473

Other Medical Office Visits (Record 1)

Reporting state: test

Date created: user9 7/20/2022 05:12:49

Last updated: user9 7/20/2022 15:19:36

> [Back to List of Records](#)

Enable Edit

Save & Continue

Save & Finish

Select a form to print

View

View PDF

Save PDF

Undo

Visit

Date Of Medical Office Visit

Month

Day

Year

Arrival Time

Gestational Age - Weeks

(Select

(Select

(Select

Gestational Age - Days

Days Postpartum

Visit Type\*

Specify Other Visit Type

Medical Record No

Reason For Visit Or Chief Complaint

(Select Val

Medical Care Facility

Place Type

Specify Other Place Type

Provider Type

Specify Other Provider Type

(Select Value)

(Select Value)

Payment Source

Specify Other

Pregnancy Status

(Select Value)

(Select Value)

Was this Provider the Primary Prenatal Care Provider?\*

(Select

Location Of Medical Care Facility

Street

Apartment or Unit Number

City

State

Zip Code

County

(Select Value)

Validate Address and Get Geography Context

Clear

Matching Geography Type

Census Tract Certainty Code

Census Tract Certainty Name

Urban Status

Relevant Medical History - 1 item(s)

✕ item 1 of 1

Finding

Comment(s)

+Add Item

#### Relevant Family History - 1 item(s)

✕ item 1 of 1

Finding

Comment(s)

+Add Item

#### Relevant Social History - 1 item(s)

✕ item 1 of 1

Finding

Comment(s)

+Add Item

#### Vital Signs - 1 item(s)

✕ item 1 of 1

Date and Time

Temperature

mm/dd/yyyy

00:00:00

Heart Rate

Respiration

Systolic BP

Diastolic BP

Oxygen Saturation

Comment(s)

+Add Item

Laboratory Tests - 1 item(s)

✕ item 1 of 1

Date and Time

mm/dd/yyyy

00:00:00

Specimen

Test Name

Result

Diagnostic Level

(Select Value) ▼

Comment(s)

+Add Item

Diagnostic Imaging and Other Technology - 1 item(s)

✕ item 1 of 1

Date and Time

mm/dd/yyyy

00:00:00

Procedure

Target

Finding

+Add Item

#### Physical Examinations - 1 item(s)

✕ item 1 of 1

Body System

Finding

(Select Value) ▾

Comment(s)

+Add Item

#### Referrals and Consultations - 1 item(s)

✕ item 1 of 1

Date

Specialty

Reason

mm/dd/yyyy

Recommendations

+Add Item

#### Prescribed Medications/Drugs - 1 item(s)

✕ item 1 of 1

Date and Time

mm/dd/yyyy

00:00:00

Medication Name

Dose/Frequency/Duration

Adverse Reaction?

Comment(s)

+Add Item

Visit Summary - 1 item(s)

✕ item 1 of 1

Abnormal Findings

Recommendations and Action Plans

+Add Item

Reviewer's Notes About this Medical Office Visit

She (or use pseudonym) presented to (insert type of place: i.e., OB clinic, specialist office, other) on/at (insert date or describe gestational age or postpartum timeframe). When she arrived, she told medical staff (insert reason for visit). Her weight was \_\_\_\_\_and her presenting vital signs were Blood pressure: \_\_\_\_ Pulse: \_\_\_\_ Respiration Rate: \_\_\_\_ Temperature: \_\_\_\_ Oxygen Saturation Percentage: \_\_\_\_\_. When she was examined, her provider found\_\_\_\_\_. The laboratory blood/urine work performed included \_\_\_\_\_ (insert the key labs performed) with \_\_\_\_\_abnormal findings noted. Additional diagnostic studies performed showed\_\_\_\_\_. (Provide details of treatments, care plan, education, or follow-up instructions.)

MMRIA, TEST

Enable Edit

Save & Continue

Save & Finish

View Audit Log

Select a form to print

View

View PDF

Save PDF

Case Folder: Top Folder Record ID: TEST-2020-5473

Medical Transport (Record 1)

Reporting state: test

Date created: user9 7/20/2022 05:12:49

Last updated: user5 10/4/2022 05:07:01

> [Back to List of Records](#)

Undo

Date of Transport

Month

Day

Year

(Select)

(Select)

(Select)

Gestational Age - Weeks

Gestational Age - Days

Days Postpartum

Reason for Transport

Patient Conditions (Describe)

Who Managed the Transport?

Specify Other who Managed the Transport

(Select Value)

Transport Vehicle

Specify Other Transport Vehicle

(Select Value)

Timing of Transport

Call Received

Depart for Patient Origin

mm/dd/yyyy

00:00:00

mm/dd/yyyy

00:00:00

Arrive at Patient Origin

Patient Contact

mm/dd/yyyy

00:00:00

mm/dd/yyyy

00:00:00

Depart for Receiving Facility

Arrive at Receiving Facility

mm/dd/yyyy

00:00:00

mm/dd/yyyy

00:00:00



## Origin Information

Place of Origin

(Select Value) ▼

### Address

Street

Apartment or Unit Number

City

State

(Select Value) ▼

Country

(Select Value) ▼

Zip Code

County

Validate Address and Get Geography Context

Clear

Matching Geography Type

Census Tract Certainty Code

Census Tract Certainty Name

Urban Status

Origin Hospital Trauma Level of Care

(Select Value) ▼

Specify Other Trauma Level of Care

Origin Hospital Level of Maternal Care

(Select Value) ▼

Specify Other Level of Maternal Care

Comments

Procedures Before Transport (Describe)

Procedures During Transport (Describe)

### Transport Vital Signs - 1 item(s)

✕ item 1 of 1

Date and Time

mm/dd/yyyy

00:00:00

GA - Weeks

GA - Days

Systolic BP

Diastolic BP

Heart Rate

Oxygen Saturation

Blood Sugar

Comment(s)

+Add Item

Mental Status of Patient During Transport (Describe)

Documented Pertinent Oral Statements Made by Patient or Others on Scene

### Destination Information

Name of Facility

Place of Destination

Specify Other Destination

(Select Value)

Address

Street

Unit Number

Matching Geography Type

Census Tract Certainty Code

Census Tract Certainty Name

Urban Status

Estimated Distance (Miles) Between Origin and Destination of Medical Transport

Calculate Distance

Clear

Destination Hospital Trauma Level of Care

(Select Value)



Specify Other Trauma Level of Care

Destination Hospital Level of Maternal Care

(Select Value)



Specify Other Level of Maternal Care

Comments



Reviewer's Notes About Medical Transport

\_\_\_\_\_ (insert if 911-Emergency Medical Services or medical transport) was notified at \_\_\_\_\_ (time) by \_\_\_\_\_ (provider, spouse, partner, etc.) for \_\_\_\_\_ (reason). Upon arrival at \_\_\_\_\_ (describe place of origin) she was found to be \_\_\_\_\_ (weeks gestation OR days/weeks/months postpartum) with \_\_\_\_\_ (briefly describe condition). (Include if available pertinent oral statements made by patient or others on the scene.) Procedures during transport included \_\_\_\_\_. (Include mental status of patient during transport if available.) She arrived at \_\_\_\_\_ (describe destination place/hospital level of maternal care or trauma level) at \_\_\_\_\_ (time). (Include any barriers or delays noted with ordering or completing the transport.)



Were There Documented Preexisting Mental Health Conditions?\*

(Select)

Documented Preexisting Mental Health Conditions - 1 item(s)

✕ item 1 of 1

Condition

(Select Value)

Duration of Condition

Treatment(s)

Duration of Treatment

Treatment Changed During Pregnancy?

Dosage Changed During Pregnancy?

(Select Value)

(Select Value)

If Yes, Mental Health Provider Consultation During this Pregnancy?

Did Patient Adhere to Treatment?

(Select)

(Select)

Comment(s)

+Add Item

Were There Documented Screenings and Referrals for Mental Health Conditions? - 1 item(s)

✕ item 1 of 1

Date of Screening

GA - Weeks

GA - Days

Days Postpartum

mm/dd/yyyy

Screening Tool

Specify Other Screening Tool

(Select Value)

Referral for Treatment

(Select Value)

Findings

Comment(s)

+Add Item

Was the Decedent TREATED for Any of the Following Mental Health Conditions PRIOR TO the Most Recent Pregnancy? (Select All That Apply)\*

- ☐ Anxiety Disorder
- ☐ Bipolar Disorder
- ☐ Depression
- ☐ Psychotic Disorder
- ☐ Substance Use Disorder
- ☐ Other
- ☐ Not Treated
- ☐ Unknown

Specify Other

Was the Decedent TREATED for Any of the Following Mental Health Conditions DURING the Most Recent Pregnancy? (Select All That Apply)\*

- ☐ Anxiety Disorder
- ☐ Bipolar Disorder
- ☐ Depression
- ☐ Psychotic Disorder
- ☐ Substance Use Disorder
- ☐ Other
- ☐ Not Treated
- ☐ Unknown

Specify Other

Was the Decedent TREATED for Any of the Following Mental Health Conditions AFTER the Most Recent Pregnancy? (Select All That Apply)\*

- ☐ Anxiety Disorder
- ☐ Bipolar Disorder
- ☐ Depression
- ☐ Psychotic Disorder
- ☐ Substance Use Disorder
- ☐ Other
- ☐ Not Treated
- ☐ Unknown

Specify Other

#### Reviewer's Notes About the Mental Health Profile

She (or use pseudonym) had (insert mental health conditions including substance use disorder either suspected or diagnosed before, during or after pregnancy: include duration and treatment and any changes or barriers associated with the sentinel pregnancy.)



View Audit Log

Case Folder: Top Folder Record ID: TEST-2020-5473

Informant Interviews (Record 1)

Reporting state: test

Date created: user9 7/20/2022 05:12:49

Last updated: user9 7/20/2022 14:58:56

> [Back to List of Records](#)

Enable Edit

Save & Continue

Save & Finish

Select a form to print

View

View PDF

Save PDF

Undo

Date of Interview

Month

Day

Year

Interview Type\*

Specify Other Type

(Select



(Select



(Select



(Select Value)



Information About the Informant

Age Group

Relationship To Deceased

Other Relationship

(Select Value)



(Select Value)



Interview Narrative

Reviewer's Notes About the Informant Interview

## Case Narrative

Use the pre-fill text below, and copy and paste from Reviewer's Notes below to create a comprehensive case narrative. Whatever you type here is what will be printed in the Print Version.

CTRL+B to bold. CTRL+I to italicize. CTRL+U to underline

Remember the goal is to tell the story of the causes and contributors to the death in a compelling manner that balances the personal, human elements with the clinical. Provide the information the committee needs to complete the MMRIA Committee Decisions Form. Use inclusive and non-stigmatizing language, spell out and/or explain in plain language any use of acronyms, initials, and other clinical shorthand and define clinical terminology when first used. Humanize the story. Avoid victim-blaming framing and be sure to document any such framing in medical or social service records using quotations. Extensive abstraction of clinical records in a non-clinical cause of death may not be necessary or relevant. Use this template as needed.

Delete any portions that are not applicable to the case.

### Introduction

She (consider using a pseudonym instead of using “she”) was a(n) \_\_\_\_ year old who resided in a \_\_\_\_\_ (insert rural, urban) with (partner, child/ren, etc.). Her medical history included (insert medical history including any diagnosed mental health conditions).

### Prenatal Care

For this current pregnancy she entered prenatal care at \_\_\_\_ weeks with \_\_\_\_ # visits at a \_\_\_\_ (describe location: clinic, office, etc.) with a \_\_\_\_ (provider type). She had (private, public, or no insurance during prenatal care). Her pre-pregnancy body mass index (BMI) was \_\_\_\_ with a height of \_\_\_\_ and weight of \_\_\_\_\_. Her pregnancy history included \_\_\_\_ # full-term, \_\_\_\_ # preterm, \_\_\_\_ # abortion/miscarriage and \_\_\_\_ # of living children (not including the sentinel pregnancy). Her current pregnancy was known to have (insert complications during pregnancy include identified obstetric risk factors or other medical conditions including mental health and treatments) which impacted this pregnancy. Her family medical history was significant for \_\_\_\_\_. Referrals during prenatal

The Reviewer's Notes below come from each individual form. To make edits, navigate to each form. This content is included for reference in order to complete the Case Narrative at the top of the page.

## Death Certificate

### Reviewer's Notes from Case Form

No data entered

## Birth/Fetal Death Certificate- Parent Section

### Reviewer's Notes from Case Form

No data entered

## Birth/Fetal Death Certificate- Infant/Fetal Section

Reviewer's Notes from [Case Form](#): Record 1 – (blank)

No data entered



## Social and Environmental Profile

### Reviewer's Notes from [Case Form](#)

She (or use pseudonym) had the following barriers to accessing healthcare \_\_\_\_ (or state no barriers to accessing healthcare) and had missed appointments due to \_\_\_\_\_. She had the following barriers to communication (or state no barriers to communication). She had (stable or unstable) housing. Evidence of social or emotional stress included (add factors noted on the Social and Environmental form, including any history of arrest or incarceration, or state no evidence of).

## Autopsy Report

### Reviewer's Notes from [Case Form](#)

She (or use pseudonym) presented to \_\_\_\_\_ (describe location if applicable) at \_\_\_\_\_ (describe weeks gestation or postpartum status). (Briefly provide synopsis of events that led to the death): She died at (insert weeks gestation or days/weeks/months postpartum) due to (natural/accidental/violent) causes with an underlying cause of death listed on the death certificate as (insert cause listed on death certificate). Her death (was/was not) referred for autopsy. Autopsy was done by a \_\_\_\_\_ (OR was not done). Systems Exam (Gross Findings) included \_\_\_\_\_, Microscopic Exam: \_\_\_\_\_, Toxicology Results: \_\_\_\_\_ Cause of Death (per autopsy): \_\_\_\_\_.

(Describe if any bereavement services were documented.) \_\_\_\_\_.

## Prenatal Care Record

### Reviewer's Notes from [Case Form](#)

For this current pregnancy she entered prenatal care at \_\_\_\_ weeks with \_\_\_\_ # visits at a \_\_\_\_ (describe location: clinic, office, etc.) with a \_\_\_\_ (provider type). She had (private, public, or no insurance during prenatal care). Her pre-pregnancy body mass index (BMI) was \_\_\_\_ with a height of \_\_\_\_ and weight of \_\_\_\_\_. Her pregnancy history included \_\_\_\_ # full-term, \_\_\_\_ # preterm, \_\_\_\_ # abortion/miscarriage and \_\_\_\_ # of living children (not including the sentinel pregnancy). Her current pregnancy was known to have (insert complications during pregnancy- include identified obstetric risk factors or other medical conditions including mental health and treatments) which impacted this pregnancy. Her family medical history was significant for \_\_\_\_\_. Referrals during prenatal period were to \_\_\_\_\_ (provider type) at \_\_\_\_\_ weeks gestation for \_\_\_\_\_ (describe reason).

(Insert any additional key prenatal visit details as applicable including barriers to accessing care or noted reasons for missed appointments.)

## ER Visits and Hospitalizations

### Reviewer's Notes from [Case Form](#): Record 1

At \_\_\_\_ weeks gestation she (or use pseudonym) presented to the \_\_\_\_\_ (ED/L&D Triage/Other) in a \_\_\_\_\_ (hospital maternal level of care or trauma level) via \_\_\_\_\_ (method of transportation) at \_\_\_\_\_ (time). When she arrived, she told medical staff (insert reason for visit). Her weight on admission was \_\_\_\_\_ and her presenting vital signs were Blood pressure: \_\_\_\_ Pulse: \_\_\_\_ Respiration Rate: \_\_\_\_ Temperature: \_\_\_\_ Oxygen Saturation Percentage: \_\_\_\_\_. She was screened for \_\_\_\_\_ (describe screening, i.e., embolism, hemorrhage, ectopic, influenza, domestic or intimate partner violence, depression, substance use, etc. Document any treatments or follow-up triggered by the screening.)

When she was examined, her providers found \_\_\_\_\_. The laboratory blood/urine work performed included \_\_\_\_\_ (insert the key labs performed) with \_\_\_\_\_ abnormal findings noted. Diagnostic imaging tests performed included \_\_\_\_\_ with the following abnormal findings noted \_\_\_\_\_. Her provider diagnosed her with \_\_\_\_\_ and she was admitted to \_\_\_\_\_ (describe unit) OR transferred to \_\_\_\_\_ OR discharged to \_\_\_\_\_. Her vital signs upon transfer or discharge were: \_\_\_\_\_.

(Insert more visits as indicated and include any psychosocial stressors or other contributing factors that were identified in the records.)

### Delivery Events (if applicable)

At \_\_\_\_\_ weeks of gestation, she presented to the \_\_\_\_\_ (ED/L&D Triage/Other) at a (hospital maternal level of care or trauma level). When she arrived, she told medical staff (insert reason for visit). Her weight on admission was \_\_\_\_\_ and her presenting vital signs were \_\_\_\_\_. She was screened for \_\_\_\_\_ (describe type of screening, i.e., embolism, hemorrhage, ectopic, influenza, domestic or intimate partner violence, depression, substance use, etc. Document any treatments or follow-up triggered by the screening).

When she was examined, her providers found \_\_\_\_\_. The laboratory blood/urine work performed included (insert the key labs performed) \_\_\_\_\_ with \_\_\_\_\_ abnormal findings noted. Diagnostic imaging tests performed included \_\_\_\_\_ with the

following abnormal findings noted \_\_\_\_\_. Her provider diagnosed her with \_\_\_\_\_ and she was admitted to \_\_\_\_\_ (describe unit).

Last updated: user9 11/20/2022 14:53:46

by a \_\_\_\_\_ (provider title), method was \_\_\_\_\_ (describe type of delivery), with \_\_\_\_\_ anesthesia. Obstetric complications included \_\_\_\_\_. Fetus/infant was \_\_\_\_\_ week's gestation and weighed \_\_\_\_\_ pounds/ounces. Apgar scores were \_\_\_\_\_ and complications were \_\_\_\_\_. (Include pertinent information from records and/or informant interviews such as social support, personal complaints, or any other stressors noted by decedent, family, provider, nurse, social work or case management, specialists, chaplain, etc.)

## Other Medical Office Visits

Reviewer's Notes from [Case Form](#): Record 1

She (or use pseudonym) presented to (insert type of place: i.e., OB clinic, specialist office, other) on/at (insert date or describe gestational age or postpartum timeframe). When she arrived, she told medical staff (insert reason for visit). Her weight was \_\_\_\_\_ and her presenting vital signs were Blood pressure: \_\_\_\_\_ Pulse: \_\_\_\_\_ Respiration Rate: \_\_\_\_\_ Temperature: \_\_\_\_\_ Oxygen Saturation Percentage: \_\_\_\_\_. When she was examined, her provider found \_\_\_\_\_. The laboratory blood/urine work performed included \_\_\_\_\_ (insert the key labs performed) with \_\_\_\_\_ abnormal findings noted. Additional diagnostic studies performed showed \_\_\_\_\_. (Provide details of treatments, care plan, education, or follow-up instructions.)

## Medical Transport

Reviewer's Notes from [Case Form](#): Record 1

\_\_\_\_\_ (insert if 911-Emergency Medical Services or medical transport) was notified at \_\_\_\_\_ (time) by \_\_\_\_\_ (provider, spouse, partner, etc.) for \_\_\_\_\_ (reason). Upon arrival at \_\_\_\_\_ (describe place of origin) she was found to be \_\_\_\_\_ (weeks gestation OR days/weeks/months postpartum) with \_\_\_\_\_ (briefly describe condition). (Include if available pertinent oral statements made by patient or others on the scene.) Procedures during transport included \_\_\_\_\_. (Include mental status of patient during transport if available.) She arrived at \_\_\_\_\_ (describe destination place/hospital level of maternal care or trauma level) at \_\_\_\_\_ (time). (Include any barriers or delays noted with ordering or completing the transport.)

## Mental Health Profile

Reviewer's Notes from [Case Form](#)

She (or use pseudonym) had (insert mental health conditions including substance use disorder either suspected or diagnosed before, during or after pregnancy: include duration and treatment and any changes or barriers associated with the sentinel pregnancy.)

## Informant Interviews

Reviewer's Notes from [Case Form](#): Record 1

MMRIA, TEST

View Audit Log

Case Folder: Top Folder Record ID: TEST-2020-5473

Committee Decisions

Reporting state: test  
Case Status: Abstracting (Incomplete)  
Date created: user9 7/20/2022 05:12:49  
Last updated: user9 7/23/2022 07:30:24

Enable Edit

Save & Continue

Save & Finish

Select a form to print

View

View PDF

Save PDF

Undo

Form Approved

OMB No. 0920-1294

Exp. Date 04/30/2023

Public reporting burden of this collection of information is estimated to average 24 minutes per response, including the time for reviewing instructions, searching existing data sources, gathering and maintaining the data needed, and completing and reviewing the collection of information. An agency may not conduct or sponsor, and a person is not required to respond to a collection of information unless it displays a currently valid OMB control number. Send comments regarding this burden estimate or any other aspect of this collection of information, including suggestions for reducing this burden to CDC/ATSDR Reports Clearance Officer; 1600 Clifton Road NE, MS D-74, Atlanta, Georgia 30333; ATTN: PRA (0920-1294)

Review Date

Pregnancy-Relatedness

mm/dd/yyyy

(Select Value)

Estimate the Degree of Relevant Information (Records) Available for this Case

(Select Value)

Does Committee Agree with the Underlying Cause of Death Listed on Death Certificate?

(Select Value)

If Pregnancy-Related, Committee Determination of Primary Underlying Cause of Death (PMSS-MM)

(Select Value)

If Applicable: Committee Determination of Secondary Underlying Cause of Death (PMSS-MM)

(Select Value)

Committee Determination of Cause(s) of Death - 1 item(s)

✕ item 1 of 1

Type

Cause (Descriptive)

Comments

(Select Value)

+Add Item

Committee Determinations on Circumstances Surrounding Death

Did Obesity Contribute to the Death?

(Select Value)

Did Discrimination Contribute to the Death?

(Select Value)

Did Mental Health Conditions Other than Substance Use Disorder Contribute to the Death?

(Select Value)

Did Substance Use Disorder Contribute to the Death?

(Select Value) ▼

## Manner of Death

Was this Death a Suicide?

(Select Value) ▼

Was this Death a Homicide?

(Select Value) ▼

If Accidental Death, Homicide, or Suicide, List the Means of Fatal Injury

(Select Value) ▼

Specify Other Means of Fatal Injury

If Homicide, What Was the Relationship of the Perpetrator to the Decedent?

(Select Value) ▼

Specify Other Relationship

Was this Death Preventable?

(Select Value) ▼

Chance to Alter Outcome

(Select Value) ▼

### Contributing Factors and Recommendations for Action - 1 item(s)

✕ item 1 of 1

#### Contributing Factor

Description of Issue

Contributing Factor Class

(Select Value) ▼

Level

(Select Value) ▼

#### Recommendation of the Committee

Committee Recommendation

Level

(Select Value) ▼

Prevention Type

(Select Value) ▼

Expected Impact

(Select Value) ▼

+Add Item

If recommendations and opportunities for strengthening systems and processes were discussed during the review of this death but would not have prevented this specific death, please document those recommendations here. For example, a recommendation related to the referral of pregnancy-associated deaths to the coroner or medical examiner's office for an autopsy could be listed here.