

## NASA Ames Center Master Plan Survey

### Introduction

**NASA Ames Research Center (ARC) is in the process of updating its Center Master Plan in alignment with the Agency Master Plan and guide development decisions at ARC over the next twenty years. The Center Master Plan will focus on four districts: Ames Campus, NASA Research Park (NRP), Bay View, and Eastside Airfield (see map on the survey).**

**One of the challenges facing ARC is sufficient funding to maintain facility and all infrastructure assets in good condition. In this context, please give your input with the intent of a more affordable operations and creating better work environment for everyone, while striving to meet our bold NASA mission. Your participation is voluntary and anonymous.**

**Click "Next" to get started with the survey. If you'd like to leave the survey at any time, just click "Exit this survey". Your answers will be saved.**

Paperwork Reduction Act Statement: This information collection meets the requirements of 44 U.S.C 3507, as amended by section 2 of the Paperwork Reduction Act of 1995. You do not need to answer these questions unless we display a valid Office of Management and Budget control number. The OMB control number for this information collection is 2700-0153 and it expires on 07/31/2024. We estimate that it will take about 5 minutes to read the instructions, gather the facts, and answer the questions. You may send comments on our time estimate above to [soheila.dianati@nasa.gov](mailto:soheila.dianati@nasa.gov). Send only comments relating to our time estimate to this address.

### NASA ARC Master Planning Districts



## NASA Ames Center Master Plan Survey

### General Information

\* 1. What is your primary affiliation?

- ☐ NASA ARC **civil servant** working majority **on-site** at  
ARC ☐ NASA ARC **civil servant** working majority **off-site**  
☐ NASA ARC **contractor** working majority **on-site** at  
ARC ☐ NASA ARC **contractor** working majority **off-site**  
☐ Other (please specify)

\* 2. How many years have you worked for ARC?

- ☐ 0-5  
☐ 6-10  
☐ 11-15  
☐ 16-20  
☐ 21-25  
☐ 26-30  
☐ 31+

\* 3. What is the ARC organization you work for?

- ☐ A Aeronautics Directorate  
☐ C Office of the Chief Financial Officer  
☐ D Office of the Director  
☐ H California Human Resources Office  
☐ I Office of the Chief Information  
☐ Officer J Center Operations  
Directorate  
☐ P Programs & Projects Directorate  
☐ Q Safety and Mission Assurance Directorate  
☐ R Engineering Directorate  
☐ S Science Directorate

☐ T Exploration Technology

☐ Directorate Other (please

specify)

\* 4. What is your career level?

- ☐ Early-Career (0-10 years)
- ☐ Mid-Career (11-20 years)
- ☐ Senior-Career (21 years and beyond)

## NASA Ames Center Master Plan Survey


### Planning: Where are we now?

**Strengths and Weaknesses refer to ARC's current state. In answering the following questions, please consider your answers in terms of current conditions related to the built environment at ARC.**

5. What do you think are the STRENGTHS of ARC? (strengths are current assets that should be preserved and replicated; an example is "campus setting")

A large, empty rectangular text box with a thin black border, intended for the respondent to write their answer to question 5.

6. What are the WEAKNESSES of ARC? (weaknesses are current liabilities that need to be fixed or removed; an examples is "aging infrastructure.")


A large, empty rectangular text box with a thin black border, intended for the respondent to write their answer to question 6.

## NASA Ames Center Master Plan Survey


### Planning: Where are we going?

**Opportunities and Threats refer to future possibilities or challenges facing ARC. In answering the following questions, please consider your answers in terms of future conditions related to the built environment at ARC.**

7. What are OPPORTUNITIES at ARC? (opportunities are elements that ARC can capitalize on in the future; an example is "more outdoor greenspaces.")



8. What are CHALLENGES at ARC that impact future growth and development? (challenges are elements that stand in the way of future development at ARC; an example is "sea level rise.")



9. What are key concerns regarding how the center evolves over the next twenty years?

	Very Important	Somewhat Important	Not Important
Walkability	<input type="radio"/>	<input type="radio"/>	<input type="radio"/>
Bikeability	<input type="radio"/>	<input type="radio"/>	<input type="radio"/>
Vehicle Parking	<input type="radio"/>	<input type="radio"/>	<input type="radio"/>
Infrastructure Condition	<input type="radio"/>	<input type="radio"/>	<input type="radio"/>
Security	<input type="radio"/>	<input type="radio"/>	<input type="radio"/>
Urban Encroachment/Interface	<input type="radio"/>	<input type="radio"/>	<input type="radio"/>
Climate Change Risk Mitigation	<input type="radio"/>	<input type="radio"/>	<input type="radio"/>
Protecting Green Space	<input type="radio"/>	<input type="radio"/>	<input type="radio"/>
Partnership Integration	<input type="radio"/>	<input type="radio"/>	<input type="radio"/>
Changing Programs and/or Missions	<input type="radio"/>	<input type="radio"/>	<input type="radio"/>
Collaboration Space Options	<input type="radio"/>	<input type="radio"/>	<input type="radio"/>
Recreational Opportunities	<input type="radio"/>	<input type="radio"/>	<input type="radio"/>
Accessibility for Individuals with Disabilities	<input type="radio"/>	<input type="radio"/>	<input type="radio"/>
Lack of sufficient funds	<input type="radio"/>	<input type="radio"/>	<input type="radio"/>

Other (please specify)

10. What solutions to these challenges, if any, can you suggest at this point?

## NASA Ames Center Master Plan Survey

### Planning: Where do we want to be?

**In answering the following questions, please consider your answers in terms of desirable conditions related to the built environment at ARC.**

11. Please rate the below Planning Patterns for ARC (patterns are design objectives that help guide center planners)

	Very Important	Somewhat Important	Not Important
Clear Wayfinding (signage and landscaping)	<input type="radio"/>	<input type="radio"/>	<input type="radio"/>
Climate-Adapted/Low-Maintenance Landscaping	<input type="radio"/>	<input type="radio"/>	<input type="radio"/>
Collaboration Areas	<input type="radio"/>	<input type="radio"/>	<input type="radio"/>
Windows in Open Office Areas			
Windows in Private Offices	<input type="radio"/>	<input type="radio"/>	<input type="radio"/>
Courtyards and Quads	<input type="radio"/>		
Enduring Structures and Materials	<input type="radio"/>	<input type="radio"/>	<input type="radio"/>
Flexible Laboratories	<input type="radio"/>	<input type="radio"/>	
Infill Development (located in the existing campus core)	<input type="radio"/>	<input type="radio"/>	<input type="radio"/>
Low-Impact Development (manage stormwater on-site)	<input type="radio"/>	<input type="radio"/>	<input type="radio"/>
Multi-Story Buildings	<input type="radio"/>	<input type="radio"/>	<input type="radio"/>
Outdoor Gathering Spaces	<input type="radio"/>	<input type="radio"/>	<input type="radio"/>
Perimeter	<input type="radio"/>	<input type="radio"/>	<input type="radio"/>
Parking	<input type="radio"/>	<input type="radio"/>	<input type="radio"/>
Resilient	<input type="radio"/>	<input type="radio"/>	<input type="radio"/>
Facilities Safe	<input type="radio"/>	<input type="radio"/>	<input type="radio"/>
	<input type="radio"/>	<input type="radio"/>	<input type="radio"/>

Crosswalks

Secure

Perimeter


Visible Building and  
Gateway Entries

Walkable Campus

12. In your opinion, what makes a great campus?

A small, empty rectangular box with a thin black border, intended for the user to write their answer to question 12. A small icon is visible in the bottom right corner of the box.

13. What is your planning VISION for the development of ARC? (a planning vision informs key goals for future planning at ARC; an example is "an active and

A large, empty rectangular box with a thin black border, intended for the user to write their answer to question 13. A small icon is visible in the bottom right corner of the box.

sustainable workplace.")

## NASA Ames Center Master Plan Survey

Thank You

**We appreciate your input. If you have any additional comments or questions, please send an email to Soheila Dianati, [soheila.dianati@nasa.gov](mailto:soheila.dianati@nasa.gov)**

**Thanks again!**