


0%

100%



Centers for Disease Control and Prevention
Office for State, Tribal, Local and Territorial Support

Form approved
OMB No. 0920-1257
Expiration date: 06/30/2025

Preventive Health and Health Services Block Grant Assessment

Thank you for participating in the Centers for Disease Control and Prevention's (CDC's) assessment of the Preventive Health and Health Services (PHHS) Block Grant. Your participation will help CDC gather important information regarding results and improvements achieved by the PHHS Block Grant from July 1, 2024, through June 30, 2025.

Completing the questionnaire is voluntary and will take approximately **45 minutes**.

Instructions

To advance through the questionnaire, please use the Forward (>>) and Back (<<) buttons located in the lower-right corner of each page. Please note that you do not have to complete the questionnaire in one sitting. The data you enter are automatically saved as you progress to each new section; therefore, you may stop and return at a later time if needed. You will also have an opportunity to review and print your responses before submitting. **Your response to the questionnaire is due on MM/DD/2025.**

Throughout the questionnaire, key terms appear in underlined, italicized font. If you hover over a key term with your mouse/pointer, the term's definition will appear in a text box.

Technical Support

For other questions about this questionnaire, please contact the PHHS Block Grant Evaluation Team at pshsblockgranteval@cdc.gov.

Use of the Findings from the Assessment

The findings from this assessment will be used to inform CDC of the outputs and cross-cutting outcomes of the PHHS Block Grant, refine existing measures, and/or inform the development of future measures. No personally identifiable information will be collected. Responses will be kept secure and results will be reported only in aggregate form. Findings will be shared with various stakeholders, including recipients, and might be included in articles and reports that will be made available publicly.

Public reporting burden of this collection of information is estimated to average 45 minutes per response, including the time for reviewing, searching existing data sources, gathering and maintaining the data needed, and completing and reviewing the collection of information. An agency may not conduct or sponsor, and a person is not required to respond to, a collection of information unless it displays a currently valid OMB control number. Send comments regarding this burden estimate or any other aspect of this collection of information, including suggestions for reducing this burden, to CDC/ATSDR Information Collection Review Office, 1600 Clifton Road NE, MS D-74, Atlanta, Georgia 30333; ATTN: PRA (0920-1257).

>>

0%

100%

Respondent Information

1. Select your PHHS Block Grant-funded jurisdiction from the drop-down menu.

<<

>>

Screen 3

0%

100%

II. Public Health Infrastructure

Public health infrastructure includes the organizational capacity (i.e., the systems, workforce, partnerships, and resources) that enables agencies to perform their core functions and provide essential services. Improvements to infrastructure may occur within the recipient health department, either department-wide or within a specific program, or across the recipient jurisdiction's public health system.

This section includes questions related to *measure 1.1* and *measure 1.2*, which are focused on two aspects of public health infrastructure respectively: 1) information systems capacity improvement and 2) quality improvement.

<<

>>

Screen 4

0%

100%

Information Systems Capacity Improved – Measure 1.1

Please answer the following questions related to *information systems* that were newly developed, improved, and/or maintained through *PHHS Block Grant-funded support* during the *12-month reporting period*.

<<

>>

Screen 5

0%

100%

2. Have any **agencies** in your jurisdiction used PHHS Block Grant funds to support development, improvement, and/or maintenance of one or more information systems?

Yes

No

<<

>>

Screen 6

0%

100%

3. What type of **agency** in your jurisdiction used PHHS Block Grant funds to support development, improvement, and/or maintenance of one or more information systems? Select all that apply.

Recipient health department

Local health department

Tribal health department

Local organization

Screen 6 continued

3a. How many unique **local health departments** used PHHS Block Grant funds to support development, improvement, and/or maintenance of one or more information systems?

Number of local health departments

3b. How many unique **tribal health departments** used PHHS Block Grant funds to support development, improvement, and/or maintenance of one or more information systems?

Number of tribal health departments


3c. How many unique **local organizations** used PHHS Block Grant funds to support development, improvement, and/or maintenance of one or more information systems?

Number of local organizations

<<

>>

Screen 7




4. What is the **total number** of unique **information systems** that were newly developed, improved, and/or maintained by agencies within your jurisdiction?

Number:

<<

>>

Screen 8



4a. What is the name/title of the newly developed, improved, and/or maintained information system?

System #1

<<

>>

Screen 9

System

4a.1. What type of system was newly developed, improved, and/or maintained?

Laboratory data system

Surveillance system

Vital events database (e.g., birth, death, fetal death)

Registry (e.g., cancer registry)

Performance management system

Program administration

Financial management system

Human capital management system (e.g., human resources, personnel)

Health information exchange (HIE)

Electronic health record (EHR) system

Public health database (e.g., public facing database)

Public health digital library (e.g., publications, journals)

Online mapping system (e.g., GIS)

Other information system

4a.2. What **type of agency** developed, improved, and/or maintained this information system? Select all that apply.

Recipient health department

Local health department

Tribal health department

Local organization

Screen 9 continued

4a.2. What **type of agency** developed, improved, and/or maintained this information system? Select all that apply.

Recipient health department

Local health department

Tribal health department

Local organization

4a.2a. For the recipient health department developed, improved, and/or maintained information systems, what types of agencies and how many **used or had access** to the system?

Number of local health departments:

Number of tribal health departments:

Number of local organizations:

Not sure

4a.3. Which of the following **best describes** how PHHS Block Grant funds were used to support this information system capacity?

Initiated development of a new system or module

Maintained an existing system or module

Enhanced or expanded an existing system or module

Sustained or restored a system or module

<<

>>

Screen 10

0%

100%

II. Quality Improved – Measure 1.2

Please answer the following questions related to improvements in the *efficiency and/or effectiveness* of operations, programs, or services that were achieved through *PHHS Block Grant-funded support* during the *12-month reporting period*.

<<

>>

Screen 11

0%

100%

5. Have any **agencies** in your jurisdiction used PHHS Block Grant funds to achieve an efficiency and/or effectiveness improvement for an operation, program or service through a quality improvement effort?

Yes

No

<<

>>

Screen 12

0%

100%

5a. What type of **agency** in your jurisdiction used PHHS Block Grant funds to achieve an efficiency and/or effectiveness improvement for an operation, program, or service through a quality improvement effort? Select all that apply.

Recipient health department


Local health department

Tribal health department

Local organization

<<

>>



Recipient Health Department

5b. What is the **total number** of unique operations, programs, or services for which an efficiency and/or effectiveness improvement was achieved by **your (recipient) health department** using PHHS Block Grant-funded support?

Number:

5b.1. What **types of improvements** were achieved? Select all that apply.

Time saved

Reduced number of steps

Costs saved

Costs avoided

Revenue generated due to billable service

Increased staff satisfaction

Organizational design improvements

Quality enhancements of operations, programs, or services


Other (please specify)

Other (please specify)

Other (please specify)

Other (please specify)

Other (please specify)



Recipient Health Department


5b.2. Indicate the number of operations, programs, or services that achieved the following improvements:

	Number
Time saved	<input type="text"/>
Reduced number of steps	<input type="text"/>
<u>Costs saved</u>	<input type="text"/>
<u>Costs avoided</u>	<input type="text"/>
Revenue generated due to billable service	<input type="text"/>
Increased staff satisfaction	<input type="text"/>
Organizational design improvements	<input type="text"/>
Quality enhancements of operations, programs, or services	<input type="text"/>

<<

>>

Screen 15 (Note: the numerical of value of '8,' shown below, is a piped-text entry based on the value input into Q5b)



Recipient Health Department


5b.3. For how many operations, programs, or services were PHHS Block Grant funds used to:

Note: The sum of your responses should equal your previous response of 8.

	Number of operations, programs, or services (if none, enter a zero)
<u>Initiate new</u> efforts to improve efficiency and/or effectiveness?	<input type="text"/>
<u>Maintain</u> ongoing efforts to improve efficiency and/or effectiveness (i.e. efficiency and/or effectiveness effort was ongoing from previous reporting period, but improvement was achieved during this reporting period)?	<input type="text"/>
<u>Enhance or expand</u> efforts to improve efficiency and/or effectiveness?	<input type="text"/>
<u>Sustain or restore</u> efforts to improve efficiency and/or effectiveness?	<input type="text"/>

<<

>>



Local Health Departments

5c. How many **local health departments** used PHHS Block Grant funds to achieve an efficiency and/or effectiveness improvement for an operation, program, or service?

Number of local health departments:


5c.1. What is the **total number** of unique operations, programs, or services for which an efficiency and/or effectiveness improvement was achieved by **local health departments** using PHHS Block Grant-funded support?

Number:

5c.2. What **types of improvements** were achieved? Select all that apply.

Time saved
Reduced number of steps
<u>Costs saved</u>
<u>Costs avoided</u>
Revenue generated due to billable service
Increased staff satisfaction
Organizational design improvements
Quality enhancements of operations, programs, or services
Other (please specify)
<input type="text"/>
Other (please specify)
<input type="text"/>
Other (please specify)
<input type="text"/>
Other (please specify)
<input type="text"/>
Other (please specify)
<input type="text"/>

Screen 17




Local Health Departments

5c.3. Indicate the number of operations, programs, or services that achieved the following improvements:

	Enter number
Time saved	<input type="text"/>
Reduced number of steps	<input type="text"/>
<u>Costs saved</u>	<input type="text"/>
<u>Costs avoided</u>	<input type="text"/>
Revenue generated due to billable service	<input type="text"/>
Increased staff satisfaction	<input type="text"/>
Organizational design improvements	<input type="text"/>
Quality enhancements of operations, programs, or services	<input type="text"/>

Screen 18: (Note: the numerical of value of '8,' shown below, is a piped-text entry based on the value input into Q5c.1)




Local Health Departments

5c.4. For how many operations, programs, or services were PHHS Block Grant funds used to:

Note: The sum of your responses should equal your previous response of 8.

	Number of operations, programs, or services (if none, enter a zero)
<u>Initiate new</u> efforts to improve efficiency and/or effectiveness?	<input type="text"/>
<u>Maintain</u> ongoing efforts to improve efficiency and/or effectiveness (i.e. efficiency and/or effectiveness effort was ongoing from previous reporting period, but improvement was achieved during this reporting period)?	<input type="text"/>
<u>Enhance or expand</u> efforts to improve efficiency and/or effectiveness?	<input type="text"/>
<u>Sustain or restore</u> efforts to improve efficiency and/or effectiveness?	<input type="text"/>



Tribal Health Departments

5d. How many **tribal health departments** used PHHS Block Grant funds to achieve an efficiency and/or effectiveness improvement for an operation, program, or service?

Number of tribal health departments:

5d.1. What is the **total number of unique** operations, programs, or services for which an efficiency and/or effectiveness improvement was achieved by **tribal health departments** in your jurisdiction using PHHS Block Grant-funded support?

Number:

Screen 19 continued

5d.2. What **types of improvements** were achieved? Select all that apply.

Time saved

Reduced number of steps

Costs saved

Costs avoided

Revenue generated due to billable service

Increased staff satisfaction

Organizational design improvements

Quality enhancements of operations, programs, or services

Other (please specify)

Other (please specify)

Other (please specify)

Other (please specify)

Other (please specify)

Tribal Health Departments

5d.3. Indicate the number of operations, programs, or services that achieved the following improvements:

	Enter number
Time saved	<input type="text"/>
Reduced number of steps	<input type="text"/>
<u>Costs saved</u>	<input type="text"/>
<u>Costs avoided</u>	<input type="text"/>
Revenue generated due to billable service	<input type="text"/>
Increased staff satisfaction	<input type="text"/>
Organizational design improvements	<input type="text"/>
Quality enhancements of operations, programs, or services	<input type="text"/>



Screen 21: (Note: the numerical of value of '8,' shown below, is a piped-text entry based on the value input into Q5d.1)


Tribal Health Departments

5d.4. For how many operations, programs, or services were PHHS Block Grant funds used to:

Note: The sum of your responses should equal your previous response of 8.

	Number of operations, programs, or services (if none, enter a zero)
<u>Initiate new</u> efforts to improve efficiency and/or effectiveness?	<input type="text"/>
<u>Maintain</u> ongoing efforts to improve efficiency and/or effectiveness (i.e. efficiency and/or effectiveness effort was ongoing from previous reporting period, but improvement was achieved during this reporting period)?	<input type="text"/>
<u>Enhance or expand</u> efforts to improve efficiency and/or effectiveness?	<input type="text"/>
<u>Sustain</u> or <u>restore</u> efforts to improve efficiency and/or effectiveness?	<input type="text"/>





Local organizations

5e. How many local organizations used PHHS Block Grant funds to achieve an efficiency and/or effectiveness improvement for an operation, program, or service?

Number of local organizations:

5e.1. What is the **total number of unique** operations, programs, or services for which an efficiency and/or effectiveness improvement was achieved by a **local organization** using PHHS Block Grant-funded support?

Number:

5e.2. What **types of improvements** were achieved? Select all that apply.

Time saved

Reduced number of steps

Costs saved

Costs avoided

Revenue generated due to billable service

Increased staff satisfaction

Organizational design improvements

Quality enhancements of operations, programs, or services


Other (please specify)

Other (please specify)

Other (please specify)

Other (please specify)

Other (please specify)



Local Organizations

5e.3. Indicate the number of operations, programs, or services that achieved the following improvements:

	Enter number
Time saved	<input type="text"/>
Reduced number of steps	<input type="text"/>
<u>Costs saved</u>	<input type="text"/>
<u>Costs avoided</u>	<input type="text"/>
Revenue generated due to billable service	<input type="text"/>
Increased staff satisfaction	<input type="text"/>
Organizational design improvements	<input type="text"/>
Quality enhancements of operations, programs, or services	<input type="text"/>



Screen 24: (Note: the numerical of value of '8,' shown below, is a piped-text entry based on the value input into Q5e.1)

0%

100%

Local Organizations

5e.4. For how many operations, programs, or services were PHHS Block Grant funds used to:

Note: The sum of your responses should equal your previous response of 8.

Number of operations,
programs, or services (if none,
enter a zero)

Initiate new efforts to improve efficiency and/or effectiveness?

Maintain ongoing efforts to improve efficiency and/or effectiveness (i.e. efficiency and/or effectiveness effort was ongoing from previous reporting period, but improvement was achieved during this reporting period)?

Enhance or expand efforts to improve efficiency and/or effectiveness?

Sustain or restore efforts to improve efficiency and/or effectiveness?

<<

>>

Screen 25

0%

100%

5f. Was an established **quality improvement method** (e.g., Plan-Do-Study-Act, Lean/Six Sigma) used by an **agency** to achieve any of the improvements in the efficiency and/or effectiveness of an operation, program, or service you have reported on in this questionnaire?

Yes

No

Not sure

<<

>>

Screen 25 continued (if 'yes' is selected for 5f)

Please provide the following information for one **example** of an improvement in the efficiency and/or effectiveness of an operation, program, or service for which a deliberate and defined quality improvement method was used by an **agency**:

5f.1. Name/title of the operation, program, or service:

5f.2. Specific issue being addressed through quality improvement:

5f.3. Quality improvement method used:

5f.4. Brief description of the efficiency and/or effectiveness achieved:

<<

>>

Screen 26

0%

100%

To help us learn more about public health infrastructure improvements achieved through PHHS Block Grant-funded support during the 12-month reporting period, please answer the following question focused on national standards and accreditation.

<<

>>

Screen 27

0%

100%

6. How did **your health department** use PHHS Block Grant funds to address national standards or conduct accreditation-related activities as established by the Public Health Accreditation Board (PHAB)? Select all that apply.

<input type="checkbox"/>	PHHS Block Grant funds not used in this way
<input type="checkbox"/>	Paid for PHAB fees
<input type="checkbox"/>	Hired staff to support accreditation-related activities (e.g., performance improvement manager, accreditation coordinator)
<input type="checkbox"/>	Worked to meet and/or maintain performance against the standards (including prerequisites, key plans, and processes described through the standards)
<input type="checkbox"/>	Provided support to local health department(s) to pay for PHAB fees
<input type="checkbox"/>	Provided support to local health department(s) to hire staff to support accreditation-related activities (e.g., performance improvement manager, accreditation coordinator)
<input type="checkbox"/>	Provided support to local health department(s) to meet and/or maintain performance against the standards
<input type="checkbox"/>	Provided support to tribal health department(s) to pay for PHAB fees
<input type="checkbox"/>	Provided support to tribal health department(s) to hire staff to support accreditation-related activities (e.g., performance improvement manager, accreditation coordinator)
<input type="checkbox"/>	Provided support to tribal health department(s) to meet and/or maintain performance against the standards
<input type="checkbox"/>	Other (please specify): <input type="text"/>



Screen 28

0%

100%

III. Emerging Needs

Emerging needs are public health issues that are beginning to present themselves as problems within the recipient's jurisdiction. They can affect the jurisdiction as a whole or specific areas within the jurisdiction, such as counties, tribes, and cities.

This section includes questions related to measure 2.1, which is focused on all types of emerging public health needs.



Screen 29

0% 100%

Emerging Public Health Needs Addressed – Measure 2.1

Please answer the following questions related to emerging public health needs that were addressed through PHHS Block Grant-funded support during the 12-month reporting period.

<<

>>

Screen 30

0% 100%

7. Have any **agencies** in your jurisdiction used PHHS Block Grant funds to support an effort to address an emerging public health need?

Yes

No

<<

>>

Screen 31

0% 100%

7a. What is the **total number** of unique emerging public health needs that were addressed by **agencies** in your jurisdiction through PHHS Block Grant-funded support?

Number of unique emerging public health needs:

<<

>>

Screen 32



7b. What is the **name/title** of the **emerging public health need** that was addressed?

Emerging public health need #1



Screen 33



Title

7b.1. How would you characterize this emerging public health need?

Newly developing

Newly prioritized

7b.2. How was this emerging public health need identified? Select all that apply.

Conducted, monitored, or updated a jurisdiction health assessment (e.g., state health assessment)

Conducted a topic- or program-specific assessment (e.g. tobacco assessment, environmental health assessment)

Identified via surveillance systems or other data sources

Prioritized within a strategic plan

Declared as an emergency within your jurisdiction

Governor (or other political leader) established as a priority

Legislature established as a priority

Tribal government/elected official established as a priority

Other (please specify):





Title

7b.3. What *Healthy People 2030 health topic area* best aligns with the emerging need? Select the health topic area that was the primary focus for the emerging need.

1-Access to Health Services

2-Adolescent Health

3-Arthritis

4-Blood Disorders and Blood Safety

5-Cancer

6-Chronic Kidney Disease

7-Chronic Pain

8-Dementias, Including Alzheimer's Disease

9-Diabetes

10-Disability and Health

11-Early and Middle Childhood

12-Educational and Community-Based Programs

13-Environmental health

14- Family planning

15-Food safety

16-Global health

17-Health Communication and Health Information Technology

Screen 34 continued

21-HIV

22-Immunization and Infectious Diseases

23-Injury and Violence Prevention

24-Lesbian, gay, bisexual, and transgender Health

25-Maternal, Infant, and Child Health

26-Medical Product Safety

27-Mental Health and Mental Disorders

28-Nutrition and Weight Status

29-Occupational Safety and Health

30-Older Adults

31-Oral Health

32-Osteoporosis

33-Physical Activity

34-Preparedness

35-Public Health Infrastructure

36-Respiratory Diseases

37-Sexually Transmitted Infections

38-Sleep Health

39-Social Determinants of Health

40-Substance Use

41-Tobacco Use

42-Vision

<<

>>

Screen 35

0%

100%

Title

7b.4. What was the focus of the emerging need?

Health-related (e.g., health risk factors, disease outcomes)

Organizational or systems-related (e.g., agency infrastructure)

7b.5. Which of the following **best describes** how PHHS Block Grant funds were used to support efforts to address this emerging need?

Initiated a new effort to address the emerging public health need

Maintained an existing effort to address the emerging public health need

Enhanced or expanded an existing effort to address the emerging public health need

Sustained or restored an effort to address the emerging public health need



Screen 36

0%

100%

Title

7b.4. What was the focus of the emerging need?

Health-related (e.g., health risk factors, disease outcomes)

Organizational or systems-related (e.g., agency infrastructure)

7b.4a. What was the geographic area affected by this emerging need?

Jurisdiction-wide: Entire recipient jurisdiction

Regional: More than one city, county, borough, etc. but not jurisdiction-wide

Local: Limited to one city, county, borough, etc.

Not sure

Screen 36 continued:

7b.4b. What was the size of the population potentially affected by this emerging need?

Number:

7b.4c. Please provide a brief description of how the population estimate was identified.

7b.5. Which of the following **best describes** how PHHS Block Grant funds were used to support efforts to address this emerging need?

Initiated a new effort to address the emerging public health need

Maintained an existing effort to address the emerging public health need

Enhanced or expanded an existing effort to address the emerging public health need

Sustained or restored an effort to address the emerging public health need

<<

>>

Screen 37

0%

100%

IV. Evidence-Based Public Health

Evidence-based public health practice involves implementing effective interventions. It also includes both building and using evidence (i.e., data and information) to assess and define public health needs, prioritize public health needs for action, and determine the effectiveness of interventions.

This section includes questions related to measure 3.1, which is focused on a key aspect of evidence-based public health practice—implementing evidence-based public health interventions.

<<

>>

Screen 38

0%

100%

Evidence-Based Public Health Interventions Implemented – Measure 3.1

Please answer the following questions related to public health interventions that were implemented (i.e., delivered for the first time, ongoing, or completed) through PHHS Block Grant-funded support during the 12-month reporting period.

<<

>>

Screen 39

0%

100%

8. Have any **agencies** in your jurisdiction used PHHS Block Grant funds to support implementation of public health interventions?

Yes

No

<<

>>

Screen 40

0%

100%

8a. What is the **total number** of unique public health interventions that were implemented by **agencies** in your jurisdiction through PHHS Block Grant-funded support?

Number of unique public health interventions:

8a.1. Through the use of PHHS Block Grant funds, how many public health interventions were:

Newly initiated? (If none, enter a zero.)

Maintained? (If none, enter a zero.)

Enhanced or expanded? (If none, enter a zero.)

Sustained or restored? (If none, enter a zero.)

8b. What type of **agency** in your jurisdiction used PHHS Block Grant funds to support implementation of public health interventions? Select all that apply.

☐ Recipient health department

☐ Local health department

☐ Tribal health department

☐ Local organization

<<

>>



Recipient Health Department

8b.1. What is the total number of unique public health interventions that were implemented by your (recipient) health department through PHHS Block Grant-funded support?

Number of unique public health interventions:

8b.2. Which Healthy People 2030 health topic areas were addressed by the public health interventions implemented by your (recipient) health department? Select each health topic area that was identified as the primary focus for an intervention.

Note: The number of health topic areas you select should be no greater than the number entered in the previous question.

- 1-Access to Health Services
- 2-Adolescent Health
- 3-Arthritis
- 4-Blood Disorders and Blood Safety
- 5-Cancer
- 6-Chronic Kidney Disease
- 7-Chronic Pain
- 8-Dementias, Including Alzheimer's Disease
- 9-Diabetes
- 10-Disability and Health
- 11-Early and Middle Childhood
- 12-Educational and Community-Based Programs
- 13-Environmental health
- 14- Family planning

Screen 41 continued

15-Food safety

16-Global health

17-Health Communication and Health Information Technology

18-Healthcare-Associated Infections

19-Hearing and Other Sensory or Communication Disorders

20-Heart Disease and Stroke

21-HIV

22-Immunization and Infectious Diseases

23-Injury and Violence Prevention

24-Lesbian, gay, bisexual, and transgender Health

25-Maternal, Infant, and Child Health

26-Medical Product Safety

27-Mental Health and Mental Disorders

28-Nutrition and Weight Status

29-Occupational Safety and Health

30-Older Adults

31-Oral Health

32-Osteoporosis

33-Physical Activity

34-Preparedness

35-Public Health Infrastructure

36-Respiratory Diseases

37-Sexually Transmitted Infections

38-Sleep Health

39-Social Determinants of Health

Screen 41 continued:

40-Substance Use

41-Tobacco Use

42-Vision

<<

>>

Screen 42: Note: the numerical of value of '8,' shown below, is a piped-text entry based on the value input into Q8b.1. The rows displayed are equal to the items selected in 8b.2

0%

100%

Recipient Health Department

8b.3. For each Healthy People 2030 health topic area addressed, how many of the public health interventions implemented by your (recipient) health department were supported by rigorous, strong, moderate, weak or no evidence?

Note: The sum of the interventions listed in this question should be equal to your previous answer of 8.

	Rigorous	Strong	Moderate	Weak	No evidence	Not sure
1-Access to Health Services	<input type="text"/>	<input type="text"/>	<input type="text"/>	<input type="text"/>	<input type="text"/>	<input type="text"/>
2-Adolescent Health	<input type="text"/>	<input type="text"/>	<input type="text"/>	<input type="text"/>	<input type="text"/>	<input type="text"/>
3-Arthritis	<input type="text"/>	<input type="text"/>	<input type="text"/>	<input type="text"/>	<input type="text"/>	<input type="text"/>

<<

>>



Local Health Departments

8c.1. What is the **total number** of unique public health interventions that were implemented by **local health department** through PHHS Block Grant-funded support?

Number of unique public health interventions:

8c.2. Which Healthy People 2030 health topic areas were addressed by the public health interventions implemented by **local health departments**? Select each health topic area that was identified as the primary focus for an intervention.

Note: The number of health topic areas you select should be no greater than the number entered in the previous question.

- 1-Access to health services
- 2-Adolescent health
- 3-Arthritis
- 4-Blood disorders and blood safety
- 5-Cancer
- 6-Chronic kidney disease
- 7-Chronic Pain
- 8-Dementias, including Alzheimer's disease
- 9-Diabetes
- 10-Disability and health
- 11-Early and middle childhood
- 12-Educational and community-based programs
- 13-Environmental health
- 14- Family planning

Screen 43 continued

15-Food safety

16-Global health

17-Health Communication and Health Information Technology

18-Healthcare-Associated Infections

19-Hearing and Other Sensory or Communication Disorders

20-Heart Disease and Stroke

21-HIV

22-Immunization and Infectious Diseases

23-Injury and Violence Prevention

24-Lesbian, gay, bisexual, and transgender Health

25-Maternal, Infant, and Child Health

26-Medical Product Safety

27-Mental Health and Mental Disorders

28-Nutrition and Weight Status

29-Occupational Safety and Health

30-Older Adults

31-Oral Health

32-Osteoporosis

33-Physical Activity

34-Preparedness

35-Public Health Infrastructure

36-Respiratory Diseases

37-Sexually Transmitted Infections

38-Sleep Health

39-Social Determinants of Health

Screen 43 continued:

40-Substance abuse

41-Tobacco use

42-Vision

<<

>>

Screen 44: Note: the numerical value of '8,' shown below, is a piped-text entry based on the value input into Q8c.1. The rows displayed are equal to the items selected in 8c.2

0%

100%

Local Health Departments

8c.3. For each Healthy People 2030 health topic area addressed, how many of the public health interventions implemented by local health departments were supported by rigorous, strong, moderate, weak or no evidence?

Note: The sum of the interventions listed in this question should be equal to your previous answer of 8.

	Rigorous	Strong	Moderate	Weak	No evidence	Not sure
1-Access to health services	<input type="text"/>	<input type="text"/>	<input type="text"/>	<input type="text"/>	<input type="text"/>	<input type="text"/>
2-Adolescent health	<input type="text"/>	<input type="text"/>	<input type="text"/>	<input type="text"/>	<input type="text"/>	<input type="text"/>
3-Arthritis	<input type="text"/>	<input type="text"/>	<input type="text"/>	<input type="text"/>	<input type="text"/>	<input type="text"/>

<<

>>

Screen 45

0%

100%

Local Health Departments

8c.3a. How many of the public health interventions with either weak or no evidence were untested, new, and/or innovative?

8c.3b. For how many of the public health interventions with either weak or no evidence were data or information collected to determine the intervention's effectiveness at achieving intended outcomes?

<<

>>

Screen 46

0%

100%

Tribal Health Departments

8d.1. What is the **total number** of unique public health interventions that were implemented by **tribal health departments** through PHHS Block Grant-funded support?

Number of unique public health interventions:

8d.2. Which Healthy People 2030 health topic areas were addressed by the public health interventions implemented by **tribal health departments**? Select each health topic area that was identified as the primary focus for an intervention.

Note: The number of health topic areas you select should be no greater than the number entered in the previous question.

1-Access to health services

2-Adolescent health

3-Arthritis

4-Blood disorders and blood safety

5-Cancer

6-Chronic kidney disease

7-Chronic Pain

Screen 46 continued

8-Dementias, Including Alzheimer's Disease

9-Diabetes

10-Disability and Health

11-Early and Middle Childhood

12-Educational and Community-Based Programs

13-Environmental health

14- Family planning

15-Food safety

16-Global health

17-Health Communication and Health Information Technology

18-Healthcare-Associated Infections

19-Hearing and Other Sensory or Communication Disorders

20-Heart Disease and Stroke

21-HIV

22-Immunization and Infectious Diseases

23-Injury and Violence Prevention

24-Lesbian, gay, bisexual, and transgender Health

25-Maternal, Infant, and Child Health

26-Medical Product Safety

27-Mental Health and Mental Disorders

28-Nutrition and Weight Status

29-Occupational Safety and Health

30-Older Adults

31-Oral Health

32-Osteoporosis

Screen 46 continued:

33-Physical activity

34-Preparedness

35-Public health infrastructure

36-Respiratory diseases

37-Sexually transmitted infections

38-Sleep health

39-Social determinants of health

40-Substance abuse

41-Tobacco use

42-Vision

<<

>>

Screen 47: Note: the numerical value of '8,' shown below, is a piped-text entry based on the value input into Q8d.1. The rows displayed are equal to the items selected in 8d.2

0%

100%

Tribal Health Departments

8d.3. For each Healthy People 2030 health topic area addressed, how many of the public health interventions implemented by tribal health departments were supported by rigorous, strong, moderate, weak or no evidence?

Note: The sum of the interventions listed in this question should be equal to your previous answer of 8.

	Rigorous	Strong	Moderate	Weak	No evidence	Not sure
1-Access to health services	<input type="text"/>	<input type="text"/>	<input type="text"/>	<input type="text"/>	<input type="text"/>	<input type="text"/>
2-Adolescent health	<input type="text"/>	<input type="text"/>	<input type="text"/>	<input type="text"/>	<input type="text"/>	<input type="text"/>
3-Arthritis	<input type="text"/>	<input type="text"/>	<input type="text"/>	<input type="text"/>	<input type="text"/>	<input type="text"/>

<<

>>

Tribal Health Departments

8d.3a. How many of the public health interventions with either weak or no evidence were untested, new, and/or innovative?

8d.3b. For how many of the public health interventions with either weak or no evidence were data or information collected to determine the intervention's effectiveness at achieving intended outcomes?



Local Organizations

8e.1. What is the **total number** of unique public health interventions that were implemented by **local organizations** through PHHS Block Grant-funded support?

Number of unique public health interventions:

8e.2. Which Healthy People 2030 health topic areas were addressed by the public health interventions implemented by local organizations ? Select each health topic area that was identified as the primary focus for an intervention.

Note: The number of health topic areas you select should be no greater than the number entered in the previous question.

- 1-Access to health services
- 2-Adolescent health
- 3-Arthritis
- 4-Blood disorders and blood safety
- 5-Cancer
- 6-Chronic kidney disease
- 7-Chronic Pain
- 8-Dementias, including Alzheimer's disease

Screen 49 continued

9-Diabetes
10-Disability and Health
11-Early and Middle Childhood
12-Educational and Community-Based Programs
13-Environmental health
14- Family planning
15-Food safety
16-Global health
17-Health Communication and Health Information Technology
18-Healthcare-Associated Infections
19-Hearing and Other Sensory or Communication Disorders
20-Heart Disease and Stroke
21-HIV
22-Immunization and Infectious Diseases
23-Injury and Violence Prevention
24-Lesbian, gay, bisexual, and transgender Health
25-Maternal, Infant, and Child Health
26-Medical Product Safety
27-Mental Health and Mental Disorders
28-Nutrition and Weight Status
29-Occupational Safety and Health
30-Older Adults
31-Oral Health
32-Osteoporosis

Screen 49 continued:

33-Physical activity
34-Preparedness
35-Public health infrastructure
36-Respiratory diseases
37-Sexually transmitted diseases
38-Sleep health
39-Social determinants of health
40-Substance abuse
41-Tobacco use
42-Vision

<<
>>

Screen 50: Note: the numerical value of '8,' shown below, is a piped-text entry based on the value input into Q8e.1. The rows displayed are equal to the items selected in 8e.2



Recipient Health Department

8b.3. For each Healthy People 2030 health topic area addressed, how many of the public health interventions implemented by your (recipient) health department were supported by rigorous, strong, moderate, weak or no evidence?

Note: The sum of the interventions listed in this question should be equal to your previous answer of 8.

	Rigorous	Strong	Moderate	Weak	No evidence	Not sure
1-Access to Health Services	<input type="text"/>	<input type="text"/>	<input type="text"/>	<input type="text"/>	<input type="text"/>	<input type="text"/>
2-Adolescent Health	<input type="text"/>	<input type="text"/>	<input type="text"/>	<input type="text"/>	<input type="text"/>	<input type="text"/>
3-Arthritis	<input type="text"/>	<input type="text"/>	<input type="text"/>	<input type="text"/>	<input type="text"/>	<input type="text"/>

<<
>>

Screen 51

0%

100%

Local Organizations

8e.3a. How many of the public health interventions with either weak or no evidence were untested, new, and/or innovative?

8e.3b. For how many of the public health interventions with either weak or no evidence were data or information collected to determine the intervention's effectiveness at achieving intended outcomes?

<<

>>

Screen 52

0%

100%

To help us learn more about evidence-based public health practice implemented through PHHS Block Grant-funded support during the 12-month reporting period, please answer the following questions focused on 1) building the evidence base for public health, and 2) making evidence-based decisions.

<<

>>

9. How did **your health department** use PHHS Block Grant funds to support *building the evidence base for public health*? Select all that apply.

PHHS Block Grant funds not used in this way

Conducted, monitored, or updated a jurisdiction health assessment (e.g., state health assessment)

Conducted a topic- or program-specific assessment (e.g., tobacco assessment, environmental health assessment)

Analyzed or monitored surveillance or other types of data

Provided support to local health department(s) to conduct, monitor, or update a community health assessment

Provided support to local health department(s) to conduct a topic- or program-specific assessment (e.g., tobacco assessment, environmental health assessment)

Provided support to local health department(s) to analyze or monitor surveillance or other types of data

Provided support to tribal health department(s) to conduct, monitor, or update a tribal health assessment

Provided support to tribal health department(s) to conduct, monitor, or update a community health assessment

Provided support to tribal health department(s) to conduct a topic- or program-specific assessment (e.g., tobacco assessment, environmental health assessment)

Provided support to tribal health department(s) to analyze or monitor surveillance or other types of data

Provided support to local organization(s) to conduct, monitor, or update a community health assessment

Provided support to local organization(s) to conduct a topic- or program-specific assessment (e.g., tobacco assessment, environmental health assessment)

Provided support to local organization(s) to analyze or monitor surveillance or other types of data

Other (please specify):

<<

>>

10. How did **your health department** use PHHS Block Grant funds to support evidence-based decision making? Select all that apply.

PHHS Block Grant funds not used in this way

Developed or updated a jurisdiction's health improvement plan (e.g., state health improvement plan) based on a jurisdiction health assessment (e.g., state health assessment)

Developed or updated a community health improvement plan based on a community health assessment

Developed or updated a topic- or program-specific action plan

Provided support to local health department(s) to develop or update a community health improvement plan

Provided support to local health department(s) to develop or update a topic- or program-specific action plan

Provided support to tribal health department(s) to develop or update a tribal health improvement plan based on tribal health assessment

Provided support to tribal health department(s) to develop or update a tribal community health improvement plan

Provided support to tribal health department(s) to develop or update a topic- or program-specific action plan

Provided support to local organization(s) to develop or update a community health improvement plan

Provided support to local organization(s) to develop or update a topic- or program-specific action plan

Other (please specify):

You have reached the end of the survey. On the next page, you will be given an opportunity to review and print your responses

<<

Review your responses >>

You have not yet submitted your responses. Please review your responses to the survey below. Please review your responses to the survey below. You may also print a copy of your responses for your records. Use the back button (ii<i><i>i) below to make any changes.

You may print a copy of your responses for your record using the "Download PDF" link.

If you are finished reporting your data, please scroll to the bottom of this page and **click the forward (>>) button to submit the questionnaire.** You will not be able to return to the questionnaire after submitting your responses.

To revise a response after submission, please contact ASTHO's Evaluation Team (evaluation@astho.org/202-371-9090).

Thank you!

Below is a summary of your responses

[Download PDF](#)

Screen 56

Thank you!

Thank you for taking the time to participate in this assessment of the PHHS Block Grant. Please contact the PHHS Block Grant Evaluation Team at phhsblockgranteval@cdc.gov if you have any questions. Also, please feel free to provide any feedback about this survey, the process used to collect/report the required information, or the measures in general to phhsblockgranteval@cdc.gov.