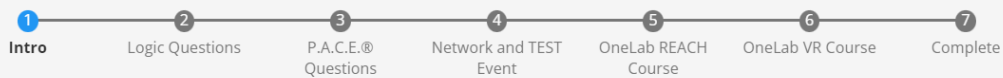


Form Approved

OMB Control No. 0920-1154

Exp. Date: 04/30/2026

Attachment 2. OneLab REACH Post-Course Evaluation Survey



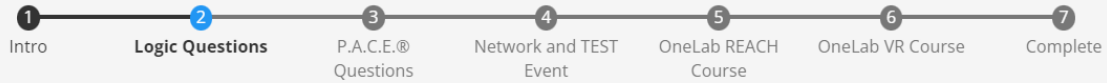
Intro

Thank you for accessing this OneLab event or resource. Please provide feedback on your experience to help CDC OneLab improve strategies to deliver timely, relevant, and valuable information to the laboratory community in the future.

This survey will take approximately 15 minutes to complete. Participation in this survey is voluntary and all responses will remain anonymous. No unique identifying information will be sought or kept. We will use survey information in aggregate to help improve future OneLab events and resources. If you have any questions about this evaluation, please email onelab@cdc.gov.

CDC estimates the average public reporting burden for this collection of information as 15 minutes, including the time for reviewing instruction, searching existing data/information sources, gathering and maintaining the data/information needed, and completing and reviewing the collection of information. An agency may not conduct or sponsor, and a person is not required to respond to a collection of information unless it displays a currently valid OMB control number. Send comments regarding this burden estimate or any other aspect of this collection of information, including suggestions for reducing this burden to CDC/ATSDR Information Collection Review Office, 1600 Clifton Road NE, SD-74, Atlanta, Georgia 30333; ATTN: PRA (0920-1154).

[Next >](#)



Logic Questions

Instructions

Please respond to each question by clicking on the button beside the option(s) that best reflect(s) your opinion. Please click SUBMIT to continue the survey.

(1) Are you completing this evaluation to receive P.A.C.E.® credit? *

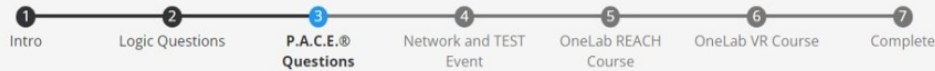
- ☒ Yes
☐ No

(2) Please select the OneLab learning activity you participated in: *

- ☐ OneLab Network event
☐ OneLab TEST event
☒ OneLab REACH course
☐ OneLab VR course
☐ Other...

< Previous

Next >



P.A.C.E.® Questions

Instructions

Please respond to each question by clicking on the buttons beside the option(s) that best reflect(s) your opinion. Please click NEXT to continue the survey.

Please respond by clicking on the button beside the option that best reflect your opinion:

| | Extremely | Very | Moderately | Slightly | Not at all |
|--|-----------------------|-----------------------|----------------------------------|----------------------------------|----------------------------------|
| (1) How relevant is this course or event to your work? | <input type="radio"/> | <input type="radio"/> | <input checked="" type="radio"/> | <input type="radio"/> | <input type="radio"/> |
| (2) Rate how knowledgeable you were on the course or event topic BEFORE taking the training. | <input type="radio"/> | <input type="radio"/> | <input type="radio"/> | <input checked="" type="radio"/> | <input type="radio"/> |
| (3) Rate how knowledgeable you are on the course or event topic AFTER taking the training. | <input type="radio"/> | <input type="radio"/> | <input type="radio"/> | <input type="radio"/> | <input checked="" type="radio"/> |

Please respond by clicking on the button beside the option that best reflect your opinion:

| | Strongly agree | Agree | Neither/Undecided | Disagree | Strongly Disagree |
|---|-----------------------|----------------------------------|----------------------------------|----------------------------------|-----------------------|
| (4) The balance of instruction and interactivity in this course or event was appropriate. Examples of interactivity include knowledge checks, case studies, exercises, etc. | <input type="radio"/> | <input type="radio"/> | <input type="radio"/> | <input checked="" type="radio"/> | <input type="radio"/> |
| (5) To what extent do you agree with the following statement: The course or event content was appropriate. | <input type="radio"/> | <input type="radio"/> | <input checked="" type="radio"/> | <input type="radio"/> | <input type="radio"/> |
| (6) To what extent do you agree with the following statement: The difficulty level of this course or event was appropriate. | <input type="radio"/> | <input type="radio"/> | <input checked="" type="radio"/> | <input type="radio"/> | <input type="radio"/> |
| (7) To what extent do you agree with the following statement: The course or event length was appropriate. | <input type="radio"/> | <input type="radio"/> | <input type="radio"/> | <input checked="" type="radio"/> | <input type="radio"/> |
| (8) To what extent do you agree with the following statement: The pace of this course or event was appropriate. | <input type="radio"/> | <input type="radio"/> | <input checked="" type="radio"/> | <input type="radio"/> | <input type="radio"/> |
| (9) To what extent do you agree with the following statement: Overall, I was satisfied with the course or event. | <input type="radio"/> | <input checked="" type="radio"/> | <input type="radio"/> | <input type="radio"/> | <input type="radio"/> |

(10) How will you use what you learned from this course or event? I will:

test

(11) What factors could keep you from using the content of this course or event in your work?

test

(12) How could this course or event be improved?

test

(13) After participating in this learning activity, I am able to:

| | Yes | No |
|--------------------------------------|----------------------------------|----------------------------------|
| INSERT SPECIFIC LEARNING OBJECTIVE 1 | <input checked="" type="radio"/> | <input type="radio"/> |
| INSERT SPECIFIC LEARNING OBJECTIVE 2 | <input type="radio"/> | <input checked="" type="radio"/> |
| INSERT SPECIFIC LEARNING OBJECTIVE 3 | <input checked="" type="radio"/> | <input type="radio"/> |
| INSERT SPECIFIC LEARNING OBJECTIVE 4 | <input type="radio"/> | <input checked="" type="radio"/> |

(14) To what extent was [SPEAKER NAME] knowledgeable, organized, and effective during the presentation?

- ☐ Low/poor
- ☒ Fair
- ☐ Good
- ☐ Excellent

< Previous

Next >



OneLab REACH Course

Instructions

Please respond to each question by clicking on the option(s) that best reflect(s) your opinion. Please click SUBMIT to complete the survey.

Background

(1) Which training are you completing this evaluation for?

Basic Molecular Biology Module 1: Basic Science

(2) Why did you take this training? (select all that apply)

- To improve knowledge and skills for my job
☐ To fulfill a requirement as part of competency testing or annual training
☐ I wanted to receive a OneLab certificate or a continuing education credit and/or P.A.C.E.® credit
☐ To satisfy my personal interest in the topic
☐ My supervisor or colleague recommended this event to me
☐ Other...

test

(3) Do you have a role in the education and training of current or future laboratory professionals (e.g., developing content, delivering trainings)?

- ☒ Yes
☐ No
☐ Unsure

(3a) Please estimate the total number of current laboratory professional you train in a year:

test

Please describe:

| | Extremely | Very | Moderately | Slightly | Not at all |
|--|-----------------------|-----------------------|-----------------------|-----------------------|----------------------------------|
| (3b) Please rate the value of this event to your training or curriculum development. | <input type="radio"/> | <input type="radio"/> | <input type="radio"/> | <input type="radio"/> | <input checked="" type="radio"/> |
| (3c) Please rate how likely you are to recommend OneLab events to your students. | <input type="radio"/> | <input type="radio"/> | <input type="radio"/> | <input type="radio"/> | <input checked="" type="radio"/> |

(3b) Please explain:

test

(3c) Please explain:

test

(4) Do you have a role in the education and training of current or future diagnostic testers (e.g., developing content, delivering trainings)?

- ☒ Yes
☐ No
☐ Unsure

(4a) Please estimate the total number of current laboratory professionals you train in a year:

test

Please describe:

| | Extremely | Very | Moderately | Slightly | Not at all |
|--|-----------------------|-----------------------|-----------------------|-----------------------|----------------------------------|
| (4b) Please rate the value of this event to your training or curriculum development. | <input type="radio"/> | <input type="radio"/> | <input type="radio"/> | <input type="radio"/> | <input checked="" type="radio"/> |
| (4c) Please rate how likely you are to recommend OneLab events to your students. | <input type="radio"/> | <input type="radio"/> | <input type="radio"/> | <input type="radio"/> | <input checked="" type="radio"/> |

(4b) Please explain:

test

(4c) Please explain:

test

Information Sharing

(5) Please specify the extent to which you agree with each statement below:

| | Strongly agree | Agree | No opinion/Not applicable | Disagree | Strongly disagree |
|---|-----------------------|-----------------------|---------------------------|----------------------------------|----------------------------------|
| (5a) This course was a good use of my time. | <input type="radio"/> | <input type="radio"/> | <input type="radio"/> | <input checked="" type="radio"/> | <input type="radio"/> |
| (5b) This course met at least one of my critical training/education needs. | <input type="radio"/> | <input type="radio"/> | <input type="radio"/> | <input type="radio"/> | <input checked="" type="radio"/> |
| (5c) I plan to use information learned from this course at my job. | <input type="radio"/> | <input type="radio"/> | <input type="radio"/> | <input checked="" type="radio"/> | <input type="radio"/> |
| (5d) The topics covered during this course were relevant to my work. | <input type="radio"/> | <input type="radio"/> | <input type="radio"/> | <input type="radio"/> | <input checked="" type="radio"/> |
| (5e) The topics covered at this course were timely. | <input type="radio"/> | <input type="radio"/> | <input type="radio"/> | <input checked="" type="radio"/> | <input type="radio"/> |
| (5f) I would recommend OneLab courses to my colleagues. | <input type="radio"/> | <input type="radio"/> | <input type="radio"/> | <input type="radio"/> | <input checked="" type="radio"/> |
| (5g) The learning resources (e.g., videos, quizzes) were helpful in supporting my understanding of the course material. | <input type="radio"/> | <input type="radio"/> | <input type="radio"/> | <input checked="" type="radio"/> | <input type="radio"/> |
| (5h) The content of the course was presented clearly. | <input type="radio"/> | <input type="radio"/> | <input type="radio"/> | <input type="radio"/> | <input checked="" type="radio"/> |
| (5i) The OneLab REACH platform was user-friendly. | <input type="radio"/> | <input type="radio"/> | <input type="radio"/> | <input checked="" type="radio"/> | <input type="radio"/> |

(5a) Please provide more information for your response.

test

(5b) Please provide more information for your response.

test

(5c) Please provide more information for your response.

test

(5d) Please provide more information for your response.

test

(5e) Please provide more information for your response.

test

(5f) Please provide more information for your response.

test

(5g) Please provide more information for your response.

test

(5h) Please provide more information for your response.

test

(5i) Please provide more information for your response.

test

(6) What aspects of the course did you find most engaging?

test

(7) How could this course be improved?

test

(8) How did you hear about this course? (select all that apply)

OneLab REACH (e.g., saw training on OneLab REACH™ homepage or searched by topic)

☐ OneLab Network meeting or email

☐ OneLab TEST meeting or email

☐ Other CDC event/announcement (e.g., LOCS message, CDC OneLab web page)

☐ OneLab advertisement

☐ Search engine

☐ Social media

☐ Word of mouth (e.g., colleague sent link)

☐ Other...

test

(9) How can the OneLab REACH learning platform be improved?

test

Thank you for completing this OneLab REACH survey. If you have any questions, please contact onelab@cdc.gov.

< Previous

Submit