



U.S. DEPARTMENT OF THE TREASURY

Homeowner Assistance Fund: Closeout Reporting User Guide

March 27, 2024 (Revised May 20, 2025)



HAF Closeout Reporting User Guide Change Summary

Section	Changes
May XX, 2025	
Throughout	<ul style="list-style-type: none">Updates to reporting fields mandated by the President's January 20, 2025 Executive Order 14168 titled, "Defending Women From Gender Ideology Extremism and Restoring Biological Truth to the Federal Government."
May 2, 2025	
pp. 9-10	<ul style="list-style-type: none">Single Audit Act Reporting
November 26, 2024	
Section I	<ul style="list-style-type: none">Update to include Financial Closeout Confirmation module
Section II	<ul style="list-style-type: none">Update to include Financial Closeout Confirmation module and functionality to reopen reports
Section III.k	<ul style="list-style-type: none">Participant Compliance – Update Figure 30 to reflect new ordering of
Section IV.e	<ul style="list-style-type: none">Methods for Targeting – Update Figure 44 to display conditional question
Section V	<ul style="list-style-type: none">Add section covering Financial Closeout Confirmation module
Throughout	<ul style="list-style-type: none">Update Figures to reflect latest portal views



Table of Contents

Section I. Reporting Basics	1
Section II. Navigation and Logistics	4
Section III. Final Quarterly Report	9
Section IV. Final Annual Report	45
Section V. Financial Closeout Confirmation Module	58
Appendix A – Designating HAF Points of Contact by HAF Account Administrators	65

List of Figures

Figure 1 Portal Landing Page	5
Figure 2 Closeout Reports Landing Page	6
Figure 3 Top of Navigation Bar for Final Quarterly Report	7
Figure 4 Reopen Submitted Report for Editing	8
Figure 5 Recipient Information Example	10
Figure 6 Recipient Information Example – Audit	10
Figure 7 Point of Contact List Example	11
Figure 8 Budget Reporting	11
Figure 9 Programmatic Information pt. 1	13
Figure 10 Programmatic Information pt. 2	16
Figure 11 Reimbursement Expenses Breakout	18
Figure 12 Import Disaggregated Data	20
Figure 13 Import Disaggregated Data Upload Module	21
Figure 14 Disaggregated Application Data pt.1	22
Figure 15 Disaggregated Application Data pt. 2	23
Figure 16 Disaggregated Application Data pt. 3	24
Figure 17 Disaggregated Assistance Data pt. 1	25
Figure 18 Disaggregated Assistance Data pt. 2	27
Figure 19 Disaggregated Assistance Data pt. 3	28
Figure 20 Disaggregated Assistance Data pt. 4	29
Figure 21 Geographic Data Upload	30
Figure 22 Import Geographic Data Pop-Up	31
Figure 23 Geographic Exceptions	31
Figure 24 Program Creation Process	32
Figure 25 Program Overview	33
Figure 26 Add/Edit Program	33
Figure 27 Create/Edit Design Element	34
Figure 28 Add/Edit Design Elements	34
Figure 29 Obligations & Expenditures Verification	35
Figure 30 Participant Compliance Screen	36
Figure 31 SF-428 Introduction pt. 1	39
Figure 32 SF-428 Introduction pt. 2	40
Figure 33 Add/Edit SF-428S Equipment	41
Figure 34 Certification Screen	43
Figure 35 HAF Compliance Report Survey	44



Figure 36 Participant Information Example.....	45
Figure 37 Contact List Example.....	46
Figure 38 Community Engagement Screen.....	47
Figure 39 - Community-Based Organization Engagement.....	49
Figure 40 Add New Community-Based Organization.....	50
Figure 41 Performance Goals.....	50
Figure 42 – Performance Record.....	52
Figure 43 - New Performance Goal.....	53
Figure 44 Methods for Targeting.....	53
Figure 45 Best Practices & Coordination.....	54
Figure 46 Certification Screen.....	56
Figure 47 Instructions Screen with Total Balance Due to Treasury formula and components.....	58
Figure 48 Budget Reporting Updates tab navigation.....	60
Figure 49 Budget Reporting Updates.....	60
Figure 50 Budget Reporting Updates Explanation.....	61
Figure 51 Program Income Updates tab navigation.....	61
Figure 52 Program Income Updates.....	62
Figure 53 Program Income Updates Explanation.....	62
Figure 54 Certification Screen: Total Balance Due to Treasury.....	63
Figure 55 Certification Screen: Point of Contact for Returning Funds.....	63
Figure 56 Certification Screen: Validate and Certify.....	64
Figure 57 State, Local and Tribal Support Landing Page.....	65
Figure 58 My Compliance Reports.....	66
Figure 59 Account.....	66
Figure 60 Account Name.....	66
Figure 61 Landing Page.....	67
Figure 62 Certification.....	67
Figure 63 Official Certification of Authorization.....	68
Figure 64 Designation Form.....	68
Figure 65 Designation of Account Administrator, Point of Contact of Reporting, and Authorized Representative for Reporting.....	68
Figure 66 Designation Form.....	70



Section I. Reporting Basics

a) Overview

This document provides information on using Treasury's Portal to submit the required Homeowner Assistance Fund (HAF) Final Reports and the Financial Closeout Confirmation module. The Final Reports consist of two reports, the HAF Annual Report and the HAF Quarterly Report, which contains a new section to report on tangible personal property acquired with the HAF award. The Financial Closeout Confirmation module was developed to calculate the total balance due to Treasury at closeout of the HAF award. This document also supplements the [HAF Guidance on Participant Compliance and Reporting Responsibilities](#) containing relevant information on reporting requirements.

Additionally, you should visit Treasury's [HAF home page](#) for the latest guidance and updates on Programmatic and reporting topics. The home page now includes a [HAF Program Closeout Resource](#) that provides more details on the Final Reports and the HAF closeout process.

As part of the Final Report requirement, HAF participants are required to submit a Final Quarterly Report with performance and financial information, including background information about applications approved, applications received, Homeowners assisted, and details about HAF award obligations and expenditures. The Final Quarterly Report contains a new section regarding tangible personal property acquired with the HAF award that was not previously included in the report. HAF Participants are also required to submit a Final Annual Report with descriptions and figures related to their community engagement and outreach activities, performance goals, targeting plan, and coordination efforts during the reporting period. The Annual Report also solicits information from the HAF participants regarding their progress in implementing their HAF program(s), including contact information, outreach expenditures, performance on goals laid out in the HAF Plan, and coordination efforts with community-based organizations, housing agencies, and servicers.

The Financial Closeout Confirmation module provides a current record of the financial information related to the HAF participant's award for closeout based on Treasury's disbursements of the HAF award funds and the data reported by HAF participants in their Final Quarterly Report submission. In the module, HAF participants must review each component of the formula used to calculate the Total Balance Due to Treasury. The Total Balance Due to Treasury formula is based on the latest reported figures Treasury received from HAF participants on unobligated award funds, program income, and interest earned. HAF participants are given an opportunity to provide updates to their budget reporting, reported obligations and/or program income earned. HAF participants are also asked to provide the latest figures related to interest earned on their HAF award. In the module, HAF participants are required to certify that the Total Balance Due to Treasury is accurate and complete after reasonable inquiry of people, systems, and other information available to the HAF participant, and provide a point of contact who should receive communication from Treasury regarding the return of HAF award funds.

b) What is Covered in this User Guide?

This User Guide contains detailed guidance and instructions for HAF participants in using Treasury's Portal for submitting the HAF Final Quarterly Report, HAF Final Annual Report, and



the HAF Financial Closeout Confirmation module. HAF participants must submit required Final Quarterly Report, HAF Final Annual Report, and the HAF Financial Closeout Confirmation module via Treasury's Portal. This guide is not comprehensive and is meant to be used as a functional reference and in conjunction with the documents mentioned above.

This User Guide provides detailed instructions to help recipients enter and submit the following:

- Budget data
- Programmatic data
- Expenditure data
- Compliance information
- Equipment information
- Information on community engagement & outreach
- Performance goal information
- Information on methods for targeting
- Information on best practice & coordination
- The Total Balance Due to Treasury for the HAF award, calculated based on the latest reported information Treasury received from HAF participants on unobligated award funds, program income, and interest earned

c) Definitions

Award Date means the date the HAF participant signed the HAF Financial Assistance Agreement.

Expended means any HAF assistance that a HAF participant or Subrecipient has spent. Please note cumulative Expenditures cannot exceed cumulative Obligations.

Homeowner means an individual who applied and/or receives funds from the HAF participant or Subrecipient to pay for a singular qualified expense (i.e., if a Homeowner receives HAF assistance for more than one qualified expense category, they are counted for more than one qualified expense category).

In some places, Guidance requires that you provide the number of unique Homeowners. Unique Homeowners are only counted one time even if they applied and or/received funding for more than one qualified expense category.

HAF Assistance means any assistance provided by the HAF Program, whether through funds received by the HAF Program for qualified expenses or through services made available by the HAF program.

Monetary HAF Assistance means HAF assistance in the form of money provided to Homeowners or on behalf of Homeowners to financial institutions, utility providers, and taxing authorities or other third-party payees under a HAF Program. Homeowners that received both Monetary and Non-monetary Assistance should be counted once as having received Monetary HAF Assistance.

Non-monetary HAF Assistance means HAF assistance in any form other than money provided to Homeowners under a HAF Program (e.g., housing counseling or referral to legal services, etc.). Only Homeowners that received Non-monetary HAF Assistance



and no Monetary HAF Assistance are to be counted as having received Non-Monetary HAF Assistance.

Obligated means an order placed for property and services, contracts and subawards, and similar transactions requiring payment. (See [2 CFR § 200.1](#).) Obligated funds **include** funds that have been **Expended**.

Examples of Obligated funds include:

- o HAF funds that have been committed, pledged, or otherwise promised, in writing, to a specific individual or entity as part of a HAF Program
- o HAF funds that have been set aside to cover obligations arising from loan guarantees; HAF funds that have been committed, pledged, or otherwise promised, in writing, as part of a transaction
- o HAF funds that have been committed, pledged, or otherwise promised, in writing, for allowable administrative expenses (e.g., an executed contract for services).
- o HAF funds expended to provide assistance to a Homeowner for one or more qualified expense category.

d) Designating Staff for Key Roles in Managing HAF Reports User Designations

HAF participants must designate staff or officials for the following three roles in managing reports for their HAF award. Participants must make the required designations before accessing Treasury's Portal. The required roles are as follows:

- **Account Administrator** for the HAF award maintains the names and contact information of the designated individuals for HAF reporting. The Account Administrator is also responsible for working within your organization to determine its designees for the roles of Point of Contact for Reporting and Authorized Representative for Reporting and providing their names and contact information via Treasury's Portal. Finally, the Account Administrator is responsible for making any changes or updates to the user roles as needed over the award period. We recommend that the Account Administrator identify an individual to serve in their place in the event of staff changes. The Account Administrator may also certify and submit official reports on behalf of the HAF participant.
- **Point of Contact for Reporting** is the primary contact for receiving official Treasury notifications about reporting on the HAF award, including alerts about upcoming reporting, requirements, and deadlines. The Point of Contact for Reporting is responsible for completing HAF reports but does not have the ability to certify and submit official reports on behalf of the HAF participant unless designated to one of the other two reporting roles.
- **Authorized Representative for Reporting** or ARR is the primary individual responsible for certifying and submitting official reports on behalf of the HAF participant. Treasury will accept reports or other official communications only when submitted by the Authorized Representative for Reporting or the Account Administrator. The Authorized Representative for Reporting is also responsible for communications with the Treasury on extension



requests and amendments of previously submitted reports. The official reports may include special reports, Quarterly or Annual reports, and final reports.

Essential items to note:

- Each individual designated to one of the three roles above must register with ID.me or Login.gov to access Treasury's Portal.
- Users who have previously registered through ID.me may continue to access Treasury's Portal through that method. This [link](#) includes further instructions.
- If you have not previously registered with ID.me, you should register through Login.gov following this [link](#). The following links provide additional information:
 - o <https://login.gov/create-an-account/>
 - o <https://login.gov/help/get-started/create-your-account/>
- An individual may be designated for multiple roles. For example, the individual designated as the Point of Contact for Reporting may also be designated as the Authorized Representative for Reporting.
- The recipient organization may designate one individual for all three roles.
- The recipient organization may designate multiple individuals for each role.
- The recipient organization may make changes and updates to the list of designated individuals whenever needed. The Account Administrator must process these changes.

Refer to [Appendix A](#) for guidance on designating individuals for the three roles.

The designated individuals' names and contact information will be pre-populated in the "Recipient Profile" portion of the participant's HAF reports, and recipients will update the information, if necessary.

Please contact HAF@treasury.gov for additional information on procedures for registering with ID.me or Login.gov.

e) Questions?



If you have any questions about the HAF Program's reporting requirements, please contact us by email via HAF@treasury.gov.


Section II. Navigation and Logistics

a) Login to Landing Page and Portal Navigation

After logging into Treasury's Portal, the landing page (see Figure 1) will appear. The landing page will display brief introductions related to reporting for the State and Local Fiscal Recovery Funds (SLFRF) Program, Emergency Rental Assistance (ERA) Programs, Homeowner Assistance Fund (HAF) Program, Capital Projects Fund (CPF) Program, and Local Assistance and Tribal Consistency Fund (LATCF) Program.



Treasury COVID-19 Relief Hub


State, Local and Tribal Support
Welcome

Introduction

Submissions

Compliance reports

Closeout reports

Introduction

Welcome to the Treasury Programs supporting State, Territory, Tribal, and Local Government as part of the 2021 American Rescue Plan.

Programs

State and Local Fiscal Recovery Funds (SLFRF)
\$350 billion available for state, territory, Tribal, and local governments to support the public health response and lay the foundation for a strong and equitable economic recovery.

Emergency Rental Assistance (ERA)
\$21.6 billion available for state, territory, and local governments to assist households that are unable to pay rent and utilities.

Homeowner Assistance Fund (HAF)
Nearly \$10 billion available for state, territory, and Tribal governments to provide relief for our country's most vulnerable homeowners.

Capital Projects Fund (CPF)
\$10 billion available for state, territory, freely associated state, and Tribal governments for capital projects designed to jointly and directly enable work, education, and health monitoring, which includes the provision and improvement of broadband infrastructure where it is lacking.

Local Assistance and Tribal Consistency Fund (LATCF)
\$2 billion available for eligible tribal governments and eligible revenue sharing counties to support a strong and equitable economic recovery.

▶ Hide

▼ Help

For assistance on your submission and other questions, contact
[Covid IT Relief Support](#)

Figure 1 Portal Landing Page

Please select “Closeout reports” on the left side panel of the Portal landing page to be taken to the Closeout Reports landing page (Figure 2 below). The Closeout Reports page displays any applications associated with your Treasury Office of Capital Access (OCA) award(s) which include HAF awards that HAF participants are eligible to request Treasury to closeout, Final Quarterly report, Final Annual report, or Financial Closeout Confirmation module that have been created and are in draft or submitted status.



Eligible for closeout
Check the box next to the program you wish to close out and click on the 'Request to closeout' button to begin the process

<input type="checkbox"/>	Application ID	Program	Applicant Name	Status	More Actions
<input type="checkbox"/>	SLT-14292	HAF	Melanie B Test Account	Ready for Closeout	

Request to closeout

Final quarterly reports

	Report Name	Program	Award Date	Due Date	Status	Edit	View	Download
1	HAFCPF Test Rec...	HAF	Feb 1, 2022		Submitted			

Final annual reports

	Report Name	Program	Award Date	Due Date	Status	Edit	View	Download
1	HAFCPF Test Rec...	HAF	Feb 1, 2022		Submitted			

HAF financial closeout confirmations

	Report Name	Due Date	Status	Edit	View
1	FCC-0056	Jun 26, 2024	Draft		

Figure 2 Closeout Reports Landing Page

To begin the closeout process, check the box next to the HAF program application in the Eligible for Closeout section and select “Request to closeout”. Treasury will review your HAF award which may include a consultation with the HAF participant. For more information on the closeout process and timing, refer to the [HAF Closeout Resource](#).

For recipients requesting early closeout:

Once Treasury has finished reviewing your request for early closeout, you will receive an email notification and the status of the HAF Final Reports on the Closeout Reports page will change to “Ready for Closeout.” You will then have access to your report records for your Final Quarterly Report and Final Annual Report (shown in Figure 2). After you submit your Final Quarterly Report and Final Annual Report, Treasury will review the reports and perform other reviews as necessary related to closeout of your HAF award. You will receive a separate email notifying you when the HAF Financial Closeout Confirmation module is ready to be completed.

For recipients engaging in standard closeout:

At the end of the Period of Performance, recipients will have 120 calendar days after September 30, 2026 to submit their Final Reports to Treasury via Treasury’s Portal. Once the Closeout Report status reflects “Ready for Closeout”, you will have access to your report records for your Final Quarterly Report and Final Annual Report (shown in Figure 2). After you submit your Final Quarterly Report and Final Annual Report, Treasury will review the reports and perform other reviews as necessary related to



closeout of your HAF award. You will receive a separate email notifying you when the HAF Financial Closeout Confirmation module is ready to be completed.

To begin your Final Quarterly Report, Final Annual Report, or HAF Financial Closeout Confirmation module, select the “pencil” button under the “Edit” column shown above in Figure 2, which will take you into the report to enter information about your HAF award activities. You can complete the Final Quarterly Report and Final Annual Report in any order, but once both reports are submitted, they will be locked for review and you will not be able to make any edits. You will receive a separate email after you submit your Final Quarterly Report and Final Annual Report, and after Treasury has completed necessary closeout reviews, notifying you when the HAF Financial Closeout Confirmation module has been created for you to complete.

The Navigation Bar on the left of Treasury’s Portal will allow you to move between sections in the reports. Figure 3 displays the top of the Navigation Bar for the Final Quarterly Report.

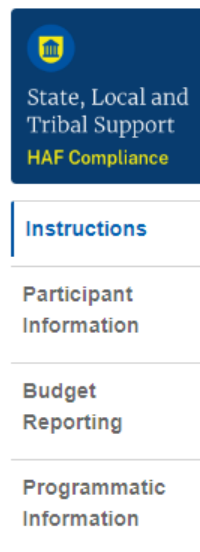


Figure 3 Top of Navigation Bar for Final Quarterly Report

b) Helpful Tips/Shortcuts for Submitting Data to Treasury’s Portal

Treasury’s Portal leads you through a series of online forms that, when completed, will fulfill your reporting obligations. While navigating through Treasury’s Portal and submitting required information for the Final Quarterly Report, Final Annual Report, and Financial Closeout Confirmation module, users will need to enter data directly into Treasury’s Portal manually.

1. Manual Data Entry

Manual data entry requires you to provide inputs as instructed on the screen. Manual inputs are described in detail below for each User Guide section.

Your inputs will be subject to validation by Treasury’s Portal to ensure that the data provided is consistent with the expected format or description (e.g., entering “one hundred” instead of 100). If a given data entry fails a validation rule, Treasury’s Portal will display an error for you to address.

You will not be able to submit manually entered data that does not satisfy the data validation rules.



2. Narrative Boxes

Tip: When filling out detailed narratives, you are encouraged to type out responses in a word processing application (such as Microsoft Word) to minimize grammatical errors, track word count, and concisely answer all required narrative details. You can copy and paste the final written narratives directly into Treasury's Portal text boxes.

3. Corrections and Resubmissions

Once information is entered into Treasury's Portal, the information will be accepted by Treasury's Portal as a record if there are no data validation errors.

Once your report is complete and has passed all data validation checks, your report is ready for certification and submission by an Account Administrator (AA) or Authorized Representative for Reporting (ARR). HAF participants should make every effort to ensure accuracy in the data they certify upon submission of their Final Quarterly Report, Final Annual Report, and HAF Financial Closeout Confirmation module. If you believe corrections are needed after you have submitted your Final Quarterly Report, Final Annual Report, or HAF Financial Closeout Confirmation module, please contact us by email at HAF@treasury.gov.

Treasury's Portal allows for reopening of submitted Final Quarterly Report or Final Annual Report records until both reports have been submitted. If you have edits to make to your Final Quarterly Report or Final Annual Report before both reports have been submitted, a pencil icon will remain in the Edit column of the submitted report on the Closeout Reports page. Click on the pencil icon and a pop up will appear notifying you that, if the report is reopened for editing, the report will need to be re-certified upon resubmission of the report (shown in Figure 4). If you wish to continue with reopening of the report, click on "Open the report for editing" and you will be taken to the reopened report.

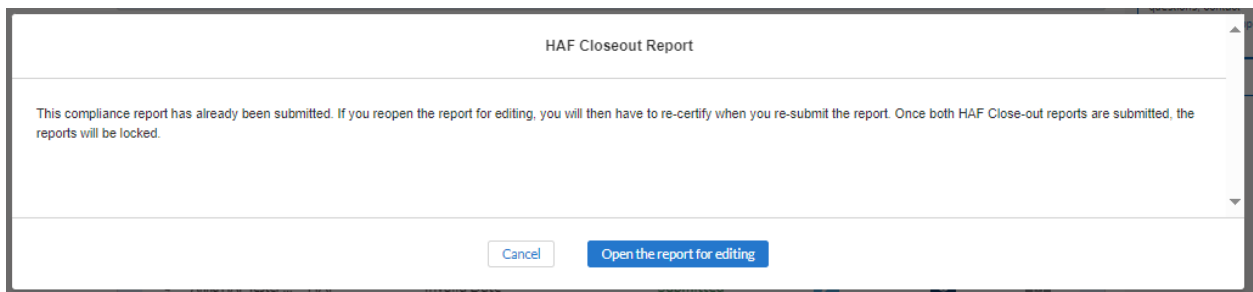


Figure 4 Reopen Submitted Report for Editing



Section III. Final Quarterly Report

The Final Quarterly Report provides information on Program obligations and expenditures covering the period from Award Date through Present. Multiple modules or “screens” will help participants navigate through the Final Quarterly Report in Treasury’s Portal as follows:

- a) Instructions
- b) Participant Information
- c) Budget Reporting
- d) Programmatic Information
- e) Import Disaggregated Data
- f) Disaggregated Application Data
- g) Disaggregated Assistance Data
- h) Geographic Data
- i) Programs
- j) Obligations & Expenditures Verification
- k) Participant Compliance
- l) SF-428
- m) Certification

The following sections describe the reporting steps and information to be collected in each module.

a) Instructions

Upon opening a Final Quarterly Report, you will land on an instructions page. Please read the instructions as they are essential to understand before completing the subsequent screens. After reading the instructions, please select “Next” at the bottom of the page or select the next section in the Navigation Bar (shown in Figure 3) on the left-hand side of Treasury’s Portal.

b) Participant Information

On the Participant Information page, you will review, input, and confirm critical information about your organization. Participant Information will be pre-populated with information from your HAF Application file and prior Compliance Reports.

1. Please Review and confirm your Recipient Profile information.
2. Verify the names and contact information for individuals designated for key reporting roles for the HAF award displayed on the screen (see Figure 7).
3. Question One Data Element: What is the end date of your organization’s most recently completed fiscal year? (Data in the format MM/DD/YYYY)
4. Question Two Data Element: Have you expended \$750,000 or more in federal award funds during your most recently completed fiscal year if that fiscal year began before October 1, 2024? If your most recent fiscal year began on or after October 1, 2024, have you expended \$1,000,000 or more in federal awards? (Answer Yes or No)



- o If yes, have you submitted a single audit or HAF program-specific audit report to the Federal Audit Clearinghouse (FAC)? (Answer Yes or No)
 - If yes, when did you submit your single audit or program-specific audit to the FAC? (Data in the format MM/DD/YYYY)
 - If no, please explain why you did not submit an audit to the FAC.

Participant Information

Please verify that you are an authorized representative of the HAF participant and confirm the accuracy of the HAF participant's profile.

Participant Information		
Entity Name	Type	
Test State	State/DC	
UEID	TIN	
123456789	123456789	
DUNS	DUNS+4	
000000000	000000000	
CFDA#	FAIN#	
Address		
City	State	Zip
	Alabama	

Figure 5
Recipient
Information
Example

•What is the end date of your organization's most recently completed fiscal year?

Mar 26, 2023

•Have you expended \$750,000 or more in federal award funds during your most recently completed fiscal year if that fiscal year began before October 1, 2024? If your most recent fiscal year began on or after October 1, 2024, have you expended \$1,000,000 or more in federal awards?

Yes

•If 'yes', have you submitted a single audit or HAF program-specific audit report to the Federal Audit Clearinghouse (FAC)?

Yes

•If 'yes', when did you submit your single audit or program-specific audit to the FAC?

Where the recipient has not submitted a single audit or HAF program-specific audit report to the Federal Audit Clearinghouse (FAC):

•If 'yes', have you submitted a single audit or HAF program-specific audit report to the Federal Audit Clearinghouse (FAC)?

No

•If 'no', please explain why you did not submit an audit to the FAC?

test

Please report discrepancies (if any) on the above information.

Figure 6 Recipient Information Example – Audit



Contacts

This is the current list of Points of Contacts for the Participant. This list can be managed through the Treasury COVID-19 Relief Hub (this website), by visiting this page. Please update the points of contact for the Participant before submitting this report.

Name	Title	Email	Roles
1 Jane Doe	HAF State Coordinator	notreal@not.real	HAF - Account Administrator; HAF - Point of Contact for Submission; HAF - Point of Contact for Reporting; HAF - Authorized Representative

Figure 7 Point of Contact List Example

If changes to the Participant Information are needed, use the discrepancy textbox (see Figure 5). If changes to the Point of Contact List are required, use the “Manage Contacts” button below the Contacts table or navigate to the account settings and add/delete/edit information. For other questions regarding participant information, please contact us at HAF@treasury.gov.

After completing this screen, please select “Save and Next” to continue.

c) Budget Reporting

On this screen, enter cumulative Obligations (including Expenditures amounts) and cumulative Expenditures funds across all Programs related to your approved budget (see Figure 8). All Programs using the budgetary item “Other measures to prevent homeowner displacement” will need to be broken out by Program Design Element on subsequent screens in the Portal.

State, Local and Tribal Support
HAF Compliance

Instructions

Participant Information

Budget Reporting

Programmatic Information

Import

Disaggregated Data

Disaggregated Application Data

Disaggregated Assistance Data

Geographic Data

Programs

Obligations & Expenditures Verification

Participant

Budget Reporting

The table below lists the budget items that appear in the participant’s approved HAF Plan, along with the amounts budgeted for each item. Please report the participant’s obligations and expenditures as they relate to these budget items.

Note that on subsequent screens, the participant will be expected to break out programs, obligations and expenditures listed under “Measures Prevent Displacement” to the defined Program Design Elements.

HAF Quarterly Reports reflect the HAF Plan budget as approved at the end of the reporting period. Participants can propose revisions to their HAF Plan budgets and submit them for Treasury approval. However, budget revisions proposed and/or approved after the end of a reporting period will not be reflected on Quarterly Reports for that reporting period. Click [this link](#) to view your HAF Plan budget and to propose and submit HAF Plan budget revisions (the link will open in a new tab/window).

HAF Original Plan Budget	Current Budgeted Amount	Cumulative Obligations	Cumulative Expenditures
1 Mortgage Payment Assistance	\$35,278,460.00	\$0.00	\$0.00
2 Financial Assistance	\$35,278,459.00	\$0.00	\$0.00
3 Mortgage Principal Reduction	\$15,000,000.00	\$0.00	\$0.00
4 Facilitating Interest Rate	\$15,000,000.00	\$0.00	\$0.00
5 Payment Assistance Utilities	\$0.00	\$0.00	\$0.00
6 Payment Assistance Internet	\$0.00	\$0.00	\$0.00
7 Payment Assistance Insurance	\$0.00	\$0.00	\$0.00
8 Payment Assistance Fees	\$0.00	\$0.00	\$0.00
9 Payment Assistance Loans	\$0.00	\$0.00	\$0.00
10 Payment Assistance Taxes	\$0.00	\$0.00	\$0.00
11 Counseling or Education	\$3,142,393.00	\$0.00	\$0.00
12 Legal Services	\$3,142,393.00	\$0.00	\$0.00
13 Measures Preventing Displacement Subtotal	\$0.00	\$0.00	\$0.00

Figure 8 Budget Reporting



1. Column One Data Element: “Current Budgeted Amount” by Program Design Element.
 - This information will be prepopulated from the participant’s submitted HAF Plan. The budgeted amounts reflected here should match one-to-one with the participant’s submitted HAF Plan.
2. Column Two Data Element: “Cumulative Obligations” by Program Design Element.
 - The sum of the Obligated amount, across all Programs, for each Program Design Element noted in the HAF participant’s submitted HAF Plan.
 - Expended funds should not exceed Obligated funds. Please refer to **Obligated** in the Definitions in [section 1.c.](#) if you need further clarification.
3. Column Three Data Element: “Cumulative Expenditures” by Program Design Element.
 - The sum of the Expended amount, across all Programs, for each Program Design Element noted in the HAF participant’s submitted HAF Plan. Please refer to **Expended** in the Definitions [section 1.c.](#) if you need further clarification.

After completing this screen, please select “Save”, “Save and Back,” or “Save and Next” to continue.

d) Programmatic Information

On the next screen, HAF participants will be asked to provide programmatic information related to HAF assistance. State HAF Participants will also be asked to disaggregate certain data elements by various categories detailed in section [e\) Disaggregated Data¹](#) below. Please note that all numerical figures provided on this screen will be **Cumulative** from the Award Date to the Calendar Quarter end date.

¹ Tribal governments and the Department of Hawaiian Home Lands will not be required to complete the Disaggregated Data screen.



**State, Local and Tribal Support
HAF Compliance**

Instructions

Participant Information

Budget Reporting

Programmatic Information

Import Disaggregated Data

Disaggregated Application Data

Disaggregated Assistance Data

Geographic Data

Programs

Obligations & Expenditures Verification

Participant Compliance

Certification

Programmatic Information

Please provide the information requested below related to the Participant's HAF programs. Note that in other sections of this report you will be asked to disaggregate some of this data based on various categories, such as race, gender, ethnicity, income level, and mortgage type, and based on the Participants' unique HAF programs and the applicable design elements.

- *1. Please enter the number of unique Homeowners that submitted a draft or completed HAF application for HAF assistance.
- *2. Please enter the number of unique Homeowner that submitted a completed HAF application for HAF assistance.
- *3. Please enter the number of unique Homeowners who submitted a completed HAF application for HAF assistance and then withdrew their application.
- *4. Please enter the number of unique Homeowners whose application for HAF assistance was approved.
- *5. Please enter the number of unique Homeowners whose application for HAF assistance was denied.
- *6. Please enter the number of unique Homeowners that received HAF assistance of any kind.
- *7. Please enter the number of unique Homeowners at or below 100% Area Median Income (or US Median Income, whichever is greater) who received HAF assistance of any kind.
- *8. Please enter the number of unique Homeowners classified as "Socially Disadvantaged Individuals" who received HAF assistance of any kind.

Figure 9 Programmatic Information pt. 1

1. Question One Data Element: Cumulative Number of Unique Homeowners Submitted Draft or Completed Application
 - Please enter the cumulative number of unique Homeowners that submitted a draft or completed HAF application for HAF assistance from the Award Date to the Calendar Quarter end date.
 - Include incomplete applications as "draft applications."
 - Please note, you will be asked to disaggregate this number by Race, Ethnicity, Sex, AMI.²
2. Question Two Data Element: Cumulative Number of Unique Homeowners Submitted Completed Application

² Tribal governments and the Department of Hawaiian Home Lands will not be required to complete the Disaggregated Data screen.



- Please enter the cumulative number of unique Homeowners that submitted a completed HAF application for HAF assistance from the Award Date to the Calendar Quarter end date.
 - Completed applications should not include “draft applications”
 - Please note, you will be asked to disaggregate this number by Race, Ethnicity, Sex, AMI.³
3. Question Three Data Element: Cumulative Number of Unique Homeowners Withdrawn Application
- Please enter the cumulative number of unique Homeowners that submitted a draft or completed HAF application that was subsequently withdrawn by the Homeowner from the Award Date – Calendar Quarter end date.
 - Please note, you will be asked to disaggregate this number by Race, Ethnicity, Sex, AMI.⁴
4. Question Four Data Element: Cumulative Number of Unique Homeowners Approved Application
- Please enter the cumulative number of unique Homeowners whose application for HAF assistance was approved from the Award Date to the Calendar Quarter end date.
 - Please note, you will be asked to disaggregate this number by Race, Ethnicity, Sex, AMI.⁵
5. Question Five Data Element: Cumulative Number of Unique Homeowners Denied Application
- Please enter the cumulative number of unique homeowners whose application for HAF assistance was denied from the Award Date to the Calendar Quarter end date.
 - Please note, you will be asked to disaggregate this number by Race, Ethnicity, Sex, AMI, and Reasons for Denial.⁶
6. Question Six Data Element: Cumulative Number of Unique Homeowners Assisted
- Please enter the cumulative number of unique Homeowners that received HAF assistance of any kind from the Award Date – Calendar Quarter end date. This includes Homeowners who received all forms of assistance including Non-monetary HAF Assistance.

³ Tribal governments and the Department of Hawaiian Home Lands will not be required to complete the Disaggregated Data screen.

⁴ Tribal governments and the Department of Hawaiian Home Lands will not be required to complete the Disaggregated Data screen.

⁵ Tribal governments and the Department of Hawaiian Home Lands will not be required to complete the Disaggregated Data screen.

⁶ Tribal governments and the Department of Hawaiian Home Lands will not be required to complete the Disaggregated Data screen.



- Please note, you will be asked to disaggregate this number by Race, Ethnicity, Sex, AMI, SDI qualifying status(es), Mortgage type, Housing type, and Zip code.⁷
7. Question Seven Data Element: Cumulative Number of Unique Homeowners – AMI Targeting
- Please enter the cumulative number of unique Homeowners at or below 100% Area Median Income (or U.S. Median Income, **whichever is greater**) who received HAF assistance of any kind from Award Date – Calendar Quarter end date.
 - Note that you will be asked to disaggregate all HAF Homeowners by AMI regardless of whether or not 100% AMI is greater than US Median Income in the Disaggregate Data [section](#).
8. Question Eight Data Element: Cumulative Number of Unique Homeowners as SDI's
- Please enter the cumulative number of unique Homeowners classified as SDIs who received HAF assistance of any kind from Award Date – Calendar Quarter end Date.
 - While one individual may qualify as an SDI based upon multiple indicators, provide the unique number of Homeowners as SDI's assisted.
 - Please note, you will be asked to disaggregate this number by Race, Ethnicity, Sex, AMI, SDI qualifying status(es), Mortgage type, Housing type, and Zip code.⁸

⁷ Tribal governments and the Department of Hawaiian Home Lands will not be required to complete the Disaggregated Data screen.

⁸ Tribal governments and the Department of Hawaiian Home Lands will not be required to complete the Disaggregated Data screen.



*9. Please enter the number of Unique homeowners for whom one or more Delinquencies were resolved through non-monetary HAF assistance (e.g. housing counseling helped resolved a Delinquency through an existing servicer's program).

*10. Please enter the number of Unique homeowners for whom one or more Delinquencies were resolved with monetary HAF assistance.

*11. Please enter the number of unique Homeowners receiving HAF assistance that were not Delinquent prior to receiving HAF assistance.

12. Breakdown of reimbursement expenses: **Not Applicable.**

[You did not indicate reimbursement expenses obligated and/or expended in the Budget Reporting section. This item applies only if you indicate reimbursement expenses obligated and/or expended in the Budget Reporting section.]

13. Based on your entries on the previous page (Budget Reporting) and above (Reimbursement Breakdown, if applicable), total cumulative Obligations for HAF assistance are **\$0.00.**

14. Based on your entries on the previous page (Budget Reporting) and above (Reimbursement Breakdown, if applicable), total cumulative Expenditures for HAF assistance are **\$0.00.**

*15. Please enter the number of unique Homeowners who applied for assistance that previously received HAF assistance.

*16. Please enter the number of unique Homeowners that received assistance on more than one application. Num HO Assisted On Mult Apps (HAF).

*17. Is it part of your standard process to speak with Homeowner applicants about the availability of loss mitigation and other loss mitigation options? Please respond "Yes" if your organization includes communication with Homeowner applications about the availability of loss mitigation options, otherwise select "No."

--None--

Figure 10 Programmatic Information pt. 2

9. Question Nine Data Element: Cumulative Number of unique homeowners for whom one or more Delinquencies were Resolved w/ Non-Monetary HAF assistance.

- Please enter the cumulative number of unique homeowners with Delinquencies resolved through non-monetary HAF assistance from Award Date to Calendar Quarter end date.
- Note that this count should only include instances where hardships were resolved **without** direct financial payment to or on behalf of the Homeowner. See the [Definitions section](#) for further clarification.
- HAF funds may or may not be expended during this process due to operational costs, etc. For example:
 - o The direct payment of a balance in arrears on behalf of a Homeowner to resolve delinquency **would not** count in the category.
 - o A HAF program connecting a homeowner to housing counseling services, including services funded using HAF funds, **would** count.



- Please note that circumstances that could count in this data element are not limited to the example given above. Participants must use the definition provided in the Definitions [section](#) to determine what qualifies as non-monetary HAF assistance.

10. Question Ten Data Element: Cumulative Number of unique homeowners for whom one or more Delinquencies were Resolved w/ Monetary HAF Assistance

- Please enter the number of unique homeowners with Delinquencies resolved with Expended monetary HAF assistance from Award Date – Calendar Quarter end date.
- Note that this count should include instances where hardships **were resolved** by direct financial payments made to or on behalf of the Homeowner. See the Definitions [section](#) for further clarification.

11. Question Eleven Data Element: Cumulative Number of Unique Non-Delinquent Homeowners receiving HAF assistance

- Please enter the cumulative number of unique Homeowners who received HAF assistance that are not Delinquent from the Award Date to the Calendar Quarter end date.

12. Question Twelve Data Element: Cumulative Dollars of Reimbursement Expenses

- If you identified Reimbursement Expenses Obligated and Expended per the Budget Reporting screen, you will be presented with the table below (see Figure 11). This table disaggregates your reimbursement Expenses Obligated and Expended by Program Design Element. If your organization did not identify Reimbursement Expenses on the Budget Reporting Screen, this table will not be available to edit.
- Column 1 Data Element: Cumulative Reimbursement Obligations
 - o Please enter the dollar amount of HAF Reimbursements Obligated (including expenditures) from Award Date – Calendar Quarter end date.
- Column 2 Data Element: Cumulative Reimbursement Expenditures
 - o Please enter the dollar amount of HAF Reimbursement Expenditures from Award Date – Calendar Quarter end date.
- Please note that both your cumulative disaggregate Reimbursement Expenses Obligated and your cumulative disaggregate Reimbursement Expenses Expended must sum to align with what you reported on the previous Budget Reporting screen.



12. In the Budget Reporting section, you indicated **\$1** obligated for reimbursement expenses, and **\$1** expended for reimbursement expenses. Please provide a breakdown of these expenses to program design elements and administrative expenses.

Program Design Element	Cumulative Obligations	Cumulative Expenditure
Mortgage Payment Assistance	\$0.00	\$0.00
Financial Assistance	\$0.00	\$0.00
Mortgage Principal Reduction	\$0.00	\$0.00
Facilitating Interest Rate	\$0.00	\$0.00
Payment Assistance Utilities	\$0.00	\$0.00
Payment Assistance Internet	\$0.00	\$0.00
Payment Assistance Insurance	\$0.00	\$0.00
Payment Assistance Fees	\$0.00	\$0.00
Payment Assistance Loans	\$0.00	\$0.00
Payment Assistance Taxes	\$0.00	\$0.00
Measures Preventing Displacement	\$0.00	\$0.00
Counseling or Education	\$0.00	\$0.00
Legal Services	\$0.00	\$0.00
Administrative Expenses	\$0.00	\$0.00
Totals	\$0.00	\$0.00

Figure 11 Reimbursement Expenses Breakout

13. Question Thirteen Data Element: Cumulative Dollars of HAF Assistance Obligated less Administrative expenses

- The cumulative dollar amount of HAF assistance Obligated (not including administrative expenses) from Award Date – Calendar Quarter end date will be prepopulated using the Budget Reporting screen.
- Please note, you will be asked to disaggregate this dollar amount by Race, Ethnicity, Sex, AMI, SDI qualifying status(es), Mortgage type, Housing type, and Zip code⁹
- Note that Cumulative HAF Obligations should include current and past expenditures and obligations for future expenditures. See the Definitions [section](#) for further clarification.

14. Question Fourteen Data Element: Cumulative Dollars of HAF Assistance Expended less Administrative expenses

⁹ Tribal governments and the Department of Hawaiian Home Lands will not be required to complete the Disaggregated Data screen.



- The cumulative dollar amount of HAF assistance Expended (not including administrative expenses) from Award Date – Calendar Quarter end date will be prepopulated using the Budget Reporting screen.
- Please note, you will be asked to disaggregate this dollar amount by Race, Ethnicity, Sex, AMI, SDI qualifying status(es), Mortgage type, Housing type, and Zip code¹⁰

15. Question Fifteen Data Element: Cumulative Number of Unique Homeowners Applied – Previously Assisted

- Please enter the cumulative number of unique Homeowners who applied for assistance that previously received HAF assistance from Award Date – Calendar Quarter end date.
- If a Homeowner was **previously assisted** by any Program under your organization's HAF Program and applied for assistance again, count them here.
- Note, any homeowner counted under Question 16 below should also be counted under Question 15 as receipt of assistance a second time, an applicant must have applied multiple times.

16. Question Sixteen Data Element: Cumulative Number of Unique Homeowners Receiving Assistance– Previously Assisted

- Please enter the cumulative number of unique Homeowners that received assistance on more than one application from Award Date – Calendar Quarter end date.
- If a Homeowner was **previously assisted** by any Program under your organization's HAF Award and **received additional assistance** by the same or another Program, count them here.

17. Question Seventeen Data Element: Loss Mitigation Prioritization

- Please respond "Yes" if it is part of your standard process to speak with Homeowner applicants about the availability of loss mitigation and other loss mitigation options.
- Please respond "No" if it is not part of your standard process.


After completing this screen, please select "Save", "Save and Back," or "Save and Next" to continue.

e) Import Disaggregated Data

You have been provided with the option to bulk upload your disaggregated data related to applications and assistance using an Excel Template for ease of reporting. Please refer to [section f](#) and [section g](#) below for information on requirements to be collected.

¹⁰ Tribal governments and the Department of Hawaiian Home Lands will not be required to complete the Disaggregated Data screen.





State, Local and Tribal Support
HAF Compliance

Instructions

Participant Information

Budget Reporting

Programmatic Information

Import Disaggregated Data

Disaggregated Application Data

Disaggregated Assistance Data

Geographic Data

Programs

Obligations & Expenditures

Import Disaggregated Data

Disaggregated data can be entered and edited in two ways:

Data File Upload

Partial or complete datasets can be imported, and then edited manually once the data is in the system. If you want to upload multiple datasets, it is best to download the template again in order to avoid file format conflicts.

To import partial or complete datasets:

[Download the HAF Quarterly Disaggregated Data Template using this link.](#)

Open the template file and enter your data in the appropriate cells. **Enter numbers only - do not enter other symbols, such as dollar signs, dashes, etc. Do not leave data cells empty - enter 0s as needed.**

Save the file as a CSV UTF-8 (comma delimited) file.

Click **Import Data File** below and continue as instructed.

Manual Data Entry

To enter data manually, click NEXT below follow the instructions on the sections entitled Disaggregated Application Data and Disaggregated Assistance Data.

Import Data File

[Back](#)

[Next](#)

Figure 12 Import Disaggregated Data



To use the bulk upload feature, please download the HAF Quarterly Disaggregated Data Template by clicking the “Download the HAF Quarterly Disaggregated Data Template” button (See Figure 12 above). Once you have downloaded the template, please fill out the corresponding information. If needed, further information on each column in the template can be found in [section f](#) and [section g](#) below.

Once you have filled out all cells in the template, please select the “Import Data File” button (see Figure 12 above), and you will be presented with the upload module (see Figure 13 below).

Import Disaggregated Data

Instructions

1. Prepare your data file using the template and instructions on the previous page.
2. Click Upload Files below and select your .csv data file, OR drag-and-drop your data file to the drop area.
3. After the file loads, click Done. Your data will appear below.
4. Click Validate to ensure your data meets the technical requirements.
5. If technical errors are indicated, correct them and click Update.
6. If errors persist, repeat steps 4 and 5.
7. Click Import to complete the process and add the data to your Quarterly Compliance Report.

Upload File

[Upload Files](#) Or drop files

Close

Figure 13 Import Disaggregated Data Upload Module

Please select “Upload Files” and upload your completed disaggregated data template.¹¹ Select “Close” to continue when you have finished entering/uploading your disaggregated data template.

f) Disaggregated Application Data¹²

In this section, you will be asked to provide disaggregate data by various categories such as race, sex, ethnicity, area median income, and reason for denial (see Figures 14-16).

If your disaggregated application data has not changed from the last quarter, you have the option to automatically populate the values submitted with your last quarterly report by using the “Populate” button (see red box on Figure 14). You can reset automatically populated values to 0 at any time using the “Reset” button.

Disaggregated application data can be entered manually on this page or uploaded directly using the template discussed in [section e](#). Be sure to save your work as you go by using the “Save” button.

All Columns of each Table require cumulative counts of applications.

¹¹ Please be sure to save your completed template as “Comma Separated Values” (.csv) before uploading.

¹² Tribal governments and the Department of Hawaiian Homelands will not be required to fill out this screen.



Obligations and Expenditures reported in the Disaggregated Application Data table must be consistent with data entered previously in Budget Reporting and Programmatic Information sections. If applicants selected multiple categories, they should be counted in multiple rows. The segment totals for Obligations and Expenditures (row labeled Totals) must be greater than or equal to the related aggregate figures entered in the Budget Reporting and Programmatic Information sections (shown in the row labeled Programmatic Totals). System will generate a warning if Obligations and Expenditures Totals are less than the figures entered under Budget Reporting and Programmatic Information.

State, Local and Tribal Support
HAF Compliance

- Instructions
- Participant Information
- Budget Reporting
- Programmatic Information
- Import Disaggregated Data
- Disaggregated Application Data**
- Disaggregated Assistance Data
- Geographic Data
- Programs
- Obligations & Expenditures Verification
- Participant Compliance

Disaggregated Application Data

Please review Data Column Definitions, and in the tables below enter or edit the required information. After entering or editing data in each table, click the SAVE button immediately below the table. If you wish to import some or all of the participant's data, use the navigation links on the left side of the screen, or the NEXT and BACK buttons at the bottom of the page, to return to the page entitled [Import Disaggregated Data](#).

If Disaggregated Application Data has not changed from last quarter, please select Populate below.

[Populate](#) [Reset](#)

Data Column Definitions

1) Cumulative number of Homeowners that submitted a draft or completed application for HAF assistance from Award Date through Calendar Quarter end date.
2) Cumulative number of Homeowner that submitted a completed application for HAF assistance, from Award Date through Calendar Quarter end date.
3) Cumulative number of Homeowners who submitted a completed HAF application for HAF assistance and then withdrew their application, from Award Date through Calendar Quarter end date.
4) Cumulative number of Homeowners whose application for HAF assistance was approved, from Award Date through Calendar Quarter end date.
5) Cumulative number of Homeowners whose application for HAF assistance was denied, from Award Date – Calendar Quarter end date.

Race

Obligations and Expenditures reported in this table must be consistent with data entered previously in Budget Reporting and Programmatic Information sections. For this category, because individuals may be counted in multiple rows, the sums of the segment entries for Obligations and Expenditures (shown in the row labeled Totals) must be greater than or equal to the related aggregate figures entered previously (shown here in the row labeled Programmatic Totals).

Segment	1) Submitted	2) Completed	3) Withdrawn	4) Approved	5) Denied
1 American Indian or Alaska Native	0	0	0	0	0
2 Asian - Chinese	0	0	0	0	0
3 Asian - Filipino	0	0	0	0	0
4 Asian - Indian	0	0	0	0	0
5 Asian - Japanese	0	0	0	0	0
6 Asian - Korean	0	0	0	0	0
7 Asian - Vietnamese	0	0	0	0	0
8 Asian - Other	0	0	0	0	0

Figure 14 Disaggregated Application Data pt.1

1. Table 1 Data Element: Disaggregate Race Application Cumulative Totals

- Please provide the cumulative figures for the number of applications submitted, completed, withdrawn, approved, and denied, each broken out by Race from Award Date – Calendar Quarter end date.
- Note that individuals may report more than one race, so your totals for cumulative number of applications may be greater than the total number of unique applications.
- Obligations and Expenditures must be consistent with data entered previously in Budget Reporting and Programmatic Information sections. If applicants selected multiple categories, they should be counted in multiple rows.



Ethnicity

For this category, the sums of the segment entries (shown in the row labeled Totals) must equal the related aggregate figures entered previously in sections Budget Reporting and Programmatic Information.

Segment	1) Submitted	2) Completed	3) Withdrawn	4) Approved	5) Denied
1 Hispanic or Latino/a	0	0	0	0	0
2 Not Hispanic or Latino/a	0	0	0	0	0
3 Declined to Answer	0	0	0	0	0
4 Data Not Collected	0	0	0	0	0
Totals	0	0	0	0	0
Programmatic Totals*					

* The total numbers of applications reported in the Ethnicity table must equal to the numbers of applications entered in the Programmatic Information section. The Programmatic Information entries here to help HAF participants provide consistent data.

The totals marked in red above do not match the corresponding information entered shown in the Programmatic Information section. You must correct these inconsistencies before submitting this report.

Gender

For this category, the sums of the segment entries (shown in the row labeled Totals) must equal the related aggregate figures entered previously in sections Budget Reporting and Programmatic Information.

Segment	1) Submitted	2) Completed	3) Withdrawn	4) Approved	5) Denied
1 Male	0	0	0	0	0
2 Female	0	0	0	0	0
3 Non-binary	0	0	0	0	0
4 Declined to Answer	0	0	0	0	0
5 Data Not Collected	0	0	0	0	0
Totals	0	0	0	0	0
Programmatic Totals*					

* The total numbers of applications reported in the Gender table must equal to the numbers of applications entered in the Programmatic Information section. The Programmatic Information entries here to help HAF participants provide consistent data.

The totals marked in red above do not match the corresponding information entered shown in the Programmatic Information section. You must correct these inconsistencies before submitting this report.

Area Median Income

For this category, the sums of the segment entries (shown in the row labeled Totals) must equal the related aggregate figures entered previously in sections Budget Reporting and Programmatic Information.

Segment	1) Submitted	2) Completed	3) Withdrawn	4) Approved	5) Denied
1 Below or equal to 50%	0	0	0	0	0
2 Greater than 50% and less than or equal 80%	0	0	0	0	0
3 Greater than 80% and less than or equal to 100%	0	0	0	0	0
4 Greater than 100% and less than or equal to 150%	0	0	0	0	0
5 Greater than 150%	0	0	0	0	0
6 Fact Specific Proxy	0	0	0	0	0
7 Data Not Collected	0	0	0	0	0
Totals	0	0	0	0	0
Programmatic Totals*					

* The total numbers of applications reported in the Area Median Income table must equal to the numbers of applications entered in the Programmatic Information section. Programmatic Totals are provided to help HAF participants submit consistent data.

The totals marked in red above do not match the corresponding information entered/shown in the Programmatic Information section. You must correct these inconsistencies before submitting this report.

Figure 15 Disaggregated Application Data pt. 2

2. Table 2 Data Element: Disaggregate Ethnicity Application Cumulative Totals

- Please provide the cumulative figures for the number of applications submitted, completed, withdrawn, approved, and denied, each broken out by Ethnicity from Award Date – Calendar Quarter end date.
- Note that individuals may not be both “Hispanic or Latino/a” and “Not Hispanic or Latino/a” concurrently.
- The total numbers of applications reported in the Ethnicity table must equal to the numbers of applications entered in the Programmatic Information section (shown in row labeled Programmatic Totals).

3. Table 3 Data Element: Disaggregate Sex Application Cumulative Totals

- Please provide the cumulative figures for the number of applications submitted, completed, withdrawn, approved, and denied, each broken out by Sex from Award Date – Calendar Quarter end date.



- Note that individuals reporting a Sex other than “Male” or “Female” or who reported both “Male” and “Female” concurrently, should be classified as “Not Collected/Reported.”
- The total numbers of applications reported in the Sex table must equal to the numbers of applications entered in the Programmatic Information section (shown in row labeled Programmatic Totals).

4. Table 4 Data Element: Disaggregate Area Median Income Application Cumulative Totals

- Please provide the cumulative figures for the number of applications submitted, completed, withdrawn, approved, and denied, each broken out by AMI from Award Date – Calendar Quarter end date.
- Please bucket applications by the percentile brackets, Fact Specific Proxy, or Data Not Collected in the Disaggregated Area Median Income Table.
- The total numbers of applications reported must equal to the numbers of applications entered in the Programmatic Information section (shown in row labeled Programmatic Totals).

Reason for Denial		
For this category, the sums of the segment entries (shown in the row labeled Totals) must equal the related aggregate figures entered previously in sections Budget Reporting and Programmatic Information.		
Segment	SI Denied	
1 Application Not Completed Within Program Timeframe	0	✎
2 Delinquency amount exceeds program cap	0	✎
3 Income Eligibility	0	✎
4 Lack of COVID Related Financial Hardship	0	✎
5 Principal Balance Exceeded Conforming Loan Limit	0	✎
6 Property Not Primary Residence	0	✎
7 Servicer(s) not participating	0	✎
8 Other	0	✎
9 Totals	0	
10 Programmatic Totals*		

*The sum of entries in the Reason for Denial table must be greater than equal to the total number of denied applications entered in the Programmatic Information section, shown here to help participants provide consistent data.

Figure 16 Disaggregated Application Data pt. 3

5. Table 5 Data Element: Disaggregate Reason for Denied Application Cumulative Totals

- Please provide the cumulative figures for the number of applications denied, each broken out by Reason for Denial from Award Date – Calendar Quarter end date.
- Note that applications may have been denied for more than one, so your totals for cumulative number of applications denied may be greater than the total number of unique applications denied.
- The sum of entries in the Reason for Denial table must be greater than or equal to the total number of denied applications entered in Programmatic Information section (row labeled Programmatic Totals).



g) Disaggregated Assistance Data¹³

In this section, you will be asked to provide disaggregate assistance data by various categories such as race, sex, ethnicity, area median income, targeting, and mortgages (see Figure 17).

If your disaggregated assistance data has not changed from the last quarter, you have the option to automatically populate the values submitted with your last quarterly report by using the “Populate” button (see red box on Figure 17). You can reset automatically populated values to 0 at any time using the “Reset” button.

Disaggregated data can be entered manually on this page or uploaded directly from the template file provided to you. Be sure to save your work as you go by using the “Save” button.

Note that Columns 1, 2, and 3 of each Table in the following section require cumulative counts of homeowners that received Monetary Assistance (Homeowners), Non-Monetary Assistance, and SDIs broken out by the categories listed above. Homeowners receiving both Monetary and Non-Monetary Assistance should be reported in both Columns 1 and 2. Columns 4 and 5 require cumulative fund Obligation and Expenditure amounts, refer to the Definitions [section](#) for clarification on the distinction between the two terms.

Obligations and Expenditures reported in this table must be consistent with data entered previously in Budget Reporting and Programmatic Information sections. Target values are shown below each table to help HAF participants provide consistent data. System will generate a warning if Obligations and Expenditures Totals are less than the figures entered under Budget Reporting and Programmatic Information.

State, Local and Tribal Support HAF Compliance

Disaggregated Assistance Data

Please review Data Column Definitions, and in the tables below and enter or edit the required information. After entering or editing data in each table, click the SAVE button immediately below the table. If you wish to import some or all of the participant's data, use the navigation links on the left side of the screen, or the NEXT and BACK buttons at the bottom of the page, to return to the page entitled **Import Disaggregated Data**.

If Disaggregated Assistance Data has not changed from last quarter, please select Populate below.

Populate **Reset**

Data Column Definitions

- 1) Cumulative number of Homeowners that received monetary HAF assistance of any kind, from Award Date through Calendar Quarter end date.
- 2) Cumulative number of Homeowners that received non-monetary HAF assistance of any kind, from Award Date through Calendar Quarter end date.
- 3) Cumulative number of Homeowners classified as "Socially Disadvantaged Individuals" who received HAF assistance of any kind, from Award Date through Calendar Quarter end date.
- 4) Cumulative amount of HAF assistance Obligated, from Award Date through Calendar Quarter end date.
- 5) Cumulative amount of HAF assistance Expended, from Award Date through Calendar Quarter end date.

Race

Obligations and Expenditures reported in this table must be consistent with data entered previously in Budget Reporting and Programmatic Information sections. For this category, because individuals may be counted in multiple rows, the sums of the segment entries for Obligations and Expenditures (shown in the row labeled Totals) must be greater than or equal to the related aggregate figures entered previously (shown here in the row labeled Programmatic Totals).

Segment	1) Homeowners	2) Non-Monetary	3) SDIs	4) Obligated	5) Expended
1 American Indian or Alaska Native	0	0	0	\$0.00	\$0.00
2 Asian - Chinese	0	0	0	\$0.00	\$0.00
3 Asian - Filipino	0	0	0	\$0.00	\$0.00
4 Asian - Indian	0	0	0	\$0.00	\$0.00
5 Asian - Japanese	0	0	0	\$0.00	\$0.00
6 Asian - Korean	0	0	0	\$0.00	\$0.00
7 Asian - Vietnamese	0	0	0	\$0.00	\$0.00
8 Asian - Other	0	0	0	\$0.00	\$0.00

Figure 17 Disaggregated Assistance Data pt. 1

¹³

Tribal governments and the Department of Hawaiian Homelands will not be required to fill out this screen.



- Table 1 Data Element: Disaggregate Race Cumulative Totals
 - Please provide the cumulative numbers of Homeowners that received Monetary Assistance, Homeowners that received Non-Monetary Assistance, and SDI's that received Monetary or Non-Monetary Assistance, along with total funds Obligated and Expended, each broken out by Race from Award Date – Calendar Quarter end date. Note, if an individual received both Monetary and Non-Monetary Assistance, they should be reported in both Columns 1 and 2.
 - Note that individuals may report more than one race, so your totals for cumulative number of Homeowners assisted (Table 1, Column 1), Homeowners receiving Non-Monetary Assistance (Table 1, Column 2), cumulative number of SDI's assisted (Table 1, Column 3), cumulative amount of Obligations (Table 1, Column 4), and cumulative amount of Expenditures (Table 1, Column 5) may not reflect the number of unique individuals assisted or total amount of Obligations and Expenditures.
 - For each homeowner that selected multiple race categories, the total amount of HAF assistance Obligated and Expended should be reported under each race category.
 - Obligations and Expenditures reported in this table must be consistent with data entered previously in Budget Reporting and Programmatic Information sections. The target values are shown at the bottom to help HAF participants provide consistent data. Because individuals may be select multiple races, the sums of the segment entries for Obligations and Expenditures (shown in the row labeled Totals) must be greater than or equal to the related aggregate figures entered previously (shown in the row labeled Programmatic Totals).



Ethnicity

For this category, the sums of the segment entries (shown in the row labeled Totals) must equal the related aggregate figures entered previously in sections Budget Reporting and Programmatic Information.

Segment	1) Homeowners	2) Non-Monetary	3) SDIs	4) Obligated	5) Expended	
1 Hispanic or Latino/a	0 ✓	0 ✓	0 ✓	\$0.00 ✓	\$0.00 ✓	
2 Not Hispanic or Latino/a	0 ✓	0 ✓	0 ✓	\$0.00 ✓	\$0.00 ✓	
3 Declined to Answer	0 ✓	0 ✓	0 ✓	\$0.00 ✓	\$0.00 ✓	
4 Data Not Collected	0 ✓	0 ✓	0 ✓	\$0.00 ✓	\$0.00 ✓	
5 Totals	0	0	0	\$0.00	\$0.00	
6 Programmatic Totals*				\$0.00	\$0.00	

*The Assistance Data totals reported in the Ethnicity table must be consistent with the data you entered in the Budget Reporting and Programmatic Information sections. The target values are shown above to help HAF participants provide consistent data.

Gender

For this category, the sums of the segment entries (shown in the row labeled Totals) must equal the related aggregate figures entered previously in sections Budget Reporting and Programmatic Information.

Segment	1) Homeowners	2) Non-Monetary	3) SDIs	4) Obligated	5) Expended	
1 Male	0 ✓	0 ✓	0 ✓	\$0.00 ✓	\$0.00 ✓	
2 Female	0 ✓	0 ✓	0 ✓	\$0.00 ✓	\$0.00 ✓	
3 Non-binary	0 ✓	0 ✓	0 ✓	\$0.00 ✓	\$0.00 ✓	
4 Declined to Answer	0 ✓	0 ✓	0 ✓	\$0.00 ✓	\$0.00 ✓	
5 Data Not Collected	0 ✓	0 ✓	0 ✓	\$0.00 ✓	\$0.00 ✓	
6 Totals	0	0	0	\$0.00	\$0.00	
7 Programmatic Totals*				\$0.00	\$0.00	

*The Assistance Data totals reported in the Gender table must be consistent with the data you entered in the Budget Reporting and Programmatic Information sections. The target values are shown above to help HAF participants provide consistent data.

Area Median Income

For this category, the sums of the segment entries (shown in the row labeled Totals) must equal the related aggregate figures entered previously in sections Budget Reporting and Programmatic Information.

Segment	1) Homeowners	2) Non-Monetary	3) SDIs	4) Obligated	5) Expended	
1 Below or equal to 50%	0 ✓	0 ✓	0 ✓	\$0.00 ✓	\$0.00 ✓	
2 Greater than 50% and less than or equal 80%	0 ✓	0 ✓	0 ✓	\$0.00 ✓	\$0.00 ✓	
3 Greater than 80% and less than or equal to 100%	0 ✓	0 ✓	0 ✓	\$0.00 ✓	\$0.00 ✓	
4 Greater than 100% and less than or equal to 150%	0 ✓	0 ✓	0 ✓	\$0.00 ✓	\$0.00 ✓	
5 Greater than 150%	0 ✓	0 ✓	0 ✓	\$0.00 ✓	\$0.00 ✓	
6 Data Not Collected	0 ✓	0 ✓	0 ✓	\$0.00 ✓	\$0.00 ✓	
7 Totals	0	0	0	\$0.00	\$0.00	
8 Programmatic Totals*				\$0.00	\$0.00	

*The Assistance Data totals reported in the Area Median Income table must be consistent with the data you entered in the Budget Reporting and Programmatic Information sections. The target values are shown above to help HAF participants provide consistent data.

Figure 18 Disaggregated Assistance Data pt. 2

- **Table 2 Data Element: Disaggregate Ethnicity Cumulative Totals**
 - Please enter the cumulative figures for the number of Homeowners that received Monetary Assistance, number of Homeowners that received Non-Monetary Assistance, number of SDI's assisted, funds Obligated, and Funds Expended, each broken out by Ethnicity from the Award Date to the Calendar Quarter end date.
 - Note that individuals may not be both "Hispanic or Latino/a" and "Not Hispanic or Latino/a" concurrently.
 - Totals reported must be consistent with the data you entered in the Budget Reporting and Programmatic Information sections. The target values are shown above to help HAF participants provide consistent data.
- **Table 3 Data Element: Disaggregate Sex Cumulative Totals**
 - Please provide the cumulative figures for the number of Homeowners that received Monetary Assistance, number of Homeowners that received Non-Monetary Assistance, number of SDI's assisted, funds Obligated, and Funds Expended, each broken out by Sex from the Award Date to the Calendar Quarter end date.



- Note that individuals reporting a Sex other than “Male” or “Female” or who reported both “Male” and “Female” concurrently, should be classified under “Not Collected/Reported.”
- Totals reported must be consistent with the data you entered in the Budget Reporting and Programmatic Information sections. The target values are shown above to help HAF participants provide consistent data.
- Table 4 Data Element: Disaggregate Area Median Income Cumulative Totals
 - Please provide the cumulative figures for the number of Homeowners that received Monetary Assistance, number of Homeowners that received Non-Monetary Assistance, the number of SDI's assisted, funds Obligated, and Funds Expended, each broken out by AMI from Award Date – Calendar Quarter end date.
 - Note that Homeowners who qualified for HAF assistance in a jurisdiction where US Median Income was used for targeting, individuals should be categorized as they fall within their own locality's AMI regardless of if US Median Income was used for targeting.
 - Please bucket individuals by the percentile brackets provided to you in the Disaggregate Area Median Income Table.
 - Totals reported must be consistent with the data you entered in the Budget Reporting and Programmatic Information sections. The target values are shown above to help HAF participants provide consistent data.

Socially Disadvantaged Individuals						
Segment	1) Homeowners	2) Non-Monetary	3) SDIs	4) Obligated	5) Expended	
1 Racial or Ethnic Prejudice-Targeted	0	0	0	0	\$0.00	\$0.00
2 Majority-Minority Census Tract-Targeted	0	0	0	0	\$0.00	\$0.00
3 Limited English Proficiency-Targeted	0	0	0	0	\$0.00	\$0.00
4 Resident US Territory; Indian Reservation; or Department of Hawaiian Home Lands-Targeted	0	0	0	0	\$0.00	\$0.00
5 Persistent Poverty County-Targeted	0	0	0	0	\$0.00	\$0.00
6 Other	0	0	0	0	\$0.00	\$0.00
7 N/A	0	0	0	0	\$0.00	\$0.00
8 Totals	0	0	0	0	\$0.00	\$0.00
9 Programmatic Totals*					\$0.00	\$0.00

*The total Obligations and Expenditures reported in the Socially Disadvantaged Individuals table should be consistent with the data entered in the Budget Reporting and Programmatic Information sections, shown here to help HAF participants provide consistent data.

Mortgages						
Segment	1) Homeowners	2) Non-Monetary	3) SDIs	4) Obligated	5) Expended	
1 FHA Mortgages	0	0	0	0	\$0.00	\$0.00
2 VA Mortgages	0	0	0	0	\$0.00	\$0.00
3 USDA Mortgages	0	0	0	0	\$0.00	\$0.00
4 Government Sponsored Enterprise (GSE)	0	0	0	0	\$0.00	\$0.00
5 Private-label Securities	0	0	0	0	\$0.00	\$0.00
6 Reverse Mortgages	0	0	0	0	\$0.00	\$0.00
7 Portfolio Lending	0	0	0	0	\$0.00	\$0.00
8 Land Contracts	0	0	0	0	\$0.00	\$0.00
9 Other	0	0	0	0	\$0.00	\$0.00
10 N/A	0	0	0	0	\$0.00	\$0.00
11 Data Not Collected	0	0	0	0	\$0.00	\$0.00
12 Totals	0	0	0	0	\$0.00	\$0.00
13 Programmatic Totals*					\$0.00	\$0.00

*The Assistance Data totals reported in the Mortgages table must be consistent with the data you entered in the Budget Reporting and Programmatic Information sections. The target values are shown above to help HAF participants provide consistent data.

Figure 19 Disaggregated Assistance Data pt. 3

- Table 5 Data Element: Disaggregate Socially Disadvantaged Individual Cumulative Totals



- Please provide the cumulative figures for the number of Homeowners that received Monetary Assistance, number of Homeowners that received Non-Monetary Assistance, funds Obligated, and funds Expended, each broken out by type of Socially Disadvantaged Individual from the Award Date to the Calendar Quarter end date.
- The total Obligations and Expenditures reported in the Socially Disadvantaged Individuals table should be consistent with the data entered in the Budget Reporting and Programmatic Information sections, shown here to help HAF participants provide consistent data.
- Table 6 Data Element: Disaggregate Mortgage Cumulative Totals
 - Please provide the cumulative figures for the number of Homeowners that received Monetary Assistance, number of Homeowners that received Non-Monetary Assistance, funds Obligated, and funds Expended, each broken out by Mortgage type from the Award Date to the Calendar Quarter end date.
 - Note that Reverse mortgages may overlap with other mortgage types.
 - The Assistance Data totals reported in the Mortgage table must be consistent with the data you entered in the Budget Reporting and Programmatic Information sections. The target values are shown above to help HAF participants provide consistent data.

Housing Type						
For this category, the sums of the segment entries (shown in the row labeled Totals) must equal the related aggregate figures entered previously in sections Budget Reporting and Programmatic Information.						
Segment	1: Homeowners	2: Non-Monetary	3: SDIs	4: Obligated	5: Expended	
1: Condominium	0	0	0	0	\$0.00	✓
2: Manufactured Housing	0	0	0	0	\$0.00	✓
3: Single Family Home	0	0	0	0	\$0.00	✓
4: Other	0	0	0	0	\$0.00	✓
5: Data Not Collected	0	0	0	0	\$0.00	✓
Totals	0	0	0	0	\$0.00	\$0.00
Programmatic Totals					\$0.00	\$0.00

Figure 20 Disaggregated Assistance Data pt. 4

- Table 7 Data Element: Disaggregate Housing Cumulative Totals
 - Please provide the cumulative figures for the number of Homeowners that received Monetary Assistance, number of Homeowners that received Non-Monetary Assistance, number of SDI's assisted, funds Obligated, and Funds Expended, each broken out by Housing type from the Award Date to the Calendar Quarter end date.
 - The Assistance Data totals reported in the Housing Type table must be consistent with the data you entered in the Budget Reporting and Programmatic Information sections. The target values are shown above to help HAF participants provide consistent data.

You have been provided with the option to bulk upload your disaggregated data using an Excel Template for ease of reporting. Please refer to [section e](#) above for more information on the bulk upload process. You may also upload partial datasets and manually edit the missing entries using the screen displayed in Figures 17-20 above.



h) Geographic Data¹⁴

On this screen, you must provide Geographic Data by zip code. If your geographic data has not changed from last quarter, you have the option to automatically populate the values submitted with your last quarterly report by using the “Populate” button (see red box on Figure 21). You can reset automatically populated values at any time using the “Reset” button.

Data import functionality can only accommodate 400 records at a time, so if you have more than 400 zip codes to report, you must use multiple data files, each with 400 zip codes or less, and repeat the upload, validate, and import process for each data file. *This information must be provided via Data File Import*, as pictured in Figure 21 and 22 below.

Direct Monetary Assistance to homeowners tied to specific Zip Codes and Non-monetary assistance to homeowners associated with a specific zip code should be reported here. HAF Obligations and Expenditures associated with disbursements to housing counselors and legal service providers are conversely not tied to specific Zip Codes and should not be reported here.

Geographic Data

HAF Obligations and Expenditures associated with direct assistance to homeowners are tied to specific Zip Codes. HAF Obligations and Expenditures associated with disbursements to housing counselors and legal service providers are conversely not tied to specific Zip Codes. Additionally, in some cases non-monetary assistance to homeowners may not be associated with a specific zip code.

In the first section below, prepare and upload geographically-associated data aggregated by Zip Code. In the second section, Geographic Exceptions, enter data that is not associated with specific Zip Codes. The sum of Obligations and Expenditures in the two sections should be equal to the total Obligations and Expenditures for HAF assistance.

If Geographic Data has not changed from last quarter, please select Populate below.

[Populate](#) [Reset](#)

To access the spreadsheet for uploading geographic data for this quarter's reports, please use this button, and then follow the instructions that appear:

[Import Data File](#)

[Delete selected records](#)

Search: _____ Records per page: 10 Page: 1 of 0

<input type="checkbox"/> State	<input type="checkbox"/> Zip Code	<input type="checkbox"/> Number HO Receiving Monetary Assistance	<input type="checkbox"/> Number HO Receiving Non-monetary Assistance	<input type="checkbox"/> Cumulative Obligations	<input type="checkbox"/> Cumulative Expenditures	<input type="checkbox"/> Remove
1 <input type="checkbox"/> Data Not Available						
2 <input type="checkbox"/> Total		0	0	\$0.00	\$0.00	

Figure 21 Geographic Data Upload

The geographic data template contains zip code, state, and four data elements by zip code: number of Unique Homeowners receiving Monetary Assistance, number of Unique Homeowners receiving Non-Monetary Assistance, cumulative HAF Assistance Obligations, and cumulative HAF Assistance Expenditures.

¹⁴ Tribal governments and the Department of the Hawaiian Home Lands will not be required to complete this screen.



Import Geographic Data

The data import process can accommodate up to 400 records at a time. If you have data for more than 400 Zip Codes, please prepare and upload multiple data files with no more than 400 Zip Codes each, and repeat the Upload, Validate, and Import process for each data file.

1. Prepare
 - a. [Download the HAF Quarterly Geographic Data Template using this link](#)
 - b. Open the template file and enter your data in the appropriate cells. Enter numbers only - do not enter other symbols, such as dollar signs, commas, etc. Do not leave data cells empty - enter "0" as needed.
 - c. Save the file as a CSV UTF-8 (comma delimited).
2. Upload
 - a. Click Upload Data File below and select your .csv data file, OR drag-and-drop your data file to the drop area.
 - b. After the file loads, click Done. Your data will appear in table.
3. Validate
 - a. Click Validate to ensure your data meets the technical requirements.
 - b. If technical errors are indicated, correct them and click Update.
 - c. If errors persist, please repeat the previous steps.
4. Import
 - a. Click Import to add your data to your Quarterly Report.

Repeat this process for each of your data files. After adding data to your report, review your data and edit or remove individual rows as necessary.

Upload File

Or drop files

Close

Figure 22 Import Geographic Data Pop-Up

When you have completed the template, select “Upload Files”¹⁵. Please be sure to follow template instructions without changing anything in rows 1-7 and enter data starting in row 8. Be sure to delete the sample data provided in rows 8-15 before uploading. The file must be saved as a CSV UTF-8 (comma delimited) file. *Improperly formatted submissions will fail to validate.* Once your data has been uploaded, follow the instructions that appear on the import box and validate that your records populated in the table as expected (see Figure 22).

Geographic Exceptions

Please provide the following information for HAF assistance that cannot be accurately associated with particular Zip Codes.

*1. Number of homeowners who have received non-monetary assistance that cannot be associated with particular Zip Codes.

*2. Cumulative obligations that cannot be associated with particular Zip Codes.

*3. Cumulative expenditures that cannot be associated with particular Zip Codes.

Figure 23 Geographic Exceptions

Three questions are on the Geographic Data tab. As shown in Figure 23, the fields request the number of homeowners that received Non-Monetary HAF assistance but cannot be associated

¹⁵ Enable pop-ups within if the screen fails to show up after selecting “Upload Files”



with a specific zip code and cumulative obligations and cumulative expenditures associated with these homeowners.

The sum of Obligations and Expenditures reported in the zip code file and in the three questions an assistance to homeowners that cannot be associated to a specific zip code should be sum to Total Obligations and Expenditures for HAF assistance reported in the Budget Reporting and Programmatic Information sections. When you have entered data for these questions select “Save and Next” to continue.

i) Programs

In your HAF Plan you submitted information regarding planned HAF Programs. On this screen you will enter general HAF participant Program information as well as information on corresponding Program Design Elements. Figure 24 below outlines the process for the Programs screen. Please note that you will be asked to enter individual Program information and then brought back to summary screen. If you have more than one Program, you will need to click “Add Program” and fill out corresponding information. If the need arises, you may edit or delete existing Programs.

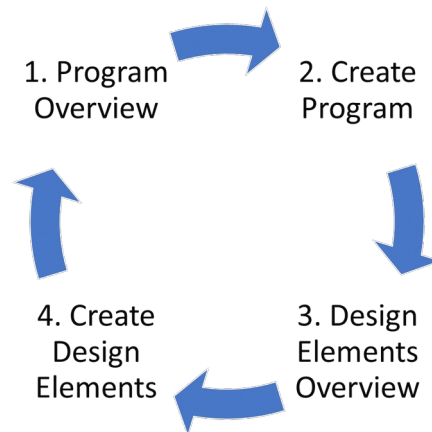


Figure 24 Program Creation Process

Once you have created a Program you will be asked to provide topline Program details and then to provide disaggregated details by each of the Programs’ Design Elements, which your organization submitted as a part of their HAF Plan.

To begin select “Add Program” to enter a new line item for each Program and fill in the corresponding information.

At any time, you may select “View/Download All” to review your entries in a top-down view during or after completion. The screen displayed in Figure 25 will not contain any Program entries until you have created your first Program entry.



Figure 25 Program Overview

i. Add/Edit Program

Once you have selected “Add Program” the module displayed in Figure 26 will appear.

Figure 26 Add/Edit Program

After selecting “Add Program”, you will be prompted to provide the Program specific figures including:

1. Program Details: Program name, start date, and a program description.
 - For the Program name, please tie the name to what was provided in your previously submitted term sheet.
2. Program Income Earned Cumulative to Calendar Quarter end date: Cumulative Program Income Earned, Award Date – Calendar Quarter end date.



3. Program Income Expended Cumulative to Calendar Quarter end date:
Cumulative Program Income Expended, Award Date – Calendar Quarter end date.

Refer to the Definitions [section](#) if you need further information.

Note that all information provided should be broken out to figures specific to the Program you are currently working on. After completing a Program, you will be able to toggle between and edit existing Programs from the Programs Overview, detailed in Figure 25 above.

Add / Edit Design Element

Use this module to enter information regarding program design elements for each HAF program. Please add a new line item for each program design element under EACH program and fill in the corresponding information. For example, if a HAF program is used for mortgage assistance, internet assistance, and utilities assistance, a HAF participant would enter three separate line items for each of those program design elements and fill out the relevant information.

Please do NOT include Administrative Expenses in program or design element Expenditures or Obligations. Administrative expenses should be captured in the Budget Reporting section.

Design Element Information

*Design Element
--None--

*Total Obligations Cumulative to Report Calendar Quarter end date

*Total Expenditures Cumulative to Report Calendar Quarter end date

*Number of Homeowners Assisted Cumulative to Report Calendar Quarter end date

*Number of SDIs Assisted Cumulative to Report Calendar Quarter end date

Create Design Element Cancel

Figure 27 Create/Edit Design Element

Program Design Element	\$ Obligated	\$ Expended	No. Homeowners Assisted	SDI Assisted	Edit	Remove
Financial Assistance	\$100.00	\$100.00	10	10		
Totals	\$100.00	\$100.00				

Figure 28 Add/Edit Design Elements

ii. Add/Edit Program Design Element

You will also be required to provide information regarding the Program Design Elements covered by each Program. When creating a Program select “Add Design Element” as shown in Figure 28 to enter the screen displayed in Figure 27. Within each Program, you will need to provide covered Program Design Elements and further disaggregated Program totals. Figure 28 above shows the Program Design Element overview displayed at the bottom of the page while a Program is created or edited. All added Program Design Elements in the Program are visible to make viewing progress and editing individual Program Design Elements more accessible.

Once you’ve chosen to either Add or Edit a given Program Design Element, you will be presented with the screen depicted in Figure 27. Provide the corresponding information to continue.



1. Program Design Element: Please select from the drop-down which Program Design Element you would like to add to your Program.
2. Total Expenditures Cumulative to Report Calendar Quarter end date by Program Design Element: The Total Cumulative Expenditures of the Program Design Element, the Award Date to the Calendar Quarter end date.
3. Total Obligations Cumulative to Report Calendar Quarter end date by Program Design Element: The Total Cumulative Obligations of the Program Design Element, from the Award Date to the Calendar Quarter end date.
4. Number of Unique Homeowners Assisted Cumulative to Report Calendar Quarter end date by the Program Design Element: The number of Homeowners assisted by the Program Design Element, from the Award Date to the Calendar Quarter end date.
5. Number of SDIs Assisted Cumulative to Report Calendar Quarter end date by the Program Design Element: The number of SDIs assisted by the Program Design Element, from the Award Date to the Calendar Quarter end date.

Once you have completed entering information on all Programs and their respective Program Design Elements, select “Next” to continue.

j) Obligations and Expenditures Verification

The information on this screen is read-only. Use the table displayed in Figure 29 to validate the figures that have been provided in previous screens. Note that this displayed information is populated by the Program Design Element screen provided earlier. This screen will display a validation error if the “Totals” figures from the Program Design Element screens do not match the information provided in the Budget Reporting screen.

<div>State, Local and Tribal Support HAF Compliance</div> <div>Instructions</div> <div>Participant Information</div> <div>Budget Reporting</div> <div>Programmatic Information</div> <div>Import Disaggregated Data</div> <div>Disaggregated Application Data</div> <div>Disaggregated Assistance Data</div> <div>Geographic Data</div> <div>Programs</div> <div>Obligations & Expenditures Verification</div> <div>Participant Compliance</div>	Obligations & Expenditures Verification		
	The table below provides a summary of the Design Element Obligations and Expenditures you entered in the Programs module and checks the totals against your entries in the Budget Reporting module. If there are any discrepancies, you will see additional instructions below the table.		
	Design Element	Cumulative Obligations	Cumulative Expenditures
	Mortgage Payment Assistance	\$0.00	\$0.00
	Financial Assistance	\$100.00	\$100.00
	Mortgage Principal Reduction	\$0.00	\$0.00
	Facilitating Interest Rate	\$0.00	\$0.00
	Payment Assistance Utilities	\$0.00	\$0.00
	Payment Assistance Internet	\$0.00	\$0.00
	Payment Assistance Insurance	\$0.00	\$0.00
	Payment Assistance Fees	\$0.00	\$0.00
	Payment Assistance Loans	\$0.00	\$0.00
	Payment Assistance Taxes	\$0.00	\$0.00
	Measures Preventing Displacement	\$0.00	\$0.00
	Counseling or Education	\$0.00	\$0.00
	Legal Services	\$0.00	\$0.00
	Totals	\$100.00	\$100.00
	<div>⚠ There is an inconsistency between the total Expenditures for design elements entered in the Budget Reporting and Program Reporting sections. The total Expenditures for design elements entered in the Budget Reporting section are \$0.00. The total Expenditures for design elements entered in the Program Reporting section are \$100.00. Please check your data and adjust entries to eliminate this inconsistency. You will not be able to submit this report until this inconsistency is resolved.</div>		

Figure 29 Obligations & Expenditures Verification



1. Column One Data Element: Cumulative Obligations by Program Design Element

- This column reflects the sum of all cumulative Obligations across all Programs by Program Design Element.
- Note that we have progressed away from the Programs tab in the Navigation Bar and will now be reviewing information aggregated across all Programs by Program Design Element.

2. Column Two Data Element: Cumulative Expenditures by Program Design Element

- This column reflects the sum of all Cumulative Expenditures across all Programs by Program Design Element.

k) Participant Compliance

HAF participants are required to provide answers to six questions relating to compliance with the HAF statute and established guidance (see Figure 30).

State, Local and Tribal Support HAF Compliance

Participant Compliance

HAF participants are asked to answer the following questions as they relate to compliance with the HAF statute and established guidance.

Instructions

Participant Information

Budget Reporting

Programmatic Information

Import Disaggregated Data

Disaggregated Application Data

Disaggregated Assistance Data

Geographic Data

Programs

Obligations & Expenditures Verification

Participant Compliance

Certification

*1. Did the HAF participant provide HAF mortgage assistance to homeowners with loans above the maximum conforming loan limit as defined in the HAF statute?
--None--

*2. Prior to disbursing HAF assistance to homeowners, did the HAF participant require homeowners to provide attestations that they experienced financial hardship after January 21, 2020?
--None--

*3. In determining income for each household applying for HAF assistance, did the HAF participant use HUD's definition of "annual income" in 24 CFR 5.609, adjusted gross income as defined for purposes of reporting on IRS Form 1040 series as mentioned in the HAF guidance, or other proxies approved in your HAF Grantee Plan?
--None--

*4. Did your program(s) Expend at least 60% of Monetary HAF assistance to homeowners with incomes less than the greater of 100% AMI or US Median Income?
--None--

*5A. Please enter the dollar amounts of Monetary HAF assistance that have been Obligated to Homeowners with incomes less than the greater of 100% AMI or US Median Income.
[Text Input Field]

*5B. Please enter the dollar amounts of Monetary HAF assistance that have been Expended to Homeowners with incomes less than the greater of 100% AMI or US Median Income.
[Text Input Field]

*6. Based on the submitted HAF plan, the HAF participant used the following definition for determining Socially Disadvantaged Individuals (SDIs).
Please confirm that the HAF participant used this definition to determine SDIs during the report quarter. Select 'confirm' if this definition is correct or 'deny' if the definition is incorrect and needs altered.
--None--

Figure 30 Participant Compliance Screen



1. Question One: Did the HAF participant provide HAF mortgage assistance to homeowners with loans above the maximum conforming loan limit as defined in the HAF statute?
 - Select “Yes” if the participant provided HAF mortgage assistance to Homeowners on loans above the maximum conforming loan limit; give a narrative explanation for “Yes” answers.
 - Otherwise, select “No.”
2. Question Two: Prior to disbursing HAF assistance to homeowners, did the HAF participant require homeowners to provide attestations that they experienced financial hardship after January 21, 2020?
 - Select “Yes” if the participant required attestation from HAF Homeowners to having experienced financial hardship after January 21, 2020.
 - Otherwise, select “No”. Provide a narrative explanation for “No” answers.
3. Question Three: In determining income for each household applying for HAF assistance, did the HAF participant use HUD’s definition of “annual income” in 24 CFR 5.609, adjusted gross income as defined for purposes of reporting on IRS Form 1040 series as mentioned in the HAF guidance, or other proxies approved in its HAF Plan?
 - Select “Yes” if the participant used HUD’s definition of “annual income”, adjusted gross income as defined for purposes of reporting on IRS Form 1040 series as mentioned in the HAF guidance, or other proxies approved in its HAF Plan when determining income for each household applying for HAF assistance.
 - Otherwise, select “No”. Provide a narrative explanation for “No” answers.
4. Question Four: Did your program(s) Expend at least 60% of Monetary HAF assistance to homeowners with incomes less than the greater of 100% AMI or US Median Income?
 - Select “Yes” if the participant Expended at least 60% of HAF assistance to Homeowners with income less than the greater of either 100% AMI or US Median Income.
 - Otherwise, select “No”. Provide a narrative explanation for all “No” answers.
- 5a. Question Five “A”: Please enter the dollar amounts of Monetary HAF assistance that have been Obligated to Homeowners with incomes less than the greater of 100% AMI or US Median Income.
 - Please enter the cumulative dollar amount of monetary HAF assistance **Obligated** to Homeowners with income less than the greater of either 100% AMI or US Median Income.
- 5b. Question Five “B”: Please enter the dollar amounts of Monetary HAF assistance that have been Expended to Homeowners with incomes less than the greater of 100% AMI or US Median Income.
 - Please enter the cumulative dollar amount of monetary HAF assistance **Expended** to Homeowners with income less than the greater of either 100% AMI or US Median Income.



6. Question Six: Based on the submitted HAF plan, the HAF participant specified a definition for determining Socially Disadvantaged Individuals (SDIs).

Please confirm that the HAF participant used this definition to determine SDIs during the report quarter. Select 'confirm' if this definition is correct or 'deny' if the definition is incorrect and needs altered.¹⁶

- A prepopulated SDI definition will be provided. This definition was pulled from your HAF Plan. Please review the definition prior to answering the next Yes/No question.
- Select “Yes” if the participant used the submitted definition of SDIs when determining SDIs among HAF Homeowners.
 - Otherwise, select “No”. Provide a narrative explanation for “No” answers.

I) SF-428

All HAF recipients must report on tangible personal property (equipment and supplies) acquired with HAF award funds during the award POP. On this screen, you will enter in information related to tangible personal property consistent with the Tangible Personal Property Report (SF-428-B form). The SF-428-B form is required if you acquired equipment with a per unit fair market value of about \$5,000 with the HAF award or if you have residual unused supplies with the total aggregate value above \$5,000 that was acquired with the HAF award. HAF participants are responsible for reporting on behalf of their subrecipients if their subrecipients used HAF award funds to acquire equipment or supplies, or both.

Per the Uniform Guidance, [2 CFR 200.1](#), tangible personal property includes [equipment](#) and [supplies](#). It does not include copyrights, patents or securities. A [computing device](#) is considered a supply if the acquisition cost is less than \$5,000 per unit, regardless of the length of its useful life.

Consistent with Uniform Guidance, [2 CFR 200.313\(e\)\(1\)](#), equipment acquired with HAF award funds with a current per unit fair market value of \$5,000 or less at the end of the award period of performance may be retained, sold, or otherwise disposed of by HAF recipients with no further responsibility to Treasury. Supplies acquired with HAF award funds with the total aggregate value of \$5,000 or less at the end of the award POP may also be retained by HAF recipients with no further responsibility to Treasury. Additionally, Treasury permits recipients with equipment with a per unit fair market value of more than \$5000 or unused supplies that have a total aggregate value of more than \$5,000 to be retained by the recipient if it is needed for another federal award or for activities for non-federally funded programs or projects for the government entities which have similar objectives as the HAF program.

i. Introduction

On this screen, you will be asked a series of questions related to equipment you acquired with HAF Funds to determine whether you need to complete an SF-428S and whether you have further responsibility to Treasury related to equipment.

¹⁶ Tribal governments and the Department of Hawaiian Home Lands will not be required to answer Data Element 6.



*Q1. Have you acquired equipment with a per unit acquisition cost greater than \$5,000 with HAF Funds?●

Yes

*Q2. Do you have residual unused supplies with an aggregate fair market value above \$5,000 that were acquired with HAF Funds?

Yes

*Q2(a). If you have residual unused supplies with an aggregate fair market value above \$5,000 that were acquired with HAF Funds, do you plan to utilize these supplies for another Federal or non-federal program?

No

*Q2(b). Please provide an estimate of current fair market value of your unused supplies acquired with HAF funds.

*Q2(c). Were these supplies originally acquired solely with HAF funds? (if acquisition costs were split with another program, please select No)

No

*Q2(c)i If acquisition costs of these supplies were split with another program, please provide the percentage share of HAF funds used for purchase.

Q2(d). After you sell your unused supplies, the total amount owed to the HAF program will be your sale proceeds minus your selling and handling costs, which cannot exceed \$500 or 10% of your sale proceeds, whichever is lesser. Once this sale has taken place, please contact HAF@treasury.gov for repayment instructions. If you have any comments, please provide here.

Figure 31 SF-428 Introduction pt. 1

1. Question One: Have you acquired equipment with a per unit acquisition cost greater than \$5,000 with HAF Funds?
 - a. If you answered “Yes,” to Question 1, an SF-428S tab will appear next to the Introduction tab that you will complete on the next screen.
2. Question Two: Do you have residual unused supplies with an aggregate fair market value above \$5,000 that were acquired with HAF funds?
 - a. Question Two (a): If you answer “Yes” to Question 2, you will be asked the following: If you have residual unused supplies with an aggregate fair market value above \$5,000 that were acquired with HAF Funds, do you plan to utilize these supplies for another Federal or non-federal program?
 - b. Question Two (b): If you answer “Yes” to Question 2, you will be asked the following: Please provide an estimate of current fair market value of your unused supplies acquired with HAF funds.
 - c. Question Two (c): If you answer “Yes” to Question 2, you will be asked the following: Were these supplies originally acquired solely with HAF funds? If acquisition costs were split with another program, please select “No”.
 - i. Question Two (c)i: If you answer “Yes” to Question 2(c), you will be asked the following: If acquisition costs of these supplies were split with another program, please provide the percentage share of HAF funds used for purchase.
 - d. Question Two (d): If you answer “Yes” to Question 2, you will be asked the following: After you sell your unused supplies, the total amount owed to the HAF program will be your sale proceeds minus your selling and handling costs, which cannot exceed \$500 or 10% of your sale proceeds, whichever is lesser. Once



this sale has taken place, please contact HAF@treasury.gov for repayment instructions. If you have any comments, please provide here.

* Q3. Have you sold residual supplies with an aggregate fair market value above \$5,000 that were acquired with HAF Funds?

Yes

* Q3(a). Please provide the sale proceeds of your residual supplies.

* Q3(b). Were these supplies originally acquired solely with HAF funds? (If acquisition costs were split with another program, please select No)

No

* Q3(b)i. If acquisition costs of these supplies were split with another program, please provide the percentage share of HAF funds used for purchase.

* Q3(c). Please provide the selling and handling expenses incurred while selling these supplies. Note that selling and handling expenses cannot exceed the lesser of \$500 or 10% of HAF-related proceeds.

Q3(d). The total amount owed to the HAF program for these supplies is $(Q3(a) * (Q3(b)i \text{ OR } 100\%) - Q3(c))$. If you have not already repaid the program, please contact HAF@treasury.gov for repayment instructions. If you have any comments, please provide here.

Figure 32 SF-428 Introduction pt. 2

3. Question Three: Have you sold residual supplies with an aggregate fair market value above \$5,000 that were acquired with HAF Funds?
 - a. Question Three (a): If you answer “Yes” to Question 3, you will be asked the following: Please provide the sale proceeds of your residual supplies.
 - b. Question Three (b): If you answer “Yes” to Question 3, you will be asked the following: Were these supplies originally acquired solely with HAF funds? (If acquisition costs were split with another program, please select No)
 - i. Question Three (b)i: If you answer “No” to Question 3(b), you will be asked the following: If acquisition costs of these supplies were split with another program, please provide the percentage share of HAF funds used for purchase.
 - c. Question Three (c): If you answer “Yes” to Question 3, you will be asked the following: Please provide the selling and handling expenses incurred while selling these supplies. Note that selling and handling expenses cannot exceed the lesser of \$500 or 10% of HAF-related proceeds.
 - d. Question Three (d): If you answer “Yes” to Question 3, you will be asked the following: The total amount owed to the HAF program for these supplies is $(Q3(a) * (Q3(b)i \text{ OR } 100\%) - Q3(c))$. If you have not already repaid the program, please contact HAF@treasury.gov for repayment instructions. If you have any comments, please provide here.



ii. SF-428S

The SF-428S screen will appear if you indicated you have acquired equipment with a per unit acquisition cost greater than \$5,000 with HAF Funds. You will be asked to enter individual pieces of equipment and return to the summary screen. If you have more than one piece of equipment, you will need to click “Add new equipment” and fill out items a-h for each piece of equipment. If the need arises, you may edit or delete existing equipment. You should create an SF-428S record for each piece of equipment you acquired with a per unit acquisition cost greater than \$5,000 with HAF Funds.

To begin, select “Add new equipment” to enter a new line item for each piece of equipment and fill in the corresponding information for items a-h. Note Award Number (a) will be prepopulated with your HAF Award FAIN.

Once you have selected “Add new equipment” the module displayed in Figure 33 will appear.

The screenshot shows the 'Add / Edit SF-428S Equipment' form. On the left is a sidebar with a menu: 'State, Local and Tribal Support HAF Compliance', 'Instructions', 'Participant Information', 'Budget Reporting', 'Programmatic Information', 'Programs', 'Obligations & Expenditures Verification', 'Participant Compliance', 'SF-428' (highlighted), and 'Certification'. The main form area has a tabbed interface with 'Introduction' and 'SF-428S' tabs. The 'SF-428S' tab is active, showing the 'SF-428 Equipment Information' form. The form fields are: 'Award Number (a)' (text input), '*GP or ACQ (b)' (dropdown menu with '--None--'), '*Description of Item (c)' (text area), '*Identification Number (d)' (text input), '*Acquired Date (e)' (calendar icon), '*Condition Code (f)' (dropdown menu with '--None--'), '*Acquisition Cost (In Dollars) (g)' (text input), and '*Disposition Request(h)' (dropdown menu with '--None--'). At the bottom are 'Create Equipment' and 'Cancel' buttons. Below the form are 'Back' and 'Next' buttons.

Figure 33 Add/Edit SF-428S Equipment

After selecting “Add new equipment”, you will be prompted to provide the equipment specific figures including:

- (a) Award Number. For Consolidated Annual Report Attachments, enter the Federal grant, cooperative agreement or other Federal financial assistance award instrument number



or other identifying number assigned to the Federal financial assistance award. For all other Report Attachments (i.e., Individual Annual, Final, and Disposition Request/Report) leave blank. **Note: This field will pre-populate with your HAF Award FAIN.**

- (b) GP or ACQ. Enter GP if the item is Federally-owned property. Note: Federally-owned property consists of items furnished by the Federal Government for use on the award identified in Block 1 or Column a. Enter ACQ if the item was acquired with award funds.
- (c) Description of Item. Provide a brief description of the item, **including Fair Market Value (\$\$)**.
- (d) Identification Number. Enter the manufacturer's serial number, model number, Federal stock number, national stock number, or other identification number.
- (e) Acquired Date. Enter the date the item was acquired by the recipient. For items furnished by the Federal Government, enter the date received by the recipient.
- (f) Condition Code. Enter the applicable condition code from the following list:
 - **1 Excellent.** Property that is in new condition or unused condition and can be used immediately without modification or repairs.
 - **4 Usable.** Property which shows some wear, but can be used without significant repair.
 - **7 Repairable.** Property which is unusable in its current condition but can be economically repaired.
 - **X Salvage.** Property which has value in excess of its basic material content, but repair or rehabilitation is impractical and/or uneconomical.
 - **S Scrap.** Property which has no value except for its basic material content.
- (g) Acquisition Cost. Enter the item acquisition cost.
- (h) Disposition Request. Indicate the type of disposition requested for each item from the following list:
 - Retain item for another Federal or non-federal program
 - Have already sold item for sales price greater than \$5,000
 - Have already sold item for sales price less than or equal to \$5,000
 - Plan to sell item

Once you have completed entering information on all equipment, select "Next" to continue.

m) Certification

On this screen, the Authorized Representative for Reporting (ARR) will be asked to certify information pertaining to the Quarterly Report and to confirm compliance with applicable regulations.^{17,18}

First, use the "Validate" button at the bottom of the page (see Figure 34) to check your draft report for errors. Errors will backfill through the previous screens to make error-fixing easier.

Once validation is passed, click the "Certify and Submit" button to complete the report submission.

¹⁷ <https://www.justice.gov/archives/jm/criminal-resource-manual-903-false-statements-concealment-18-usc-1001>

¹⁸ <https://www.justice.gov/civil/false-claims-act>



- State, Local and Tribal Support
HAF Compliance
- Instructions
- Participant Information
- Budget Reporting
- Programmatic Information
- Import Disaggregated Data
- Disaggregated Application Data
- Disaggregated Assistance Data
- Geographic Data
- Programs
- Obligations & Expenditures Verification
- Participant Compliance
- Certification

Certification

I certify that the information provided is accurate and complete after reasonable inquiry of people, systems, and other information available to the HAF participant. The HAF participant and the undersigned acknowledges the a materially false, fictitious, fraudulent statement or representation (or concealment or omission of material fact) in this submission may be subject of criminal prosecution and also may subject myself and the HAF participant to civil penalties and/or administrative remedies for false claims or otherwise. The undersigned is an authorize representative of the HAF participant with authority to make the above certifications and representation on behalf of the HAF participant.

By signing this report, the Authorized Representative for Reporting acknowledges in accordance with 31 CFR 35.4(c) that participants shall provide to the Secretary periodic reports providing detailed accounting of the uses of funds, as applicable, all modifications to a State's or Territory's tax revenue sources, and such other information as the Secretary may require for the administration of this program. In addition to regular reporting requirements, the Secretary may request other additional information as may be necessary or appropriate, including as may be necessary to prevent evasions of the requirements of this program. False statements or claims made to the Secretary may result in criminal, civil or administrative sanctions, including fines, imprisonment, civil damages and penalties, debarment from participating in Federal awards or contacts, and/or any other remedy available by law.

Name and Title of Certifying Official

Name
Jane Doe

Email Address
notreal@not.real

Title
HAF State Coordinator

Certification (Re-enter your name to certify)

Before submitting your report, validate your data by clicking the button below. Any inconsistencies or required items that are missing will be listed so that you can complete or correct your entries. After completing or correcting your entries, click validate again to re-check your data. When all error have been resolved, the Certify and Submit button will be enabled.

Validate

Certify and Submit


Back

Figure 34 Certification Screen



n) HAF Compliance Report Survey

After the Authorized Representative for Reporting (ARR) has successfully Certified and Submitted their report, an optional 5 question “HAF Compliance Report Survey” will appear. Your honest assessment of HAF Quarterly Reporting is appreciated.

 Treasury COVID-19 Relief Hub

HAF Compliance Report Survey

Thank you for submitting your HAF Quarterly Report. We invite you to take a brief survey to help Treasury improve the HAF program. Your participation is voluntary. We appreciate your feedback.

- How satisfied were you with the login and navigation of the portal?

Highly
Dissatisfied

★ ★ ★ ★ ★

Highly
Satisfied
- How satisfied were you with manually reporting in the Report?

Highly
Dissatisfied

★ ★ ★ ★ ★

Highly
Satisfied
- How satisfied were you with reporting via bulk upload in the Report?

Highly
Dissatisfied

★ ★ ★ ★ ★

Highly
Satisfied
- How satisfied were you with the overall HAF reporting experience?

Highly
Dissatisfied

★ ★ ★ ★ ★

Highly
Satisfied
- What do you think Treasury could improve about the HAF reporting experience?
Provide any comments here:

Figure 35 HAF Compliance Report Survey



Section IV. Final Annual Report

a) Instructions

Upon opening the Final Annual Report, you will land on an instructions page. Please read the instructions as they are essential to understand before completing the subsequent screens. After reading the instructions, please select “Next” at the bottom of the page or use the Navigation Bar on the left of Treasury’s Portal to move to the next screen.

b) Participant Information

You will review and confirm information on your organization and use the text box to note any discrepancies in the information displayed on this screen. Participant Information will be pre-populated from your HAF Application file.

5. Review Participant Information prepopulated from your HAF Application and note any information that needs to be updated in the text box (see Figure 36).
6. Review & verify the names and contact information for individuals the recipient has designated for key reporting roles for the HAF Program displayed on the screen (see Figure 37).

Participant Information

Please verify that you are an authorized representative of the HAF participant and confirm the accuracy of the HAF participant's profile.

The screenshot shows a form titled "Participant Information" with the following fields:

Entity Name	Type	
[Redacted]	State/DC	
UEID	TIN	
[Redacted]	[Redacted]	
CFDA#	FAIN#	
[Redacted]	[Redacted]	
Address		
[Redacted]		
City	State	Zip
[Redacted]	[Redacted]	[Redacted]

Please report discrepancies (if any) on the above information.

[Text box for discrepancies]

Figure 36 Participant Information Example



Contacts

The current list of HAF-related contacts for the Participant is shown below. This list can be managed by designated HAF Account Administrators through the Treasury Covid-19 Relief Hub, or by clicking the Manage Contact button below. Please ensure that this list is accurate before submitting this report.

	Name	Title	Email	Roles
1	HAF Tester 5	HAF UAT Tester	haf.test5@aol.com	HAF - Account Administrator; HAF - Authorized Representative

Manage Contacts

Opens in new tab/window

Figure 37 Contact List Example

If changes to the Participant Information are needed, use the discrepancy textbox (see Figure 36). If changes to the Point of Contact List are required, click on the “Manage Contacts” box shown in Figure 37 and see Appendix A for instructions on how to add, delete, or edit contact information. If you have other questions regarding Participant information, please contact us at HAF@treasury.gov.

After completing this screen, please select “Save and Next” to continue.



c) Community Engagement & Outreach

On this screen, you will be asked to provide information about ongoing HAF community engagement and outreach efforts. You will need information about the Participant's outreach expenditures during the period of performance (from Award Date to present), and community-based organizations that the Participant has interacted with.

* 1. Did you continue outreach to communities over the period of performance (Award Date through present)?

--None--

* 2. Please provide the total amount spent on outreach in the period of performance (Award Date through present)?

3. You identified the community-based organizations and providers of counseling services or legal assistance listed below in your HAF Participant Plan or a previous report. Please indicate whether you have performed outreach in the period of performance (Award Date through present) to each organization or provider by tapping "Provide Data" and selecting Yes or No.

Search

Records per page: 10 Page: 1 of 0

Organization or Provider Name	Type	Outreach Performed	Provide Data
1 Test	Community Organization		Provide Data

4. Did you perform outreach in the period of performance (Award Date through present) to any community-based organizations or providers of counseling services or legal assistance that are not on the list above? If so, use the button below to add these organizations and providers to the list.

Add a new Org or Provider

Figure 38 Community Engagement Screen

1. Question One Data Element: Continued Community Outreach

Use the dropdown provided to indicate whether the Participant continued outreach to communities once the HAF Program over the period of performance (Award Date through present).

- o Select "Yes" if the Participant continued community outreach efforts over the period of performance of the Participants HAF Programs.
- o If the Participant did not continue community outreach efforts, select "No".



2. Question Two Data Element: Community Engagement Expenditures

- Please enter the amount of funds spent on outreach over the period of performance (Award Date through present)

3. Question Three Data Element: Community-Based Organizations

- Use the table provided to answer a series of questions regarding the community-based organizations listed on the Participant's HAF Participant Plan.

o Table Column One Data Element: Community Based Organization Name

- o The first column of the table provided is pre-populated with community-based organizations listed on the Participant's HAF Participant Plan.
- o No user-input is required.

o Table Column Two Data Element: Type

- o The second column of the table provided is pre-populated with community-based organizations type.
- o No user-input is required.

o Table Column Three Data Element: Outreach Performed

- o The third column of the table provided is pre-populated with a checkmark if outreach is performed as indicated by the module filled out in the fourth column of this table "Provide Data".
- o No user-input is required.

o Table Column Four Data Element: Provide Data

- o Use the module provided in the fourth column of the table to Provide Data. For each community-based organization click on "Provide Data" to enter information on outreach performed with the community-based organization in the period of performance (Award Date to present).

4. Community-based organization Engagement in the Reporting Period

- o After clicking on "Provide Data", the screen shown in Figure 39 will appear. Review and if necessary, update organizational information on this page.
- o Select Yes or No under "Outreach Activity" for each of the community-based organization listed on the Participant's HAF Plan that the Participant performed outreach to during this reporting period.



- o If the Participant has reached out to the listed community-based organization check “Yes”.
- o If the Participant has not reached to out the listed community-based organization check “No”.
- o Save your information to return to the Community Engagement & Outreach page.
- o Repeat for each community-based organization listed on the Participant’s HAF Participant Plan

New Community-Based Organization or Provider

Organization / Provider Information

*Type
Community Organization

*Name
Community Helpers

Website (URL)
www.helper.org

*Street Address 1
1 main

Street Address 2

*City
my town

*State
Virginia

*Zip Code
22191

☐ Primarily Serves LMI ☐ Addresses Impact of Housing

Outreach Activity

*Did you perform outreach to this organization or provider during the reporting period?

Figure 39 - Community-Based Organization Engagement

5. Question Four Data Element: Other Community-Based Organizations

- Use the "Add a new Org or Provider" button shown in Figure 40 to add community-based organizations not listed on the Participant’s HAF Participant Plan.
- Please note that Participant’s will need to know the following information to add other community-based organizations not listed on the Participant’s HAF Plan:
 - o Type (Community Organization / Provider)
 - o Name
 - o Website
 - o Street Address



4. Did you perform outreach to any community-based organizations or providers of counseling services or legal assistance that are not on the list above? If so, use the button below to add these organizations and providers to the list.

[Add a new Org or Provider](#)

[Save and Back](#) [Save Information](#) [Save and Next](#)

Figure 40 Add New Community-Based Organization

When all information on the Participant's Community Engagement & Outreach has been recorded, click "Save Information" or "Save and Next" at the bottom of the page.

d) Performance Goals

In this section, you will be asked to provide information about the progress on achieving the goals identified in your HAF Plan. The performance goals submitted in your last Annual Report will be pre-populated in the Final Annual Report for review and updates. You will need to provide information about your progress on achieving your HAF Plan Goals, and a narrative description of your progress on achieving those goals. To enter performance data, click the "Provide Data" button provided in the fourth column shown in Figure 41 to open the Performance Record screen shown in Figure 42.

Performance Goals

You identified the measurable outcomes listed below in your HAF Participant Plan. Please report a status and the measurable results for each goal, and provide a narrative description of performance related to the goal, by clicking "Provide Data" in each line of the table below.

You can also add new performance goals for the next Annual Reporting cycle using the button below the table.

Records per page: 10 Page: 1 of 0

Title	Program Design Element	Status	Provide Data
1	Mortgage Reinstatement		Provide Data
2	Payment Assistance for Delinquent Property Taxes		Provide Data
3	Mortgage Reinstatement		Provide Data

[Add a New Goal](#)

Figure 41 Performance Goals



1. Question One Data Element: HAF Plan Goals Progress

- o Use the table shown below in Figure 42 to provide information on the Participant's progress on its HAF Plan Goals.
- o Figure 41 Column One: Goal Title
 - o The first column of the table will populate with the title you enter in the table that opens when you click "Provide Data" in the fourth column of this table.
 - o No User-Input is required.
- o Figure 41 Column Two: Program Design Element
 - o The second column of Figure 41 is pre-populated with the program-design elements impacted by measurable outcomes identified in the Participant's HAF Participant Plan.
 - o No User-Input is required.
- o Figure 41 Column Three: Status
 - o The third column of the table will be populated with the goal status you select in the table that opens when you click "Provide Data" in the fourth column of Figure 41.
 - o No User-Input is required.
- o Figure 41 Column Four: Provide Data (Narrative Description of Target Outcome Goal)
 - o Upon clicking on "Provide Data" in the fourth column of the table in Figure 41, the table in Figure 42 will appear for you to enter the following:
 1. Goal title
 2. Goal Status
 3. Actual measurable results
 4. Narrative description

After Participant has completed 1-5 for the Performance Goal, save your data and repeat for the remaining Performance Goals.



Performance Record

<p>* Goal Title <input type="text"/> <small>Please provide a short recognizable title for this goal.</small></p> <p>* Goal Description Disburse allocated HAF funds quickly from initial inquiry through disbursement of funds to reduce mortgage delinquency among targeted populations.</p>	<p>* Design Element Mortgage Reinstatement</p> <p>* Metric of success -Mortgage Reinstatement Program: disburse 50% of allocated funds by 12/31/2022 -Average application processing time, from initial inquiry through disbursement of funds less than 60 days</p>
---	---

<p>* Status <input type="text" value="--None--"/></p> <p>* Actual measurable results <input type="text"/></p>	<p>* Narrative description and comments <input type="text"/></p>
---	--

Figure 42 – Performance Record

2. Question Two Data Element: Add a New Goal

Use the “Add a New Goal” button shown in the lower left corner of Figure 41 if you plan to add new performance goals for the upcoming year.

- o Upon clicking the “Add a New Goal” button the table shown in Figure 43 will appear, and you will be asked to fill out the following information on the newly added goal:
 - o Goal Title
 - o Design Element
 - o Goal Description
 - o Metric of Success
 - o Status
 - o Actual Measurable Results
 - o Narrative Description and Comments



New Performance Goal

<p>* Goal Title</p> <input type="text"/> <p><small>Please provide a short recognizable title for this goal.</small></p>	<p>* Design Element</p> <div>--None--</div>
<p>* Goal Description</p> <input type="text"/>	<p>* Metric of success</p> <input type="text"/>
<p>* Status</p> <div>Select an Option</div>	
<p>* Actual measurable results</p> <input type="text"/>	<p>* Narrative description and comments</p> <input type="text"/>

Cancel

Add New Goal

Figure 43 - New Performance Goal

e) Methods for Targeting

On this screen (Figure 44), you will be asked to provide information about the Participant's Methods for Targeting Homeowners eligible for HAF assistance. You will need to provide information about the Participant's Targeting methods including challenges, successes, and results.

Methods for Targeting

* 1. Please provide an update on your targeting plan including challenges, successes, etc.

* 2. Has the targeting plan put forth in the HAF Plan achieved the desired results?

No

* If you selected 'no', please explain what did not work.

Save and Back

Save Information

Save and Next

Figure 44 Methods for Targeting



1. Question One Data Element: Targeting Plan Update

Use the text box to provide a narrative update on the Participant's Overall Targeting Plan.

- o Use this as an opportunity to describe any successes or challenges faced in Targeting.

2. Question Two Data Element: Targeting Plan Desired Results

Use the dropdown provided to indicate if the Participant's Targeting Plan has achieved the desired results.

- o Select "Yes" if the Participant's Targeting plan has achieved all desired outcomes.
- o Select "No" if the Participant's Targeting plan has not achieved all desired outcomes, provide a narrative description for all "No" answers.
 - o If "No" is selected, Participant will be provided an opportunity to describe any adjustments made after the Participant identified the Participant's Targeting plan was not achieving all desired outcomes.

f) Best Practices & Coordination

On this screen (Figure 45), you will be asked to provide information on how the Participant coordinated with housing agencies and identified best practices for coordination with servicers. You will need information about the Participant's coordination efforts and related best practices.

Best Practices and Coordination

*1. Have you coordinated with any of these agencies? (FHA, VA, USDA, GSE's, State or Local Agencies that hold mortgage portfolios)

No

*2. Have you coordinated with servicers?

No

Save and Back Save Information Save and Next

Figure 45 Best Practices & Coordination



1. Question One Data Element: Coordination with Housing Agencies

Use the dropdown to indicate whether the Participant coordinated with any of the listed Housing Agencies

- Select “Yes” if the Participant coordinated with any of the agencies listed in Question One.
 - o If “Yes”, please provide best practices and information on coordination efforts.
- Select “No” if the Participant did not coordinate with any of the agencies listed in Question One.

2. Question Two Data Element: Coordination with Servicers

Use the dropdown to indicate whether the Participant coordinated with servicers.

- Select “Yes” if the Participant coordinated with servicers.
 - o If “Yes” provide a narrative description of best practices identified by the Participant when coordinating with servicers.
- Select “No” if the Participant did not coordinate with servicers.



g) Certification

On the Certification screen shown in Figure 46, you will be asked two questions about interest earned on HAF award funds. HAF participants that earn interest on HAF award funds in excess of the \$500 threshold pursuant to 2 CFR 200.305(b)(9) must remit earned interest using the Department of Health and Human Services Payment Management System (PMS).

After answering questions 1 and 2, an Authorized Representative for Reporting (ARR) will need to validate the report (click the “Validate” button). Once your Annual Report is successfully validated (after correcting errors, if any), the ARR will be asked to enter their name (Name must match the name of the user that logged into the portal) prior to clicking on the “Certify and Submit” button to submit the Annual Report.

Certification

*1. How much in interest did you earn on HAF award funds in your last fiscal year?

*2. If you earned interest in excess of \$500, did you remit that earned interest to the Department of Health and Human Services Payment Management System (PMS)?

No

*If no, please explain.

Statement

I certify that the information provided is accurate and complete after reasonable inquiry of people, systems, and other information available to the HAF participant. The undersigned acknowledges that any materially false, fictitious, fraudulent statement, or representation (or concealment or omission of a material fact) in this submission may be the subject of criminal prosecution under the False Statements Accountability Act of 1996, as amended, 18 USC 1001, and also may subject me and the HAF participant to civil penalties, damages, and administrative remedies for false claims or otherwise (including under 31 USC 3729 et seq.) The undersigned is an authorized representative of the HAF participant with authority to make the above certifications and representations on behalf of the HAF participant.

Name

Title

Email Address

Certification (Re-enter your name to certify)

Validate

Certify and Submit

Figure 46 Certification Screen

1. Question One Data Element: How much in interest did you earn on HAF award funds in your last fiscal year?



- Please enter the dollar amount of interest earned on HAF funds in your last fiscal year.
2. Question Two Data Element: If you earned interest in excess of \$500, did you remit earned interest to the Department of Health and Human Services Payment Management System (PMS)?
- Select “Yes” if the Participant did remit earned interest to the Department of Health and Human Services Payment Management System (PMS) in Participant's last fiscal year.
 - Select “No” if the Participant had earned interest in excess of \$500 in its last fiscal year and did not remit earned interest to the Department of Health and Human Services Payment Management System (PMS).
 - Select “N/A – Interest earned less than \$500” if the Participant had earned interest of less than \$500 on HAF Award Funds in its last fiscal year and did not remit earned interest on HAF Funds to PMS.
3. Question Three Data Element: if you answered “No” to Question 2, a text box will appear and prompt you to explain why no earned interest was submitted.
- If you had earned interest in excess of \$500 in your last fiscal year and you did not remit earned interest to the Department of Health and Human Services Payment Management System (PMS), indicate how much interest was earned on HAF funds in your last fiscal year and please explain why interest was not remitted.

Use the “Validate” button at the bottom of the page (see Figure 46) to check your draft report for errors. Errors will backfill through the previous screens to make error-fixing easier.

Once validation is passed, the ARR will need sign the report digitally by entering their name in the text box presented and click the “Certify and Submit” button to complete the report submission.



Section V. Financial Closeout Confirmation Module

The Financial Closeout Confirmation module provides information on HAF participants' obligations and expenditures for their HAF award covering the period from Award Date through Present. The screens will help HAF participants navigate through the Financial Closeout Confirmation module in Treasury's Portal as follows:

- a) Instructions
 - i. Budget Reporting Updates
 - ii. Program Income Updates
- b) Certification

a) Instructions

Upon opening the Financial Closeout Confirmation Module, you will land on an Instructions page (see Figure 47). Please read the instructions as they are essential to understand before completing the subsequent screens. Please also review items (a) through (f), the formula components used to calculate item (g), Treasury's Calculated Total Balance Due to Treasury.

Instructions

Below is the current record of your award financials related to closeout based on Treasury disbursements for your HAF award and data reported in your Final Quarterly Report submission. These figures will be used to calculate the final unobligated balance for your award.

Review the information in items (a) to (g). Items (b) and (d) are taken from your Final Quarterly Report; if updates are needed to your budget reporting obligations or program income earned, you will have the opportunity to make updates to those figures and the Treasury Calculated Unobligated Balance field will update accordingly.

If you have questions or concerns related to these calculations or the pre-populated data provided by Treasury related to the total award amount disbursed or disallowed costs, please contact HAF@treasury.gov. Items (e) and (f) are related to final interest earned and expended, and will need to be provided by you and calculated as of the last day of the prior month.

(a) Total Award Amount Disbursed by Treasury	\$ [REDACTED]
(b) Total Award Amount Obligated by Participant	\$ [REDACTED]
Do you need to update the obligations/expenditures figures that you provided in your HAF close-out report submitted on 10/14/2024?	--None--
(c) Total Disallowed Costs	\$ [REDACTED]
(d) Total Program Income Earned	\$ [REDACTED]
Do you need to update the program income figures that you provided in your HAF close-out report submitted on 10/14/2024?	--None--
* (e) How much of the interest earned on your HAF award have you expended for the duration of your award? (i.e., from the date of award disbursement through the date you submitted your Final Reports to Treasury)	0.00
* (f) How much interest have you earned on your HAF award since submission of the Final Report to Treasury through the last day of the prior month?	0.00
(g) Treasury Calculated Total Balance Due to Treasury	\$ [REDACTED]

[Save Information](#) [Next](#)

Figure 47 Instructions Screen with Total Balance Due to Treasury formula and components



- (a) **Total Award Amount Disbursed by Treasury:** This amount reflects the total amount disbursed by Treasury for your HAF award and will not be editable by the HAF participant in the Financial Closeout Confirmation Module.
- (b) **Total Award Amount Obligated by Participant:** This amount is based on Budget Reporting data you submitted to Treasury in the Participant's Final Quarterly Report.
 - i. Do you need to update the obligations and/or expenditures figures that you provided in your HAF closeout report submitted on [date]?
 - o Select "Yes" if the Participant has updates to make to the obligations and/or expenditures figures provided in the HAF Final Quarterly Report. Budget Reporting Updates are described in section i below, and any updates made will result in a recalculation of item (b) Total Award Amount Obligated by Participant on the Instructions screen.
 - o Select "No" if the Participant has no updates to make to the obligations and/or expenditures figures provided in the HAF Final Quarterly Report. Item (b) Total Award Amount Obligated by Participant on the Instructions screen will remain unchanged.
- (c) **Total Disallowed Costs:** If Treasury is made aware of any disallowed costs prior to or during the closeout process, this amount will be reflected here and will not be editable by the Participant in the Financial Closeout Confirmation Module.
- (d) **Total Program Income Earned:** This amount is based on Program Income data you submitted to Treasury in the Participant's Final Quarterly Report.
 - i. Do you need to update the program income figures that you provided in your HAF closeout report submitted on [date]?
 - o Select "Yes" if the Participant has updates to make to the program income figures provided in the HAF Final Quarterly Report. Program Income Updates are described in section ii below, and any updates made will result in a recalculation of item (d) Total Program Income Earned on the Instructions screen.
 - o Select "No" if the Participant has no updates to make to the program income figures provided in the HAF Final Quarterly Report. Item (b) Total Award Amount Obligated by Participant on the Instructions screen will remain unchanged.
- (e) **How much of the interest earned on your HAF award have you expended for the duration of your award? (i.e., from the date of award disbursement through the date you submitted your Final Reports to Treasury)** This amount must be entered by the Participant in the Financial Closeout Confirmation Module. The amount must be greater than or equal to \$0.
- (f) **How much interest have you earned on HAF award since submission of the Final Report to Treasury through the last day of the prior month?** This amount must be entered by the Participant in the Financial Closeout Confirmation Module. The amount should be greater than \$0.



(g) **Treasury Calculated Total Balance Due to Treasury:** This amount is calculated based on items (a) through (f).

i. Budget Reporting Updates

If the Participant selects “Yes” to the question “Do you need to update the obligations and/or expenditures figures that you provided in your HAF closeout report submitted on [date]?” a Budget Reporting Updates section will appear as a new tab at the top of the Instructions screen (see Figure 48). Either click the “Next” button at the bottom of the Instructions page, or select the Budget Reporting Updates tab button above the Instructions page, to continue to the section.

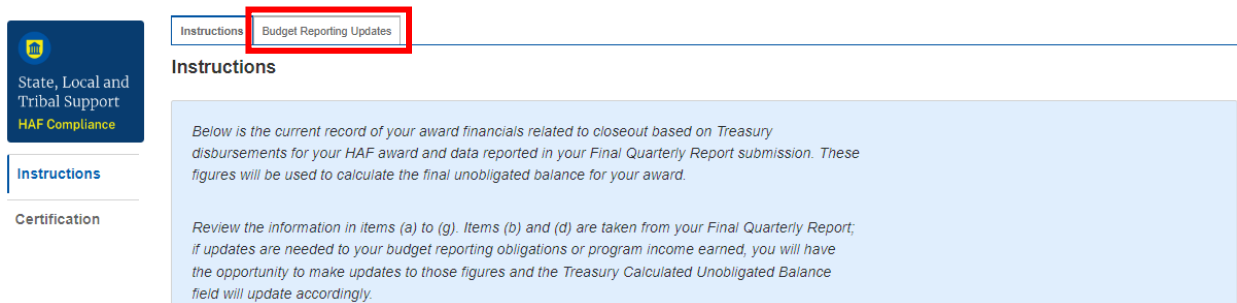


Figure 48 Budget Reporting Updates tab navigation

On this screen, a table with the approved budgeted amount and cumulative obligations submitted in the Budget Reporting section of the Participant’s Final Quarterly Report will be presented along with a new Updated Cumulative Obligations column at the end of the table (see Figure 49). To make updates, identify the Budget item that requires update, hover over the Updated Cumulative Obligations column, and a pencil icon will appear. Click on the pencil icon to update the cumulative obligation and/or expenditure amount in that cell. Repeat for all Budget items for which the Participant has Updated Cumulative Obligation amounts to report since the date of the Participant’s Final Quarterly Report submission:

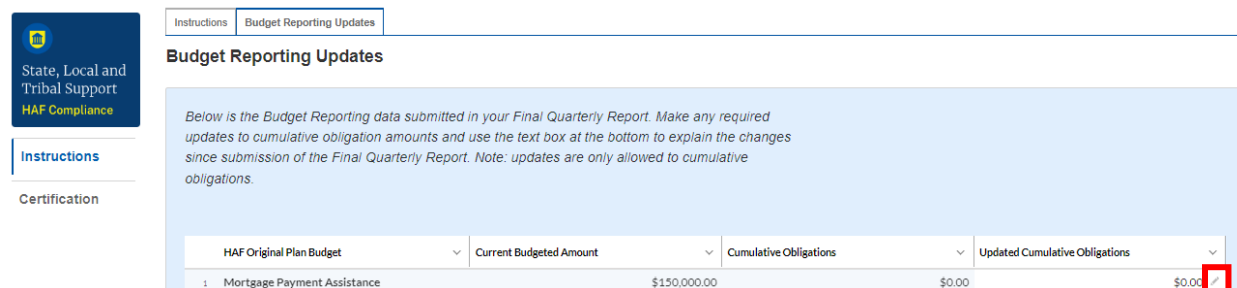


Figure 49 Budget Reporting Updates

Below the table, the Participant will also be required to submit an explanation for any budget reporting updates made to the data submitted in the Participant’s Final Quarterly Report (see Figure 50). Use the text box to provide the explanation.



Figure 50 Budget Reporting Updates Explanation

Click on “Save Information” at the bottom of the screen to save the updated cumulative obligation amounts and explanation. Item (b) Total Award Amount Obligated by Participant on the Instructions screen will update with the updated cumulative obligations reported in the Budget Reporting Updates section.

ii. Program Income Updates

If the Participant selects “Yes” to the question “Do you need to update the program income figures that you provided in your HAF closeout report submitted on [date]?” a Program Income Updates section will appear as a new tab at the top of the screen (see Figure 51). Either click the “Next” button at the bottom of the Instructions page or select the Program Income Updates tab button above the Instructions page, to continue to the section.

Figure 51 Program Income Updates tab navigation

On this screen, a table with the Program Income Earned Cumulative and Program Income Expended Cumulative amounts reported in the Participant’s Final Quarterly Report will be presented along with new Updated Program Income Earned Cumulative and Updated Program Income Expended Cumulative columns at the end of the table (see Figure 52). To make updates, identify the Program Name that requires update, hover over the pre-populated Updated Program Income Earned Cumulative or Updated Program Income Expended Cumulative values, and a pencil icon will appear. Click on the pencil icon to update the Program Income Earned Cumulative or Program Income Expended Cumulative amount in that cell. Repeat for all program activities for which the Participant has updated Program Income Earned Cumulative or Program Income Expended Cumulative amounts to report since the date of the Participant’s Final Quarterly Report submission:



State, Local and Tribal Support
HAF Compliance

Instructions

Certification

Instructions | Budget Reporting Updates | **Program Income Updates**

Program Income Updates

Below is the Program data submitted in your Final Quarterly Report. Make any required updates to program income earned and program income expended and use the text box at the bottom to explain the changes since submission of the Final Quarterly Report. Report any changes to income earned and income expended through September 30, 2026.

	Program Name	Program Income Earned Cumulative	Program Income Expended Cumulative	Updated Program Income Earned Cumulative	Updated Program Income Expended Cumulative
1	Test program	\$200.00	\$100.00	\$200.00	\$100.00
2	Totals	\$200.00	\$100.00	\$200.00	\$100.00

Figure 52 Program Income Updates

Below the table, you will also be required to submit an explanation for any program income updates made to the data submitted in your Final Quarterly Report (see Figure 53). Use the text box to provide the explanation.

*Program Income Updates Explanation

Sample explanation.

Back

Save Information

Next

Figure 53 Program Income Updates Explanation

Click on “Save Information” at the bottom of the screen to save your Updated Program Income Earned Cumulative amounts and explanation. Item (d) Total Program Income Earned on the Instructions screen will update with your Updated Program Income Earned Cumulative amount(s) reported in the Program Income Updates section.

b) Certification

On this screen your Total Balance Due to Treasury will be displayed, the Participant will select a point of contact for coordinating the return of funds to Treasury, and the Participant will validate and certify the submission.

At the top of the screen, the calculated Total Balance Due to Treasury will be displayed based on the formula components presented in the Instructions screen, including any updates to cumulative obligations, updates to program income, and earned interest amounts reported (see Figure 54). If you have questions about the Total Balance Due to Treasury before certification, please send us an email at HAF@treasury.gov.



Instructions

Certification

Certification

Based on the latest unobligated award funds, program income, and interest earned figures, see below the calculated total balance due to Treasury for your HAF award. Please review and certify, and provide the name of the contact who should receive communication in the event Treasury needs to contact you regarding return of funds.

Total Balance Due to Treasury

\$164,497.00

Figure 54 Certification Screen: Total Balance Due to Treasury

In the next part of the Certification section, Participants will select a point of contact for coordinating the balance due to Treasury (see Figure 55). If you need to enter a point of contact not listed, please follow the instructions outlined in the [POC Contact Update User Guide](#).

Select the name, email, and phone number of a point of contact who should receive further communication from Treasury regarding the return of HAF funds. If you need to enter a point of contact not currently listed in a HAF role below, follow [POC Contact Update User Guide](#)

* Point of Contact for Returning the Funds

Select a POC

Name

Email Address

Title

Phone

Figure 55 Certification Screen: Point of Contact for Returning Funds

At the end of this screen, an Authorized Representative for Reporting (ARR) will be asked to certify information in the Financial Closeout Confirmation Module.

First, use the “Validate” button at the bottom of the page (see Figure 56) to check your draft submission for errors.

Once validation is passed, the ARR will need to sign the report digitally by entering their name in the text box presented and click the “Certify and Submit” button to complete the submission.



Statement

I certify that the information provided is accurate and complete after reasonable inquiry of people, systems, and other information available to the HAF participant. The undersigned acknowledges that any materially false, fictitious, fraudulent statement, or representation (or concealment or omission of a material fact) in this submission may be the subject of criminal prosecution under the False Statements Accountability Act of 1996, as amended, 18 USC 1001, and also may subject me and the HAF participant to civil penalties, damages, and administrative remedies for false claims or otherwise (including under 31 USC 3729 et seq.) The undersigned is an authorized representative of the HAF participant with authority to make the above certifications and representations on behalf of the HAF participant.

Name

Email Address

Title

*Certification (Re-enter your name to certify)

Validate

Certify and Submit

Figure 56 Certification Screen: Validate and Certify



Appendix A – Designating HAF Points of Contact by HAF Account Administrators

This section provides brief instructions for HAF Account Administrators on accessing Treasury's Portal to provide officials' names and contact information to be designated as your organization's points of contact for the HAF award. One person may be designated for multiple roles or multiple people may be designated to each of the three individual roles. The following pages offer step-by-step guidance.

Note the screens noted below may be subject to change.

Section A: Instructions

Step 1

All users must be registered via ID.me or Login.gov to access Treasury's Portal. If you have questions about registering in ID.me or Login.gov, please email us at HAF@treasury.gov.

Step 2

Once you are registered in ID.me or Login.gov, click on the link in the email you received requesting the POC designations. If you do not have the email link, please email us via HAF@Treasury.gov, and the link will be provided.

Step 3

The link will take you to Treasury's Portal State, Local, and Tribal Support landing page below. Once on that page, click on the Go to Your Reports button at the bottom left of the screen, as indicated by the red box below.

Welcome to the Treasury Programs supporting State, Territory, Tribal, and Local Government as part of the 2021 American Rescue Plan.

State and Local Fiscal Recovery Funds (SLFRF)
\$350 billion available for state, territory, Tribal, and local governments to support the public health response and lay the foundation for a strong and equitable economic recovery.

Emergency Rental Assistance (ERA)
\$21.6 billion available for state, territory, and local governments to assist households that are unable to pay rent and utilities.

Homeowner Assistance Fund (HAF)
Nearly \$10 billion available for state, territory, and Tribal governments to provide relief for our country's most vulnerable homeowners.

Capital Projects Fund (CPF)
\$10 billion available for state, territory, freely associated state, and Tribal governments for capital projects designed to jointly and directly enable work, education, and health monitoring, which includes the provision and improvement of broadband infrastructure where it is lacking.

Submission Process
Depending on if you are a state, territory, local, or Tribal government, you will be eligible for different programs.
You now have a login and 24/7 access to this portal. You have two options while working on the submission/s - save your progress or submit the submission. If you save, you can return and edit information as needed. To resume working on a draft submission, click on "Submissions" using the navigation to the left of the page. This will bring you to your list of submissions, click "Edit" button to continue working. Once you submit and certify the agreement, you cannot edit your information for that particular program without reaching out to Treasury to re-open the case and edit.
Ready to get started? Click "Go To Your Submissions" below.

[Go To Your Submissions](#)

Compliance Process
You now have a login and 24/7 access to this portal. You have two options while working on your compliance report(s) - save your progress or submit the report. If you save, you can return and edit information as needed. To resume working on a draft report, click on "Compliance Reports" using the navigation to the left of the page. This will bring you to your list of compliance reports, click "Edit" button to continue the process.
NOTE: Once a compliance report is certified it cannot be reopened. Contact the Treasury to reopen a case.
Ready to get started? Click "Go to your Reports" below.

[Go To Your Reports](#)

Figure 57 State, Local and Tribal Support Landing Page



Step 4

The Go to Your Report button will take you to the Submissions and Compliance page. Once on that page, click on the three-line navigation icon at the top left of the screen. The red box indicates the icon.

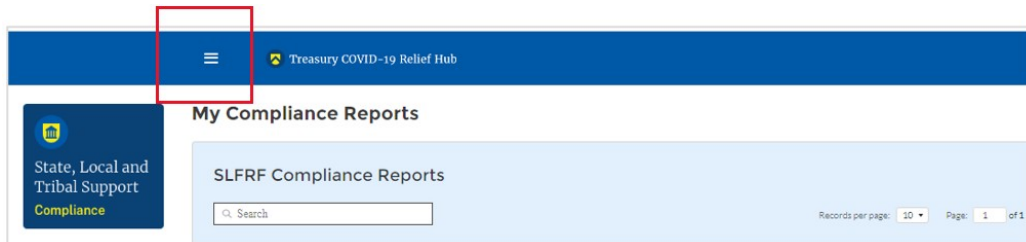


Figure 58 My Compliance Reports

Step 5

After clicking on the three-line navigation icon, a drop-down menu will appear on the top left of the screen, as shown below. Please click on “Account” from the drop-down menu, as indicated by the red box below.

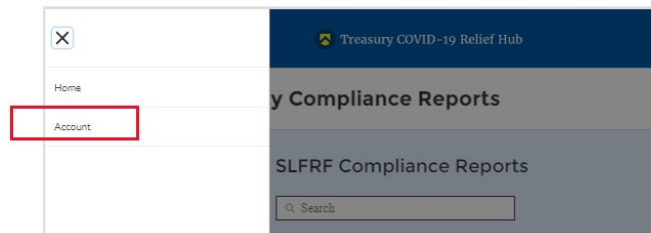


Figure 59 Account

Step 6

Next, you will see the screen below. Under the “Account Name” heading, click on your organization’s name (as shown by the red box).

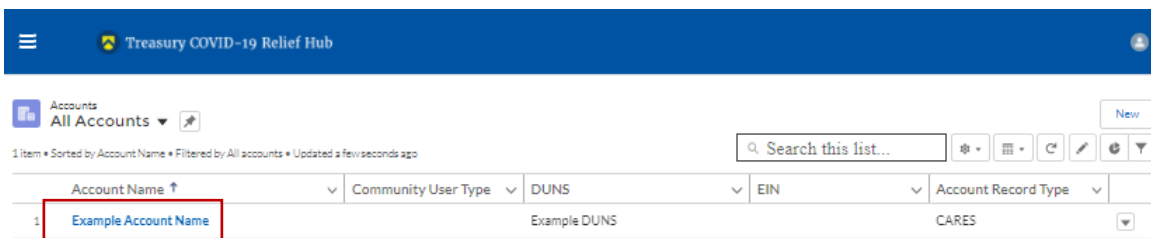


Figure 60 Account Name



Step 7

By clicking your organization's name, Treasury's Portal will open to allow you to provide names and contact information on your organization's designees for the HAF reports, as shown below. The landing page includes basic information about the designations. Please see section B for more details about the roles and responsibilities for each of the three roles.

Treasury COVID-19 Relief Hub

Introduction

Certification

Designation Form

Account Administrator, Point of Contact for Reporting, and Authorized Representative for Reporting

Each award recipient must designate up to three individuals to serve as Treasury's lead contacts for reporting.

There are three distinct roles, as follows:

Account Administrator - Individual authorized to maintain your organization's list of designated individuals for reporting in the Treasury Portal.

Point of Contact for Reporting - Individual responsible for receiving official Treasury notifications about reporting on the award including alerts about upcoming reporting, requirements, and deadlines. The Point of Contact for Reporting will also be responsible for completing the reports on the award.

Authorized Representative for Reporting - Individual responsible for certifying and submitting official reports on behalf of the award recipient. The Authorized Representative will also be responsible for communications with Treasury on such matters as extension requests and amendments of previously submitted reports. The official reports may include special reports, monthly reports, quarterly reports, interim reports and final reports.

The Point of Contact for Reporting may be the same individual identified as the Authorized Representative for Reporting. The Account Administrator may be designated for these roles as well.

User Instructions

- 1) Please go to the "Certification" tab and complete the official certification that you are authorized by the recipient/grantee to submit names of individuals, who are authorized to act on behalf of the recipient in the roles identified above for purposes of reporting on its award under the program.
- 2) Go to the "Designation Form" tab and complete the brief form providing the names and contact information for your organization's designees for the award.

Figure 61 Landing Page

Step 8

When you are ready to designate individuals, click on the Certification button on the left navigation bar, as noted in the red box shown below.

Treasury COVID-19 Relief Hub

Introduction

Certification

Designation Form

Account Administrator, Point of Contact for Reporting, and Authorized Representative for Reporting

Each award recipient must designate up to three individuals to serve as Treasury's lead contacts for reporting.

There are three distinct roles, as follows:

Account Administrator - Individual authorized to maintain your organization's list of designated individuals for reporting in the Treasury Portal.

Point of Contact for Reporting - Individual responsible for receiving official Treasury notifications about reporting on the award including alerts about upcoming reporting, requirements, and deadlines. The Point of Contact for Reporting will also be responsible for completing the reports on the award.

Authorized Representative for Reporting - Individual responsible for certifying and submitting official reports on behalf of the award recipient. The Authorized Representative will also be responsible for communications with Treasury on such matters as extension requests and amendments of previously submitted reports. The official reports may include special reports, monthly reports, quarterly reports, interim reports and final reports.

The Point of Contact for Reporting may be the same individual identified as the Authorized Representative for Reporting. The Account Administrator may be designated for these roles as well.

User Instructions

- 1) Please go to the "Certification" tab and complete the official certification that you are authorized by the recipient/grantee to submit names of individuals, who are authorized to act on behalf of the recipient in the roles identified above for purposes of reporting on its award under the program.
- 2) Go to the "Designation Form" tab and complete the brief form providing the names and contact information for your organization's designees for the award.

Figure 62 Certification

Step 9

On the "Official Certification of Authorization" screen, enter your name to indicate you are authorized to submit the names of the designated individuals. Once you enter your name, click on the Submit button.



The screenshot shows the 'Treasury COVID-19 Relief Hub' interface. On the left, there is a navigation bar with three items: 'Introduction', 'Certification', and 'Designation Form'. The 'Certification' item is currently selected. The main content area is titled 'Official Certification of Authorization'. It contains a paragraph of text stating that the user certifies they are authorized by the recipient/grantee to submit names of individuals authorized to act on behalf of the recipient. Below this text is a text input field for the 'Signature of Account Administrator [Type name/signature equivalent:]'. At the bottom of the form, there is a blue 'Submit' button, which is highlighted with a red rectangular box.

Figure 63 Official Certification of Authorization

Step 10

Next, click on the Designation Form button on the left navigation bar, as noted by the red box shown below.

This screenshot is similar to the previous one, showing the 'Treasury COVID-19 Relief Hub' interface. In this view, the 'Designation Form' item in the left navigation bar is highlighted with a red rectangular box. The 'Official Certification of Authorization' form is still visible in the background, but the focus is on the navigation bar.

Figure 64 Designation Form

Step 11

The Designation Form button will open the “Designation of Account Administrator, Point of Contact for Reporting, and Authorized Representative for Reporting” screen shown below.

The screenshot shows the 'Designation of Account Administrator, Point of Contact for Reporting, and Authorized Representative for Reporting' form. The left navigation bar now has 'Designation Form' selected. The main content area is titled 'Program Name: Emergency Rental Assistance' and 'Designation of Account Administrator, Point of Contact for Reporting, and Authorized Representative for Reporting'. It contains instructions for providing contact information for up to three individuals. Below the instructions, there are several input fields for personal information: Salutation (a dropdown menu), First Name, Middle Name, Last Name, Suffix, Title, Phone, Email, and Name of Entity/Organization. To the right of these fields is a 'Program-Roles' section with two large empty boxes. At the bottom of the form, there are two buttons: 'Complete' and 'Edit my current roles'. Below the buttons is a table header with columns for Name, Title, Phone, Email, and Roles.

Figure 65 Designation of Account Administrator, Point of Contact of Reporting, and Authorized Representative for Reporting



You can use the Designation Form to enter the names and contact information for each of the three designations for each of your HAF allocations.

The roles for the HAF allocations are displayed as follows:

- HAF – Account Administrator
- HAF – Point of Contact for Reporting
- HAF – Authorized Representative for Reporting

The Designation Form screen shows nine data fields for entering the required information about the designated individual. These include:

- Salutation (optional)
- First Name
- Middle Name (optional)
- Last Name
- Suffix (optional)
- Title
- Phone
- Email
- Name of Entity/Organization (Recipient entity)

Note: The screen will display a list at the bottom of the screen with the names and contact information of individuals (if any) who have previously been designated for any of the three roles. This list will be important in maintaining and updating your organization's designees in the future.

- a. Designation of the Account Administrator
 - Remember, we have temporarily authorized you as the HAF – Account Administrator. There is no need to re-enter your name and contact information if you plan to continue in that role.
 - If you need to designate someone else as the HAF Account Administrator:
 - o Find your name at the bottom of the screen.
 - o Hit the blue Edit button located to the right of your name.
 - o Enter the name and contact information of the new HAF Account Administrator.
 - o Hit the blue Complete button.
- b. Designation of Point of Contact for Reporting and Authorized Representative for Reporting
 - Enter the next designee's name and contact information.
 - After entering the designee's name and required contact information, select the Program Role(s) for which they are being designated.
 - Once the role is selected, click on the small arrow to the right of the role, which will move the role to the box on the right.



- Click on the Complete button at the bottom of the screen.
- Follow the same process for each of the remaining designees.
- When you have entered all three designations, please press the Complete button.
- As a final step, go to the icon on the upper right of the screen as shown below to exit the system.

Figure 66 Designation Form

Section B: Questions and Answers

Who is authorized to designate the Account Administrator, the Point of Contact for Reporting, and the Authorized Representative for Reporting for my organization's HAF's award?

- Treasury requests that each HAF participant follow its own decision-making procedures in making the three designations for each award.

What is the deadline for making the designation?

- Treasury requests that users of Treasury's Portal make the three designations as soon as possible to enable your organization to submit its Annual Performance Report.



What are the responsibilities for each of the three designated roles?

- **Account Administrator** for the HAF award has the administrative role of maintaining the names and contact information of the designated individuals for HAF reporting. The Account Administrator is also responsible for working within your organization to determine its designees for the roles of Point of Contact for Reporting and Authorized Representative for Reporting and providing their names and contact information via Treasury's Portal. The Account Administrator can also view and submit reports. Finally, the Account Administrator is responsible for making any changes or updates as needed over the award period. We recommend that the Account Administrator identify an individual to serve in their place in the event of staff changes.
- **Point of Contact for Reporting** is the primary contact for receiving official Treasury notifications about reporting on the HAF award, including alerts about upcoming reporting, requirements, and deadlines. The Point of Contact for Reporting is responsible for completing the HAF reports but cannot certify and submit these reports.
- **Authorized Representative for Reporting** is responsible for certifying and submitting official reports on behalf of the HAF award recipient. Treasury will accept reports or other official communications only when submitted by the Authorized Representative for Reporting. The Authorized Representative for Reporting is also responsible for communications with Treasury on extension requests and amendments of previously submitted reports. The official reports may include special reports, monthly reports, quarterly reports, and final reports.

May my organization designate one individual for multiple roles?

- Yes, an individual may be designated for multiple roles. For example, the individual designated as the Account Administrator can also be designated as the Authorized Representative for Reporting or Point of Contact for Reporting. It is also acceptable for an organization to designate one individual for all three roles; however, it should also adhere to any applicable personnel checks and balances rules.

May my organization designate more than one individual per role?

- Yes, you may designate more than one person per role but are encouraged to limit the number of users assigned to each role.

May my organization change the designations from time to time?

- Yes, an organization may make changes and updates to the list of designated individuals whenever needed.

Must each of the designated individuals register for using Treasury's Portal?

- Yes, each individual designated for any of the roles must register with ID.me or Login.gov before being given access to Treasury's Portal. Please contact us at the email address below for more information and guidance on registering with ID.me or Login.gov. If you are already registered with ID.me, you do not have to register to Login.gov to access your reports.





Additional Questions or Additional Assistance?

- If you have additional questions about accessing or using Treasury's Portal to provide the designees' names and contact information, please email us at HAF@treasury.gov.

