

Screenshots

Main Menu

The screenshot shows the 'Main Menu' page of the United States Census Survey ABS system. The page has a header with the NSTL logo, 'ABS', and the 'United States Census Survey' logo. Below the header is a navigation bar with 'Main Menu' and 'Save and Logout'. The main content area is titled 'Main Menu' and contains a paragraph of instructions. Below the instructions is a table with columns: Action, Status, Company Address, Survey Preview, and View/Print Responses. The table has one row with a 'Start' button, 'Not Attempted' status, and company address: ABC COMPANY 800, ELECTRONIC COMPANY 800, 800 HEADQUARTERS ROAD, SUITLAND, MD 20233. At the bottom of the page are links for Privacy, Business Statement, Accessibility, and Security.

01/18/14 10:00:00 AM 01/18/14 10:00:00 AM

United States Census Survey

Main Menu Save and Logout

Main Menu

Please complete the survey below by clicking the 'Start' or 'Resume' button. You will have an opportunity to review your responses at the end. Please use the 'Previous' or 'Save & Continue' buttons to navigate through the survey. We do not recommend using the 'Back' button in your web browser. This survey includes questions about the owners of this business, R&D activities, innovation, financing, technology, and sustainability and climate. Not all sections of the survey may be applicable to your business or organization. Therefore, you may not see certain sections. To preview the survey questions and sections, please click the Survey Preview pdf below. You are able to save and exit the survey at any time, and your responses will be kept.

Action	Status	Company Address	Survey Preview	View/Print Responses
Start	Not Attempted	ABC COMPANY 800 ELECTRONIC COMPANY 800 800 HEADQUARTERS ROAD SUITLAND, MD 20233		

The letters PDF or the icon indicate a document is in the Portable Document Format (PDF). To view the file you will need the Adobe® Reader, which is available for free from the Adobe web site.

[Privacy](#) [Business Statement](#) [Accessibility](#) [Security](#)

Mailing Address

The screenshot shows the 'Mailing Address' page of the United States Census Survey ABS system. The page has a header with the NSTL logo, 'ABS', and the 'United States Census Survey' logo. Below the header is a navigation bar with 'Main Menu' and 'Save and Logout'. The main content area is titled 'Mailing Address' and contains a paragraph of instructions. Below the instructions are input fields for Attention (Optional), Name1, Name2 (Optional), Street, City, State (a dropdown menu), and Zip. At the bottom of the page are buttons for 'Previous' and 'Save & Continue', and links for Privacy, Business Statement, Accessibility, and Security.

01/18/14 10:00:00 AM 01/18/14 10:00:00 AM

United States Census Survey

Main Menu Save and Logout

Mailing Address

Please correct any errors in the information below. If you have an address outside the United States, call 1-888-824-9954, Monday through Friday, 8:00 a.m. to 8:00 p.m. Eastern time.

Attention (Optional):

Name1:

Name2 (Optional):

Street:

City:

State:

Zip: -

[Previous](#) [Save & Continue](#)

[Privacy](#) [Business Statement](#) [Accessibility](#) [Security](#)

Section E: Research Activities at Nonprofit Organizations



ABS

OMB No.: xxxxx-xxxx

OMB Expiration Date: xx/xx/xxxx



Main Menu

Save and Logout

Section E: Research Activities at Nonprofit Organizations

The following section collects information on your organization and asks about research performed and/or funded by your organization. For the purposes of this survey, your organization is defined as all units included in your Internal Revenue Service (IRS) Form 990 or IRS Form 990-PF filings. Only organizations headquartered in the United States are eligible for this survey. The reporting period for this section is your organization's fiscal year ending in 2023.

Estimates are acceptable. Report all items to the best of your ability.

< Previous

Next >


Privacy

Burden Statement

Accessibility

Security


E.1 Nonprofit Organizations: Organization Affiliation



ABS

OMB No.: xxxxx-xxxx

OMB Expiration Date: xx/xx/xxxx



Main Menu

Save and Logout

Nonprofit Organizations: Organization Affiliation

E.1 Is your organization affiliated with or considered part of another for-profit, nonprofit, or higher education organization?
For example, a specific hospital foundation, university research entity, etc.

☐ Yes
 If yes, specify:

☐ No

< Previous

Save & Continue >

Privacy

Burden Statement

Accessibility

Security

E.2 Nonprofit Organizations: Total Expenses

ABS

OMB No. 1545-0047OMB E.O. 13526-001

United States
Census
Bureau

[Main Menu](#)[Save and Logout](#)

Nonprofit Organizations: Total Expenses


E.2 What was the consolidated total amount of your organization's expenses for 2023 as (would be) reported on your IRS Form 990s, line 18, or IRS Form 990-PFs, line 26, total expense and disbursements for column (a) revenue and expenses per books?
Round to the nearest one thousand dollars. If none, report zero.

\$,000

[< Previous](#)[Save & Continue >](#)

[Privacy](#)[Burden Statement](#)[Accessibility](#)[Security](#)

E.3 Nonprofit Organizations: Number of Employees

ABS

OMB No. 1545-0047OMB E.O. 13526-001

United States
Census
Bureau

[Main Menu](#)[Save and Logout](#)

Nonprofit Organizations: Number of Employees

E.3 For the pay period including March 12, 2023, how many people worked for your organization?

Include:

- Full- and part-time employees.

Exclude:

- Temporary employees and consultants.

[< Previous](#)[Save & Continue >](#)

[Privacy](#)[Burden Statement](#)[Accessibility](#)[Security](#)



E.4 Nonprofit Organizations: Fiscal Year End

The screenshot shows the 'Nonprofit Organizations: Fiscal Year End' form. At the top, there are logos for NSF, ABS, and the United States Census Bureau. A navigation bar includes 'Main Menu' and 'Save and Logout'. The main heading is 'Nonprofit Organizations: Fiscal Year End'. Below it, a red box with 'E.4' asks 'In what month did your organization's Fiscal Year (FY) 2023 end?'. There are two tabs: 'Month' (selected) and 'Year'. Under the 'Month' tab, there is a dropdown menu showing 'Month' and the year '2023'. At the bottom of the form, there are two buttons: '< Previous' and 'Save & Continue >'. Below the form, there are four links: 'Privacy', 'Data Statement', 'Accessibility', and 'Security'.

Nonprofit Organizations: Research Performed

The screenshot shows the 'Nonprofit Organizations: Research Performed and/or Funded by Your Organization Instructions' form. At the top, there are logos for NSF, ABS, and the United States Census Bureau. A navigation bar includes 'Main Menu' and 'Save and Logout'. The main heading is 'Nonprofit Organizations: Research Performed and/or Funded by Your Organization Instructions'. Below it, there is a paragraph explaining the purpose of the survey: 'The next questions ask about research performed and/or funded by your organization. Please read the information below before continuing. By research we mean... For the purposes of this survey, research includes research and experiment development'. There are two columns of text. The left column is titled 'Research and experimental development' and the right column is titled 'Most likely do not need the resources for research'. Both columns have a list of bullet points. At the bottom of the form, there are two buttons: '< Previous' and 'Next >'. Below the form, there are four links: 'Privacy', 'Data Statement', 'Accessibility', and 'Security'.

E.5 Nonprofit Organizations: Research Performed


ABS
OMB No. 3045-0046 OMB Exp. Date 12-31-2020


[Main Menu](#)
[Save and Logout](#)

Nonprofit Organizations: Research Performed by Your Organization

E.5 Did your organization perform research in FY 2023?

Include:

- Research performed by your organization's employees or contract employees. (Contract employees are individuals contracted to work on projects otherwise fully performed by your organization's staff.)

Exclude:

- Research performed outside your organization by subcontractors or subawardees. (Report in E.6 Research Performed by Others.)



☐ Yes
☐ No

If you would like to add additional detail or clarification to your response, please comment in the space provided below.

[< Previous](#)
[Save & Continue >](#)

[Privacy](#)
[Burden Statement](#)
[Accessibility](#)
[Security](#)

E.6 Nonprofit Organizations: Research by Others


ABS
OMB No. 3045-0046 OMB Exp. Date 12-31-2020


[Main Menu](#)
[Save and Logout](#)

Nonprofit Organizations: Research Performed by Others

E.6 Did your organization fund research performed by others outside your organization in FY 2023?

Include:

- All grants, contracts, subcontracts, and subawards awarded by your organization to external recipients to perform research.

Exclude:

- Research performed by your organization's employees
- Research performed by contract employees (Contract employees are individuals contracted to work on projects otherwise fully performed by your organization's staff.)

☐ Yes
☐ No

If you would like to add additional detail or clarification to your response, please comment in the space provided below.

[< Previous](#)
[Save & Continue >](#)

[Privacy](#)
[Burden Statement](#)
[Accessibility](#)
[Security](#)

E.7 Nonprofit Organizations: Funding for Research



ABS

1004-5 - Survey Data 1004-6 - Survey Data 1004-7 - Survey Data 1004-8 - Survey Data



Home Menu

Save and Logout

Nonprofit Organizations: Funding for Research Performed by this Organization

E.7 In FY 2023, how much was spent on research performed within your organization?

Report to the nearest one thousand dollars. If none, report zero.

Include:

- Direct costs, such as salaries and wages, travel, equipment, supplies, consulting, and other expenditures directly supporting your organization's research project.
- Indirect costs associated with research, such as overhead and administrative costs and charges for space, utility, facility costs, depreciation, etc. These should be calculated using your organization's applicable fringe overhead and General and Administrative (G&A) or Facilities and Administrative (F&A) rates.

Exclude:

- Capital expenditures (i.e., costs for construction or renovation of facilities). Report capital expenditures in upcoming questions E.10 - E.20.
- Payments made in excess of the actual cost of the research work performed (e.g., fees).
- Payments made by your organization to subcontractors or subawardees performing research outside your organization.

\$,000

If you would like to add additional detail or clarification to your response, please comment in the space provided below.

[Previous](#)

[Save & Continue](#)

[Home](#)


[Survey Data](#)

[Account](#)


[Logout](#)

E.8 Nonprofit Organizations: Research Funding Sources

OMB No. xxx-xxxx OMB Expiration Date: xx/xx/xxxx



ABS



Main MenuSave and Logout

Nonprofit Organizations: Research Funding Sources

E.8 How much of the **\$274,000** in funding for research performed by this organization came from each of the following sources?
Round to the nearest one thousand dollars. If none, report zero.

	Domestic	Foreign	Total
a. Internal funds: Your organization's own funds from your endowment, general donations, or other unrestricted sources. <i>Report only domestic sources for this item.</i>	\$ <input type="text"/> ,000	N/A	\$ <input type="text"/> ,000
b. Federal government: Any agency of the U.S. government. Include funds your organization received as a subcontractor or subawardee for research activities on federal projects. <i>Report only domestic sources for this item.</i>	\$ <input type="text"/> ,000	N/A	\$ <input type="text"/> ,000
c. State and local government: Any state, county, municipality, or other local government entity in the United States. <i>Report only domestic sources for this item.</i>	\$ <input type="text"/> ,000	N/A	\$ <input type="text"/> ,000
d. Individual donors: Gifts designated by the donors for research.	\$ <input type="text"/> ,000	\$ <input type="text"/> ,000	\$ <input type="text"/> ,000
e. Businesses: Domestic and foreign for-profit organizations. Report funds from a company's nonprofit foundation in Row g .	\$ <input type="text"/> ,000	\$ <input type="text"/> ,000	\$ <input type="text"/> ,000
f. Universities: Domestic and foreign degree-granting institutions.	\$ <input type="text"/> ,000	\$ <input type="text"/> ,000	\$ <input type="text"/> ,000
g. Foundations and all other nonprofits: Domestic and foreign public charities and other nonprofit organizations not reported in Row f .	\$ <input type="text"/> ,000	\$ <input type="text"/> ,000	\$ <input type="text"/> ,000
h. Other, specify: All other sources not reported above. <input type="text"/>	\$ <input type="text"/> ,000	\$ <input type="text"/> ,000	\$ <input type="text"/> ,000
Total	\$ <input type="text"/> ,000	\$ <input type="text"/> ,000	\$ <input type="text"/> ,000


< Previous


Save and Continue >

[Privacy](#)[Burden Statement](#)[Accessibility](#)[Security](#)

E.9 Nonprofit Organizations: Research Performance by Field

OMB No. : xxx-xxxx OMB Expiration Date: xx/xx/xxxx

 ABS



Main Menu Save and Logout

Nonprofit Organizations: Research Performance by Field

E.9 How much of the **\$160,000** in funding for research performed by this organization was spent in each of the following fields?
Round to the nearest one thousand dollars. If none, report zero.

a. Agricultural Sciences and Natural Resources and Conservation: e.g., Agricultural sciences, Animal sciences, Applied horticulture, Fishing and fisheries science, Food science and technology, Forestry, Natural resources and conservation, Plant sciences, Soil sciences, Veterinary medicine, or Veterinary sciences	\$ <input type="text"/> ,000
b. Biological, Biomedical, and Health Sciences: e.g., Biochemistry, biophysics, molecular biology; Biotechnology; Botany; Cell biology; Epidemiology; Genetics; Medicine; Neuroscience; Public health; or Zoology	\$ <input type="text"/> ,000
c. Engineering: e.g., Aerospace, aeronautical, and astronautical engineering; Bioengineering and biomedical engineering; Chemical engineering; Civil engineering; Electrical, electronic, and communications engineering; Industrial and manufacturing engineering; Mechanical engineering; or Metallurgical and materials engineering	\$ <input type="text"/> ,000
d. Geosciences, Atmospheric Sciences, and Ocean Sciences: e.g., Atmospheric sciences and meteorology, Geological and earth sciences, or Ocean and marine sciences	\$ <input type="text"/> ,000
e. Mathematics, Statistics, and Computer and Information Sciences: e.g., Computer sciences, Information sciences, Information technology, Mathematics, or Statistics	\$ <input type="text"/> ,000
f. Physical Sciences: e.g., Astronomy and astrophysics, Chemistry, Materials science, or Physics	\$ <input type="text"/> ,000
g. Psychology and Social Sciences: e.g., Anthropology; Archaeology; Criminology; Economics; Geography; Linguistics; Political science and government; Psychology; Public policy analysis; or Sociology, demography, and population studies	\$ <input type="text"/> ,000
h. Humanities: e.g., English language and literature, letters; Foreign languages and literature; History; or Philosophy and religious studies	\$ <input type="text"/> ,000
i. Other Fields: e.g., Business management and business administration; City, urban community, and regional planning; Communication and communications technologies, Education, Law, Library science, Social work, or Visual and performing arts	\$ <input type="text"/> ,000
Total	\$ <input type="text"/> ,000

< Previous

Save & Continue >

[Privacy](#)[Burden Statement](#)[Accessibility](#)[Security](#)

E.10 Nonprofit Organizations: Clinical Trials




[Main Menu](#)
[Save and Logout](#)

Nonprofit Organizations: Clinical Trial Research



E.10 What percentage of the \$160,000 in funding for research performed by this organization was for medical clinical trials phases I-III?
Report percentages in whole numbers. If none, report zero.

%

[< Previous](#)
[Save & Continue >](#)

[Privacy](#)
[Data Statement](#)
[Accessibility](#)
[Security](#)

E.11 Nonprofit Organizations: Type of Research

[Main Menu](#)
[Save and Logout](#)

Nonprofit Organizations: Type of Research

E.11 For each of the following, indicate the percentage of the total research funding for this organization that was spent on the following activity.
Report percentages in whole numbers. If none, report zero.

Activity	Percentage
Basic research: research that is not directly related to a specific problem or application, but is intended to advance knowledge in a field.	<input type="text"/> %
Applied research: research that is directly related to a specific problem or application, but is intended to advance knowledge in a field.	<input type="text"/> %
Developmental research: research that is directly related to a specific problem or application, and is intended to develop a new product or process.	<input type="text"/> %
Translational research: research that is directly related to a specific problem or application, and is intended to translate basic research into a new product or process.	<input type="text"/> %
Other research: research that is not directly related to a specific problem or application, but is intended to advance knowledge in a field.	<input type="text"/> %


Total: %

If you could not add these percentages to 100 percent, please explain in the space provided below.

[< Previous](#)
[Save & Continue >](#)


[Privacy](#)
[Data Statement](#)
[Accessibility](#)
[Security](#)

E.12 Nonprofit Organizations: Research by Type of Cost



Annual Business Survey

OMB No.: xxxxx-xxxx OMB Expiration Date: xx/xx/xxxx



Main MenuSave and Logout

Nonprofit Organizations: Research Performance by Type of Cost

E.12 How much of the **\$200,000** spent on research performed within your organization was for each of the following types of costs?

a. Salaries, wages, and fringe benefits of your organization's employees

- Include costs for all compensation and benefits of employees that are included in the total reported on E.7.
- Include payroll taxes, such as Social Security and Medicare.

\$,000

b. Costs associated with contract employees working on your organization's research

\$,000

c. Depreciation and amortization on property, plant, equipment, and intangible assets

- Include depreciation on tangible research assets such as buildings or equipment as well as the amortization of intangible assets such as patents.

\$,000

d. Expensed machinery and equipment

- Include all equipment purchases for research that are beneath your organization's capitalization threshold.

\$,000

e. Materials and supplies

- Include costs for materials and supplies consumed for research

\$,000

f. All other costs

- Include administrative and overhead costs clearly associated with your organization's research.

\$,000

Total


\$,000

< Previous

Save & Continue >


[Privacy](#)[Burden Statement](#)[Accessibility](#)[Security](#)

E.13 Nonprofit Organizations: Research Employee Type



ABS

OMB No.: xxxxx-xxxx OMB Expiration Date: xx/xx/xxxx



Main MenuSave and Logout

Nonprofit Organizations: Research Employees for Nonprofit Organizations

E.13 Of the **700** employees reported, how many worked on research activities in FY 2023?

Include:

- Only your organization's paid employees.

Exclude:

- Contract employees. (Report in E.15 Research Contract Employees for Nonprofit Organizations.)

a. Researchers (including scientists, engineers, and their managers): Professionals engaged in the conception or creation of new knowledge

b. Research technicians: Staff who work under the supervision of researchers to conduct research activities

c. Other support personnel (clerical and other): Staff who provide direct support services for the research project

Total



< Previous

Save & Continue >

[Privacy](#)[Burden Statement](#)[Accessibility](#)[Security](#)

E.14 Nonprofit Organizations: Full-time Equivalents

OMB No. 3045-0047 OMB Exp. date: 10/31/2022

 ABS 

Main Menu Save and Logout

Nonprofit Organizations: Research Full-time equivalents for Nonprofit Organizations

E.14 How many full-time equivalents (FTEs) worked on *research activities* in FY 2023?

FTE research personnel are calculated as the total working (paid) hours spent working on research during a specific reference period (usually a calendar year) divided by the number of hours representing a full-time schedule within the same period. Include only your organization's paid employees. For example, if you have three people working 20, 30, and 40 hours in a week on research activities and a full-time schedule is 40 hours a week at your organization, your research FTE calculation is $(20 + 30 + 40)/40 = 2.25$ FTE.

a. Researchers (including scientists, engineers, and their managers): Professionals engaged in the conception or creation of new knowledge.	<input type="text"/>
b. Research technicians: Staff who work under the supervision of researchers to conduct research activities.	<input type="text"/>
c. Other support personnel (clerical and other): Staff who provide direct support services for the research project.	<input type="text"/>
Total	<input type="text"/>



Previous

Save & Continue

[Privacy](#) [Burden Statement](#) [Accessibility](#) [Security](#)

E.15 Nonprofit Organizations: Contract Employees

OMB No. 3045-0047 OMB Exp. date: 10/31/2022

 ABS 

Main Menu Save and Logout

Nonprofit Organizations: Research Contract Employees for Nonprofit Organizations

E.15 a. Did any contract employees work on your *research activities* in FY 2023?

Contract employees are individuals contracted to work on projects otherwise fully performed by your organization staff.

☒ Yes
☐ No

b. If "Yes," how many contract employees worked on your research activities during FY 2023?

Previous

Save & Continue

[Privacy](#) [Burden Statement](#) [Accessibility](#) [Security](#)

E.16 Nonprofit Organizations: Volunteers

 ABS

United States
Census
Bureau

Main MenuSave and Logout

Nonprofit Organizations: Research Volunteers for Nonprofit Organizations

E.16 a. Did any volunteers work on your research activities in FY 2023?

Volunteers are unpaid workers contributing appreciable and essential activity to research performed by your organization. Their research skills should be comparable to those of your employees. Individuals funded by other sources to conduct research at your organization should not be considered volunteers.

☐ Yes

☒ No

b. If "Yes," how many volunteers worked on your research activities during FY 2023?

[< Previous](#)

[Save & Continue >](#)

E.17 Nonprofit Organizations: Research by Other Organizations

NSF ABS United States Census Bureau

Main Menu Save and Logout

Nonprofit Organizations: Funding for Research Performed by Other Organizations

E.17 In FY 2023, how much funding did your organization provide to others to perform research activities?

Include:

- All grants, contracts, subcontracts, and subawards awarded by your organization to external recipients to perform research.
- All multi-year awards, include only the amount paid to the external recipient in FY 2023.

Exclude:

- Research performed by contract employees.

a. Research grants or contracts: include grants or contracts awarded by your organization to external recipients to perform independent research.	\$,000
b. Subcontracts and subawards: include subcontracts and subawards awarded by your organization to external recipients to support your own research activities.	\$,000
Total	\$,000

If you would like to add additional detail or clarification to your response, please comment in the space provided below.

[Previous](#) [Save & Continue](#)

[Privacy](#) [Burden Statement](#) [Accessibility](#) [Security](#)

E.18 Nonprofit Organizations: Total Capital Expenditures

NSF ABS United States Census Bureau

Main Menu Save and Logout

Nonprofit Organizations: Total Capital Expenditures for Your Organization

E.18 What was the amount of this organization's capital expenditures in FY 2023?

\$,000

[Previous](#) [Save & Continue](#)

[Privacy](#) [Burden Statement](#) [Accessibility](#) [Security](#)

E.19 Nonprofit Organizations: Total Capital Expenditures

 **ABS**



[Main Menu](#) [Save and Logout](#)

Nonprofit Organizations: Total Capital Expenditures for Research Operations

E.19 How much of the **\$1,000** in capital expenditures was for research operations?

- Organizations should allocate capital expenditures that benefit both research and other operations on a reasonable basis.
- None of the costs reported here should be included in **E.7 Funding for Research Performed by this Organization**.


\$


,000

[< Previous](#) [Save & Continue >](#)

[Privacy](#) [Burden Statement](#) [Accessibility](#) [Security](#)

E.20 Nonprofit Organizations: Capital Expenditure by Type of Cost

 **ABS**



[Main Menu](#) [Save and Logout](#)

Nonprofit Organizations: Total Capital Expenditures for Research Operations by Type of Cost

E.20 How much of the **E.19 Total Capital Expenditures for Research Operations** in capital expenditures for research operations was for the following?
Report to the nearest one thousand dollars. If none, report zero.

a. Land and acquisition of land acquired for research and development (R&D) use, including land purchased for building construction	\$ <input type="text"/>	,000
b. Buildings and land improvement: Buildings constructed or purchased for R&D use. If the building is constructed or purchased for mixed use, please report the estimated proportion of the cost that is for R&D.	\$ <input type="text"/>	,000
c. Equipment: Major (capital) machinery and equipment acquired for use in the performance of R&D.	\$ <input type="text"/>	,000
d. Capitalized software: Computer software that is used in the performance of R&D for more than one year. Include long-term licenses and the acquisition of computer software, as well as production costs for internally produced software.	\$ <input type="text"/>	,000
e. All other capital expenditures for research operations: All other expenditures used in the performance of R&D. Include purchased patents, long-term licenses, or other intangible assets used in R&D that had an expected useful life of more than one year.	\$ <input type="text"/>	,000
Total	\$ <input type="text"/>	,000

[< Previous](#) [Save & Continue >](#)

[Privacy](#) [Burden Statement](#) [Accessibility](#) [Security](#)