

Select demographic questions incl

ID	Variable	Screen
0	introduction	0
A	HHRESP	
B	AGE	
C	MARITL	
D	AFEVER	
E	EDUCA	
F	CERT1	
G	HSPNON	
H	RACE	

uded for context before labor force series

Question
<RTI Intro/Consent>
What is your name?
What is your age?
What is your marital status?
Did you ever serve on active duty in the U. S. Armed Forces?
What is the highest level of school you have completed or the highest degree you have received?
^DODOES ^TNAME have a currently active professional certification or a state or industry license? Do not include business licenses, such as a liquor license or vending license.
Are you of Hispanic, Latino, or Spanish origin? Please select all that apply.
What is your race? Please select all that apply.

Responses and Skips
open-ended
open-ended
1. Married 2. Widowed 3. Divorced 4. Separated 5. Never married
Yes No
Less than 1st grade 1st, 2nd, 3rd, or 4th grade 5th or 6th grade 7th or 8th grade 9th grade 10th grade 11th grade 12th grade NO DIPLOMA HIGH SCHOOL GRADUATE- high school DIPLOMA or the equivalent (For example: GED) Some college but no degree Associate degree in college- Occupational/vocational program Associate degree in college – Academic program Bachelor's degree (For example: BA, AB, BS) Master's degree (For example: MA, MS, MEng, MEd, MSW, MBA) Professional School Degree (For example: MD, DDS, DVM, LLB, JD) Doctorate degree (For example: PhD, EdD)
Yes No
01 No, not of Hispanic, Latino, or Spanish origin 02 Yes, Mexican, Mexican American., Chicano 03 Yes, Puerto Rican 04 Yes, Cuban 05 Yes, another Hispanic, Latino, or Spanish origin – Enter origin, for example, Salvadoran, Dominican, Colombian, Guatemalan, Spaniard, Ecuadorian, and so on:
01 White 02 Black or African American 03 American Indian or Alaska Native 04 Asian 05 Native Hawaiian or other Pacific Islander

[illegible]

ID	Variable	Screen
----	----------	--------

BUS 1

1

BUS_OWNER 1

2

LABFOR 2

3

WORK 2

4

D_ANYWORK 3

5

BUS1 4

6

BUS2 4

7

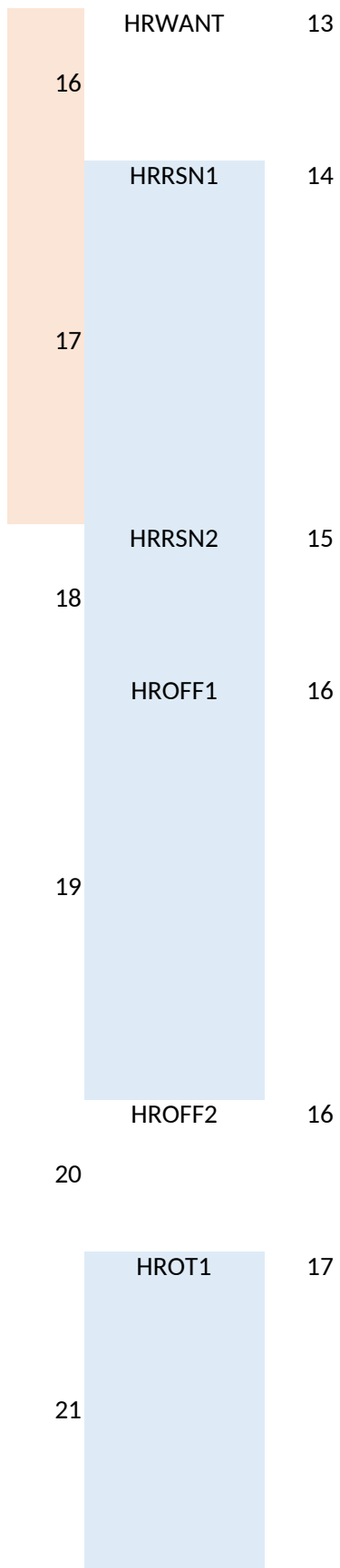
ABSNT 5

8

LAY 6


9

10	ABSRN1	7
11	ABSPD1	8
12	MJ	9
13	MJNUM	9
14	HRUSL1_1	10
15	HRUSL1_2	11
16	HRFTPT	12

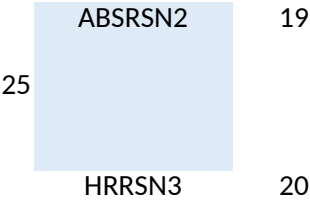


HROT2 17

22



24



26

HRAVL 21

27

28	LAYDT_6M	22
29	LAY6M	23
30	LAYAVL	24
31	LAYAVR	25
32	LAYLK	26
33	LAYDR1	27
34	LAYDR2	28
35	LAYDR3	29
36	LAYFT	30
37	LK	31

	LKM	32
38		
	D_LKACTIVE	33
39		
	LKAVL	34
40		
	LKAVR	35
41		
	LKLL1	36
42		
	LKLL2	37
43		
	LKLW	38
44		
	LKDATY	39
45		
	LKDR1	40
46		

47	LKDR2	41
48	LKDR3	42
50	LKFT	43
51	DWWNT	44
52	DWRSN	45
53	DWLK	46
54	DWWK	47
55	DW4WK	48
56	DWLKWK	49
57	DWAVL	50

58 DWAVR 51

59 JHWANT 52

60 IO1INT 53

61 IO1GVT 54

62 IO1INC 55

63 PDEMP1 56

64 NMEMP1 57

65 IO1IND 58

66	IO1OCC	59
	IO1DT1	60

67

68	IOPRO1	61

	IO2INT	61
--	--------	----

69

70	IO2GVT	62

71	IO2INC	63

72	IO2IND	64

72	IO2OCC	65

IO2DT1 66

73

NLFACT 67

74

SCHENR 68

75

SCHLVL 69

76

SCHFT 70

77

Question

Does anyone in this household have a business or a farm?

Whose business or farm is it? Select all that apply.

These questions ask about work-related activities from SUNDAY, <FILL MONTH/DAY>, to SATURDAY, <FILL MONTH/DAY>.

If BUS=No then: Between Sunday, <fill month/day> and Saturday, <fill month/day>, did you work at a job, or do ANY work for pay?

If BUS=Yes then: Last week, Between Sunday, <fill month/day> and Saturday, <fill month/day> did you work at a job, or do ANY work for either pay or profit?

Between Sunday, <fill month/day> and Saturday, <fill month/day>, did you do ANY work for pay, even for as little as one hour?

Between Sunday, <fill month/day> and Saturday, <fill month/day>, did you do any unpaid work in the family business or farm?

Do you receive any payments or profits from the business?

If BUS_OWNER=You: Between Sunday, <fill month/day> and Saturday, <fill month/day>, in addition to the business, did you have a job either full or part time? Include any job from which you were temporarily absent.

If BUS_OWNER=Someone else/Blank: Between Sunday, <fill month/day> and Saturday, <fill month/day>, did you have a job either full or part time? Include any job from which you were temporarily absent.

Between Sunday, <fill month/day> and Saturday, <fill month/day>, were you on layoff from a job, including short-term or temporary layoff?

What was the main reason you were absent from work between Sunday, <fill month/day> and Saturday, <fill month/day>?

Are you being paid by your employer for any of the time off between Sunday, <fill month/day> and Saturday, <fill month/day>?

If BUS=Yes: Between Sunday, <fill month/day> and Saturday, <fill month/day>, did you have more than one job or business, including part-time, evening, or weekend work?

If BUS=No/Blank: Between Sunday, <fill month/day> and Saturday, <fill month/day>, did you have more than one job, including part-time, evening, or weekend work?

If you do similar work across multiple clients or apps, count those as one (job/job or business).

If BUS=Yes: Altogether, how many jobs or businesses did you have?

If BUS=No/Blank: Altogether, how many jobs did you have?

If MJ=No/Blank: How many hours per week do you USUALLY work at your job?

- Estimate the USUAL number of hours worked per week, not the actual hours worked
- Consider the LAST 4 MONTHS
- If hours vary from week to week, give the number of hours worked in a typical week
- If you do not know your usual hours, give your best guess

If MJ=Yes: How many hours per week do you USUALLY work at your MAIN job? By main job we mean the one at which you USUALLY work the most hours.

- Estimate the USUAL number of hours worked per week, not the actual hours worked
- Consider the LAST 4 MONTHS
- If hours vary from week to week, give the number of hours worked in a typical week
- If you do not know your usual hours, give your best guess

If MJNUM>2/Blank: How many hours per week do you USUALLY work at your OTHER jobs?

If MJNUM=2: How many hours per week do you USUALLY work at your OTHER job?

If MJ=Yes and BUS_OWNER=YOU: Do you USUALLY work 35 hours or more per week at all your jobs combined?

If MJ=No/Blank and BUS_OWNER=YOU: Do you USUALLY work 35 hours or more per week at your job in the family business or farm?

If MJ=Yes and BUS_OWNER=Someone else/Blank: Do you USUALLY work 35 hours or more per week at all your jobs combined?

If MJ=No/Blank and BUS_OWNER=Someone else/Blank: Do you USUALLY work 35 hours or more per week at your job?

Do you want to work 35 hours or more per week?

What is your MAIN reason for working part time instead of full time?

What is the main reason you do not want to work full time?

If MJ=Yes: Next are some questions about the exact number of hours you worked last week. Between Sunday, <fill month/day> and Saturday, <fill month/day>, did you lose or take off any hours from your MAIN job, for ANY reason such as illness, vacation, personal obligation, or because business was slow?

If MJ=No: Next are some questions about the exact number of hours you worked last week. Between Sunday, <fill month/day> and Saturday, <fill month/day>, did you lose or take off any hours from work, for ANY reason such as illness, vacation personal obligation, or because business was slow?

How many hours did you lose or take off?

If MJ=Yes: Between Sunday, <fill month/day> and Saturday, <fill month/day>, did you work any overtime or EXTRA hours that you do not USUALLY work?

If MJ=No: Between Sunday, <fill month/day> and Saturday, <fill month/day>, did you work any overtime or EXTRA hours at your MAIN job that you do not USUALLY work?

How many ADDITIONAL hours did you work?

If MJ=Yes: Between Sunday, <fill month/day> and Saturday, <fill month/day>, how many hours did you ACTUALLY work at your MAIN job?

[BLANK IF HROFF1=No/You reported you lost or took off <FILL HROFF2>.]

[BLANK IF HROT1=No/You reported you worked <FILLHROT2> extra hours.]

If MJ=No: Between Sunday, <fill month/day> and Saturday, <fill month/day>, how many hours did you ACTUALLY work at your job?

[BLANK IF HROFF1=No/You reported you lost or took off <FILL HROFF2>.]

[BLANK IF HROT1=No/You reported you worked <FILLHROT2> extra hours.]

If MJNUM =2: Between Sunday, <fill month/day> and Saturday, <fill month/day>, how many hours did you ACTUALLY work at your other job?

If MJNUM>2: Between Sunday, <fill month/day> and Saturday, <fill month/day>, how many hours did you ACTUALLY work at your other jobs?

HRACT1_1, or HRACT1_2 = 0: What was the main reason, you were absent from work between Sunday, <fill month/day> and Saturday, <fill month/day>?

If HRUSL1_1 =>35 and HRACT1_1, or HRUSL1_2 =>35 and HRACT1_2 = <35:

What is the main reason you worked less than 35 hours between Sunday, <fill month/day> and Saturday, <fill month/day>?

Between Sunday, <fill month/day> and Saturday, <fill month/day>, could you have worked full time if the hours had been available?

Have you been informed that you will be recalled to work within the next 6 months OR been given a date to return to work?

REMOVED

Could you have returned to work between Sunday, <fill month/day> and Saturday, <fill month/day> if you had been recalled?

Why couldn't you have returned to work if recalled between Sunday, <fill month/day> and Saturday, <fill month/day>?

Even though you expect to be called back to work, have you been looking for work during the last 4 weeks?

What is the easiest way for you to tell us how long you had been on layoff?

As of the end of last week, how many [fill from LAYDR1] have you been on layoff?

We would like to have that in weeks, if possible. Exactly how many weeks had you been on layoff?

Is the job from which you are on layoff a full-time job of 35 hours or more per week?

Have you been doing anything to find work during the last 4 weeks?

What are all of the things you have done to find work during the last 4 weeks?

During the last 4 weeks, would you say you have actively been looking for work?

Between Sunday, <fill month/day> and Saturday, <fill month/day>, could you have started a job if one had been offered?

Why were you unable to start a job between Sunday, <fill month/day> and Saturday, <fill month/day>?

BEFORE you started looking for work, what were you doing?

Did you lose or quit that job, or was it a temporary job that ended?

If LKLL2 ne Blank: When did you last work at that job or business? Was it...
Else: When did you last work at a job or business? Was it...

What was the month and year that you last worked?

What is the easiest way for you to tell us how long you had been looking for work?

As of the end of last week, how many [fill from LAYDR1] have you been looking for work?

We would like to have that in weeks, if possible. Exactly how many weeks had you been looking for work?

Have you been looking for full-time work of 35 hours or more per week?

Do you currently want a job, either full or part time?

What is the main reason you were not looking for work during the LAST 4 WEEKS?

Did you look for work at any time during the last 12 months?

Have you worked at a job or business at any time during the past 12 months?

Did you do any of this work during the last 4 weeks?

Since you LEFT that job or business have you looked for work?

Between Sunday, <fill month/day> and Saturday, <fill month/day>, could you have started a job IF one had been offered?

Why would you have been unable to start a job if one had been offered between Sunday, <fill month/day> and Saturday, <fill month/day>?

Do you intend to look for work during the next 12 months?

ABSNT=1: The next few questions are about the (main) job from which you were absent between Sunday, <fill month/day> and Saturday, <fill month/day>. Are you employed by the government, by a private company, a non-profit organization, or are you (self-employed)?

WORK=1: The next few questions are about the (main) job at which you worked between Sunday, <fill month/day> and Saturday, <fill month/day>. Are you employed by the government, by a private company, a non-profit organization, or are you (self-employed)?

LAYFT=1: The next few questions are about the (main) job from which you are on layoff. Are you employed by the government, by a private company, a non-profit organization, or are you (self-employed)?

Else: The next few questions are about the (main) job at which you last worked. **Were** you employed by the government, by a private company, a non-profit organization, or are you (self-employed)?

If MJ=1 then "main" else empty

If BUS=1 then "self-employed or working in a family business" else "self-employed"

Would that be the federal, state, or local government?

Is this business incorporated?

Do you usually have any paid employees?

Excluding all owners, how many paid employees does your business usually have?

What kind of business or industry is this?

Include the main activity, product, or service provided where employed.

If (WORK=1) or (WORK=2 and BUS1=1 and BUS2=1) or (WORK=2 and ABSNT=1): What kind of work do you do, that is, what is your occupation?

Else: What kind of work did you do, that is, what was your occupation?

For example: 4th grade teacher, plumber

If (WORK=1) or (WORK=2 and BUS1=1 and BUS2=1) or (WORK=2 and ABSNT=1): Describe your usual activities or duties at this job.

For example: instruct and evaluate students and create lesson plans, assemble and install pipe section and review building plans for work details.

Now I have a few questions about your second job.

Between Sunday, <fill month/day> and Saturday, <fill month/day> at your second job, were you employed by government, by a private company, a non-profit organization, or were you (self-employed)?

If BUS=1 then "self-employed or working in a family business" else "self-employed"

Would that be the federal, state or local government?

Is this business incorporated?

What kind of business or industry is this?

Include the main activity, product, or service provided where employed.

If (WORK=1) or (WORK=2 and BUS1=1 and BUS2=1) or (WORK=2 and ABSNT=1): What kind of work do you do at your SECOND job, that is, what is your occupation?

For example: 4th grade teacher, plumber

If (WORK=1) or (WORK=2 and BUS1=1 and BUS2=1) or (WORK=2 and ABSNT=1): Describe your usual activities or duties at your SECOND job?

For example: instruct and evaluate students and create lesson plans, assemble and install pipe section and review building plans for work details.

What best describes your situation at this time? For example, are you disabled, ill, in school, taking care of house or family, or something else?

Between Sunday, <fill month/day> and Saturday, <fill month/day>, were you enrolled in a high school, college, or university?

Would that be high school, college, or university?

Are you enrolled in school as a full-time or part-time student?

Responses and Skips	Instrument Notes
Yes No [blank]	Ask All
You Someone else in your household [blank]	Show if BUS = Yes
	Ask All
Yes goto MJ No If BUS=No/Blank show D_ANYWORK ; If BUS=Yes and BUS_OWNER = Someone else goto BUS1 [blank] goto D_ANYWORK	Displayed on same screen as LABFOR
Yes goto MJ No If BUS=No/Blank goto ABSNT ; If BUS=Yes and BUS_OWNER = Someone else goto BUS1 [blank] goto ABSNT	Show if WORK = No
Yes goto BUS2 No goto ABSNT [blank] goto ABSNT	Ask if BUS=Yes and BUS_OWNER - Someone else and WORK = No
Yes goto HRUSL1 No goto HRUSL1 [blank] goto HRUSL1	Displayed on same screen as BUS1
Yes goto ABSRSN1 No If BUS_OWNER = YOU goto ABSRSN1; else goto LAY [blank] If BUS_OWNER = YOU goto ABSRSN1; else goto LAY	Ask if WORK = No, or WORK = No and BUS1 = No or [blank]
Yes goto LAYDT No goto LK [blank] goto LK	Ask if ABSNT = No and BUS_OWNER NE YOU

If BUS = Yes and BUS_OWNER ne YOU then display first three response options AND last option 'Does not work in the business'; else do not display.

[On layoff or furlough] goto LAYDT

[Business was slow] goto LAYDT

[Accepted a job offer and waiting to start] goto I K

Yes

No

[blank]

Ask if ABSNT = Yes

Ask if ABSNT = Yes

Yes goto MJNUM

No goto HRUSL1

[blank] goto HRUSL1

Ask if WORK = Yes or BUS = Yes

2

3

4+

[blank]

Show if MJ = Yes

[0,168] If <35 goto HRWANT; ELSE goto HROFF1

[blank] goto HRFTPT

Ask if MJ = No

[0,168] if SUM <35 goto HRWANT; ELSE goto HROFF1

[blank] goto HRFTPT

Ask if MJ = Yes

Yes goto HROFF1

No goto HRWANT

[blank] goto HRWANT

Ask if HRUSL1_1 or HRUSL1_2
= blank

Yes goto HRRSN1
No goto HRRSN2
Regular hours are full-time goto HRACT1
[blank] goto HRACT1

Ask if HRUSL1_1 or HRUSL1_2
= <35; or HRFTPT = No

Business was slow
Could only find part-time work
Seasonal work
Child care problems
Caring for family or personal obligation
Health/medical limitations
School/training
Retired/Social Security limit on earnings
Full-time workweek is less than 35 hours
Other - specify

Ask if HRWANT = Yes

Child care problems
Caring for family or personal obligation
Health/medical limitations
School/training
Retired/Social Security limit on earnings
Full-time workweek is less than 35 hours
Yes goto HROFF2
No HROT1
[blank] goto HROT1

Ask if HRWANT = No

Ask if WORK = Yes or BUS = Yes

[0,168]
[blank]

Show if HROFF1 = Yes

Yes goto HROT2
No goto HRACT1
[blank] goto HRACT1

Ask if WORK = Yes or BUS = Yes

[0,168]
[blank]

If MJ=Yes goto HRACT1_2; ELSE if MJ=No go to
HRACT1_1

Show if HROT1 = Yes

[0,168]
[blank]

Ask if WORK = Yes or BUS = Yes
and MJ = No

[0,168]
[blank]

Ask if WORK = Yes or BUS = Yes
and MJ = Yes

If BUS = Yes and BUS_OWNER ne YOU then display last
option 'Does not work in the business'; else do not
display.

On layoff or furlough

Lack of work/business was slow

Accepted a job offer and waiting to start

Business was slow

Seasonal work

Job started or ended during week

Vacation or personal time off

Sick, injured, or had other medical reason, including
being pregnant

Holiday (legal or religious)

Child care problems

Caring for family or personal obligation

Yes

No

If BUS2=Yes goto IO1INT

Else goto LK

Ask if WORK = Yes or BUS = Yes
and HRACT1_1 or HRACT1_2 =
0

Ask if HRUSL1_1 =>35 and
HRACT1_1, or HRUSL1_2 =>35
and HRACT1_2 = <35

Ask if HRWANT = Yes, and
HRACT1_1 or HRACT1_2 <35

Yes goto LAYAVL
No goto LAYAVL
[blank] goto LAYAVL

Ask if Lay = Yes or ABSRSN1 or
ABSRN2 = On layoff; or Slack
work/business conditions

Yes goto LAYLK
No goto LAYAVR
[blank] goto LAYLK

Ask if LAYDT = Yes

Own temporary illness
Going to school
Other
[blank]

Ask if LAYAVL = No

Yes
No
[blank]

Ask if LAYAVL = Yes or blank

Weeks goto LAYDR2
Months goto LAYDR2
Years goto LAYDR2
[blank] goto LAYFT

Ask if LAY = Yes or ABSRSN1 or
ABSRN2 = On layoff; or Slack
work/business conditions

[1,260]
[blank]

If LAYDR1=Months and LAYDR2<5 goto LAYDR3
Else goto LAYFT

Follow-up to LAYDR1

[1,20] weeks
[blank]

Ask if LAYDR1 = 1-4 Months

Yes goto IO1INT
No goto IO1INT
[blank] goto IO1INT

Ask if Lay = Yes or ABSRSN1 or
ABSRN2 = On layoff; or Slack
work/business conditions

Yes goto LKM
No
[blank]

Ask if LAY6M = No or blank

If No/Blank -
IF RIIS2 = 2 (do not receive any payments from a

Interviewed for a job
Applied for a job or answered a job ad
Checked a union/professional register
Posted a resume or an ad/listing
Contacted employment agency/school employment center
Asked friends, relatives, network about job leads
Looked at job ads
Participated in a job training course or other activity to improve job skills
Worked on resume
Other (please specify)

Ask if LK = Yes

Yes
No
[blank]

Ask if asked LKM

Yes
No goto LKAVER
[blank] goto LKLL1

Ask if LK = Yes and LKM =
Active method
Or ask if D_LKMOFFER or
D_LKMLEAD = Yes

Waiting for new job to begin
Temporary illness
Going to school
Other (specify)

Ask if LKAVL = No

Working goto LKLL2
School goto LKLW
Military service goto LKLW
Something else (please specify) goto LKLW
[blank] goto LKLW

Ask if LKAVL = Yes or if LKAVER =
Temporary illness, or Going to
school

Lost job
Quit job
Temporary job ended
[blank]

Ask if LKLL1 = Working

within the last 12 months, goto LKDATY
more than 12 months ago, or goto LKDR1
never worked? goto LKDR1
[blank] goto LKDR1

Ask if LKLL1 ne Working

[combobox for month] [combobox for 2021 or 2020]

Show if LKLW = Within the last
12 months

Weeks goto LKDR2
Months goto LKDR2
Years goto LKDR2
[blank] goto LKFT

Ask if LK = Yes

[1,260]
[blank]

If LKDR1=Months and LKDR2<5 goto LKDR3
Else goto LKFT

[1,20] weeks
[blank]

Ask if LKDR2 = 1-4 Months

Yes
No
[blank]

Ask if LK = Yes

Goto SCHENR

Yes, want a job
Maybe, it depends
No, do not want a job

Ask if LKM = Passive
Or if D_LKMOFFER or
D_LKMLEAD = No

No jobs/work available in line of work or area
Does not have necessary education, training, or skills
Employers think too young or too old
Employers discriminated for other reasons
Cannot arrange child care
Other family responsibilities
Yes goto DWWK
No goto NLFACT
[blank] goto NLFACT

Ask if LK = No, or DWWNT = No

Ask if DWWNT = Yes or maybe

Yes goto DW4WK
No goto DWAVL
[blank] goto DWAVL

Ask if DWWNT = Yes or maybe

Yes if DWWK=No/Blank goto JHWANT; else goto
NLFACT
No goto DWLKWK
[blank] goto DWLKWK

Ask if DWWK = Yes

Yes goto DWAVL
No If DWWK = No/Blank goto JHWANT
[blank] If DWWK = No/Blank goto JHWANT; Else goto
NLFACT

Ask if DW4WK = No or blank

Yes If DWWK = No/Blank goto JHWANT; Else goto
NLFACT
No goto DWAVR
[blank] If DWWK = No/Blank goto JHWANT; Else goto
NLFACT

Ask if DWLKWK = Yes

Own temporary illness
Going to school
Other (please specify)
[blank]

Ask if DWAVL = No or blank

If DWWK = No/Blank goto IHWANT
Yes, or it depends
No
[blank]

Ask if DWWK = No or blank or
DWLKKK = No or blank

All goto NLFACT

Government - goto IO1GVT
Private for profit company
Non-profit organization including tax exempt and
charitable organizations
Self employed
(Working in family business)
[blank]

If BUS=1 then fill "Working in family business"

Ask if WORK = 1, or ABSNT = 1,
or LAY = 1, or DWWK = 1

Federal
State
Local (county, city, township)
[blank]

Ask if IO1INT = Government

goto IO1IND
Yes
No
[blank]

If IO1INT = Government
Cannot collect IO1NMG/B
because PII

Ask if IO1INT = Self-employed
or Family business

Yes goto NMEMP1
No If MJ=1 goto IOPRO1; else goto SCHENR
[blank] If MJ=1 goto IOPRO1; else goto SCHENR

Ask if IO1INT = Self-employed

Number
[blank]

Ask if IO1INT = Self-employed
Note: Cannot ask about
potentially PII, so skipping
IO1NMB (name of business)

Text
[blank]

Ask if WORK = 1, or ABSNT = 1,
or LAY = 1, or DWWK = 1

Text
[blank]

Ask if WORK = 1, or ABSNT = 1,
or LAY = 1, or DWWK = 1

Text
[blank]

If MJ=Yes goto IOPRO1
Else goto SCHENR

Ask if WORK = 1, or ABSNT = 1,
or LAY = 1, or DWWK = 1

Ask if MJ = Yes

Government goto IO2GVT
Private for profit company goto IO2IND
Non-profit organization including tax exempt and
charitable organizations goto IO2IND
Self employed goto IO2INC
(Working in family business) goto IO2INC
[blank] goto IO2IND

Ask if MJ = Yes

If BUS=1 then fill "Working in family business"

Federal
State
Local (county, city, township)
[blank]

Ask if IO2INT = Government

goto IO2IND
Yes
No
[blank]

Cannot collect IO2NMG
because PII

Ask if IO2INT = Self employed
or Family business

Note: Cannot ask about
potentially PII, so skipping
IO2NMB (name of business)

Text
[blank]

Ask if MJ = Yes

Text
[blank]

Ask if MJ = Yes

Text
[blank]

Ask if MJ = Yes

Disabled
Ill
In school goto SCHENR
Taking care of house or family
In retirement
Something else (please specify)
[blank]

Ask if WORK = No

Yes goto SCHLVL
No goto D_INTRO
[blank] goto D_INTRO

Ask if NLFACT = In school

High school
College or university
[blank]

Ask if SCHENR = Yes

Full-time
Part-time
[blank]

Ask if WORK = 1, or ABSNT = 1,
or LAY = 1, or DWWK = 1

Or WORK = No and NLFACT ne
In school

Analysis Notes	Notes
----------------	-------

	<p>Previously BUS (and BUS_OWNER) quesitons were after LABFOR - moved for testing.</p> <p>Consider intro "Before we get started with the survey, ..." or; "Before we ask you about any work-related activities, ..."</p>
<p>Adding this question to determine whether the respondent is the business owner, because we do not have a roster like in CAPI</p>	<p>Response options are slightly different from CPS since a household roster will not be included in this test.</p> <p>This quesiton moved to after BUS to bring reference period closer to where it is referenced.</p> <p>Reference period is fixed at last week; dates may need to fill based on when interviews are conducted.</p> <p>Using program office alternative</p>

<p>Question not part of CPS</p>

<p>Modified wording adding layoff period based on BLS testing.</p>
--

Using categories recommended from BLS testing, while keeping the following (Labor dispute, Schooling, Civic/Military duty)

Added instruction recommended from BLS testing

Included recommended instructions from BLS testing

Included recommended instructions from BLS testing

HRUSL1 and HRUSL2 were combined to be on same screen for multiple job holders

Using program office alternative

Using program office alternative

CPS CAPI/CATI includes an intro paragraph that was deleted:

Some people work part time because they cannot find full-time work or because business is poor. Others work part time because of family obligations or other personal reasons.

Updated examples from BLS testing, did not include instruction on paid and unpaid hours.

Using program office alternative

Updated response categories to match
recommendations used in ABSRSN1

Updated response categories to match
recommendations used in ABSRSN1

Using program office alternative

Using program office alternative

Using program office alternative

Using program office alternative

'Nothing' removed as an option. Consider showing alternative Yes/No list version in debriefing?

Question not part of CPS

Wording changed from CPS

"Why did you stop working?"

Using program office alternative

Wording changed from CPS

"When did you last work"?

Using program office alternative

Using program office alternative

Using program office alternative

Using program office alternative

Using program office alternative

Using program office alternative