

Instructions 1

Annual Integrated Economic Survey (AIES)

IMPORTANT: Please read this information before using this spreadsheet.

You cannot add locations to the downloadable spreadsheet.

Add locations in the Step 1: Verify locations online spreadsheet, then download the spreadsheet to enter data.

Welcome to your customized reporting spreadsheet. To report your data, open the Verify locations tab.

To find instructional PDFs and videos explaining how to report, please click the How-To PDFs and videos link:

How-To PDFs and Videos

or use this URL:

<https://www.census.gov/programs-surveys/aies/technical-documentation/how-to.html>

DO NOT:

- Re-name, modify, or delete any of the columns; or the text in the first column.
- Re-name, modify, or delete any of the rows; or the text in the first five rows.
- Delete any tabs.

Doing any of the above will make your survey unreadable.

THE SPREADSHEET IS COLOR-CODED:

- Blue cells represent question text.
- White cells represent required answers.
- Gray cells represent a response is not required.

ADDITIONAL INFORMATION:

- Dollar amounts should be reported in thousands of dollars.
- Enter "0" if none.
- Each column represents a question. The questions may be grouped by topics.
- In the online spreadsheet, click the information icon to see additional information:
 - Question Preview lists the question and/or more information about the question.
 - Value Rules explain requirements and options for each specific response.
- To update or enter data in a field, click in a cell and begin typing.
 - Additionally, you may copy/paste data into white cells.
- Filtering your spreadsheet may assist with reporting.

SPREADSHEET TABS:

Instructions: The current tab.

Verify locations: Report your data on this tab. Some data are prefilled based on Census Records.

Check Data: Review your data by clicking the "Run Checks" button to view any errors/warnings. Errors in red will prevent your data from being submitted.

After you upload your spreadsheet, you will be taken to the online spreadsheet to review your data.

Check Data: Review your data by clicking the "Run Checks" button to view any errors/warnings.
After you upload your spreadsheet, you will be taken to the online spreadsheet to review your data.

For added locations: In Added Establishment Major Activity Code, use the 2-digit Major Activity Code:

- 01 - Agricultural production
- 02 - Agricultural services
- 03 - Minerals extraction/ore processing
- 04 - Mining services/oil and gas field services
- 05 - Utilities
- 06 - Construction
- 07 - Manufacturing
- 08 - Merchant wholesaler
- 09 - Commission merchant/broker/agent/electronic marketer (business to business)
- 10 - Manufacturers' sales branch/manufacturers' sales office
- 11 - Retail
- 12 - Transportation/public warehousing
- 13 - Information services/publishing/telecommunications
- 14 - Finance/insurance
- 15 - Real estate/renting/leasing
- 16 - Professional/scientific/technical services
- 17 - Waste management/remediation service/administrative/support services
- 18 - Educational services
- 19 - Health care
- 20 - Social assistance
- 21 - Arts/entertainment/recreation
- 22 - Accommodation/food service
- 23 - Corporate/subsidiary/regional/managing office
- 24 - Other

For additional information or assistance:

Please call: 1-800-681-3012

	Address 1	Address 2
	Please correct any errors or omissions.	Please correct any errors or omissions.
Unique identifier used for downloading and uploading data		
ID	PHYSLOC_ADDR_NAME1_TXT	PHYSLOC_ADDR_NAME2_TXT
20007420112	Structural Steel and Precast Concrete Contractors	
20079392582	Manufacturing	
20079392802	Manufacturing	
20079393072	Manufacturing	
20079393472	Manufacturing	
20079393592	Manufacturing	
20079393602	Manufacturing	
20079393882	Manufacturing	
28020928852	Manufacturing	
29000088282	Manufacturing	
20079392532	Wholesalers	
20006200772	Gasoline Stations with Convenience Stores	
20006692572	Gasoline Stations with Convenience Stores	
20006692582	Gasoline Stations with Convenience Stores	
20007420092	Gasoline Stations with Convenience Stores	
20007818272	Gasoline Stations with Convenience Stores	
20007818322	Gasoline Stations with Convenience Stores	
20008097972	Gasoline Stations with Convenience Stores	
20008097982	Gasoline Stations with Convenience Stores	
20008097992	Gasoline Stations with Convenience Stores	
20079392322	Gasoline Stations with Convenience Stores	
20079392342	Gasoline Stations with Convenience Stores	
20079392362	Gasoline Stations with Convenience Stores	
20079392422	Gasoline Stations with Convenience Stores	
20079392452	Gasoline Stations with Convenience Stores	
20079392462	Gasoline Stations with Convenience Stores	
20079392472	Gasoline Stations with Convenience Stores	
20079392482	Gasoline Stations with Convenience Stores	
20079392492	Gasoline Stations with Convenience Stores	
20079392572	Gasoline Stations with Convenience Stores	
20079392612	Gasoline Stations with Convenience Stores	
20079392642	Gasoline Stations with Convenience Stores	
20079392662	Gasoline Stations with Convenience Stores	
20079392872	Gasoline Stations with Convenience Stores	

20079392972	Gasoline Stations with Convenience Stores
20079392992	Gasoline Stations with Convenience Stores
20079393012	Gasoline Stations with Convenience Stores
20079393022	Gasoline Stations with Convenience Stores
20079393032	Gasoline Stations with Convenience Stores
20079393062	Gasoline Stations with Convenience Stores
20079393082	Gasoline Stations with Convenience Stores
20079393122	Gasoline Stations with Convenience Stores
20079393142	Gasoline Stations with Convenience Stores
20079393212	Gasoline Stations with Convenience Stores
20079393222	Gasoline Stations with Convenience Stores
20079393232	Gasoline Stations with Convenience Stores
20079393252	Gasoline Stations with Convenience Stores
20079393262	Gasoline Stations with Convenience Stores
20079393272	Gasoline Stations with Convenience Stores
20079393292	Gasoline Stations with Convenience Stores
20079393342	Gasoline Stations with Convenience Stores
20079393412	Gasoline Stations with Convenience Stores
20079393512	Gasoline Stations with Convenience Stores
20079393542	Gasoline Stations with Convenience Stores
20079393562	Gasoline Stations with Convenience Stores
20079393632	Gasoline Stations with Convenience Stores
20079393642	Gasoline Stations with Convenience Stores
20079393652	Gasoline Stations with Convenience Stores
20079393682	Gasoline Stations with Convenience Stores
20079393692	Gasoline Stations with Convenience Stores
20079393782	Gasoline Stations with Convenience Stores
20079393792	Gasoline Stations with Convenience Stores
20079393842	Gasoline Stations with Convenience Stores
20079393852	Gasoline Stations with Convenience Stores
28007206722	Gasoline Stations with Convenience Stores
28007206732	Gasoline Stations with Convenience Stores
28008377082	Gasoline Stations with Convenience Stores
28010116122	Gasoline Stations with Convenience Stores
28010116132	Gasoline Stations with Convenience Stores
28012006492	Gasoline Stations with Convenience Stores
28012006502	Gasoline Stations with Convenience Stores
28012006522	Gasoline Stations with Convenience Stores
28015019682	Gasoline Stations with Convenience Stores
28015019692	Gasoline Stations with Convenience Stores
28015019702	Gasoline Stations with Convenience Stores
28017327292	Gasoline Stations with Convenience Stores
28017327302	Gasoline Stations with Convenience Stores
28020928842	Gasoline Stations with Convenience Stores
29000088242	Gasoline Stations with Convenience Stores
29000088252	Gasoline Stations with Convenience Stores
29000088262	Gasoline Stations with Convenience Stores

20008449232	Other Gasoline Stations
20079393482	Data Processing, Hosting, and Related Services
29000088232	Offices of Other Holding Companies
20079392822	Corporate, Subsidiary, and Regional Managing Offices
28008377112	Corporate, Subsidiary, and Regional Managing Offices
20079392932	Marinas
20079392782	Hotels (except Casino Hotels) and Motels
20079393582	Hotels (except Casino Hotels) and Motels
28016360252	Car Washes
28016360262	Car Washes
28016360272	Car Washes
28016360282	Car Washes
28016360292	Car Washes
28016360302	Car Washes
28016360312	Car Washes
28016360322	Car Washes
28017327262	Car Washes
28017327272	Car Washes
28017327282	Car Washes
28018748012	Car Washes
28018748022	Commercial and Industrial Machinery and Equipment (except Autom
20007420102	Civic and Social Organizations
ADD 1	Gasoline Stations with Convenience Stores
ADD 2	Gasoline Stations with Convenience Stores
ADD 3	Gasoline Stations with Convenience Stores
ADD 4	Gasoline Stations with Convenience Stores
ADD 5	Gasoline Stations with Convenience Stores
ADD 6	Gasoline Stations with Convenience Stores
ADD 7	Gasoline Stations with Convenience Stores
ADD 8	Gasoline Stations with Convenience Stores
ADD 9	Gasoline Stations with Convenience Stores
ADD 10	Gasoline Stations with Convenience Stores

Store Number	Street
Please correct any errors or omissions.	Please correct any errors or omissions.
RECORD_STORENUM_TXT	PHYSLOC_ADDR_STREET_TXT

1 12 Main Street
 2 12 Main Street
 3 12 Main Street
 4 12 Main Street
 5 12 Main Street
 6 12 Main Street
 7 12 Main Street
 8 12 Main Street
 9 12 Main Street
 10 12 Main Street
 11 12 Main Street
 12 12 Main Street
 13 12 Main Street
 14 12 Main Street
 15 12 Main Street
 16 12 Main Street
 17 12 Main Street
 18 12 Main Street
 19 12 Main Street
 20 12 Main Street
 21 12 Main Street
 22 12 Main Street
 23 12 Main Street
 24 12 Main Street
 25 12 Main Street
 26 12 Main Street
 27 12 Main Street
 28 12 Main Street
 29 12 Main Street
 30 12 Main Street
 31 12 Main Street
 32 12 Main Street
 33 12 Main Street
 34 12 Main Street

35 12 Main Street
36 12 Main Street
37 12 Main Street
38 12 Main Street
39 12 Main Street
40 12 Main Street
41 12 Main Street
42 12 Main Street
43 12 Main Street
44 12 Main Street
45 12 Main Street
46 12 Main Street
47 12 Main Street
48 12 Main Street
49 12 Main Street
50 12 Main Street
51 12 Main Street
52 12 Main Street
53 12 Main Street
54 12 Main Street
55 12 Main Street
56 12 Main Street
57 12 Main Street
58 12 Main Street
59 12 Main Street
60 12 Main Street
61 12 Main Street
62 12 Main Street
63 12 Main Street
64 12 Main Street
65 12 Main Street
66 12 Main Street
67 12 Main Street
68 12 Main Street
69 12 Main Street
70 12 Main Street
71 12 Main Street
72 12 Main Street
73 12 Main Street
74 12 Main Street
75 12 Main Street
76 12 Main Street
77 12 Main Street
78 12 Main Street
79 12 Main Street
80 12 Main Street
81 12 Main Street

82 12 Main Street
83 12 Main Street
84 12 Main Street
85 12 Main Street
86 12 Main Street
87 12 Main Street
88 12 Main Street
89 12 Main Street
90 12 Main Street
91 12 Main Street
92 12 Main Street
93 12 Main Street
94 12 Main Street
95 12 Main Street
96 12 Main Street
97 12 Main Street
98 12 Main Street
99 12 Main Street
100 12 Main Street
101 12 Main Street
102 12 Main Street
103 12 Main Street
104 12 Main Street
105 12 Main Street
106 12 Main Street
107 12 Main Street
108 12 Main Street
109 12 Main Street
110 12 Main Street
111 12 Main Street
112 12 Main Street
113 12 Main Street

ADD1

ADD2

[illegible]

[illegible]

[illegible]

[illegible]

[illegible]

[illegible]

		Employment and Payroll			Revenue
Months in Operation	Operational Status Selection	Total Employment	Annual Payroll	First Quarter Payroll	Sales, Shipments, Receipts, or Revenue
How many months was this establishment in operation during 2023?	Which of the following best describes this establishment's operational status at the end of 2023?	What was the total number of employees for the pay period?	What was the annual payroll before deductions in 2023?	What was the payroll before deduction for the first quarter in 2023?	What were the total sales, shipments, receipts, or revenue in 2023?
		Enter "0" if none.	Enter "0" if none.	Enter "0" if none.	Enter "0" if none. Use a minus sign.
ACTV_MIO_NUM	OPSTAT_STAT	EMP_MA	PAY_ANN	PAY_QTR	RCPT_TOT_VAL

S

holesalers (except Bulk Stations and Terminals)

ffices
ffices

nent (except Automotive and Electronic) Repair and Maintenance

Expenses
Total Operating Expenses
What were the total operating expenses in 2023?
Include:
EXPS_TOT_VAL

Unique identifier used for downloading and uploading data ID	Establishment Information			
	Address 1	Address 2	Store Number	Street
	Prelisted from Verify Locations Tab	Prelisted from Verify Locations Tab	Prelisted from Verify Locations Tab	Prelisted from Verify Locations Tab
	PHYSLOC_ADDR_NAME1_TXT	PHYSLOC_AD	RECORD_ST	PHYSLOC_A
20007420112	Structural Steel and Precast Concrete Contractors			1 12 Main St
20079392582	Manufacturing			2 13 Main St
20079392802	Manufacturing			3 14 Main St
20079393072	Manufacturing			4 15 Main St
20079393472	Manufacturing			5 16 Main St
20079393592	Manufacturing			6 17 Main St
20079393602	Manufacturing			7 18 Main St
20079393882	Manufacturing			8 19 Main St
28020928852	Manufacturing			9 20 Main St
29000088282	Manufacturing			10 21 Main St
20079392532	Wholesalers			11 22 Main St
20006200772	Gasoline Stations with Convenience Stores			12 23 Main St
20006692572	Gasoline Stations with Convenience Stores			13 24 Main St
20006692582	Gasoline Stations with Convenience Stores			14 25 Main St
20007420092	Gasoline Stations with Convenience Stores			15 26 Main St
20007818272	Gasoline Stations with Convenience Stores			16 27 Main St
20007818322	Gasoline Stations with Convenience Stores			17 28 Main St
20008097972	Gasoline Stations with Convenience Stores			18 29 Main St
20008097982	Gasoline Stations with Convenience Stores			19 30 Main St
20008097992	Gasoline Stations with Convenience Stores			20 31 Main St
20079392322	Gasoline Stations with Convenience Stores			21 32 Main St
20079392342	Gasoline Stations with Convenience Stores			22 33 Main St
20079392362	Gasoline Stations with Convenience Stores			23 34 Main St
20079392422	Gasoline Stations with Convenience Stores			24 35 Main St
20079392452	Gasoline Stations with Convenience Stores			25 36 Main St
20079392462	Gasoline Stations with Convenience Stores			26 37 Main St
20079392472	Gasoline Stations with Convenience Stores			27 38 Main St
20079392482	Gasoline Stations with Convenience Stores			28 39 Main St
20079392492	Gasoline Stations with Convenience Stores			29 40 Main St

20079392572	Gasoline Stations with Convenience Stores	30 41 Main St
20079392612	Gasoline Stations with Convenience Stores	31 42 Main St
20079392642	Gasoline Stations with Convenience Stores	32 43 Main St
20079392662	Gasoline Stations with Convenience Stores	33 44 Main St
20079392872	Gasoline Stations with Convenience Stores	34 45 Main St
20079392972	Gasoline Stations with Convenience Stores	35 46 Main St
20079392992	Gasoline Stations with Convenience Stores	36 47 Main St
20079393012	Gasoline Stations with Convenience Stores	37 48 Main St
20079393022	Gasoline Stations with Convenience Stores	38 49 Main St
20079393032	Gasoline Stations with Convenience Stores	39 50 Main St
20079393062	Gasoline Stations with Convenience Stores	40 51 Main St
20079393082	Gasoline Stations with Convenience Stores	41 52 Main St
20079393122	Gasoline Stations with Convenience Stores	42 53 Main St
20079393142	Gasoline Stations with Convenience Stores	43 54 Main St
20079393212	Gasoline Stations with Convenience Stores	44 55 Main St
20079393222	Gasoline Stations with Convenience Stores	45 56 Main St
20079393232	Gasoline Stations with Convenience Stores	46 57 Main St
20079393252	Gasoline Stations with Convenience Stores	47 58 Main St
20079393262	Gasoline Stations with Convenience Stores	48 59 Main St
20079393272	Gasoline Stations with Convenience Stores	49 60 Main St
20079393292	Gasoline Stations with Convenience Stores	50 61 Main St
20079393342	Gasoline Stations with Convenience Stores	51 62 Main St
20079393412	Gasoline Stations with Convenience Stores	52 63 Main St
20079393512	Gasoline Stations with Convenience Stores	53 64 Main St
20079393542	Gasoline Stations with Convenience Stores	54 65 Main St
20079393562	Gasoline Stations with Convenience Stores	55 66 Main St
20079393632	Gasoline Stations with Convenience Stores	56 67 Main St
20079393642	Gasoline Stations with Convenience Stores	57 68 Main St
20079393652	Gasoline Stations with Convenience Stores	58 69 Main St
20079393682	Gasoline Stations with Convenience Stores	59 70 Main St
20079393692	Gasoline Stations with Convenience Stores	60 71 Main St
20079393782	Gasoline Stations with Convenience Stores	61 72 Main St
20079393792	Gasoline Stations with Convenience Stores	62 73 Main St
20079393842	Gasoline Stations with Convenience Stores	63 74 Main St
20079393852	Gasoline Stations with Convenience Stores	64 75 Main St
28007206722	Gasoline Stations with Convenience Stores	65 76 Main St
28007206732	Gasoline Stations with Convenience Stores	66 77 Main St
28008377082	Gasoline Stations with Convenience Stores	67 78 Main St
28010116122	Gasoline Stations with Convenience Stores	68 79 Main St
28010116132	Gasoline Stations with Convenience Stores	69 80 Main St
28012006492	Gasoline Stations with Convenience Stores	70 81 Main St
28012006502	Gasoline Stations with Convenience Stores	71 82 Main St
28012006522	Gasoline Stations with Convenience Stores	72 83 Main St
28015019682	Gasoline Stations with Convenience Stores	73 84 Main St
28015019692	Gasoline Stations with Convenience Stores	74 85 Main St
28015019702	Gasoline Stations with Convenience Stores	75 86 Main St
28017327292	Gasoline Stations with Convenience Stores	76 87 Main St

28017327302	Gasoline Stations with Convenience Stores	77 88 Main St
28020928842	Gasoline Stations with Convenience Stores	78 89 Main St
29000088242	Gasoline Stations with Convenience Stores	79 90 Main St
29000088252	Gasoline Stations with Convenience Stores	80 91 Main St
29000088262	Gasoline Stations with Convenience Stores	81 92 Main St
20008449232	Other Gasoline Stations	82 93 Main St
20079393482	Data Processing, Hosting, and Related Services	83 94 Main St
29000088232	Offices of Other Holding Companies	84 95 Main St
20079392822	Corporate, Subsidiary, and Regional Managing Office	85 96 Main St
28008377112	Corporate, Subsidiary, and Regional Managing Office	86 97 Main St
20079392932	Marinas	87 98 Main St
20079392782	Hotels (except Casino Hotels) and Motels	88 99 Main St
20079393582	Hotels (except Casino Hotels) and Motels	89 100 Main St
28016360252	Car Washes	90 101 Main St
28016360262	Car Washes	91 102 Main St
28016360272	Car Washes	92 103 Main St
28016360282	Car Washes	93 104 Main St
28016360292	Car Washes	94 105 Main St
28016360302	Car Washes	95 106 Main St
28016360312	Car Washes	96 107 Main St
28016360322	Car Washes	97 108 Main St
28017327262	Car Washes	98 109 Main St
28017327272	Car Washes	99 110 Main St
28017327282	Car Washes	100 111 Main St
28018748012	Car Washes	101 112 Main St
28018748022	Commercial and Industrial Machinery and Equipmer	102 113 Main St
20007420102	Civic and Social Organizations	103 114 Main St

[illegible]

[illegible]

[illegible]

[illegible]

Tax Status	Tax Status: Exempt Income Status
Is this establishment operated on a not- for-profit basis? Possible Values: - 1(Yes) - 2(No)	Was all or part of the income of this establishment exempt from federal income taxes under section 501 of
Select Yes if establishment operated on a not- for-profit basis.	Select Yes if all or part of the income of this establishment is exempt from federal income taxes under section 501 of
NONPROFIT_STAT	TAXSTAT

	Establishment Information					
	Address 1	Address 2	Store Number	Street	City	State
	Prelisted from Verify Locations Tab	Prelisted from Verify Locations Tab	Prelisted from Verify Locations Tab	Prelisted from Verify Locations Tab	Prelisted from Verify Locations Tab	Prelisted from Verify Locations Tab
Unique identifier used for downloading and uploading data ID						
	PHYSLOC_ADDR_N	PHYSLOC_	RECORD_S	PHYSLOC_ADD	PHYSLOC_	PHYSLOC_
20079392582	MANUFACTURING		2	12 Main St	GENESEO	NY
20079392802	MANUFACTURING		3	13 Main St	GENESEO	NY
20079393072	MANUFACTURING		4	14 Main St	GENESEO	NY
20079393472	MANUFACTURING		5	15 Main St	GENESEO	NY
20079393592	MANUFACTURING		6	16 Main St	GENESEO	NY
20079393602	MANUFACTURING		7	17 Main St	GENESEO	NY
20079393882	MANUFACTURING		8	18 Main St	GENESEO	NY
28020928852	MANUFACTURING		9	19 Main St	GENESEO	NY
29000088282	MANUFACTURING		10	20 Main St	GENESEO	NY

Employment and Payroll		
Production Worker Employment	Annual Payroll - Production Workers	First Quarter Payroll - Production Workers
What was the number of production workers (direct labor including first-line supervisors) for the pay period including March 12, 2023?	What was the total amount paid for production worker annual payroll in 2023?	For all production workers, what was the payroll before deductions for the first quarter (January-March 2023)?
Include: Workers engaged in fabricating, processing, assembling, inspecting, receiving, packing, warehousing, shipping (but not delivering), maintenance, repair, janitorial	Include: Workers engaged in fabricating, processing, assembling, inspecting, receiving, packing, warehousing, shipping (but not delivering), maintenance	Include: Workers engaged in fabricating, processing, assembling, inspecting, receiving, packing, warehousing, shipping (but not delivering), maintenance
EMP_MAR12_PRDWRK_NUM	PAY_ANN_PRDWRK_VAL	PAY_QTR1_PRDWRK_VAL

	Revenue from Electronic Commerce	Unfilled Orders	Resales Expense
Production Worker Hours	Electronic Commerce (e-commerce): Part of total revenue	Unfilled Orders Value	Resales
What was the annual number of hours worked by the production workers (direct labor including first-line supervisors)?	Of the total 2023 Sales, Shipments, Receipts, or Revenue reported, what amount was from goods, services, or manufactured products that were	What was the value of unfilled orders (order backlog) as of	What was the total cost for all products bought and sold without further processing in 2023?
Include: Workers engaged in fabricating, processing, assembling, inspecting, receiving, packing, warehousing, shipping (but not delivering)	Electronic Commerce (e-commerce) or e- shipments The sale of goods, services, or manufactured products where the	Include: All orders which have not been shipped	Exclude: Sales Wholesaling services
HOURS_PRDWRK_NUM	RCPT_ECOMM_VAL	RCPT_UF	EXPS_RESALE_VAL

Expenses

Employer's Cost for Fringe Benefits	Temporary Staff and Leased Employee Expense	Expensed Purchases of Software
What was the total amount paid for fringe benefits in 2023?	What was the amount paid for temporary staff and leased employees in 2023?	What was the amount paid for software (prepackaged, custom-coded, or vendor-customized) in 2023?
Include: Employer's cost for legally required programs and programs not required by law Insurance premiums for hospital plans, medical plans, and dental service plans (e.g., dental) EXPS_FRNG_BENEFIT_VAL	Include: All associated charges for payroll, benefits, and services Total costs paid to professional employer organizations (PEOs) and EXPS_TEMPSTAF_VAL	Include: Software developed or customized by others Web design services and purchases Licensing agreements EXPS_EXSOFT_VAL

Data Processing and Other Purchased Computer Services	Purchased Communication Services	Computer Hardware and Other Equipment
What was the amount paid for data processing and other purchased computer services in 2023?	What was the amount paid for purchased communications services in 2023?	What was the amount paid for expensed computer hardware and other equipment in 2023?
Include: Web hosting Computer facilities management services Computer input preparation Data storage	Include: Telephone, cellular, and fax services Computer-related communications (e.g., internet connectivity) Other wired and	Include: Copiers, fax machines, telephones, shop and lab equipment, CPUs, monitors, laptops, and tablets Manufacturing Also Includes
EXPS_DATAPROC_VAL	EXPS_COMMSVC_VAL	EXPS_COMPTR_OTHEQ_VAL

Purchased Advertising and Promotional Services	Purchased Professional and Technical Services	Purchased Repairs and Maintenance to Machinery, Vehicles, and Equipment
What was the amount paid for purchased advertising and promotional services in 2023?	What was the amount paid for purchased professional and technical services in 2023?	What was the amount paid for purchased repairs and maintenance to machinery, vehicles, and equipment in 2023?
Include: Marketing and public relations services Manufacturing Also Include:	Include: Management consulting Accounting Auditing Bookkeeping Legal	Include: Expensed repair and maintenance services to machinery, vehicles, equipment, and computer hardware Repairs for painting
EXPS_ADVERT_VAL	EXPS_PROFTECH_VAL	EXPS_MACH_REP_VAL

Purchased Repairs and Maintenance to Buildings, Structures, and Offices	Lease and Rental Payments for Machinery, Equipment, and Other Tangible Items	Lease and Rental Payments for Land, Buildings, and Other Structures
What was the amount paid for purchased repairs and maintenance to buildings, structures, and offices in 2023?	What was the amount paid for lease and rental payments for machinery, equipment, and other tangible items in 2023?	What was the amount paid for lease and rental payments for land, buildings, and other structures in 2023?
<p>Include:</p> <p>Repairs and maintenance to integral parts of buildings (e.g., elevators, heating systems)</p> <p>Repairs for painting, roof repairs, and other repairs</p>	<p>Include:</p> <p>Operating leases</p> <p>Penalties incurred for broken leases</p> <p>Production, loading, and transportation machinery and equipment without</p>	<p>Include:</p> <p>Store spaces, offices, and job-site trailers</p> <p>Land on which the buildings and other structures stand</p> <p>Operating leases</p>
EXPS_BUILD_REP_VAL	EXPS_RENT_MACH_VAL	EXPS_RENT_BUILD_VAL

Purchased Electricity	Quantity of Purchased Electricity	Quantity of Electricity Sold or Transferred to Other Establishments
What was the amount paid for purchased electricity in 2023?	What was the quantity of purchased electricity in 2023?	What was the quantity of electricity sold or transferred to other establishments in 2023?
Include: The cost of electricity paid directly to the utility company		
Exclude:		
EXPS_ELEC_VAL	ELEC_PRCH_KWH_NUM	ELEC_SOLD_KWH_NUM

Quantity of Generated Electricity	Purchased Fuels (Except Motor Fuels)	Water, Sewer, Refuse Removal, and Other Utility Payments	Governmental Taxes and License Fees
What was the quantity of generated electricity in 2023?	What was the amount paid for purchased fuels (except motor fuels) in 2023?	What was the amount paid for water, sewer, refuse removal, and other utility payments in 2023?	What was the amount paid for governmental taxes and licensing fees in 2023?
	Include: Fuel for heating, power, or generating electricity (e.g., natural gas, propane, oil, coal)	Include: The cost of hazardous waste removal Exclude:	Include: Payments to government agencies for taxes and licenses Business and property taxes
ELEC_GEN_KWH_NUM	EXPS_FUEL_VAL	EXPS_REFUSE_VAL	EXPS_TAX_VAL

Materials, Parts, and Supplies	Depreciation and Amortization Charges	Cost Contract Work	All Other Operating Expenses
What was the amount paid for materials, parts, and supplies not purchased for resale in 2023?	What was the amount paid for depreciation and amortization charges in 2023?	What was the amount paid for production-related costs for work done for you by others on your materials (work contracted to others) in 2023?	What was the amount paid for all other operating expenses in 2023?
Include: Materials, parts, and supplies used in providing services to others and/or manufacturing	Include: Depreciation charges taken against tangible assets owned and used	Exclude: Cost of production-related materials purchased for other companies (contractors)	Include: All other operating expenses not reported elsewhere
EXP5_MAT_V1_VAL	EXP5_DEPR_VAL	EXP5_CONTRACT_VAL	EXP5_OTHER_VAL

		Capital Expenses
All Other Operating Expenses - Specify	Total Operating Expenses	Capital Expenditures: New buildings
If all other operating expenses are greater than 50% of total operating expenses, specify their primary source.	What were the total operating expenses in 2023?	What were the total capital expenditures for new buildings and other structures?
	Include: Annual payroll before deductions Employer's cost for fringe benefits (e.g., health insurance, pension)	Include as new structures: Assets under construction, construction in progress, major additions, alterations, reconstruction, and capitalized repairs and improvements to existing structures, buildings
EXPS_OTHER_WRTIN_TXT	EXPS_TOT_VAL	CAPEX_BUILD_NEW_VAL

Capital Expenditures: Used buildings	Capital Expenditures: New machinery	Capital Expenditures: Used machinery
What were the total capital expenditures for used buildings and other structures?	What were the total capital expenditures for new machinery and equipment in 2023?	What were the total capital expenditures for used machinery and equipment in 2023?
Include: Buildings and other structures which have been previously owned and occupied Exclude:	Include: Mechanical or electrical machinery or equipment that has not been previously used, installed or refurbished Machinery, furniture, fixtures, computer software	Include: Mechanical or electrical machine or equipment that has been previously used, installed or refurbished Machinery, furniture, fixtures, computer software, IT
CAPEX_BUILD_USED_VAL	CAPEX_MACH_NEW_VAL	CAPEX_MACH_USED_VAL

Robotics: Capital Expenditures	Robotics: In operation	Robotics: In operation, explain
What were the capital expenditures for new and used industrial robotic equipment, including software, installation, and other one-time costs?	What was the number of industrial robots in operation at this establishment?	If you are unable to provide the number of industrial robots in operation, please explain:
Industrial Robotic Equipment Industrial robotic equipment (or industrial robots) are automatically controlled	Industrial Robotic Equipment Industrial robotic equipment (or industrial robots) are automatically controlled, reprogrammable, and multipurpose machines used in the industrial automated	Industrial Robotic Equipment Industrial robotic equipment (or industrial robots) are automatically controlled, reprogrammable, and multipurpose machines used in the industrial automated operations Industrial robots may be mobile
ROBOT_INDST_VAL	ROBOT_INDST_INOP_NUM	ROBOT_INDST_INOP_WRTIN_TXT

		Inventories
Robotics: Purchased	Robotics: Purchased, explain	Status of inventories at end of 2023
What was the number of industrial robots purchased for this establishment?	If you are unable to provide the number of industrial robots purchased, please explain:	Did this establishment (or establishments in this industry) own inventories, regardless of where held, as of
Industrial Robotic Equipment Industrial robotic equipment (or industrial robots) are automatically controlled, reprogrammable, and multipurpose machines used in the industrial automated operations.	Industrial Robotic Equipment Industrial robotic equipment (or industrial robots) are automatically controlled, reprogrammable, and multipurpose machines used in the industrial automated operations. Industrial robots may be mobile.	Report inventories at cost or market value as of December 31 (or the end of the period for which you are
ROBOT_INDST_PRCH_NUM	ROBOT_INDST_PRCH_WRTIN_TXT	INV_STAT

Finished Goods at end of 2023	Work-in-process at end of 2023	Materials at end of 2023	Total inventories at end of 2023
What was the value of inventories owned as of December 31, 2023, for finished goods?	What was the value of inventories owned as of December 31, 2023, for work-in-process?	What was the value of inventories owned as of December 31, 2023, for materials, supplies, fuels, etc.?	What was the total value of inventories owned as of December 31, 2023?
Report inventories at cost or market value as of December 31, and before Last-In, First-Out (LIFO) adjustment, if applicable. Use generally accepted	Report inventories at cost or market value as of December 31, and before Last-In, First-Out (LIFO) adjustment, if applicable. Use generally accepted	Report inventories at cost or market value as of December 31, and before Last-In, First-Out (LIFO) adjustment, if applicable. Use generally accepted	Report inventories at cost or market value as of December 31 (or the end of the period for which you are reporting), and before LIFO (Last-In, First-Out) adjustment, if
INV_E_FIN_VAL	INV_E_WIP_VAL	INV_E_MAT_VAL	INV_E_TOT_DVAL

Finished Goods at end of 2022	Work-in-process at end of 2022	Materials at end of 2022	Total inventories at end of 2022
What was the value of inventories owned as of December 31, 2022, for finished goods?	What was the value of inventories owned as of December 31, 2022, for work-in-process?	What was the value of inventories owned as of December 31, 2022, for materials, supplies, fuels, etc.?	What was the total value of inventories owned as of December 31, 2022?
Report inventories at cost or market value as of December 31, and before Last-In, First-Out (LIFO) adjustment, if applicable. Use generally accepted	Report inventories at cost or market value as of December 31, and before Last-In, First-Out (LIFO) adjustment, if applicable. Use generally accepted	Report inventories at cost or market value as of December 31, and before Last-In, First-Out (LIFO) adjustment, if applicable. Use generally accepted	Report inventories at cost or market value as of December 31 (or the end of the period for which you are reporting), and before LIFO (Last-In, First-Out) adjustment, if
INV_B_FIN_VAL	INV_B_WIP_VAL	INV_B_MAT_VAL	INV_B_TOT_DVAL

FIFO valuation method end of 2023	Average cost valuation method end of 2023	Standard cost valuation method at end of 2023	Other non-LIFO valuation method at end of 2023
How much of the total inventories as of December 31, 2023, were subject to the FIFO (First-in, First-out) cost valuation method?	How much of the total inventories as of December 31, 2023, were subject to the average cost valuation method?	How much of the total inventories as of December 31, 2023, were subject to the standard cost valuation method?	How much of the total inventories as of December 31, 2023, were subject to other non-LIFO (Last-in, First-out) cost valuation methods?
FIFO (First-In, First-Out) is defined as the first inventory item in will be the first used or sold, in terms of the dollar value of the item. The physical item is not necessarily	Average cost is defined as expensing the inventory items at the average cost of the goods over the year. You would add all like inventory items together and	Standard Cost is defined as expensing the inventory items at a set price determined by the establishment.	Report the value of any other non-LIFO valuation method(s) and describe it in the provided text box.
INV_E_FIFO_VAL	INV_E_AVG_VAL	INV_E_STD_VAL	INV_E_OTHNL_VAL

Total non-LIFO valuation method at end of 2023	Total LIFO valuation method at end of 2023	Total LIFO and non-LIFO valuation method at end of 2023
What was the total value of inventories owned as of December 31, 2023, using non-LIFO (Last-in, First-out) cost valuation methods?	How much of the total inventories as of December 31, 2023, were subject to the LIFO (Last-in, First-out) cost valuation method?	What was the total value of inventories owned as of December 31, 2023, using LIFO (Last-in, First-out) and non-LIFO cost valuation methods?
	Report the gross value of inventories subject to the LIFO valuation method; use the value of the inventories before calculations to determine LIFO value	
INV_E_NL_TOT_DVAL	INV_E_LIFO_VAL	INV_E_IVAL_TOT_DVAL

LIFO Reserve at end of 2023	FIFO valuation method at end of 2022	Average cost valuation method at end of 2022	Standard cost valuation method at end of 2022
What was the amount of LIFO (Last-in, First-out) reserve (if any) as of December 31, 2023? Use a minus sign "-" to indicate a negative value.	How much of the total inventories as of December 31, 2022, were subject to the FIFO (First-in, First-out) cost valuation method?	How much of the total inventories as of December 31, 2022, were subject to the average cost valuation method?	How much of the total inventories as of December 31, 2022, were subject to the standard cost valuation method?
If you calculate the LIFO carrying value of inventories by specific goods LIFO (unit LIFO), please estimate the current cost of inventories for determining the LIFO reserve. LIFO reserve is the difference between the	FIFO (First-In, First-Out) is defined as the first inventory item in will be the first used or sold, in terms of the dollar value of the item. The physical item is not necessarily	Average cost is defined as expensing the inventory items at the average cost of the goods over the year. You would add all like inventory items together and	Standard Cost is defined as expensing the inventory items at a set price determined by the establishment.
INV_E_LIFO_RSV_VAL	INV_B_FIFO_VAL	INV_B_AVG_VAL	INV_B_STD_VAL

Other non-LIFO valuation method at end of 2022	Total non-LIFO valuation method at end of 2022	Total LIFO valuation method at end of 2022
How much of the total inventories as of December 31, 2022, were subject to other non-LIFO (Last-in, First-out) cost valuation methods?	What was the total value of inventories owned as of December 31, 2022, using non-LIFO (Last-in, First-out) cost valuation methods?	How much of the total inventories as of December 31, 2022, were subject to the LIFO (Last-in, First-out) cost valuation method?
Report the value of any other non-LIFO valuation method(s) and describe it in the provided text box.		Report the gross value of inventories subject to the LIFO valuation method; use the value of the inventories before calculations to determine LIFO value. LIFO is defined as the
INV_B_OTHNL_VAL	INV_B_NL_TOT_DVAL	INV_B_LIFO_VAL

Total LIFO and non-LIFO valuation method at end of 2022	LIFO Reserve at end of 2022
What was the total value of inventories owned as of December 31, 2022, using LIFO (Last-in, First-out) and non-LIFO cost valuation methods?	What was the amount of LIFO (Last-in, First-out) reserve (if any) as of December 31, 2022? Use a minus sign "-" to indicate a negative value.
	If you calculate the LIFO carrying value of inventories by specific goods LIFO (unit LIFO), please estimate the current cost of inventories for determining the LIFO reserve. LIFO reserve is the difference between the
INV_B_IVAL_TOT_DVAL	INV_B_LIFO_RSV_VAL

	Establishment Information			
	Address 1	Address 2	Store Number	Street
	Prelisted from Verify Locations Tab	Prelisted from Verify Locations Tab	Prelisted from Verify Locations Tab	Prelisted from Verify Locations Tab
Unique identifier used for downloading and uploading data ID	PHYSLOC_ADDR_NAME	PHYSLOC_ADDR_N	RECORD_STOREN	PHYSLOC_A
	20079392582	MANUFACTURING		2 12 Main St
	20079392802	MANUFACTURING		3 13 Main St
	20079393072	MANUFACTURING		4 14 Main St
	20079393472	MANUFACTURING		5 15 Main St
	20079393592	MANUFACTURING		6 16 Main St
	20079393602	MANUFACTURING		7 17 Main St
	20079393882	MANUFACTURING		8 18 Main St
	28020928852	MANUFACTURING		9 19 Main St
	29000088282	MANUFACTURING		10 20 Main St

[illegible]

Unique identifier used for downloading and uploading data	Establishment Information	
	Address 1	Address 2
	Prelisted from Verify Locations Tab	Prelisted from Verify Locations Tab
ID	PHYSLOC_ADDR_NAME1_TXT	PHYSLOC_ADDR_NAME2_TXT
Structural Steel		
20007420112	Structural Steel and Precast Concrete Contractors	
30000002953	Total for Structural Steel Locations Above	
Merchant Wholesale		
20079392532	Wholesalers	
30000002973	Total of Merchant Wholesale Locations Above	
Gasoline Stations		
20006200772	Gasoline Stations with Convenience Stores	
20006692572	Gasoline Stations with Convenience Stores	
20006692582	Gasoline Stations with Convenience Stores	
20007420092	Gasoline Stations with Convenience Stores	
20007818272	Gasoline Stations with Convenience Stores	
20007818322	Gasoline Stations with Convenience Stores	
20008097972	Gasoline Stations with Convenience Stores	
20008097982	Gasoline Stations with Convenience Stores	
20008097992	Gasoline Stations with Convenience Stores	
20079392322	Gasoline Stations with Convenience Stores	
20079392342	Gasoline Stations with Convenience Stores	
20079392362	Gasoline Stations with Convenience Stores	
20079392422	Gasoline Stations with Convenience Stores	
20079392452	Gasoline Stations with Convenience Stores	
20079392462	Gasoline Stations with Convenience Stores	
20079392472	Gasoline Stations with Convenience Stores	

[illegible]

28012006522	Gasoline Stations with Convenience Stores
28015019682	Gasoline Stations with Convenience Stores
28015019692	Gasoline Stations with Convenience Stores
28015019702	Gasoline Stations with Convenience Stores
28017327292	Gasoline Stations with Convenience Stores
28017327302	Gasoline Stations with Convenience Stores
28020928842	Gasoline Stations with Convenience Stores
29000088242	Gasoline Stations with Convenience Stores
29000088252	Gasoline Stations with Convenience Stores
29000088262	Gasoline Stations with Convenience Stores
30000002983	Sum of Gasoline Station Locations Above
20008449232	Other Gas Stations
30000002993	
20079393482	Marinas
30000003003	
29000088232	Hotels (except Casino Hotels) and Motels
30000003013	
20079392822	Hotels (except Casino Hotels) and Motels
28008377112	Hotels (except Casino Hotels) and Motels
30000003023	
20079392932	Data Processing, Hosting, and Related Services
30000003033	
20079392782	Corporate, Subsidiary, and Regional Managing Offices
20079393582	Corporate, Subsidiary, and Regional Managing Offices
30000003043	
28016360252	Car Washes
28016360262	Car Washes
28016360272	Car Washes
28016360282	Car Washes
28016360292	Car Washes
28016360302	Car Washes
28016360312	Car Washes
28016360322	Car Washes
28017327262	Car Washes
28017327272	Car Washes
28017327282	Car Washes
28018748012	Car Washes
30000003053	
28018748022	Commercial and Industrial Machinery and Equipment (except Automotive
30000003063	
20007420102	Civic and Social Organizations
30000003073	

30	12 Main St	GENESEO
31	12 Main St	GENESEO
32	12 Main St	GENESEO
33	12 Main St	GENESEO
34	12 Main St	GENESEO
35	12 Main St	GENESEO
36	12 Main St	GENESEO
37	12 Main St	GENESEO
38	12 Main St	GENESEO
39	12 Main St	GENESEO
40	12 Main St	GENESEO
41	12 Main St	GENESEO
42	12 Main St	GENESEO
43	12 Main St	GENESEO
44	12 Main St	GENESEO
45	12 Main St	GENESEO
46	12 Main St	GENESEO
47	12 Main St	GENESEO
48	12 Main St	GENESEO
49	12 Main St	GENESEO
50	12 Main St	GENESEO
51	12 Main St	GENESEO
52	12 Main St	GENESEO
53	12 Main St	GENESEO
54	12 Main St	GENESEO
55	12 Main St	GENESEO
56	12 Main St	GENESEO
57	12 Main St	GENESEO
58	12 Main St	GENESEO
59	12 Main St	GENESEO
60	12 Main St	GENESEO
61	12 Main St	GENESEO
62	12 Main St	GENESEO
63	12 Main St	GENESEO
64	12 Main St	GENESEO
65	12 Main St	GENESEO
66	12 Main St	GENESEO
67	12 Main St	GENESEO
68	12 Main St	GENESEO
69	12 Main St	GENESEO
70	12 Main St	GENESEO
71	12 Main St	GENESEO
72	12 Main St	GENESEO
73	12 Main St	GENESEO

74	12 Main St	GENESEO
75	12 Main St	GENESEO
76	12 Main St	GENESEO
77	12 Main St	GENESEO
78	12 Main St	GENESEO
79	12 Main St	GENESEO
80	12 Main St	GENESEO
81	12 Main St	GENESEO
82	12 Main St	GENESEO
83	12 Main St	GENESEO

85	12 Main St	GENESEO
----	------------	---------

87	12 Main St	GENESEO
----	------------	---------

89	12 Main St	GENESEO
----	------------	---------

91	12 Main St	GENESEO
92	12 Main St	GENESEO

94	12 Main St	GENESEO
----	------------	---------

96	12 Main St	GENESEO
97	12 Main St	GENESEO

99	12 Main St	GENESEO
100	12 Main St	GENESEO
101	12 Main St	GENESEO
102	12 Main St	GENESEO
103	12 Main St	GENESEO
104	12 Main St	GENESEO
105	12 Main St	GENESEO
106	12 Main St	GENESEO
107	12 Main St	GENESEO
108	12 Main St	GENESEO
109	12 Main St	GENESEO
110	12 Main St	GENESEO

112	12 Main St	GENESEO
-----	------------	---------

113	12 Main St	GENESEO
-----	------------	---------

[illegible]

[illegible]

NY	11111	999999999 44711000
NY	11111	999999999 44711000
NY	11111	999999999 44711000
NY	11111	999999999 44711000
NY	11111	999999999 44711000
NY	11111	999999999 44711000
NY	11111	999999999 44711000
NY	11111	999999999 44711000
NY	11111	999999999 44711000
NY	11111	999999999 44711000
		447110
NY	11111	999999999 44719000
		447190
NY	11111	999999999 51821000
		518210
NY	11111	999999999 55111200
		551112
NY	11111	999999999 55111400
NY	11111	999999999 55111400
		551114
NY	11111	999999999 71393000
		713930
NY	11111	999999999 72111000
NY	11111	999999999 72111000
		721110
NY	11111	999999999 81119200
NY	11111	999999999 81119200
NY	11111	999999999 81119200
NY	11111	999999999 81119200
NY	11111	999999999 81119200
NY	11111	999999999 81119200
NY	11111	999999999 81119200
NY	11111	999999999 81119200
NY	11111	999999999 81119200
NY	11111	999999999 81119200
NY	11111	999999999 81119200
		811192
NY	11111	999999999 81131000
		811310
NY	11111	999999999 81341000
		813410

shment		Tax Status	Location Description
Primary Business or Activity Description	Type of Operation	Tax Status: Exempt Income Status	Establishment Location
Prelisted from Verify Locations Tab	Prelisted from Verify Locations Tab	Prelisted from Verify Locations Tab	Prelisted from Verify Locations Tab
	1x - Merchant wholesalers (buying and selling on own account), except manufacturers' sales branches and offices 2x - Manufacturers' sales branches and offices		Do not change
NAICS_DESC_TXT	TYPOP_DESC_TXT	TAX_DESC_TXT	KAU_LOC_DESC_TXT
	50 states and DC		
	50 states and DC		
	Merchant wholesalers (buying and selling on own account), except ma		
	Merchant wholesalers (buying and selling c50 states and DC		



[REDACTED]

[REDACTED]

[REDACTED]

[REDACTED]

[REDACTED]

[REDACTED]

[REDACTED]

[REDACTED]

[REDACTED]

[REDACTED]



[REDACTED]













Electronic Health Records: Expenses	Purchased Printing Services	Purchased Software Reproduction	Broadcast Rights and Music License Fees	Network Compensation Fees (networks only)	Program and Production Costs	Access Charges	Universal Service Contributions (USC) and Other Similar	Operating Interest Expense
What were the total expenses for electronic health record	What was the amount paid for purchased or contracted printing	What was the amount paid for purchased or contracted	What was the amount paid for broadcast rights and music license	What was the amount paid for network compensation fees (networks only)	What was the amount paid for program and production costs	What was the amount paid for access charges in 2023?	What was the amount paid for universal service contributions (USC)	What was the amount paid for operating interest expense in 2023?
			Include: The cost of broadcast rights to feature films	Include: The cost of programming time purchased from	Include: Talent and music license fees The	Include: Fees for leased facilities access charges paid to	Include: Payments to state and federal governments	
EXPS_EH	EXPS_PRI	EXPS_SOF	EXPS_BR	EXPS_NET	EXPS_PR	EXPS_AC	EXPS_US	EXPS_INT





[Redacted]

[Redacted]

[Redacted]

[Redacted]

[Redacted]

[Redacted]

[Redacted]

[Redacted]

Capital Expenditures: Used buildings	Capital Expenditures: New machinery	Capital Expenditures: Used machinery
What were the total capital expenditures for used buildings and other structures?	What were the total capital expenditures for new machinery and equipment in 2023?	What were the total capital expenditures for used machinery and equipment in 2023?
Include: Buildings and other structures which have been previously owned and occupied Exclude:	Include: Mechanical or electrical machinery or equipment that has not been previously used, installed or refurbished Machinery, furniture, fixtures, computer software, IT	Include: Mechanical or electrical machine or equipment that has been previously used, installed or refurbished Machinery, furniture, fixtures, computer software, IT
CAPEX_BUILD_USED_VAL	CAPEX_MACH_NEW_VAL	CAPEX_MACH_USED_VAL

--

--

--

--

--

[Redacted]

[Redacted]

[Redacted]

[Redacted]

[Redacted]

[Redacted]

[Redacted]

[Redacted]

[Redacted]

[Redacted]

[REDACTED]

[REDACTED]

[REDACTED]

[REDACTED]

[REDACTED]

[REDACTED]

[REDACTED]

[REDACTED]

[REDACTED]

[REDACTED]

[REDACTED]

[REDACTED]

[REDACTED]

[REDACTED]

[REDACTED]

[REDACTED]

[REDACTED]

[REDACTED]

[REDACTED]

[REDACTED]

[REDACTED]

[REDACTED]

[REDACTED]

[REDACTED]

[REDACTED]

[REDACTED]

[REDACTED]

[REDACTED]

[REDACTED]

[REDACTED]

[REDACTED]

[REDACTED]

[REDACTED]

[REDACTED]


[REDACTED]


[REDACTED]


[REDACTED]



[REDACTED]


[REDACTED]











Unique identifier used for downloading and uploading data ID	Establishment Information	
	Address 1	Address 2
	Prelisted from Verify Locations Tab	Prelisted from Verify Locations Tab

Structural Steel

20007420112

Merchant Wholesale

20079392532

Gasoline Stations

20006200772

20006692572

20006692582

20007420092

20007818272

20007818322

20008097972

20008097982

20008097992

20079392322

20079392342

20079392362

20079392422

20079392452

200/9392462

20079392472

[illegible]

28015019682	Gasoline Stations with Convenience Stores
28015019692	Gasoline Stations with Convenience Stores
28015019702	Gasoline Stations with Convenience Stores
28017327292	Gasoline Stations with Convenience Stores
28017327302	Gasoline Stations with Convenience Stores
28020928842	Gasoline Stations with Convenience Stores
29000088242	Gasoline Stations with Convenience Stores
29000088252	Gasoline Stations with Convenience Stores
29000088262	Gasoline Stations with Convenience Stores
30000002983	Sum of Gasoline Station Locations Above
20008449232	Other Gas Stations
30000002993	
20079393482	Marinas
30000003003	
29000088232	Hotels (except Casino Hotels) and Motels
30000003013	
20079392822	Hotels (except Casino Hotels) and Motels
28008377112	Hotels (except Casino Hotels) and Motels
30000003023	
20079392932	Data Processing, Hosting, and Related Services
30000003033	
20079392782	Corporate, Subsidiary, and Regional Managing Offices
20079393582	Corporate, Subsidiary, and Regional Managing Offices
30000003043	
28016360252	Car Washes
28016360262	Car Washes
28016360272	Car Washes
28016360282	Car Washes
28016360292	Car Washes
28016360302	Car Washes
28016360312	Car Washes
28016360322	Car Washes
28017327262	Car Washes
28017327272	Car Washes
28017327282	Car Washes
28018748012	Car Washes
30000003053	
28018748022	Commercial and Industrial Machinery and Equipment (except Automotive
30000003063	
20007420102	Civic and Social Organizations
30000003073	

Store Number	Street	City
Prelisted from Verify Locations Tab	Prelisted from Verify Locations Tab	Prelisted from Verify Locations Tab
RECORD_STORENUM_TXT	PHYSLOC_ADDR_STREET_TXT	PHYSLOC_ADDR_CITY_TXT
	1 12 Main St	GENESEO
	12 12 Main St	GENESEO
	14 12 Main St	GENESEO
	15 12 Main St	GENESEO
	16 12 Main St	GENESEO
	17 12 Main St	GENESEO
	18 12 Main St	GENESEO
	19 12 Main St	GENESEO
	20 12 Main St	GENESEO
	21 12 Main St	GENESEO
	22 12 Main St	GENESEO
	23 12 Main St	GENESEO
	24 12 Main St	GENESEO
	25 12 Main St	GENESEO
	26 12 Main St	GENESEO
	27 12 Main St	GENESEO
	28 12 Main St	GENESEO
	29 12 Main St	GENESEO
	30 12 Main St	GENESEO

31	12 Main St	GENESEO
32	12 Main St	GENESEO
33	12 Main St	GENESEO
34	12 Main St	GENESEO
35	12 Main St	GENESEO
36	12 Main St	GENESEO
37	12 Main St	GENESEO
38	12 Main St	GENESEO
39	12 Main St	GENESEO
40	12 Main St	GENESEO
41	12 Main St	GENESEO
42	12 Main St	GENESEO
43	12 Main St	GENESEO
44	12 Main St	GENESEO
45	12 Main St	GENESEO
46	12 Main St	GENESEO
47	12 Main St	GENESEO
48	12 Main St	GENESEO
49	12 Main St	GENESEO
50	12 Main St	GENESEO
51	12 Main St	GENESEO
52	12 Main St	GENESEO
53	12 Main St	GENESEO
54	12 Main St	GENESEO
55	12 Main St	GENESEO
56	12 Main St	GENESEO
57	12 Main St	GENESEO
58	12 Main St	GENESEO
59	12 Main St	GENESEO
60	12 Main St	GENESEO
61	12 Main St	GENESEO
62	12 Main St	GENESEO
63	12 Main St	GENESEO
64	12 Main St	GENESEO
65	12 Main St	GENESEO
66	12 Main St	GENESEO
67	12 Main St	GENESEO
68	12 Main St	GENESEO
69	12 Main St	GENESEO
70	12 Main St	GENESEO
71	12 Main St	GENESEO
72	12 Main St	GENESEO
73	12 Main St	GENESEO
74	12 Main St	GENESEO

75	12 Main St	GENESEO
76	12 Main St	GENESEO
77	12 Main St	GENESEO
78	12 Main St	GENESEO
79	12 Main St	GENESEO
80	12 Main St	GENESEO
81	12 Main St	GENESEO
82	12 Main St	GENESEO
83	12 Main St	GENESEO

85	12 Main St	GENESEO
----	------------	---------

87	12 Main St	GENESEO
----	------------	---------

89	12 Main St	GENESEO
----	------------	---------

91	12 Main St	GENESEO
92	12 Main St	GENESEO

94	12 Main St	GENESEO
----	------------	---------

96	12 Main St	GENESEO
97	12 Main St	GENESEO

99	12 Main St	GENESEO
100	12 Main St	GENESEO
101	12 Main St	GENESEO
102	12 Main St	GENESEO
103	12 Main St	GENESEO
104	12 Main St	GENESEO
105	12 Main St	GENESEO
106	12 Main St	GENESEO
107	12 Main St	GENESEO
108	12 Main St	GENESEO
109	12 Main St	GENESEO
110	12 Main St	GENESEO

112	12 Main St	GENESEO
-----	------------	---------

113	12 Main St	GENESEO
-----	------------	---------

			Activity at Establishment
State	ZIP Code	EIN Number	Primary Business or Activity (NAICS Code)
Prelisted from Verify Locations Tab	Prelisted from Verify Locations Tab	Prelisted from Verify Locations Tab	Prelisted from Verify Locations Tab
PHYSLOC_ADDR_ST_TXT	PHYSLOC_ADDR_ZIP_NUM	EIN_NUM	NAICS_CODE

			238120
NY	11111	999999999	23812000

NY	11111	999999999	42472000
			424720

[illegible]

[illegible]

NY	11111	999999999 44711000
NY	11111	999999999 44711000
NY	11111	999999999 44711000
NY	11111	999999999 44711000
NY	11111	999999999 44711000
NY	11111	999999999 44711000
NY	11111	999999999 44711000
NY	11111	999999999 44711000
NY	11111	999999999 44711000
		447110
NY	11111	999999999 44719000
		447190
NY	11111	999999999 51821000
		518210
NY	11111	999999999 55111200
		551112
NY	11111	999999999 55111400
NY	11111	999999999 55111400
		551114
NY	11111	999999999 71393000
		713930
NY	11111	999999999 72111000
NY	11111	999999999 72111000
		721110
NY	11111	999999999 81119200
NY	11111	999999999 81119200
NY	11111	999999999 81119200
NY	11111	999999999 81119200
NY	11111	999999999 81119200
NY	11111	999999999 81119200
NY	11111	999999999 81119200
NY	11111	999999999 81119200
NY	11111	999999999 81119200
NY	11111	999999999 81119200
NY	11111	999999999 81119200
NY	11111	999999999 81119200
		811192
NY	11111	999999999 81131000
		811310
NY	11111	999999999 81341000
		813410

[illegible]




Resales Expense		Expenses
Resales	Purchases of Products for Resale	Employer's Cost for Fringe Benefits
What was the total cost for all products bought and sold without further processing in 2023?	What was the total cost of all merchandise purchased for resale for which title was taken, whether or not payment was made, in 2023?	What was the total amount paid for fringe benefits in 2023?
Exclude: Sales Wholesaling services	Include: Amounts allowed for trade-ins Both raw and finished goods Products in transit to you for which you have taken title Freight, delivery, and other	Include: Employer's cost for legally required programs and programs not required by law Insurance premiums for hospital plans, medical plans, and single service plans (e.g., dental
EXPS_RESALE_VAL	EXPS_PRCH_RESALE_VAL	EXPS_FRNG_BENEFIT_VAL

--	--	--

--	--	--

--	--	--





[Redacted text block]

[Redacted text line]

[Redacted text block]

[Redacted text block]

[Redacted text block]

[Redacted text block]


[Redacted text line]

[Redacted text line]


Purchased Professional and Technical Services	Purchased Repairs and Maintenance to Machinery, Vehicles, and Equipment	Purchased Repairs and Maintenance to Buildings, Structures, and Offices
What was the amount paid for purchased professional and technical services in 2023?	What was the amount paid for purchased repairs and maintenance to machinery, vehicles, and equipment in 2023?	What was the amount paid for purchased repairs and maintenance to buildings, structures, and offices in 2023?
Include: Management consulting Accounting Auditing Bookkeeping Legal	Include: Expensed repair and maintenance services to machinery, vehicles, equipment, and computer hardware Repairs for painting	Include: Repairs and maintenance to integral parts of buildings (e.g., elevators, heating systems) Repairs for painting, roof repairs, and other repairs
EXPS_PROFTECH_VAL	EXPS_MACH_REP_VAL	EXPS_BUILD_REP_VAL









Depreciation and Amortization Charges	Purchased Fuels for Transportation Equipment	Purchased Freight Transportation	Purchased Repairs and Maintenance to Transportation	Cost of Insurance	Medical Supplies	Professional Liability Insurance	Electronic Health Records: Status
What was the amount paid for depreciation and amortization charges in 2023?	What was the amount paid for purchased fuels for transportation equipment?	What was the amount paid for purchased freight transportation?	What was the amount paid for purchased repairs and maintenance to transportation?	What was the amount paid for insurance premiums in 2023?	What was the amount paid for medical supplies in 2023?	What was the amount paid for professional liability insurance in 2023?	Did your company have expenses for electronic health records in 2023?
Include: Depreciation charges taken against tangible assets owned and used <small>Tangible assets</small>	Include: Gasoline and other fuels purchased for transportation equipment	Include: Contract payments to railroads, airlines, etc.	Include: Repair and maintenance services	Include: Premiums for bonding and insurance	Include: Materials and supplies used in providing services	Include: Professional liability insurance premiums	
EXPS_DEPR_VAL	EXPS_FUE	EXPS_TR	EXPS_TR	EXPS_INS	EXPS_SU	EXPS_PR	EXPS_EH



Electronic Health Records: Expenses	Purchased Printing Services	Purchased Software Reproduction	Broadcast Rights and Music License Fees	Network Compensation Fees (networks only)	Program and Production Costs	Access Charges	Universal Service Contributions (USC) and Other Similar	Operating Interest Expense
What were the total expenses for electronic health record	What was the amount paid for purchased or contracted printing	What was the amount paid for purchased or contracted software	What was the amount paid for broadcast rights and music license	What was the amount paid for network compensation fees (networks only)	What was the amount paid for program and production costs	What was the amount paid for access charges in 2023?	What was the amount paid for universal service contributions (USC)	What was the amount paid for operating interest expense in 2023?
			Include: The cost of broadcast rights to feature films	Include: The cost of programming time purchased from	Include: Talent and music license fees The	Include: Fees for leased facilities access charges paid to	Include: Payments to state and federal governments	
EXPS_EH	EXPS_PRI	EXPS_SOF	EXPS_BR	EXPS_NET	EXPS_PR	EXPS_AC	EXPS_US	EXPS_INT



Direct Losses Incurred: Property, Except Life	Benefits Paid (Losses): Life	Benefits Paid (Losses): Health	Direct Losses Incurred: Property, including Life	Contributions, Gifts, and Grants Paid	Cost Contract Work
What was the amount paid for direct losses incurred for	What was the amount paid for benefits paid to policy holders	What was the amount paid for benefits paid to policy holders	What was the amount paid for direct losses incurred for	What was the amount paid for contributions, gifts or grants paid in 2023?	What was the amount paid for production-related costs for work done for you by others on your materials (work contracted to others) in 2023?
					Exclude: Cost of production-related materials purchased for other companies (contractors)
EXPS_LOS	EXPS_BE	EXPS_BE	EXPS_LOS	EXPS_GRANTS_VAL	EXPS_CONTRACT_VAL



[Redacted text block]

[Redacted text block]

[Redacted text block]

[Redacted text block]

[Redacted text block]

[Redacted text block]

[Redacted text block]

Capital Expenditures: Used buildings	Capital Expenditures: New machinery	Capital Expenditures: Used machinery
What were the total capital expenditures for used buildings and other structures?	What were the total capital expenditures for new machinery and equipment in 2023?	What were the total capital expenditures for used machinery and equipment in 2023?
Include: Buildings and other structures which have been previously owned and occupied Exclude:	Include: Mechanical or electrical machinery or equipment that has not been previously used, installed or refurbished Machinery, furniture, fixtures, computer software, IT	Include: Mechanical or electrical machine or equipment that has been previously used, installed or refurbished Machinery, furniture, fixtures, computer software, IT
CAPEX_BUILD_USED_VAL	CAPEX_MACH_NEW_VAL	CAPEX_MACH_USED_VAL

[Redacted]

[Redacted]

[Redacted]

[Redacted]

[Redacted]

[Redacted]

[Redacted]

[Redacted]

[Redacted]

[Redacted]

			Inventories
Capital Expenditures for Robotic Equipment	Remarks - Capital Expenditures for Robotic Equipment	Robotics: Capital Expenditures	Status of inventories at end of 2023
What were the capital expenditures in 2023 for new and used robotic equipment, including software	<ul style="list-style-type: none">• Briefly list the types of robotic equipment purchased in 2023.• If you are unable to report the capital expenditures for some or all of the robotic equipment purchased	What were the capital expenditures for new and used industrial robotic equipment, including software, installation, and other one-time costs?	Did this establishment (or establishments in this industry) own inventories, regardless of where held, as of
Report capital expenditures for new and used robotic equipment in 2023.		Industrial Robotic Equipment Industrial robotic equipment (or industrial robots) are automatically controlled	Report inventories at cost or market value as of December 31 (or the end of the period for which you are
ROBOT_VAL	ROBOT_WRTIN_TXT	ROBOT_INDST_VAL	INV_STAT

[REDACTED]

[REDACTED]

[REDACTED]

[REDACTED]

[REDACTED]

[REDACTED]

[REDACTED]

[REDACTED]

[REDACTED]

[REDACTED]

[REDACTED]

[REDACTED]

[REDACTED]

[REDACTED]

[REDACTED]

[REDACTED]

[REDACTED]

[REDACTED]

[REDACTED]

[REDACTED]

[REDACTED]

[REDACTED]

[REDACTED]

[REDACTED]

[REDACTED]

[REDACTED]

[REDACTED]

[REDACTED]

[REDACTED]

[REDACTED]

[REDACTED]

[REDACTED]

[REDACTED]

[REDACTED]

[REDACTED]

[REDACTED]


[REDACTED]





[REDACTED]


[REDACTED]

[REDACTED]

Date inventories reported	Finished Goods at end of 2023	Work-in-process at end of 2023	Materials at end of 2023
If inventories were not reported as of December 31, 2023, as of what date were inventories reported?	What was the value of inventories owned as of December 31, 2023, for finished goods?	What was the value of inventories owned as of December 31, 2023, for work-in-process?	What was the value of inventories owned as of December 31, 2023, for materials, supplies, fuels, etc.?
Report date in Include: All inventories owned by this establishment (or establishments in this industry), regardless of where	Report inventories at cost or market value as of December 31, and before Last-In, First-Out (LIFO) adjustment, if applicable. Use generally accepted	Report inventories at cost or market value as of December 31, and before Last-In, First-Out (LIFO) adjustment, if applicable. Use generally accepted	Report inventories at cost or market value as of December 31, and before Last-In, First-Out (LIFO) adjustment, if applicable. Use generally accepted
INV_RPT_DATE	INV_E_FIN_VAL	INV_E_WIP_VAL	INV_E_MAT_VAL








Other non-LIFO valuation method at end of 2023	Total non-LIFO valuation method at end of 2023	Total LIFO valuation method at end of 2023
How much of the total inventories as of December 31, 2023, were subject to other non-LIFO (Last-in, First-out) cost valuation methods?	What was the total value of inventories owned as of December 31, 2023, using non-LIFO (Last-in, First-out) cost valuation methods?	How much of the total inventories as of December 31, 2023, were subject to the LIFO (Last-in, First-out) cost valuation method?
Report the value of any other non-LIFO valuation method(s) and describe it in the provided text box.		Report the gross value of inventories subject to the LIFO valuation method; use the value of the inventories before calculations to determine LIFO value.
INV_E_OTHNL_VAL	INV_E_NL_TOT_DVAL	INV_E_LIFO_VAL





Unique identifier used for downloading and uploading data ID	Establishment Information	
	Address 1	Address 2
	Prelisted from Verify Locations Tab	Prelisted from Verify Locations Tab

ID

PHYSLOC_ADDR_NAME2_TXT

Structural Steel

20007420112

30000002953

Merchant Wholesale

20079392532

30000002973

Gasoline Stations

20006200772

20006692572

20006692582

20007420092

20007818272

20007818322

20008097972

20008097982

20008097992

20079392322

20079392342

20079392362

20079392422

20079392452

20079392462

20079392472

[illegible]

28012006522	Gasoline Stations with Convenience Stores
28015019682	Gasoline Stations with Convenience Stores
28015019692	Gasoline Stations with Convenience Stores
28015019702	Gasoline Stations with Convenience Stores
28017327292	Gasoline Stations with Convenience Stores
28017327302	Gasoline Stations with Convenience Stores
28020928842	Gasoline Stations with Convenience Stores
29000088242	Gasoline Stations with Convenience Stores
29000088252	Gasoline Stations with Convenience Stores
29000088262	Gasoline Stations with Convenience Stores
30000002983	Sum of Gasoline Station Locations Above
20008449232	Other Gas Stations
30000002993	
20079393482	Marinas
30000003003	
29000088232	Hotels (except Casino Hotels) and Motels
30000003013	
20079392822	Hotels (except Casino Hotels) and Motels
28008377112	Hotels (except Casino Hotels) and Motels
30000003023	
20079392932	Data Processing, Hosting, and Related Services
30000003033	
20079392782	Corporate, Subsidiary, and Regional Managing Offices
20079393582	Corporate, Subsidiary, and Regional Managing Offices
30000003043	
28016360252	Car Washes
28016360262	Car Washes
28016360272	Car Washes
28016360282	Car Washes
28016360292	Car Washes
28016360302	Car Washes
28016360312	Car Washes
28016360322	Car Washes
28017327262	Car Washes
28017327272	Car Washes
28017327282	Car Washes
28018748012	Car Washes
30000003053	
28018748022	Commercial and Industrial Machinery and Equipment (except Automotive)
30000003063	
20007420102	Civic and Social Organizations
30000003073	
Added Locations	

ADD 1	Gasoline Stations with Convenience Stores
ADD 2	Gasoline Stations with Convenience Stores
ADD 3	Gasoline Stations with Convenience Stores
ADD 4	Gasoline Stations with Convenience Stores
ADD 5	Gasoline Stations with Convenience Stores
ADD 6	Gasoline Stations with Convenience Stores
ADD 7	Gasoline Stations with Convenience Stores
ADD 8	Gasoline Stations with Convenience Stores
ADD 9	Gasoline Stations with Convenience Stores
ADD 10	Gasoline Stations with Convenience Stores

Store Number	Street	City
Prelisted from Verify Locations Tab	Prelisted from Verify Locations Tab	Prelisted from Verify Locations Tab
RECORD_STORENUM_TXT	PHYSLOC_ADDR_STREET_TXT	PHYSLOC_ADDR_CITY_TXT
1	12 Main St	GENESEO
12	12 Main St	GENESEO
14	12 Main St	GENESEO
15	12 Main St	GENESEO
16	12 Main St	GENESEO
17	12 Main St	GENESEO
18	12 Main St	GENESEO
19	12 Main St	GENESEO
20	12 Main St	GENESEO
21	12 Main St	GENESEO
22	12 Main St	GENESEO
23	12 Main St	GENESEO
24	12 Main St	GENESEO
25	12 Main St	GENESEO
26	12 Main St	GENESEO
27	12 Main St	GENESEO
28	12 Main St	GENESEO
29	12 Main St	GENESEO

30	12 Main St	GENESEO
31	12 Main St	GENESEO
32	12 Main St	GENESEO
33	12 Main St	GENESEO
34	12 Main St	GENESEO
35	12 Main St	GENESEO
36	12 Main St	GENESEO
37	12 Main St	GENESEO
38	12 Main St	GENESEO
39	12 Main St	GENESEO
40	12 Main St	GENESEO
41	12 Main St	GENESEO
42	12 Main St	GENESEO
43	12 Main St	GENESEO
44	12 Main St	GENESEO
45	12 Main St	GENESEO
46	12 Main St	GENESEO
47	12 Main St	GENESEO
48	12 Main St	GENESEO
49	12 Main St	GENESEO
50	12 Main St	GENESEO
51	12 Main St	GENESEO
52	12 Main St	GENESEO
53	12 Main St	GENESEO
54	12 Main St	GENESEO
55	12 Main St	GENESEO
56	12 Main St	GENESEO
57	12 Main St	GENESEO
58	12 Main St	GENESEO
59	12 Main St	GENESEO
60	12 Main St	GENESEO
61	12 Main St	GENESEO
62	12 Main St	GENESEO
63	12 Main St	GENESEO
64	12 Main St	GENESEO
65	12 Main St	GENESEO
66	12 Main St	GENESEO
67	12 Main St	GENESEO
68	12 Main St	GENESEO
69	12 Main St	GENESEO
70	12 Main St	GENESEO
71	12 Main St	GENESEO
72	12 Main St	GENESEO
73	12 Main St	GENESEO

74	12 Main St	GENESEO
75	12 Main St	GENESEO
76	12 Main St	GENESEO
77	12 Main St	GENESEO
78	12 Main St	GENESEO
79	12 Main St	GENESEO
80	12 Main St	GENESEO
81	12 Main St	GENESEO
82	12 Main St	GENESEO
83	12 Main St	GENESEO

85	12 Main St	GENESEO
----	------------	---------

87	12 Main St	GENESEO
----	------------	---------

89	12 Main St	GENESEO
----	------------	---------

91	12 Main St	GENESEO
92	12 Main St	GENESEO

94	12 Main St	GENESEO
----	------------	---------

96	12 Main St	GENESEO
97	12 Main St	GENESEO

99	12 Main St	GENESEO
100	12 Main St	GENESEO
101	12 Main St	GENESEO
102	12 Main St	GENESEO
103	12 Main St	GENESEO
104	12 Main St	GENESEO
105	12 Main St	GENESEO
106	12 Main St	GENESEO
107	12 Main St	GENESEO
108	12 Main St	GENESEO
109	12 Main St	GENESEO
110	12 Main St	GENESEO

112	12 Main St	GENESEO
-----	------------	---------

113	12 Main St	GENESEO
-----	------------	---------

104 12 Main Street	GENESEO
105 12 Main Street	GENESEO
106 12 Main Street	GENESEO
107 12 Main Street	GENESEO
108 12 Main Street	GENESEO
109 12 Main Street	GENESEO
110 12 Main Street	GENESEO
111 12 Main Street	GENESEO
112 12 Main Street	GENESEO
113 12 Main Street	GENESEO

[illegible]

[illegible]

NY	11111	999999999 44711000
NY	11111	999999999 44711000
NY	11111	999999999 44711000
NY	11111	999999999 44711000
NY	11111	999999999 44711000
NY	11111	999999999 44711000
NY	11111	999999999 44711000
NY	11111	999999999 44711000
NY	11111	999999999 44711000
NY	11111	999999999 44711000
		447110
NY	11111	999999999 44719000
		447190
NY	11111	999999999 51821000
		518210
NY	11111	999999999 55111200
		551112
NY	11111	999999999 55111400
NY	11111	999999999 55111400
		551114
NY	11111	999999999 71393000
		713930
NY	11111	999999999 72111000
NY	11111	999999999 72111000
		721110
NY	11111	999999999 81119200
NY	11111	999999999 81119200
NY	11111	999999999 81119200
NY	11111	999999999 81119200
NY	11111	999999999 81119200
NY	11111	999999999 81119200
NY	11111	999999999 81119200
NY	11111	999999999 81119200
NY	11111	999999999 81119200
NY	11111	999999999 81119200
NY	11111	999999999 81119200
NY	11111	999999999 81119200
		811192
NY	11111	999999999 81131000
		811310
NY	11111	999999999 81341000
		813410

NY
NY
NY
NY
NY
NY
NY
NY
NY
NY

11111
11111
11111
11111
11111
11111
11111
11111
11111
11111

shment		Tax Status	Location Description
Primary Business or Activity Description	Type of Operation	Tax Status: Exempt Income Status	Establishment Location
Prelisted from Verify Locations Tab	Prelisted from Verify Locations Tab	Prelisted from Verify Locations Tab	Prelisted from Verify Locations Tab
	1x - Merchant wholesalers (buying and selling on own account), except manufacturers' sales branches and offices 2x - Manufacturers' sales branches and offices		Do not change
NAICS_DESC_TXT	TYPOP_DESC_TXT	TAX_DESC_TXT	KAU_LOC_DESC_TXT
	50 states and DC		
50 states and DC			
	Merchant wholesalers (buying and selling on own account), except ma		
	Merchant wholesalers (buying and selling c50 states and DC		

[illegible]



Resales Expense		Expenses
Resales	Purchases of Products for Resale	Employer's Cost for Fringe Benefits
What was the total cost for all products bought and sold without further processing in 2023?	What was the total cost of all merchandise purchased for resale for which title was taken, whether or not payment was made, in 2023?	What was the total amount paid for fringe benefits in 2023?
Exclude: Sales Wholesaling services	Include: Amounts allowed for trade-ins Both raw and finished goods Products in transit to you for which you have taken title Freight, delivery, and other	Include: Employer's cost for legally required programs and programs not required by law Insurance premiums for hospital plans, medical plans, and single service plans (e.g., dental
EXPS_RESALE_VAL	EXPS_PRCH_RESALE_VAL	EXPS_FRNG_BENEFIT_VAL

[REDACTED]

[REDACTED]

[REDACTED]

[REDACTED]

[REDACTED]

[REDACTED]

[REDACTED]

[REDACTED]

[REDACTED]

[REDACTED]

[REDACTED]

[REDACTED]

[REDACTED]

[REDACTED]




Purchased Communication Services	Computer Hardware and Other Equipment	Purchased Advertising and Promotional Services
What was the amount paid for purchased communications services in 2023?	What was the amount paid for expensed computer hardware and other equipment in 2023?	What was the amount paid for purchased advertising and promotional services in 2023?
<p>Include:</p> <p>Telephone, cellular, and fax services</p> <p>Computer-related communications (e.g., internet connectivity)</p> <p>Other wired and wireless</p>	<p>Include:</p> <p>Copiers, fax machines, telephones, shop and lab equipment, CPUs, monitors, laptops, and tablets</p> <p>Manufacturing Also Include:</p>	<p>Include:</p> <p>Marketing and public relations services</p> <p>Manufacturing Also Include:</p>
EXPS_COMMSVC_VAL	EXPS_COMPTR_OTHEQ_VAL	EXPS_ADVERT_VAL











Electronic Health Records: Expenses	Purchased Printing Services	Purchased Software Reproduction	Broadcast Rights and Music License Fees	Network Compensation Fees (networks only)	Program and Production Costs	Access Charges	Universal Service Contributions (USC) and Other Similar	Operating Interest Expense
What were the total expenses for electronic health record	What was the amount paid for purchased or contracted printing	What was the amount paid for purchased or contracted software	What was the amount paid for broadcast rights and music license	What was the amount paid for network compensation fees (networks only)	What was the amount paid for program and production costs	What was the amount paid for access charges in 2023?	What was the amount paid for universal service contributions (USC)	What was the amount paid for operating interest expense in 2023?
			Include: The cost of broadcast rights to feature films	Include: The cost of programming time purchased from	Include: Talent and music license fees The	Include: Fees for leased facilities access charges paid to	Include: Payments to state and federal governments	
EXPS_EH	EXPS_PRI	EXPS_SOF	EXPS_BR	EXPS_NET	EXPS_PR	EXPS_AC	EXPS_US	EXPS_INT
</								





[Redacted]

[Redacted]

[Redacted]

[Redacted]

[Redacted]

[Redacted]

[Redacted]

[Redacted]

Capital Expenditures: Used buildings	Capital Expenditures: New machinery	Capital Expenditures: Used machinery
What were the total capital expenditures for used buildings and other structures?	What were the total capital expenditures for new machinery and equipment in 2023?	What were the total capital expenditures for used machinery and equipment in 2023?
Include: Buildings and other structures which have been previously owned and occupied Exclude:	Include: Mechanical or electrical machinery or equipment that has not been previously used, installed or refurbished Machinery, furniture, fixtures, computer software, IT	Include: Mechanical or electrical machine or equipment that has been previously used, installed or refurbished Machinery, furniture, fixtures, computer software, IT
CAPEX_BUILD_USED_VAL	CAPEX_MACH_NEW_VAL	CAPEX_MACH_USED_VAL

--

[Redacted]

[Redacted]

[Redacted]

[Redacted]

[Redacted]

[Redacted]

[Redacted]

[Redacted]

[Redacted]

[Redacted]

[REDACTED]

[REDACTED]

[REDACTED]

[REDACTED]

[REDACTED]

[REDACTED]

[REDACTED]

[REDACTED]

[REDACTED]

[REDACTED]

[REDACTED]

[REDACTED]

[REDACTED]

[REDACTED]

[REDACTED]

[REDACTED]

[REDACTED]

[REDACTED]

[REDACTED]

[REDACTED]

[REDACTED]

[REDACTED]

[REDACTED]

[REDACTED]

[REDACTED]

[REDACTED]

[REDACTED]

[REDACTED]

[REDACTED]

[REDACTED]

[REDACTED]

[REDACTED]

[REDACTED]

[REDACTED]

[REDACTED]


[REDACTED]


[REDACTED]

[REDACTED]


[REDACTED]



Date inventories reported	Finished Goods at end of 2023	Work-in-process at end of 2023	Materials at end of 2023
If inventories were not reported as of December 31, 2023, as of what date were inventories reported?	What was the value of inventories owned as of December 31, 2023, for finished goods?	What was the value of inventories owned as of December 31, 2023, for work-in-process?	What was the value of inventories owned as of December 31, 2023, for materials, supplies, fuels, etc.?
Report date in Include: All inventories owned by this establishment (or establishments in this industry), regardless of where	Report inventories at cost or market value as of December 31, and before Last-In, First-Out (LIFO) adjustment, if applicable. Use generally accepted	Report inventories at cost or market value as of December 31, and before Last-In, First-Out (LIFO) adjustment, if applicable. Use generally accepted	Report inventories at cost or market value as of December 31, and before Last-In, First-Out (LIFO) adjustment, if applicable. Use generally accepted
INV_RPT_DATE	INV_E_FIN_VAL	INV_E_WIP_VAL	INV_E_MAT_VAL






Total inventories at end of 2022	FIFO valuation method end of 2023	Average cost valuation method end of 2023	Standard cost valuation method at end of 2023
What was the total value of inventories owned as of December 31, 2022?	How much of the total inventories as of December 31, 2023, were subject to the FIFO (First-in, First-out) cost valuation method?	How much of the total inventories as of December 31, 2023, were subject to the average cost valuation method?	How much of the total inventories as of December 31, 2023, were subject to the standard cost valuation method?
Report inventories at cost or market value as of December 31 (or the end of the period for which you are reporting), and before LIFO (Last-In, First-Out) adjustment, if	FIFO (First-In, First-Out) is defined as the first inventory item in will be the first used or sold, in terms of the dollar value of the item. The physical item is not necessarily	Average cost is defined as expensing the inventory items at the average cost of the goods over the year. You would add all like inventory items together and	Standard Cost is defined as expensing the inventory items at a set price determined by the establishment.
INV_B_TOT_DVAL	INV_E_FIFO_VAL	INV_E_AVG_VAL	INV_E_STD_VAL







Unique identifier used for downloading and uploading data ID	Establishment Information	
	Address 1	Address 2
	Prelisted from Verify Locations Tab	Prelisted from Verify Locations Tab
	PHYSLOC_ADDR_NAME1_TXT	PHYSLOC_ADDR_NAME2_TXT

Structural Steel	
20007420112	Structural Steel and Precast Concrete Contractors
30000002953	Total for Structural Steel Locations Above

Merchant Wholesale	
20079392532	Wholesalers
30000002973	Total of Merchant Wholesale Locations Above

Gasoline Stations	
20006200772	Gasoline Stations with Convenience Stores
20006692572	Gasoline Stations with Convenience Stores
20006692582	Gasoline Stations with Convenience Stores
20007420092	Gasoline Stations with Convenience Stores
20007818272	Gasoline Stations with Convenience Stores
20007818322	Gasoline Stations with Convenience Stores
20008097972	Gasoline Stations with Convenience Stores
20008097982	Gasoline Stations with Convenience Stores
20008097992	Gasoline Stations with Convenience Stores
20079392322	Gasoline Stations with Convenience Stores
20079392342	Gasoline Stations with Convenience Stores
20079392362	Gasoline Stations with Convenience Stores
20079392422	Gasoline Stations with Convenience Stores
20079392452	Gasoline Stations with Convenience Stores
20079392462	Gasoline Stations with Convenience Stores
20079392472	Gasoline Stations with Convenience Stores
20079392482	Gasoline Stations with Convenience Stores

[illegible]

28015019682	Gasoline Stations with Convenience Stores
28015019692	Gasoline Stations with Convenience Stores
28015019702	Gasoline Stations with Convenience Stores
28017327292	Gasoline Stations with Convenience Stores
28017327302	Gasoline Stations with Convenience Stores
28020928842	Gasoline Stations with Convenience Stores
29000088242	Gasoline Stations with Convenience Stores
29000088252	Gasoline Stations with Convenience Stores
29000088262	Gasoline Stations with Convenience Stores
30000002983	Sum of Gasoline Station Locations Above
20008449232	Other Gas Stations
30000002993	
20079393482	Marinas
30000003003	
29000088232	Hotels (except Casino Hotels) and Motels
30000003013	
20079392822	Hotels (except Casino Hotels) and Motels
28008377112	Hotels (except Casino Hotels) and Motels
30000003023	
20079392932	Data Processing, Hosting, and Related Services
30000003033	
20079392782	Corporate, Subsidiary, and Regional Managing Offices
20079393582	Corporate, Subsidiary, and Regional Managing Offices
30000003043	
28016360252	Car Washes
28016360262	Car Washes
28016360272	Car Washes
28016360282	Car Washes
28016360292	Car Washes
28016360302	Car Washes
28016360312	Car Washes
28016360322	Car Washes
28017327262	Car Washes
28017327272	Car Washes
28017327282	Car Washes
28018748012	Car Washes
30000003053	
28018748022	Commercial and Industrial Machinery and Equipment (except Automotive)
30000003063	
20007420102	Civic and Social Organizations
30000003073	
Added Locations	
ADD 1	Gasoline Stations with Convenience Stores

ADD 2	Gasoline Stations with Convenience Stores
ADD 3	Gasoline Stations with Convenience Stores
ADD 4	Gasoline Stations with Convenience Stores
ADD 5	Gasoline Stations with Convenience Stores
ADD 6	Gasoline Stations with Convenience Stores
ADD 7	Gasoline Stations with Convenience Stores
ADD 8	Gasoline Stations with Convenience Stores
ADD 9	Gasoline Stations with Convenience Stores
ADD 10	Gasoline Stations with Convenience Stores

Table 1: Verify Locations Tab		
Store Number	Street	City
Prelisted from Verify Locations Tab	Prelisted from Verify Locations Tab	Prelisted from Verify Locations Tab
RECORD_STORENUM_TXT	PHYSLOC_ADDR_STREET_TXT	PHYSLOC_ADDR_CITY_TXT

1 12 Main St	GENESEO
--------------	---------

12	12 Main St	GENESEO
----	------------	---------

14	12 Main St	GENESEO
15	12 Main St	GENESEO
16	12 Main St	GENESEO
17	12 Main St	GENESEO
18	12 Main St	GENESEO
19	12 Main St	GENESEO
20	12 Main St	GENESEO
21	12 Main St	GENESEO
22	12 Main St	GENESEO
23	12 Main St	GENESEO
24	12 Main St	GENESEO
25	12 Main St	GENESEO
26	12 Main St	GENESEO
27	12 Main St	GENESEO
28	12 Main St	GENESEO
29	12 Main St	GENESEO
30	12 Main St	GENESEO

31	12 Main St	GENESEO
32	12 Main St	GENESEO
33	12 Main St	GENESEO
34	12 Main St	GENESEO
35	12 Main St	GENESEO
36	12 Main St	GENESEO
37	12 Main St	GENESEO
38	12 Main St	GENESEO
39	12 Main St	GENESEO
40	12 Main St	GENESEO
41	12 Main St	GENESEO
42	12 Main St	GENESEO
43	12 Main St	GENESEO
44	12 Main St	GENESEO
45	12 Main St	GENESEO
46	12 Main St	GENESEO
47	12 Main St	GENESEO
48	12 Main St	GENESEO
49	12 Main St	GENESEO
50	12 Main St	GENESEO
51	12 Main St	GENESEO
52	12 Main St	GENESEO
53	12 Main St	GENESEO
54	12 Main St	GENESEO
55	12 Main St	GENESEO
56	12 Main St	GENESEO
57	12 Main St	GENESEO
58	12 Main St	GENESEO
59	12 Main St	GENESEO
60	12 Main St	GENESEO
61	12 Main St	GENESEO
62	12 Main St	GENESEO
63	12 Main St	GENESEO
64	12 Main St	GENESEO
65	12 Main St	GENESEO
66	12 Main St	GENESEO
67	12 Main St	GENESEO
68	12 Main St	GENESEO
69	12 Main St	GENESEO
70	12 Main St	GENESEO
71	12 Main St	GENESEO
72	12 Main St	GENESEO
73	12 Main St	GENESEO
74	12 Main St	GENESEO

75	12 Main St	GENESEO
76	12 Main St	GENESEO
77	12 Main St	GENESEO
78	12 Main St	GENESEO
79	12 Main St	GENESEO
80	12 Main St	GENESEO
81	12 Main St	GENESEO
82	12 Main St	GENESEO
83	12 Main St	GENESEO

85	12 Main St	GENESEO
----	------------	---------

87	12 Main St	GENESEO
----	------------	---------

89	12 Main St	GENESEO
----	------------	---------

91	12 Main St	GENESEO
92	12 Main St	GENESEO

94	12 Main St	GENESEO
----	------------	---------

96	12 Main St	GENESEO
97	12 Main St	GENESEO

99	12 Main St	GENESEO
100	12 Main St	GENESEO
101	12 Main St	GENESEO
102	12 Main St	GENESEO
103	12 Main St	GENESEO
104	12 Main St	GENESEO
105	12 Main St	GENESEO
106	12 Main St	GENESEO
107	12 Main St	GENESEO
108	12 Main St	GENESEO
109	12 Main St	GENESEO
110	12 Main St	GENESEO

112	12 Main St	GENESEO
-----	------------	---------

113	12 Main St	GENESEO
-----	------------	---------

104	12 Main Street	GENESEO
-----	----------------	---------

105 12 Main Street	GENESEO
106 12 Main Street	GENESEO
107 12 Main Street	GENESEO
108 12 Main Street	GENESEO
109 12 Main Street	GENESEO
110 12 Main Street	GENESEO
111 12 Main Street	GENESEO
112 12 Main Street	GENESEO
113 12 Main Street	GENESEO

[illegible]

NY	11111	999999999 44711000
NY	11111	999999999 44711000
NY	11111	999999999 44711000
NY	11111	999999999 44711000
NY	11111	999999999 44711000
NY	11111	999999999 44711000
NY	11111	999999999 44711000
NY	11111	999999999 44711000
NY	11111	999999999 44711000
		447110
NY	11111	999999999 44719000
		447190
NY	11111	999999999 51821000
		518210
NY	11111	999999999 55111200
		551112
NY	11111	999999999 55111400
NY	11111	999999999 55111400
		551114
NY	11111	999999999 71393000
		713930
NY	11111	999999999 72111000
NY	11111	999999999 72111000
		721110
NY	11111	999999999 81119200
NY	11111	999999999 81119200
NY	11111	999999999 81119200
NY	11111	999999999 81119200
NY	11111	999999999 81119200
NY	11111	999999999 81119200
NY	11111	999999999 81119200
NY	11111	999999999 81119200
NY	11111	999999999 81119200
NY	11111	999999999 81119200
NY	11111	999999999 81119200
NY	11111	999999999 81119200
		811192
NY	11111	999999999 81131000
		811310
NY	11111	999999999 81341000
		813410
NY	11111	

NY
NY
NY
NY
NY
NY
NY
NY
NY


11111
11111
11111
11111
11111
11111
11111
11111
11111


shment		Tax Status	Location Description
Primary Business or Activity Description	Type of Operation	Tax Status: Exempt Income Status	Establishment Location
Prelisted from Verify Locations Tab	Prelisted from Verify Locations Tab	Prelisted from Verify Locations Tab	Prelisted from Verify Locations Tab
	1x - Merchant wholesalers (buying and selling on own		Do not change
NAICS_DESC_TXT	TYPOP_DESC_TXT	TAX_DESC_TXT	KAU_LOC_DESC_TXT
	50 states and DC		
	50 states and DC		
	Merchant wholesalers (buying and selling on own account), except ma		
	Merchant wholesalers (buying and selling c50 states and DC		

Revenue	Revenue from Electronic Commerce	Revenue-Merchandise Lines						
Sales, Shipments, Receipts, or Revenue	Electronic Commerce (e-commerce): Part of total revenue	Sales, Shipments, Receipts, or Revenue	Electronic Commerce (e-commerce)	Sales, Shipments, Receipts, or Revenue	Electronic Commerce (e-commerce)	Sales, Shipments, Receipts, or Revenue	Electronic Commerce (e-commerce)	Sales, Shipments, Receipts, or Revenue
Prelisted from Verify Locations Tab	Of the total 2023 Sales, Shipments, Receipts, or Revenue reported, what amount was from goods, services, or manufactured products that were ordered or whose movement was controlled or	During 2023, what amount of the total sales, shipments, receipts,	During 2023, what amount of the total e-commerce sales.	During 2023, what amount of the total sales, shipments, receipts,	During 2023, what amount of the total e-commerce sales.	During 2023, what amount of the total sales, shipments, receipts,	During 2023, what amount of the total e-commerce sales.	During 2023, what amount of the total sales, shipments, receipts, or
Enter "0" if none. Use a minus sign "-" to indicate a	Electronic Commerce (e-commerce) or e-shipments	Include:	Electronic Commerce	Include:	Electronic Commerce	Include:	Electronic Commerce	Include:
RCPT_TOT_VAL	RCPT_ECOMM_VAL	RCPT_	RCPT_	RCPT_	RCPT_	RCPT_	RCPT_	RCPT_S


Manufacturers' sales branches and offices










					Revenue-Commissions and Fees				
Sales, Shipments, Receipts, or Revenue	Electronic Commerce (e-commerce) - Advertising	Sales, Shipments, Receipts, or Revenue	Sales, Shipments, Receipts, or Revenue	Electronic Commerce (e-commerce) - Other	Sales Made on Account of Others	Sales on Own Account and Other Operating Revenue	Commissions and Selling or Listing Fees	Average Commission Rate	Net patient care revenues from government payers.
During 2023, what amount of the total sales, shipments, receipts, or	During 2023, what amount of the total e-commerce sales, shipments, or	During 2023, what amount of the total sales, shipments, receipts, or	Specify principal sales, shipments, receipts, or revenue from other	During 2023, what amount of the total e-commerce sales, shipments, or	What was the gross selling value of business conducted on a commission basis in 2023?	What were product sales of goods owned (took title to), if any, or other operating	What were the commissions and selling or listing fees earned in 2023?	What was the average commission rate earned in 2023?	How much of the net patient care revenue reported was received from the government
Include:	Electronic Commerce	Include:		Electronic Commerce	Gross selling value is	Include:			Include:
RCPT_	RCPT_E	RCPT_	RCPT_	RCPT_E	RCPT_CO	RCPT_O	RCPT_CO	RCPT_CO	RCPT_ME





Section 1: Revenue								
Nonoperating revenue from contributions, gifts, and	Nonoperating revenue from investment and property	Nonoperating revenue from program service	Non-patient care revenue from health care	All other non-patient care revenue	Revenue from all other nonoperating revenue	Revenues from Telemedicine Services: Revenue	Patient Visits	Inpatient/Outpatient Activity: Outpatient visits
How much of the nonoperating revenue reported was received from contributions?	How much of the nonoperating revenue reported was received from investment?	How much of the nonoperating revenue reported was received from program?	How much of the non-patient care revenue reported was received from health care?	How much of the non-patient care revenue reported was received from all other sources?	How much nonoperating revenue was received from other sources? Use a "-"	Of the total revenues reported, what was the dollar amount that was from telemedicine	What was the total number of patient visits in 2023, including office-based visits, home-	What were the number of outpatient visits in 2023?
Include:	Include:	Include:	Include:	Include:	Include:	Telemedicine (TM) services		Outpatient Visits - A visit by a
In-				Other				
RCPT_NO	RCPT_NO	RCPT_NO	RCPT_NO	RCPT_NO	RCPT_NO	RCPT_TEL	PAT_VISIT	PAT_OUT






Expenses		
Employer's Cost for Fringe Benefits	Temporary Staff and Leased Employee Expense	Expensed Purchases of Software
What was the total amount paid for fringe benefits in 2023?	What was the amount paid for temporary staff and leased employees in 2023?	What was the amount paid for software (prepackaged, custom-coded, or vendor-customized) in 2023?
Include:	Include:	Include:
Employer's cost for legally	All associated charges	Software developed
EXPS_FRNG_BENEFIT_VAL	EXPS_TEMPSTAF_VAL	EXPS_EXSOFT_VAL



Data Processing and Other Purchased Computer Services	Purchased Communication Services	Computer Hardware and Other Equipment
What was the amount paid for data processing and other purchased computer services in 2023?	What was the amount paid for purchased communications services in 2023?	What was the amount paid for expensed computer hardware and other equipment in 2023?
Include: Web hosting	Include: Telephone, cellular,	Include: Copiers, fax machines,
EXPS_DATAPROC_VAL	EXPS_COMMSVC_VAL	EXPS_COMPTR_OTHEQ_VAL





[Redacted]

[Redacted]

[Redacted]

[Redacted]

[Redacted]

[Redacted]

[Redacted]

[Redacted]

[Redacted]

[Redacted]

[Redacted]

[Redacted]


[Redacted]

[Redacted]

[Redacted]

[Redacted]

Materials, Parts, and Supplies	Depreciation and Amortization Charges	Contributions, Gifts, and Grants Paid	Cost Contract Work
What was the amount paid for materials, parts, and supplies not purchased for resale in 2023?	What was the amount paid for depreciation and amortization charges in 2023?	What was the amount paid for contributions, gifts or grants paid in 2023?	What was the amount paid for production-related costs for work done for you by others on your materials (work contracted to others) in 2023?
Include:	Include:		Exclude:
Materials, parts,	Depreciation		Cost of production-
EXPS_MAT_V1_VAL	EXPS_DEPR_VAL	EXPS_GRANTS_VAL	EXPS_CONTRACT_VAL



[Redacted text block]

[Redacted text block]

[Redacted text block]

[Redacted text block]

[Redacted text block]

[Redacted text block]

[Redacted text block]

Capital Expenditures: Used buildings	Capital Expenditures: New machinery	Capital Expenditures: Used machinery
What were the total capital expenditures for used buildings and other structures?	What were the total capital expenditures for new machinery and equipment in 2023?	What were the total capital expenditures for used machinery and equipment in 2023?
Include:	Include:	Include:
Buildings and other	Mechanical or electrical	Mechanical or electrical
CAPEX_BUILD_USED_VAL	CAPEX_MACH_NEW_VAL	CAPEX_MACH_USED_VAL

[Redacted]

[Redacted]

[Redacted]

[Redacted]

[Redacted]

[Redacted]

[Redacted]

[Redacted]

[Redacted]

[Redacted]

			Inventories
Capital Expenditures for Robotic Equipment	Remarks - Capital Expenditures for Robotic Equipment	Robotics: Capital Expenditures	Status of inventories at end of 2023
What were the capital expenditures in 2023 for new and used robotic equipment, including software, installation, and other one-time costs?	<ul style="list-style-type: none"> Briefly list the types of robotic equipment purchased in 2023. If you are unable to report the capital expenditures for some or all of the robotic equipment purchased in 2023, please explain: 	What were the capital expenditures for new and used industrial robotic equipment, including software, installation, and other one-time costs?	Did this establishment (or establishments in this industry) own inventories, regardless of where held, as of December 31, 2023?
Report capital expenditures for new and used		Industrial Robotic Equipment	Report inventories at cost or market
ROBOT_VAL	ROBOT_WRTIN_TXT	ROBOT_INDST_VAL	INV_STAT

[REDACTED]

[REDACTED]

[REDACTED]

[REDACTED]

[REDACTED]

[REDACTED]

[REDACTED]

[REDACTED]

[REDACTED]

[REDACTED]

[REDACTED]

[REDACTED]

[REDACTED]

[REDACTED]

[REDACTED]

[REDACTED]

[REDACTED]

[REDACTED]

[REDACTED]

[REDACTED]

[REDACTED]

[REDACTED]

[REDACTED]

[REDACTED]

[REDACTED]

[REDACTED]

[REDACTED]

[REDACTED]

[REDACTED]

[REDACTED]

[REDACTED]

[REDACTED]

[REDACTED]

[REDACTED]

[REDACTED]

[REDACTED]

[REDACTED]

[REDACTED]

[REDACTED]

[REDACTED]

Date inventories reported	Finished Goods at end of 2023	Work-in-process at end of 2023	Materials at end of 2023
If inventories were not reported as of December 31, 2023, as of what date were inventories reported? Report date in MMDDYYYY format.	What was the value of inventories owned as of December 31, 2023, for finished goods?	What was the value of inventories owned as of December 31, 2023, for work-in-process?	What was the value of inventories owned as of December 31, 2023, for materials, supplies, fuels, etc.?
Include: All inventories	Report inventories at cost or market value as of December 31,	Report inventories at cost or market value as of December 31,	Report inventories at cost or market value as of December 31,
INV_RPT_DATE	INV_E_FIN_VAL	INV_E_WIP_VAL	INV_E_MAT_VAL

--

--

--

