


AES Entry Form:



U.S. Department of State
Bureau of Consular Affairs

Electronic Diversity Visa
Applicant Entry System: 12.12

Help

Electronic Diversity Visa Entry Form

OMB Control Number: 1405-0153
Form: DS-5501
Estimated Burden: 35 minutes

Part One - Entrant Information

1. Name

Last/Family Name

First Name

Middle Name

☐ No First Name

☐ No Middle Name

2. Sex

☐ Male ☐ Female

3. Birth Date

Month

Day

Year

mm

dd

yyyy

4. City Where You Were Born

Enter Birth City Only. Do not enter District/County/Province/State.

Birth City

☐ Birth City Unknown

5. Country Where You Were Born

Select A Country...

6. Country of Eligibility for the DV Program

Your country of eligibility will normally be the same as your country of birth. Your country of eligibility is **NOT** related to where you live. If you were born in a country that is not eligible for the DV program, please go to [Explanation of Country of Eligibility](#) to see if there is another option available in your case.

Are you claiming eligibility based on the country where you were born?

☒ Yes ☐ No

If not, you must enter the country from which you are claiming eligibility.

Select A Country...

7. Passport

In order to submit an entry for the Diversity Visa program, you must currently possess a valid, unexpired passport from your country of nationality, unless exempt (see below). Please answer A or B.

A) Passport Information:

Name On Passport:

Last/Family Name

First Name

☐ No First Name

Middle Name

☐ No Middle Name

Passport Number:

Passport Expiration Date:

Month

Day

Year

Country/Authority of Issuance:

Select A Country...



Passport Biographic and Signature Page:

Please provide a photo of the bio page and the signature page of your passport. If the signature page is not on the bio page, make sure both pages are visible in the photo. Only one photo or scan will be accepted.

Check the instructions for the 2027 Diversity Immigrant Visa program (DV-2027) for details on how the digital image should look.

You can enter the image into eDV using one of these methods:

- Take a new photo of the passport biographic & signature page.
- Use a digital scanner to scan a recent passport biographic & signature page photo.

Choose New Image

B) Passport Exemption:

☐ I am not required to submit passport information because I am:

- ☐ Stateless (no nationality)
- ☐ A national of a Communist-controlled country, and unable to obtain a passport from my government.
- ☐ Unable to obtain a passport, and have received an individual waiver of the passport requirement by the Secretary of Homeland Security or Secretary of State.

I understand that if it is later determined I am not exempt from the passport requirement, I may be disqualified from the Diversity Visa program.

8. Entrant Photograph

Photographs must be submitted at the time of eDV entry. Photographs that do not comply with all specifications, including but not limited to recency of the photos (must be taken in the last six months), composition of the photos, and unacceptable backgrounds are grounds for disqualification of the entire entry. Any manipulation of photographs that alters the facial characteristics is grounds for disqualification of the entire entry. See examples on the [Photo Examples](#) page.

Please refer to the Instructions for the 2027 Diversity Immigrant Visa program (DV-2027) for technical specifications and compositional specifications for the digital image. Please pay close attention to photo requirements and be aware that a large number of DV entries which are initially accepted every year end up being disqualified due to poor photo quality or other failure to comply with the specifications.

You will use one of the following methods to enter the image into eDV:

- Take a new digital photo.
- Use a digital scanner to scan a recent photo.

[Link to Photo Instructions/Photo Examples page](#)

Clicking the 'Choose New Photo' button will allow you to look for and choose the file which is storing the photograph. Once chosen, the file name and the photo will display. If the photo is not correct, please click on the 'Choose New Photo' button to choose a new file.

9. Mailing Address

a. In Care Of (optional)

b. Address Line 1

c. Address Line 2 (optional)

d. City/Town

e. District/County/Province/State

f. Postal Code/Zip Code

☐ No Postal Code / Zip Code

g. Country

10. Country Where You Live Today

Select A Country...



11. Phone Number

(optional)

12. E-mail Address

a. E-Mail Address (e.g. johndoe@example.com)

b. Confirm E-Mail Address

(NOTE: This e-mail address will be used to provide you with additional information if you are selected.)

13. What is the highest level of education you have achieved, as of today?

- ☐ Primary school only
- ☐ High School, no degree
- ☐ High School degree
- ☐ Vocational School
- ☐ Some University Courses
- ☐ University Degree
- ☐ Some Graduate Level Courses
- ☐ Master's Degree
- ☐ Some Doctorate Level Courses
- ☐ Doctorate Degree

You must have a minimum of a high school diploma reflecting the completion of a full course of study (vocation schools or equivalency degrees are not acceptable) or be a skilled worker in an occupation that requires at least two years of training or experience to qualify (visit <http://www.onetonline.org/> to see if your occupation qualifies) for a Diversity Visa.

14. What is your current marital status?

- ☐ Unmarried
- ☐ Married and my spouse is NOT a U.S.citizen or U.S. Lawful Permanent Resident (LPR)
- ☐ Married and my spouse IS a U.S.citizen or U.S. Lawful Permanent Resident (LPR)
- ☐ Divorced
- ☐ Widowed
- ☐ Legally Separated
- ☐ Enter Spouse Information

Legal separation is an arrangement when a couple remain married but live apart, following a court order. If you and your spouse are legally separated, your spouse will not be able to immigrate with you through the Diversity Visa program. You will not be penalized if you choose to enter the name of a spouse from whom you are legally separated.

If you are not legally separated by a court order, you must include your spouse even if you plan to be divorced before you apply for the Diversity Visa. Failure to list your eligible spouse is grounds for disqualification.

If your spouse is a U.S. citizen or Lawful Permanent Resident, do not list him/her in your entry.

15. Number of Children

Children include all biological children, legally adopted children, and stepchildren who are unmarried and under the age of 21 on the date you submit your entry. You must include all eligible children, even if they do not live with you or if they do not intend to apply for a Diversity Visa as your derivative. Failure to list all eligible children is grounds for disqualification. If your child is a U.S. citizen or Lawful Permanent Resident, do not include him/her in the "Number of Children" box above.

[Continue](#)

[Cancel Entry](#)

PAPERWORK REDUCTION ACT: Public reporting burden for this collection of information is estimated to average 35 minutes per response, including time required for searching existing data sources, gathering the necessary documentation, providing the information and/or documents required, and reviewing the final collection. You do not have to supply this information unless this collection displays a currently valid OMB control number. If you have comments on the accuracy of this burden estimate and/or recommendations for reducing it, please send them to: PRA_BurdenComments@state.gov.

CONFIDENTIALITY STATEMENT: The information asked for on this form is requested pursuant to Section 222 of the Immigration and Nationality Act. INA Section 222(f) provides that visa issuance and refusal records shall be considered confidential and shall be used only for the formulation, amendment, administration, or enforcement of the immigration, nationality, and other laws of the United States. Certified copies of visa records may be made available to a court which certifies that the information contained in such records is needed in a case pending before the court.

PRIVACY POLICY: For information on the Department of State's privacy policy, regarding the nature, purpose, use, and sharing of any Personally Identifiable Information (PII) collected via this website please [click here](#).




travel.state.gov

[Welcome Page](#)

[Top of Page](#)

This site is managed by the Bureau of Consular Affairs, U.S. Department of State. External links to other Internet sites should not be construed as an endorsement of the views contained therein.

Derivatives:



U.S. Department of State
Bureau of Consular Affairs

Electronic Diversity Visa
Applicant Entry System: 12.12

Electronic Diversity Visa Entry Form

Help

OMB Control Number: 1405-0153
Form: DS-5501
Estimated Burden: 35 minutes

If you need to go back and make a correction, do **NOT** use the back button on your browser. Instead use the appropriate button here or below:

Go Back to Part 1

Part Two - Derivatives

15. Child #1 Name

Last/Family Name

First Name

Middle Name

☐ No First Name

☐ No Middle Name

15d. Birth Date

Month

Day

Year

15e. Sex

☐ Male

☐ Female

15f. City Where Child Was Born

Enter Birth City Only. Do not enter District/County/Province/State.

Birth City

☐ Birth City Unknown

15g. Country Where Child Was Born

Select A Country...



15h. Child Photograph

Photographs must be submitted at the time of eDV entry. Photographs that do not comply with all specifications, including but not limited to recency of the photos (must be taken in the last six months), composition of the photos, and unacceptable backgrounds are grounds for disqualification of the entire entry. Any manipulation of photographs that alters the facial characteristics is grounds for disqualification of the entire entry. See examples on the [Photo Examples](#) page.

Please refer to the Instructions for the 2027 Diversity Immigrant Visa program (DV-2027) for technical specifications and compositional specifications for the digital image. Please pay close attention to photo requirements and be aware that a large number of DV entries which are initially accepted every year end up being disqualified due to poor photo quality or other failure to comply with the specifications.

You will use one of the following methods to enter the image into eDV:

- Take a new digital photo.
- Use a digital scanner to scan a recent photo.

[Link to Photo Instructions/Photo Examples page](#)

Clicking the 'Choose New Photo' button will allow you to look for and choose the file which is storing the photograph. Once chosen, the file name and the photo will display. If the photo is not correct, please click on the 'Choose New Photo' button to choose a new file.

Choose New Photo

Continue

Go Back to Part 1

Cancel Entry

PAPERWORK REDUCTION ACT: Public reporting burden for this collection of information is estimated to average 35 minutes per response, including time required for searching existing data sources, gathering the necessary documentation, providing the information and/or documents required, and reviewing the final collection. You do not have to supply this information unless this collection displays a currently valid OMB control number. If you have comments on the accuracy of this burden estimate and/or recommendations for reducing it, please send them to: PRA_BurdenComments@state.gov.

CONFIDENTIALITY STATEMENT: The information asked for on this form is requested pursuant to Section 222 of the Immigration and Nationality Act. INA Section 222(f) provides that visa issuance and refusal records shall be considered confidential and shall be used only for the formulation, amendment, administration, or enforcement of the immigration, nationality, and other laws of the United States. Certified copies of visa records may be made available to a court which certifies that the information contained in such records is needed in a case pending before the court.

PRIVACY POLICY: For information on the Department of State's privacy policy, regarding the nature, purpose, use, and sharing of any Personally Identifiable Information (PII) collected via this website please [click here](#).



[travel.state.gov](#)

[Welcome Page](#)

[Top of Page](#)

This site is managed by the Bureau of Consular Affairs, U.S. Department of State. External links to other Internet sites should not be construed as an endorsement of the views contained therein.

After clicking Continue, Summary page with all the fields input displays:


[Proceed to payment](#) [Go Back to Part 1](#) [Go Back to Part 2](#) [Cancel Entry](#)

Please print this page for your personal records. You will need to use your browser's print button for this.

PAPERWORK REDUCTION ACT: Public reporting burden for this collection of information is estimated to average 35 minutes per response, including time required for searching existing data sources, gathering the necessary documentation, providing the information and/or documents required, and reviewing the final collection. You do not have to supply this information unless this collection displays a currently valid OMB control number. If you have comments on the accuracy of this burden estimate and/or recommendations for reducing it, please send them to: PRA_BurdenComments@state.gov.


CONFIDENTIALITY STATEMENT: The information asked for on this form is requested pursuant to Section 222 of the Immigration and Nationality Act. INA Section 222(f) provides that visa issuance and refusal records shall be considered confidential and shall be used only for the formulation, amendment, administration, or enforcement of the immigration, nationality, and other laws of the United States. Certified copies of visa records may be made available to a court which certifies that the information contained in such records is needed in a case pending before the court.

PRIVACY POLICY: For information on the Department of State's privacy policy, regarding the nature, purpose, use, and sharing of any Personally Identifiable Information (PII) collected via this website please [click here](#).

 [travel.state.gov](#) [Welcome Page](#) [Top of Page](#)

This site is managed by the Bureau of Consular Affairs, U.S. Department of State. External links to other Internet sites should not be construed as an endorsement of the views contained therein.

Payment Page:



U.S. Department of State
Bureau of Consular Affairs

Electronic Diversity Visa
Applicant Entry System: 12.12

Help

Payment

Required fields are marked with an asterisk (*).

Account Holder First Name *

Middle Initial *





Account Holder Last Name *

This field is required

Middle name can only contain letters and spaces

This field is required

We accept the following card types:



Amount: \$ 1

Card Type *

Select Card Type

This field is required

Card Number *

Card number must be 15 or 16 digits

Security Code *

Security code must be numeric

Expiration (MM/YY) *

MM/YY

Expiration date must be in MM/YY format

Billing Address

Street address 1 *

This field is required

Street address line 2 (optional)

City/Town Name *

Either City/Town Name or District/County/State/Province/Region is required

District/County/State/Province/Region *

Either City/Town Name or District/County/State/Province/Region is required

ZIP/Postal code *

This field is required

☐ No Postal Code / Zip code

Country *

Select Country

This field is required

Submit

PAPERWORK REDUCTION ACT: Public reporting burden for this collection of information is estimated to average 35 minutes per response, including time required for searching existing data sources, gathering the necessary documentation, providing the information and/or documents required, and reviewing the final collection. You do not have to supply this information unless this collection displays a currently valid OMB control number. If you have comments on the accuracy of this burden estimate and/or recommendations for reducing it, please send them to: PRA_BurdenComments@state.gov.

CONFIDENTIALITY STATEMENT: The information asked for on this form is requested pursuant to Section 222 of the Immigration and Nationality Act. INA Section 222(f) provides that visa issuance and refusal records shall be considered confidential and shall be used only for the formulation, amendment, administration, or enforcement of the immigration, nationality, and other laws of the United States. Certified copies of visa records may be made available to a court which certifies that the information contained in such records is needed in a case pending before the court.

PRIVACY POLICY: For information on the Department of State's privacy policy, regarding the nature, purpose, use, and sharing of any Personally Identifiable Information (PII) collected via this website please [click here](#).

USA.gov


travel.state.gov



Welcome Page

Top of Page

This site is managed by the Bureau of Consular Affairs, U.S. Department of State. External links to other Internet sites should not be construed as an endorsement of the views contained therein.

Submission Confirmation Page:

	U.S. Department of State Bureau of Consular Affairs	Electronic Diversity Visa Applicant Entry System: 12.12
---	--	--

DV-2027 Submission Confirmation: Entry Received

Success!

Your entry for the 2027 Diversity Visa program was received on Wednesday, June 18, 2025 at 3:17:36 PM EDT. Please do **NOT** close this window until you have printed this confirmation page or made a record of your Confirmation Number.

Entrant Name:	TEST, TEST TEST
Confirmation Number:	202713W2ZYHVTEQZ
Year of Birth:	2000
Digital Signature:	1FCC22B061941D89DFF016346215731F3D1D7F52
Payment Status:	
Payment Transaction ID:	





Thank you for your entry for the 2027 Diversity Visa Program.

Please either print this page or make a record of the confirmation number before closing this window. You will not be able to retrieve this number after you close this window.

You must retain your confirmation number in order to check your entry status via [Entrant Status Check](#) between May 2, 2026 and September 30, 2027 to determine whether your entry was selected for further processing in the 2027 Diversity Visa Program. You will be **REQUIRED** to enter your confirmation number in combination with other personal information in order to check on your entry status.

Selectees will not receive selectee notifications or letters by regular postal mail from the Kentucky Consular Center (KCC).

Do not submit additional Entry Forms with this person as the Primary Entrant! Multiple entries will disqualify the Entrant from participation in the 2027 Diversity Visa Program.

This site is managed by the Bureau of Consular Affairs, U.S. Department of State. External links to other Internet sites should not be construed as an endorsement of the views contained therein.