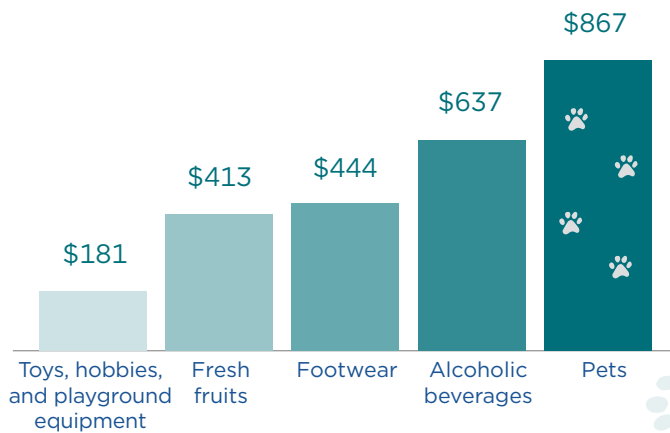


# Spending on Pets



## “Tails” from the Consumer Expenditure Survey

### Average Annual Expenditures Per Household

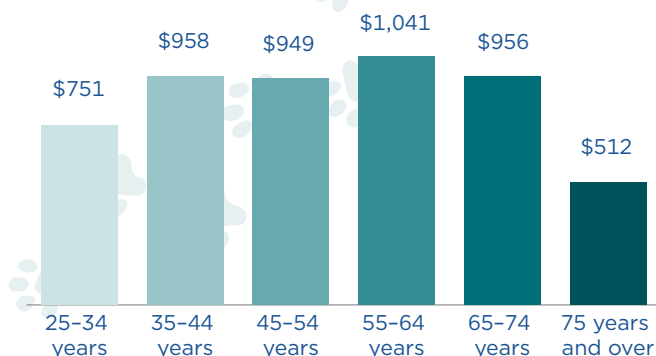


American pet owners spare no expense when it comes to their pets—they spent an average of \$867 on their pets in 2023. This was more than the average amount spent on toys, fresh fruit, footwear, and alcohol.

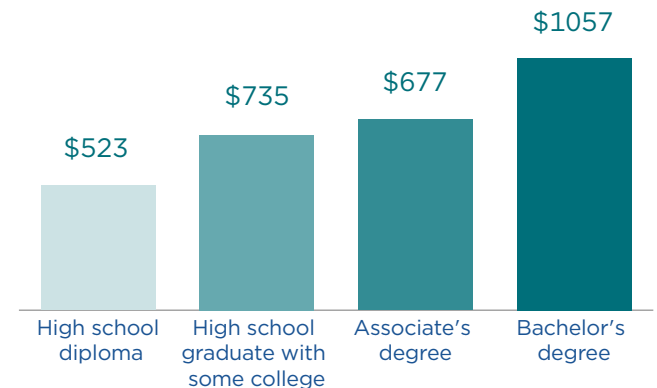
In 2023, pet owners aged 55–64 had the highest average pet expenditures of any age group.

The more educated pet owners are, the more they spent on their pets.

### Average Annual Pet Expenditures by Age



### Average Annual Pet Expenditures by Education



Form No. CE-200(c)(2026)

Source: 2023 Consumer Expenditure Survey

## What is the survey about?

- The Consumer Expenditure (CE) Survey is a national survey conducted by the U.S. Census Bureau and sponsored by the U.S. Bureau of Labor Statistics (BLS).
- The CE Survey collects information on annual spending for housing, groceries, health care, transportation, and many other expenses.

## How is the survey data used?

- The data that you provide will be used by policymakers, researchers, and federal and state governments to ensure policies and programs consider the experiences of people like you.
- The CE Survey data are used to aid in calculating the Consumer Price Index (CPI).

**CE Survey data are used to determine poverty thresholds for the U.S. government's Supplemental Poverty Measure.**

**The Center for Medicare and Medicaid Services uses CE Survey data to estimate spending on health care and out-of-pocket expenses for hospital care.**

## What is the CPI and why is it important?

The CPI is the nation's measure of inflation of the prices paid by consumers for a representative basket of goods and services.

**The CPI and its components are also used to calculate the change in prices or value in other sets of historic economic data to estimate what certain things may cost across different time periods. For example, how much would a \$0.60 movie ticket in the 1950's cost today?**

- The CPI is also used as a measure of purchasing power—or the value of today's dollar compared to what it could purchase in previous years.
- The President, Congress, and the Federal Reserve Board use trends in the CPI to aid in addressing inflation through policy.

## The CPI affects nearly all Americans because of the many ways it is used:

- Social Security benefits and pensions.
- Wages and income tax brackets.
- Insurance and veteran assistance benefits.

## Some of the people most affected by CPI changes are:

- Over 67 million Social Security beneficiaries.
- Over 41 million Supplemental Nutrition Assistance Program (SNAP) recipients.
- Over 65 million Medicare recipients.
- About 84 million Medicaid recipients.
- More than 8 million union workers are affected by cost-of-living clauses.