



U.S. Citizenship
and Immigration
Services







I-485 PDF Intake Employment Based (Standalone filing)

Project Copy - October 2025



Welcome To Your USCIS Account

Select What You Want To Do


 Add a case to your account Enter your online access code (OAC) to add and manage a case in your account.	 File a Form File a form, associated evidence, and payment using the online form entry process or the completed form upload process.	 Enter a representative passcode View your case status and case history by adding your case to your account.
 Verify your identity Answer questions about your immigration history and verify your personal identity.	 Change your Address Update your address with USCIS.	 Reschedule Biometrics Search for your existing biometrics appointment to reschedule online.

[Return to top](#)

[Topics](#) [Contact Us](#) [Citizenship](#) [Schedule An Appointment](#) [Find A Doctor](#) [Find A Class](#)



U.S. Citizenship and Immigration Services



Contact USCIS



USCIS.gov
An official website of the U.S. Department of Homeland Security

- About USCIS
- Freedom of Information Act
- Office of the Inspector General
- Accessibility
- No FEAR Act Data
- The White House
- Budget and Performance
- Privacy and Legal Disclaimers
- USA.gov
- DHS Components
- Site Map



U.S. Citizenship and Immigration Services

File a Form



U.S. Citizenship
and Immigration
Services

 My Account

My Account ▾

Resources ▾

Sign Out

applicant > stacey.l.proctor+app@uscis.dhs.gov > 4bfc8cd3-3b2e-4674-94c3-146d2a88c051 > Last login: 2025-10-22 11:06:59 UTC



U.S. Citizenship
and Immigration
Services

File a Form

Select the form you want to file online. For some forms you will have the option to either fill out your form online or upload a completed form. Once you start, we will automatically save your information for 30 days, or from the last time you worked on the form.

Fee waiver: Fee waivers can be requested online only when submitting certain benefit requests using the PDF filing option. If your desired benefit request is not eligible for PDF filing, you must file a paper version of both the Form I-912, Request for Fee Waiver and the form for the specific benefit you are requesting. You can review the fee waiver guidance at www.uscis.gov/feewaiver.

Select the form you want to file online.

- I-140, Immigrant Petition for Alien Worker
- I-485, Application to Register Permanent Residence or Adjust Status
- I-539, Application To Extend/Change Nonimmigrant Status
- I-589, Application for Asylum and for Withholding of Removal
- I-751, Petition to Remove Conditions on Residence

Before You Start (I-485)



I-485, Application to Register Permanent Residence or Adjust Status

Form I-485, Application to Register Permanent Residence or Adjust Status, is for a person in the United States to apply for lawful permanent resident status (often referred to as a "Green Card"). Throughout these Instructions, we will sometimes refer to Form I-485 as an application for adjustment of status or as an adjustment application. Read through and follow these Instructions and all instructions as written on the application.

Before You Start Your Application

Eligibility

You must be **physically present** in the United States to file this application. Additional eligibility requirements for adjustment of status may vary depending on the immigrant category in which you are applying. For more information on adjustment of status eligibility, go to the U.S. Citizenship and Immigration Services (USCIS) website at www.uscis.gov/green-card/green-card-processes-and-procedures/adjustment-status.

You may apply as the person who directly qualifies for an immigrant category ("principal applicant") or, in some cases, as the spouse or the child of a principal applicant ("derivative applicant"). Whether you are a principal or derivative applicant, you must file your own Form I-485. See the **Additional Instructions** for more details.

Under U.S. immigration law, you are a "child" if you are unmarried, under 21 years of age, and meet the definition of "child" found in the Immigration and Nationality Act (INA) and USCIS policy guidance. You may still be considered a child for immigration purposes even after turning 21 years of age if you qualify under the provisions of the Child Status Protection Act (CSPA) or other applicable provisions. For more information on the CSPA, see <https://www.uscis.gov/green-card/green-card-processes-and-procedures/child-status-protection-act-cspa>.

Fee

We will automatically calculate the cost for you when you submit your application. [For specific information about fees applicable to this form, see Form G-1055.](#)

Fee Waiver: If you are requesting a fee waiver you will need to upload your Form I-912 as supporting documentation. You can review the fee waiver guidance at www.uscis.gov/feewaiver.

Refund Policy: USCIS does not refund fees, regardless of any action we take on your application, petition or request, or how long USCIS takes to reach a decision. By continuing this transaction, you acknowledge that you must submit fees in the exact amount and that you are paying the fees for a government service.

Please refer to the instructions for the form(s) you are filing for additional information, or you may call the USCIS Contact Center at 800-375-5283. For TTY (deaf or hard of hearing) 800-767-1833.

Evidence

When you file your application, you must submit all evidence and supporting documentation listed in the What Evidence Must You Submit with Form I-485 section of these Instructions. Evidence requirements may vary depending on the immigrant category you

Before You Start (I-485)



U.S. Citizenship and Immigration Services

Biometric services appointment

USCIS may require you to appear for an interview or provide biometrics (fingerprints, photograph, and/or signature) at any time to verify your identity, obtain additional information, and conduct background and security checks, including a check of criminal history records maintained by the Federal Bureau of Investigation (FBI), before making a decision on your application or petition. If we determine that a biometric services appointment is necessary, we will send you an appointment notice with the date, time, and location of your appointment. If you are currently overseas, your notice will instruct you to contact a U.S. Embassy, U.S. Consulate, or USCIS office outside the United States to schedule an appointment.

At your biometrics appointment, you must sign an oath reaffirming that:

1. You provided or authorized all information in the application;
2. You reviewed and understood all of the information contained in, and submitted with, your application; and
3. All of this information was complete, true, and correct at the time of filing.

If you do not attend your biometric services appointment, we may deny your application.

For applicants and dependents who appear before an immigration judge, failure to attend a biometric services appointment, without good cause, may result in the immigration judge finding that your application was abandoned, and USCIS may also deny any other application you filed with USCIS.

After You Submit Your Application

Track your case online

After you submit your form, you can track its status through your USCIS account. Sign into your account often to check your case status and read any important messages from USCIS.

Respond to requests for information

If we need more information from you, we will send you a Request for Evidence (RFE) or Request for Information (RFI). You can respond to our request and upload your documents through your USCIS account.

Provide your biometrics

We will contact you to schedule an appointment at an Application Support Center near you. At the appointment, we will get your fingerprints, photograph, and signature.

Attend your interview

After your biometrics appointment, we will schedule your interview at a local USCIS field office (unless you qualify for a special accommodation). At the interview, you will answer questions about your application and take the civics and English tests as required.

Next

Upload Form Instructions 485



📄 Uploading Your Form Online

📄 Filing online

Uploading your form online is the same as mailing in a completed paper form. They both gather the same information.

👤 Complete the Getting Started section first

You should answer all questions in the Getting Started section first so we can best customize the rest of your online form experience.

☑ Provide as many responses as you can

You should provide as many responses as you can. Incomplete fields or sections and missing information can slow down processing of your case after you submit your form.

💾 We will automatically save your responses

We will automatically save your information when you select "Next" to go to a new page or navigate to another section of the form. We will save your information for 30 days from today, or from the last time you worked on the form.

📄 How to continue filling out your form

After you start your form, you can sign in to your account to continue where you left off.

DHS Privacy Notice

AUTHORITIES: USCIS is collecting the information requested on this application, and the associated evidence, under INA section 245.

PURPOSE: The primary purpose for providing the requested information on this application is to apply to adjust your status to that of a lawful permanent resident of the United States or register permanent residence. DHS will use the information you provide to grant or deny the immigration benefit you are seeking.

DISCLOSURE: The information you provide is voluntary. However, failure to provide the requested information, including your Social Security number (if applicable), and any requested evidence, may delay a final decision or result in denial of your application.

ROUTINE USES: DHS may share the information you provide on this application, and any additional requested evidence, with other Federal, state, local, and foreign government agencies and authorized organizations. DHS follows approved routine uses, as described in the associated published system of records notices [DHS/USCIS/ICE/CBP- 001 Alien File, Index, and National File Tracking System of Records, DHS/USCIS-007 Benefits Information System, and DHS/USCIS-018 Immigration Biometric and Background Check] and the published privacy impact assessments [DHS/USCIS/PIA-016(a) Computer Linked Application Information Management System], which can be found at www.dhs.gov/privacy.

DHS may also share the information, as appropriate, for law enforcement purposes or in the interest of national security.

Upload Form Instructions 4

Information may prevent you from issuing you an SSN and Social Security card. USCIS will maintain the information used to assign you an SSN and issue you a Social Security card in SSA's system of records [Master Files of Social Security Number (SSN) Holders and SSN Applications, 60-0058]. Complete lists of approved routine uses for the information used to assign you an SSN and issue you a Social Security card are available in the System of Records Notice 60-0058, available at www.ssa.gov.

FBI Privacy Notice

USCIS may use your biometrics to obtain the criminal history records of the Federal Bureau of Investigation (FBI), for identity verification, to determine eligibility, to create immigration documents (for example, Permanent Resident Card, Employment Authorization Document), or any purpose authorized by the INA. You may obtain a copy of your own FBI record using the procedures outlined at 28 CFR 16.30-16.34. For more information, please visit the [FBI Noncriminal Justice Applicant's Privacy Rights page](#). For information regarding how the FBI will use your fingerprints, please visit the [Privacy Act Statement page](#).

DHS Privacy Notice

AUTHORITIES: USCIS is collecting the information requested on this application, and the associated evidence, under INA section 245.

PURPOSE: The primary purpose for providing the requested information on this application is to apply to adjust your status to that of a lawful permanent resident of the United States or register permanent residence. DHS will use the information you provide to grant or deny the immigration benefit you are seeking.

DISCLOSURE: The information you provide is voluntary. However, failure to provide the requested information, including your Social Security number (if applicable), and any requested evidence, may delay a final decision or result in denial of your application.

ROUTINE USES: DHS may share the information you provide on this application, and any additional requested evidence, with other Federal, state, local, and foreign government agencies and authorized organizations. DHS follows approved routine uses, as described in the associated published system of records notices [DHS/USCIS/ICE/CBP-001 Alien File, Index, and National File Tracking System of Records, DHS/USCIS-007 Benefits Information System, and DHS/USCIS-018 Immigration Biometric and Background Check] and the published privacy impact assessments [DHS/USCIS/PIA-016(a) Computer Linked Application Information Management System], which can be found at www.dhs.gov/privacy. DHS may also share the information, as appropriate, for law enforcement purposes or in the interest of national security.

Paperwork Reduction Act

An agency may not conduct or sponsor information collection and a person is not required to respond to a collection of information unless it displays a currently valid OMB control number. The public reporting burden for this collection of information is estimated at 13.64 hours per response, including the time for reviewing instructions, gathering the required documentation and information, completing the application, preparing statements, attaching necessary documentation, and submitting the application. The collection of the biometrics is estimated to require 1 hour and 10 minutes. Send comments regarding this burden estimate or any other aspect of this collection of information, including suggestions for reducing this burden, to:

U.S. Citizenship and Immigration Services
Office of Policy and Strategy, Regulatory Coordination Division
5900 Capital Gateway Drive, Mail Stop #2140



U.S. Citizenship
and Immigration
Services



U.S. Citizenship
and Immigration
Services

Principal Applicant

Eligibility Category



U.S. Citizenship
and Immigration
Services

 An official website of the United States government [Here's how you know](#) ▼



U.S. Citizenship
and Immigration
Services

My Account ▼

Resources ▼

Sign Out

I-485, Application to
Register Permanent
Residence or Adjust
Status

Select one

Select one

Principal Applicant

Derivative Applicant

Getting Started ▲

Eligibility Category

Upload PDF ▼

Evidence ▼

Review & Submit ▼

Topics

Citizenship

Schedule an Appointment

Find a Doctor

Find a Class



U.S. Citizenship
and Immigration
Services



[Contact USCIS](#)



USCIS.gov

An official website of the [U.S. Department of Homeland Security](#)

[About USCIS](#)

[Accessibility](#)

[Budget and
Performance](#)

[FOIA Requests](#)

[No FEAR Act Data](#)

[Privacy and Legal
Disclaimers](#)

[Office of the Inspector
General](#)

[The White House](#)

[USA.gov](#)

National Terrorism Advisory
System



NO CURRENT
ADVISORIES

[Put this widget on your web page](#)

Select Eligibility Category



U.S. Citizenship
and Immigration
Services

U.S. Citizenship and Immigration Services

My Account ▾ Resources ▾ Sign Out

I-485, Application to Register Permanent Residence or Adjust Status

Getting Started ^

Eligibility Category

Upload PDF ▾

Evidence ▾

Review & Submit ▾

Principal Applicant

Are you filing as an applicant who served honorably on active duty in the U.S. armed forces and who is filing under INA section 101(a)(27)(K). Select Part 2., Item Number 3.c.: Certain U.S. Armed Forces Members (also known as the Six and Six program)?

Are you filing for adjustment of status with the Executive Office for Immigration Review (EOIR) while in removal, exclusion, rescission, or deportation proceedings?

Employment-based

Alien Investor, Form I-526 or Form I-526E

Alien of Extraordinary Ability

Outstanding Professor or Researcher

Multinational Executive or Manager

Member of the Professions Holding an Advanced Degree or Alien of Exceptional Ability (who is NOT seeking a National Interest Waiver)

A Professional (at a minimum, requiring a bachelor's degree or a foreign degree equivalent to a U.S. bachelor's degree)

A Skilled Worker (requiring at least 2 years of specialized training or experience)

Any Other Worker (requiring less than 2 years of training or experience)

An Alien Applying For a National Interest Waiver (who IS a member of the professions holding an advanced degree or an alien of exceptional ability)

Next

Topics Citizenship Schedule an Appointment Find a Doctor Find a Class

U.S. Citizenship and Immigration Services


[Contact USCIS](#)

*If one or both checkboxes under the eligibility is selected, the application will be Fee Exempt.

Ability to Pay



U.S. Citizenship
and Immigration
Services

 U.S. Citizenship and Immigration Services

My Account ▾ Resources ▾ Sign Out

I-485, Application to Register Permanent Residence or Adjust Status

Getting Started ^

- Eligibility Category
- Inability to Pay/Financial Hardship**

Upload PDF ▾


Evidence ▾







Review & Submit ▾

Are you able to pay the filing fee? Yes No

Back Next

Topics Citizenship Schedule an Appointment Find a Doctor Find a Class

 U.S. Citizenship and Immigration Services

[Contact USCIS](#)

Upload PDF

I-485, Application to Register Permanent Residence or Adjust Status

[Getting Started](#) ▾

Upload PDF ▸

Upload PDF

[Evidence](#) ▾

[Review & Submit](#) ▾

PDF Form Upload

Upload all pages of the Form [I-485](#) in PDF file format only. Place all pages in the correct order by referring to the page numbers on the form. For forms that have been scanned into PDF format, include all pages when uploading, even pages where you were not required to provide information (for example, **Part 14. Additional Information** is a page that may be left blank, but you should still upload **Part 14.** with your completed form.)

File upload requirements

- Clear and readable.
- Accepted file formats: PDF
- No encrypted or password-protected files.
- If your documents are in a foreign language, upload a full English translation and the translator's certification with each original document.
- Accepted file name characters: English letters, numbers, spaces, periods, hyphens, underscores, and parentheses.
- Maximum size: 12MB per file.

i If any password protected documents are uploaded, your case may be rejected, as we will not be able to view the evidence you submitted.

File name	Document	Status	Date	Action
I-485.pdf	Form I-485	Pending	10/28/2025	Delete

i Your form is currently being validated for completeness. This process may take several minutes. You may continue to the next step. You will be notified of the validation progress.

[Back](#)

[Next](#)

[Topics](#) | [Citizenship](#) | [Schedule an Appointment](#) | [Find a Doctor](#) | [Find a Class](#)



2x2 Photo

I-485, Application to Register Permanent Residence or Adjust Status

Getting Started ▾

Upload PDF ▾

Evidence ▴

2" x 2" Photo of you

Government-Issued Identity Document

Birth Certificate

Inspection and Admission / Parole Documentation

I-797 Notice of Action

Lawful Status

I-485 Supplement J

Statement of Intent to Work

I-693 Medical/Vaccination Record

Affidavit of Support

Certified Police and Court Records

Form I-485 Supplement A (if applicable)

Form I-508 (if applicable)

Form I-566 (if applicable)

Form I-612 (if applicable)

Additional Evidence

Review & Submit ▾

Photographs

The applicant must submit two identical color passport-style photographs of themselves taken recently. The photos must have a white to off-white background, be printed on thin paper with a glossy finish, and be unmounted and unretouched.

The photos must be 2 by 2 inches with a full face, frontal view. Head height should measure 1 to 1 3/8 inches from the top of your hair to the bottom of your chin, and eye height should measure between 1 1/8 to 1 3/8 inches from the top of your eyes to the bottom of the photo.


Your head must be bare unless you are wearing headwear as required by your religious denomination.

File upload requirements

- Clear and readable.
- Accepted file formats: JPEG, JPG or PNG
- No encrypted or password-protected files.
- If your documents are in a foreign language, upload a full English translation and the translator's certification with each original document.
- Upload no more than 5 documents at a time.
- Accepted file name characters: English letters, numbers, spaces, periods, hyphens, underscores, and parentheses.
- Maximum size: 12MB per file.

i If any password protected documents are uploaded, your case may be rejected, as we will not be able to view the evidence you submitted.

[Choose](#) or drop file here to upload

File name	Document	Action
2x2 Photo.jpeg	Two identical color passport-style photographs	 Delete

[Back](#)

[Next](#)



U.S. Citizenship and Immigration Services

Government-Issued Identity Document

I-485, Application to Register Permanent Residence or Adjust Status

Getting Started ▾

Upload PDF ▾

Evidence ▲

2" x 2" Photo of you

Government-Issued Identity Document

Birth Certificate

Inspection and Admission / Parole Documentation

I-797 Notice of Action

Lawful Status

I-485 Supplement J

Statement of Intent to Work

I-693 Medical/Vaccination Record

Affidavit of Support

Certified Police and Court Records

Form I-485 Supplement A (if applicable)

Form I-508 (if applicable)

Form I-566 (if applicable)

Form I-612 (if applicable)

Additional Evidence

Review & Submit ▾

Government-Issued Identity Document with Photograph

Applicants should submit a photocopy of a government-issued identity document (for example, passport (even if expired), driver's license, or military identification document) that has their photograph.

File upload requirements

- Clear and readable.
- Accepted file formats: JPEG, JPG, PDF, PNG, TIF or TIFF
- No encrypted or password-protected files.
- If your documents are in a foreign language, upload a full English translation and the translator's certification with each original document.
- Upload no more than 5 documents at a time.
- Accepted file name characters: English letters, numbers, spaces, periods, hyphens, underscores, and parentheses.
- Maximum size: 12MB per file.

i If any password protected documents are uploaded, your case may be rejected, as we will not be able to view the evidence you submitted.

[Choose](#) or drop file here to upload

File name	Document	Action
Identity Docume...jpeg	Government-Issued Identity Document with Photograph	Delete

[Back](#)

[Next](#)



U.S. Citizenship and Immigration Services

Birth Certificate



U.S. Citizenship
and Immigration
Services



U.S. Citizenship
and Immigration
Services

My Account ▾ Resources ▾ Sign Out

I-485, Application to Register Permanent Residence or Adjust Status

Getting Started ▾

Upload PDF ▾

Evidence ▾

2" x 2" Photo of you
Government-Issued Identity Document

Birth Certificate

Inspection and Admission / Parole Documentation
I-797 Notice of Action
Lawful Status
I-485 Supplement J
Statement of Intent to Work
I-693 Medical/Vaccination Record
Affidavit of Support
Certified Police and Court Records
Form I-485 Supplement A (if applicable)
Form I-508 (if applicable)
Form I-566 (if applicable)
Form I-612 (if applicable)
Additional Evidence

Review & Submit ▾

Birth Certificate

Unless otherwise specified, applicants must submit a photocopy of their birth certificate issued by the appropriate civil authority from their country of birth. USCIS will only accept a birth certificate which lists at least one parent.

See the U.S. Department of State Reciprocity Schedule to determine how to obtain a birth certificate from your country of birth on the website, <https://travel.state.gov/content/travel/en/us-visas/Visa-Reciprocity-and-Civil-Documents-by-Country.html/>.

See the **Additional Instructions** for more category-specific information.

File upload requirements

- Clear and readable.
- Accepted file formats: JPEG, JPG, PDF, PNG, TIF or TIFF
- No encrypted or password-protected files.
- If your documents are in a foreign language, upload a full English translation and the translator's certification with each original document.
- Upload no more than 5 documents at a time.
- Accepted file name characters: English letters, numbers, spaces, periods, hyphens, underscores, and parentheses.
- Maximum size: 12MB per file.

i If any password protected documents are uploaded, your case may be rejected, as we will not be able to view the evidence you submitted.

[Choose](#) or drop file here to upload

File name	Document	Action
Birth Certifica...jpeg	Birth Certificate	Delete

Back

Next



Evidence of Inspection & Admission/ Parole Documentation

I-485, Application to
Register Permanent
Residence or Adjust
Status

Getting Started ▾

Upload PDF ▾

Evidence ▲

2" x 2" Photo of you

Government-Issued Identity Document

Birth Certificate

**Inspection and Admission / Parole
Documentation**

I-797 Notice of Action

Lawful Status

I-485 Supplement J

Statement of Intent to Work

I-693 Medical/Vaccination Record

Affidavit of Support

Certified Police and Court Records

Form I-485 Supplement A (if applicable)

Form I-508 (if applicable)

Form I-566 (if applicable)

Form I-612 (if applicable)

Additional Evidence

Review & Submit ▾

Evidence of Inspection and Admission or Inspection and Parole

The following types of applicants do NOT need to submit
documentation of inspection and admission or inspection and parole:

- Registry applicants
- Asylees
- VAWA self-petitioners
- Special immigrant juveniles
- T nonimmigrants applying under INA section 245(l)
- U nonimmigrants applying under INA section 245(m)
- Individuals born under diplomatic status in the United States
- Individuals applying under INA section 245

All other applicants must provide evidence of inspection and
admission or inspection and parole into the United States. This
evidence also must be related to the most recent arrival into the
United States. Such evidence includes, but is not limited to, copies of
the following documents, if available:

- Passport page with admission or parole stamp (issued by a
U.S. immigration officer);
- Passport page with nonimmigrant visa; and
- Form I-94, Arrival/Departure Record.

NOTE: If you were admitted to the United States by CBP at an
airport or seaport after April 30, 2013, you may have been issued an
electronic Form I-94 by CBP, instead of a paper Form I-94. You may
visit the CBP website at <https://www.cbp.gov/i94> to obtain a paper
version of an electronic Form I-94. If you cannot obtain your Form I-
94 from the CBP website, you may obtain it by filing Form I-102,
Application for Replacement/Initial Nonimmigrant Arrival/ Departure
Record, with USCIS.

If you cannot produce this primary evidence, and DHS has no record
of the admission or parole, USCIS will presume that you came into
the United States without admission or parole.

You may, however, provide secondary evidence (such as records
maintained in the ordinary course of business by any individual or
organization other than DHS) to support your claim that you were
admitted or paroled.

If no secondary evidence is available, you may submit separate
written statements, signed under penalty of perjury under United
States law, from yourself and from any other individuals who have
personal knowledge of the circumstances of your claimed admission
or parole. Any statement should explain in detail when and where
you came into the United States; what travel documents you had, if
any; whether you showed them to the immigration inspector; any
questions the immigration inspector asked; and any other details
about your claimed admission or parole.



I-797 Notice of Action



U.S. Citizenship
and Immigration
Services



U.S. Citizenship
and Immigration
Services

My Account ▾ Resources ▾ Sign Out

I-485, Application to
Register Permanent
Residence or Adjust
Status

Getting Started ▾

Upload PDF ▾

Evidence ▲

2" x 2" Photo of you

Government-Issued Identity Document

Birth Certificate

Inspection and Admission / Parole
Documentation

I-797 Notice of Action

Lawful Status

I-485 Supplement J

Statement of Intent to Work

I-693 Medical/Vaccination Record

Affidavit of Support

Certified Police and Court Records

Form I-485 Supplement A (if applicable)

Form I-508 (if applicable)

Form I-566 (if applicable)

Form I-612 (if applicable)

Additional Evidence

Review & Submit ▾

Documentation of Your Immigrant Category

Applicants must submit evidence showing that they are eligible for adjustment of status for the particular immigrant category selected.

Filing as a Beneficiary of an Immigrant Visa Petition

If you are filing as a beneficiary of an immigrant visa petition, you generally must submit a photocopy of Form I-797, Notice of Action, for your underlying visa petition (or the principal applicant's petition, if you are a derivative applicant), as appropriate. The underlying visa petition is the basis for the immigrant category upon which you are applying for adjustment of status.

If you are filing as a principal applicant and your immigrant category allows you to file Form I-485 before your visa petition is approved, you may submit your Form I-485 together with:

- Your immigrant visa petition; or
- A photocopy of the receipt notice (Form I-797), for your immigrant visa petition.

If you are filing as a derivative applicant based on the principal applicant's immigrant visa petition, you may submit your Form I-485 together with the principal applicant's Form I-485 or provide a photocopy of:

- The approval or receipt notice (Form I-797) for the principal applicant's pending or approved immigrant visa petition (if applicable); or
- The approval or receipt notice (Form I-797) the principal applicant received for Form I-485 (if applicable) or a copy of the principal applicant's Form I-551 (Green Card) (if applicable).

File upload requirements

- Clear and readable.
- Accepted file formats: JPEG, JPG, PDF, PNG, TIF or TIFF
- No encrypted or password-protected files.
- If your documents are in a foreign language, upload a full English translation and the translator's certification with each original document.
- Upload no more than 5 documents at a time.
- Accepted file name characters: English letters, numbers, spaces, periods, hyphens, underscores, and parentheses.
- Maximum size: 12MB per file.

Evidence of Lawful Status



I-485, Application to Register Permanent Residence or Adjust Status

Getting Started ▾

Upload PDF ▾

Evidence ▲

2" x 2" Photo of you

Government-Issued Identity Document

Birth Certificate

Inspection and Admission / Parole Documentation

I-797 Notice of Action

Lawful Status

I-485 Supplement J

Statement of Intent to Work

I-693 Medical/Vaccination Record

Affidavit of Support

Certified Police and Court Records

Marriage Certificate or Other Proof

Termination of Marriage

Principal Applicant's Immigrant Category

Principal Applicant's I-485 / Green Card

Form I-485 Supplement A (if applicable)

Form I-508 (if applicable)

Evidence of Continuously Maintaining a Lawful Status Since Arrival in the United States

Anyone applying under the following immigrant categories must submit evidence to show they have continuously maintained lawful immigration status while in the United States and are therefore not barred from adjustment by INA section 245(c)(2):

- Applicants applying under a family-based preference category or an employment-based preference category;
- Special immigrant religious workers;
- International broadcasters; and
- Selectees under the Diversity Visa program.

Acceptable evidence may include, but is not limited to, copies of the following documents:

- Form I-797, Notice of Action, for all extensions of stay and changes of nonimmigrant status;
- Form I-94, Arrival/Departure Record, including printouts of paperless I-94 admissions;
- Form I-20, Certificate of Eligibility for Nonimmigrant (F-1) Student Status – For Academic and Language Students, including all pages containing notations by authorized school officials;
- Form I-20, Certificate of Eligibility for Nonimmigrant (M-1) Student Status – For Vocational Students, including all pages containing notations by authorized school officials;
- Form DS-2019 (formerly IAP 66), Certificate of Eligibility for Exchange Visitor (J-1) Status, including all pages containing notations by authorized exchange visitor program officials; or
- Passport page with an admission or parole stamp (issued by a U.S. immigration officer).
- Include evidence for every time you entered the United States and for the time periods spent in the United States.

See the **Additional Instructions** for information on whether your specific immigrant category requires this evidence.

If you are applying as an employment-based first preference, second preference, or third preference applicant or as a fourth preference

I-485 Supplement J



U.S. Citizenship
and Immigration
Services

My Account ▾ Resources ▾ Sign Out



U.S. Citizenship
and Immigration
Services

I-485, Application to
Register Permanent
Residence or Adjust
Status

Getting Started ▾

Upload PDF ▾

Evidence ▲

2" x 2" Photo of you

Government-Issued Identity Document

Birth Certificate

Inspection and Admission / Parole
Documentation

I-797 Notice of Action

Lawful Status

I-485 Supplement J

Statement of Intent to Work

I-693 Medical/Vaccination Record

Affidavit of Support

Certified Police and Court Records

Form I-485 Supplement A (if applicable)

Form I-508 (if applicable)

Form I-566 (if applicable)

Form I-612 (if applicable)

Additional Evidence

Review & Submit ▾

Confirmation of Valid Job Offer or Request for Job Portability Under INA Section 204(j) (Supplement J)

If your Form I-485 is related to an Immigrant Petition for Alien Workers (Form I-140) filed in an employment-based immigrant visa category that requires a job offer, and you are filing Form I-485 as a principal applicant after approval of Form I-140 filed on your behalf by the petitioner, you must file Form I-485 Supplement J, Confirmation of Valid Job Offer or Request for Job Portability under INA Section 204(j), together with your Form I-485. For more information about this requirement, please read the Instructions to Supplement J. If you are filing Form I-485 together with a Form I-140 filed on your behalf, or while Form I-140 is still pending, you do not need to file Supplement J at this time. At any time during the adjudication process, USCIS may request that you file Supplement J.

NOTE: Individuals seeking or granted a National Interest Waiver of the job offer requirement and individuals seeking or granted classification as an alien of extraordinary ability under INA section 203(b)(1)(A) do not need to file Supplement J, because these employment-based immigrant visa categories are not tied to a specific job offer. If you filed or are concurrently filing Form I-140 as a self-petitioner, you must intend to work in the occupational field specified in the Form I-140. You must provide a signed statement confirming this intent, unless you are filing Form I-485 at the same time as your Form I-140 or while your Form I-140 is still pending.

File upload requirements

- Clear and readable.
- Accepted file formats: PDF
- No encrypted or password-protected files.
- If your documents are in a foreign language, upload a full English translation and the translator's certification with each original document.
- Upload no more than 5 documents at a time.
- Accepted file name characters: English letters, numbers, spaces, periods, hyphens, underscores, and parentheses.
- Maximum size: 12MB per file.

Statement of Intent to Work



I-485, Application to Register Permanent Residence or Adjust Status

Getting Started ▾

Upload PDF ▾

Evidence ▲

2" x 2" Photo of you

Government-Issued Identity Document

Birth Certificate

Inspection and Admission / Parole Documentation

I-797 Notice of Action

Lawful Status

I-485 Supplement J

Statement of Intent to Work

I-693 Medical/Vaccination Record

Affidavit of Support

Certified Police and Court Records

Form I-485 Supplement A (if applicable)

Form I-508 (if applicable)

Form I-566 (if applicable)

Form I-612 (if applicable)

Confirmation of intent to work in occupational field

Please provide a signed statement confirming that you have the intent to work in the occupational filed specified in your I-140 Form.

File upload requirements

- Clear and readable.
- Accepted file formats: JPEG, JPG, PDF, PNG, TIF or TIFF
- No encrypted or password-protected files.
- If your documents are in a foreign language, upload a full English translation and the translator's certification with each original document.
- Upload no more than 5 documents at a time.
- Accepted file name characters: English letters, numbers, spaces, periods, hyphens, underscores, and parentheses.
- Maximum size: 12MB per file.

i If any password protected documents are uploaded, your case may be rejected, as we will not be able to view the evidence you submitted.

[Choose](#) or drop file here to upload

File name	Document	Action
Statement of In....pdf	Statement of Intent to Work	Delete



I-693 Medical Examination/Vaccination Record

I-485, Application to Register Permanent Residence or Adjust Status

Getting Started

Upload PDF

Evidence

- 2" x 2" Photo of you
- Government-Issued Identity Document
- Birth Certificate
- Inspection and Admission / Parole Documentation
- I-797 Notice of Action
- Lawful Status
- I-485 Supplement J
- Statement of Intent to Work
- I-693 Medical/Vaccination Record**
- Affidavit of Support
- Certified Police and Court Records
- Form I-485 Supplement A (if applicable)
- Form I-508 (if applicable)
- Form I-566 (if applicable)
- Form I-612 (if applicable)
- Additional Evidence

Review & Submit

Report of Immigration Medical Examination and Vaccination Record (Form I-693)

Applicants for adjustment of status are generally required to complete an immigration medical examination and submit a properly completed Form I-693 signed by a civil surgeon to show that they are free from health conditions that would render them inadmissible under the health-related grounds. If you are required to submit a Form I-693, or a partial Form I-693 (such as the Vaccination Record), you must submit it with your Form I-485. Otherwise, your Form I-485 may be rejected. For more information about Form I-693 requirements, visit <http://www.uscis.gov/i-693>.

File upload requirements

- Clear and readable.
- Accepted file formats: PDF
- No encrypted or password-protected files.
- If your documents are in a foreign language, upload a full English translation and the translator's certification with each original document.
- Upload no more than 5 documents at a time.
- Accepted file name characters: English letters, numbers, spaces, periods, hyphens, underscores, and parentheses.
- Maximum size: 12MB per file.

i If any password protected documents are uploaded, your case may be rejected, as we will not be able to view the evidence you submitted.

[Choose](#) or drop file here to upload

File name	Document	Action
Form I-693.pdf	Temporary Labor Certification	Delete

Back

Next



Affidavit of Support

- I-485, Application to Register Permanent Residence or Adjust Status
- Getting Started
- Upload PDF
- Evidence**
 - 2" x 2" Photo of you
 - Government-Issued Identity Document
 - Birth Certificate
 - Inspection and Admission / Parole Documentation
 - I-797 Notice of Action
 - Lawful Status
 - I-485 Supplement J
 - Statement of Intent to Work
 - I-693 Medical/Vaccination Record
 - Affidavit of Support**
 - Certified Police and Court Records
 - Form I-485 Supplement A (if applicable)
 - Form I-508 (if applicable)
 - Form I-566 (if applicable)
 - Form I-612 (if applicable)
 - Additional Evidence
- Review & Submit

Affidavit of Support Under Section 213A of the INA

The Affidavit of Support Under Section 213A of the INA is required for most family-based intending immigrants and some employment-based intending immigrants to show that they have adequate means of financial support and are not likely to become a public charge. See the [Instructions for Form I-864](#), Affidavit of Support Under Section 213A of the INA, for information on submitting Form I-864. In certain circumstances, applicants may submit Form I-864EZ, Affidavit of Support Under Section 213A of the INA, an abbreviated version of Form I-864, instead of Form I-864. See the [Instructions for Form I-864EZ](#) for more information.

Certain intending immigrants are required to affirmatively request an exemption from submitting the Affidavit of Support.

Failure to submit an Affidavit of Support Under Section 213A of the INA (Form I-864 or I-864EZ), when required, will result in a denial of your Form I-485.

File upload requirements

- Clear and readable.
- Accepted file formats: PDF
- No encrypted or password-protected files.
- If your documents are in a foreign language, upload a full English translation and the translator's certification with each original document.
- Upload no more than 5 documents at a time.
- Accepted file name characters: English letters, numbers, spaces, periods, hyphens, underscores, and parentheses.
- Maximum size: 12MB per file.

i If any password protected documents are uploaded, your case may be rejected, as we will not be able to view the evidence you submitted.

[Choose](#) or drop file here to upload

File name	Document	Action
Form I-864.pdf	Affidavit of Support	Delete

[Back](#)

[Next](#)



Certified Police and Court Records

I-485, Application to Register Permanent Residence or Adjust Status

Getting Started ▾

Upload PDF ▾

Evidence ▾

- 2" x 2" Photo of you
- Government-Issued Identity Document
- Birth Certificate
- Inspection and Admission / Parole Documentation
- I-797 Notice of Action
- Lawful Status
- I-485 Supplement J
- Statement of Intent to Work
- I-693 Medical/Vaccination Record
- Affidavit of Support
- Certified Police and Court Records**
- Form I-485 Supplement A (if applicable)
- Form I-508 (if applicable)
- Form I-566 (if applicable)
- Form I-612 (if applicable)
- Additional Evidence

Review & Submit ▾

Certified Police and Court Records of Criminal Charges, Arrests, or Convictions

You must submit certified police and court records for any criminal charges, arrests, or convictions you may have.

- If you were **EVER** arrested or detained by a law enforcement officer for any reason anywhere in the world, including the United States, and no criminal charges were filed, you must submit:
 - An original or certified copy of the complete arrest report; and
 - Either an official statement by the arresting or detaining agency or prosecutor's office **OR** an applicable court order that indicates the final disposition of your arrest or detention;
- If you were **EVER** charged for any reason (even if you were not arrested) anywhere in the world, including the United States, you must submit:
 - An original or certified copy of the complete arrest report; and
 - Certified copies of **BOTH** the indictment, information, or other formal charging document **AND** the final disposition of each charge (for example, a dismissal order or acquittal order);
- If you were **EVER** convicted or placed in an alternative sentencing or rehabilitative program (such as probation, drug treatment, deferred adjudication, or community service program) anywhere in the world, including the United States, you must submit:
 - An original or certified copy of the complete arrest report;
 - Certified copies of the following: the indictment, information, or other formal charging document; any plea agreement, whether in the form of a court filing or recording in a hearing transcript; and the final disposition for each incident (for example, conviction record, deferred adjudication order, probation order); and
 - Either an original or certified copy of your probation or parole record showing that you completed the mandated sentence, conditions set for the deferred adjudication, or rehabilitative program **OR** documentation showing that you completed the alternative sentencing or rehabilitative program; or
- If you **EVER** had any arrest or conviction vacated, set aside, sealed, expunged, or otherwise removed from your record anywhere in the world, you must submit:
 - An original or certified copy of the complete arrest report; the indictment, information, or other formal charging document; any plea agreement, whether in the form of a court filing or recording in a hearing transcript; and the final disposition for each incident (for example, conviction record, deferred adjudication order, probation order); and
 - A certified copy of the court order vacating, setting aside, sealing, expunging, or otherwise removing the arrest or conviction.

You must disclose all arrests and charges, even if the arrest occurred when you were a minor. An adjudication of juvenile delinquency is not a "conviction" under U.S. immigration law, but a juvenile can be charged as an adult for an offense committed while a juvenile. If you were convicted as an adult, there is a conviction, regardless of whether you were tried before a criminal court or a juvenile court. An adjudication of juvenile delinquency could also be relevant to the exercise of discretion. If you claim that an arrest resulted in adjudication of delinquency, and not in a conviction, you must submit a copy of the court document that establishes this fact.



U.S. Citizenship and Immigration Services

Form I-485 Supplement A (if applicable)

- I-485, Application to Register Permanent Residence or Adjust Status
- Getting Started
- Upload PDF
- Evidence**
 - 2" x 2" Photo of you
 - Government-Issued Identity Document
 - Birth Certificate
 - Inspection and Admission / Parole Documentation
 - I-797 Notice of Action
 - Lawful Status
 - I-485 Supplement J
 - Statement of Intent to Work
 - I-693 Medical/Vaccination Record
 - Affidavit of Support
 - Certified Police and Court Records
 - Form I-485 Supplement A (if applicable)**
 - Form I-508 (if applicable)
 - Form I-566 (if applicable)
 - Form I-612 (if applicable)
 - Additional Evidence
- Review & Submit

I-485 Supplement A

Provide the Supplement A to Form I-485, Adjust Status Under INA Section 245 (Supplement A), if you are applying to adjust status to that a lawful permanent resident under the Immigration and Nationality Act (INA) section 245.

- #### File upload requirements
- Clear and readable.
 - Accepted file formats: JPEG, JPG, PDF, PNG, TIF or TIFF
 - No encrypted or password-protected files.
 - If your documents are in a foreign language, upload a full English translation and the translator's certification with each original document.
 - Upload no more than 5 documents at a time.
 - Accepted file name characters: English letters, numbers, spaces, periods, hyphens, underscores, and parentheses.
 - Maximum size: 12MB per file.

i If any password protected documents are uploaded, your case may be rejected, as we will not be able to view the evidence you submitted.

[Choose](#) or drop file here to upload

File name	Document	Action
i-485supa.pdf	Form I-485 Supplement A	Delete

Back
Next



Form I-508 (if applicable)

I-485, Application to Register Permanent Residence or Adjust Status

Getting Started

Upload PDF

Evidence

2" x 2" Photo of you

Government-issued Identity Document

Birth Certificate

Inspection and Admission / Parole Documentation

I-797 Notice of Action

Lawful Status

I-485 Supplement J

Statement of Intent to Work

I-693 Medical/Vaccination Record

Affidavit of Support

Certified Police and Court Records

Form I-485 Supplement A (if applicable)

Form I-508 (if applicable)

Form I-566 (if applicable)

Form I-612 (if applicable)

Additional Evidence

Review & Submit

Waiver of Certain Rights, Privileges, Exemptions, and Immunities

Form I-508 is used by lawful permanent residents of the United States, or applicants for lawful permanent residence in the United States, whose occupational status or that of their family members, entitles them to nonimmigrant status under the Immigration and Nationality Act (INA) section 101(a)(15)(A), (E), or (G) as a

- (a) Government official,
- (b) Taipei Economic and Cultural Representative Office employee,
- (c) International organization representative or employee, respectively; or
- (d) A dependent member of such household.

In order to retain or obtain lawful permanent residence status, they are required to use Form I-508 to waive diplomatic or similar rights, privileges, exemptions, and immunities that may be granted to them under any law or Executive Order. The form also informs such persons that as lawful permanent residents of the U.S., they are or will be ineligible for any and all such diplomatic rights, privileges, exemptions, and immunities previously held on their behalf by their sending country, office, or organization.

File upload requirements

- Clear and readable.
- Accepted file formats: JPEG, JPG, PDF, PNG, TIF or TIFF
- No encrypted or password-protected files.
- If your documents are in a foreign language, upload a full English translation and the translator's certification with each original document.
- Upload no more than 5 documents at a time.
- Accepted file name characters: English letters, numbers, spaces, periods, hyphens, underscores, and parentheses.
- Maximum size: 12MB per file.

i If any password protected documents are uploaded, your case may be rejected, as we will not be able to view the evidence you submitted.

[Choose](#) or drop file here to upload

File name	Document	Action
i-508.pdf	Form I-508	Delete

Back

Next



Form I-566 (if applicable)

- I-485, Application to Register Permanent Residence or Adjust Status
- Getting Started
- Upload PDF
- Evidence**
- 2" x 2" Photo of you
- Government-issued Identity Document
- Birth Certificate
- Inspection and Admission / Parole Documentation
- I-797 Notice of Action
- Lawful Status
- I-485 Supplement J
- Statement of Intent to Work
- I-693 Medical/Vaccination Record
- Affidavit of Support
- Certified Police and Court Records
- Form I-485 Supplement A (if applicable)
- Form I-508 (if applicable)
- Form I-566 (if applicable)**
- Form I-612 (if applicable)
- Additional Evidence
- Review & Submit

Interagency Record of Request

Form I-566 allows certain persons to request employment authorization or change/adjustment of status.

Such benefits may be available to:

1. An eligible dependent of an A, G, or NATO nonimmigrant requesting employment authorization;
2. An A, G, or NATO nonimmigrant requesting a change to another nonimmigrant status;
3. A nonimmigrant in another status who has been offered a position that requires reclassification as an A, G, or NATO nonimmigrant, and any dependents in another nonimmigrant status; or
4. An A, G, or NATO nonimmigrant requesting adjustment to lawful permanent resident status.

File upload requirements

- Clear and readable.
- Accepted file formats: JPEG, JPG, PDF, PNG, TIF or TIFF
- No encrypted or password-protected files.
- If your documents are in a foreign language, upload a full English translation and the translator's certification with each original document.
- Upload no more than 5 documents at a time.
- Accepted file name characters: English letters, numbers, spaces, periods, hyphens, underscores, and parentheses.
- Maximum size: 12MB per file.

i If any password protected documents are uploaded, your case may be rejected, as we will not be able to view the evidence you submitted.

[Choose](#) or drop file here to upload

File name	Document	Action
i-566.pdf	Form I-566 (if applicable)	Delete

[Back](#)

[Next](#)



Form I-612 (if applicable)

I-485, Application to Register Permanent Residence or Adjust Status

Getting Started
Upload PDF

Evidence

- 2" x 2" Photo of you
- Government-issued Identity Document
- Birth Certificate
- Inspection and Admission / Parole Documentation
- I-797 Notice of Action
- Lawful Status
- I-485 Supplement J
- Statement of Intent to Work
- I-693 Medical/Vaccination Record
- Affidavit of Support
- Certified Police and Court Records
- Form I-485 Supplement A (if applicable)
- Form I-508 (if applicable)
- Form I-566 (if applicable)
- Form I-612 (if applicable)**
- Additional Evidence

Review & Submit

Waiver of the Foreign Residence Requirement

The Immigration and Nationality Act (INA) section 212(e) requires certain J-1 and J-2 exchange visitors to return to their home country or country of last foreign residence for at least two years upon completion of their U.S. training and departure from the United States before they may apply for an immigrant visa, an adjustment of status, or a change of status (such as to the H or L nonimmigrant category). This application provides eligible J-1 and J-2 nonimmigrants the opportunity to apply for a waiver of this requirement. If you are an exchange visitor, you are subject to the two-year foreign residence requirement if:

1. Your participation in the exchange program was financed at any time in whole or in part, directly or indirectly, by an agency of the U.S. Government or by the government of your country of citizenship or nationality or last foreign residence;
2. Prior to being admitted as an exchange visitor, or acquiring such status after admission, your country of citizenship or nationality or last foreign residence was designated by the U.S. Secretary of State as clearly requiring your specialized knowledge or skill; or
3. You were admitted as an exchange visitor or acquired such status after admission on or after January 10, 1977, to participate in graduate medical education or training.

If you have any questions about whether you, your spouse, or your children are subject to the two-year foreign residence requirement, contact your responsible program officer or a U.S. Embassy or U.S. Consulate.

NOTE: If you are subject to the two-year foreign residence requirement, your dependents (J-2 spouse and unmarried minor children) are also subject to this requirement.

File upload requirements

- Clear and readable.
- Accepted file formats: JPEG, JPG, PDF, PNG, TIF or TIFF
- No encrypted or password-protected files.
- If your documents are in a foreign language, upload a full English translation and the translator's certification with each original document.
- Upload no more than 5 documents at a time.
- Accepted file name characters: English letters, numbers, spaces, periods, hyphens, underscores, and parentheses.
- Maximum size: 12MB per file.

i If any password protected documents are uploaded, your case may be rejected, as we will not be able to view the evidence you submitted.

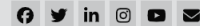
[Choose](#) or drop file here to upload

File name	Document	Action
I-612.pdf	Waiver of the Foreign Residence Requirement	Delete

[Back](#)

[Next](#)

[Topics](#) [Citizenship](#) [Schedule an Appointment](#) [Find a Doctor](#) [Find a Class](#)



[Contact USCIS](#)



USCIS.gov
An official website of the U.S. Department of Homeland Security

[About USCIS](#)
[Accessibility](#)
[Budget and Performance](#)
[DHS Components](#)

[FOIA Requests](#)
[No FEAR Act Data](#)
[Privacy and Legal Disclaimers](#)
[Site Map](#)

[Office of the Inspector General](#)
[The White House](#)
[USA.gov](#)



NO CURRENT ADVISORIES
[For more information on your area of interest](#)



U.S. Citizenship and Immigration Services

Additional Evidence

I-485, Application to Register Permanent Residence or Adjust Status

Getting Started

Upload PDF

Evidence

- 2" x 2" Photo of you
- Government-Issued Identity Document
- Birth Certificate
- Inspection and Admission / Parole Documentation
- I-797 Notice of Action
- Lawful Status
- I-485 Supplement J
- Statement of Intent to Work
- I-693 Medical/Vaccination Record
- Affidavit of Support
- Certified Police and Court Records
- Form I-485 Supplement A (if applicable)
- Form I-508 (if applicable)
- Form I-566 (if applicable)
- Form I-612 (if applicable)

Additional Evidence

Review & Submit

Additional Evidence

If you have any other documents to support your application, please upload them here.

File upload requirements

- Clear and readable.
- Accepted file formats: JPEG, JPG, PDF, PNG, TIF or TIFF
- No encrypted or password-protected files.
- If your documents are in a foreign language, upload a full English translation and the translator's certification with each original document.
- Upload no more than 5 documents at a time.
- Accepted file name characters: English letters, numbers, spaces, periods, hyphens, underscores, and parentheses.
- Maximum size: 12MB per file.

i If any password protected documents are uploaded, your case may be rejected, as we will not be able to view the evidence you submitted.

[Choose](#) or drop file here to upload

File name	Document	Action
Additional Evid...jpeg	Additional Evidence	Delete

Back

Next



Review & Submit



I-485, Application to Register Permanent Residence or Adjust Status

- Getting Started ▼
- Upload PDF ▼
- Evidence ▼
- Review & Submit** ▲
 - Review your Application**

Check your application before you submit

We will review your application to check for accuracy and completeness before you submit it.

We encourage you to provide as many responses as you can throughout the application to ensure that it is complete, true, and accurate.


You can return to this page to review your application as many times as you want before you submit it.

Alerts and warnings

A green alert means you have completed all required fields and response

 We found no alerts or warnings in your application

Your fee

 Your form filing fee is: **\$1390.00**

Refund Policy: USCIS does not refund fees, regardless of any action we take on your application, petition or request, or how long USCIS takes to reach a decision. By continuing this transaction, you acknowledge that you must submit fees in the exact amount and that you are paying the fees for a government service.

[Back](#) [Next](#)

Your Application Summary

I-485, Application to Register Permanent Residence or Adjust Status

- Getting Started
- Upload PDF
- Evidence
- Review & Submit**
 - Review your Application
 - Your Application Summary**
 - Your Signature

Review the I-485 form information

Here is a summary of all the information you provided in your application.

Make sure you have provided responses for everything that applies to you before you submit your application. You can edit your responses by going to each application section using the site navigation.

Print

Getting Started

Basis of eligibility

What is your eligibility category? OutstandingProfessor

Fee Waiver

Are you applying for a fee waiver? No

PDF

File Name I-140 Form.pdf

Document Type I-140

Evidence

Form ETA Appendix A

File Name Appendix A.pdf

Document Type Other

Form ETA-9141

File Name 9141.pdf

Document Type Other

Form ETA-750/750B

File Name ETA-750B.pdf

Document Type Other

Additional Evidence

File Name additional evid...jpg

Document Type Other

Back

Next



U.S. Citizenship and Immigration Services

Declaration And Certification



U.S. Citizenship
and Immigration
Services



My Account ▾ Resources ▾ Sign Out

I-485, Application to Register Permanent Residence or Adjust Status

Getting Started ▾

Upload PDF ▾

Evidence ▾

Review & Submit ▴

Review your Application

Your Application Summary

Your Signature

Declaration And Certification

You must read and agree to the certification below. If you knowingly and willfully falsify or conceal a material fact or submit a false document with your application, we can deny your application and may deny any other immigration benefit. You may also face criminal prosecution and penalties provided by the law.



Copies of any documents I have submitted are exact photocopies of unaltered, original documents, and I understand that USCIS may require that I submit original documents to USCIS at a later date. Furthermore, I authorize the release of any information from any and all of my records that USCIS may need to determine my eligibility for the immigration benefit that I seek.

I furthermore authorize release of information contained in this application, in supporting documents, and in my USCIS records, to other entities and persons where necessary for the administration and enforcement of U.S. immigration law.

I understand that USCIS may require me to appear for an appointment to take my biometrics (fingerprints, photograph, and/or signature) and, at that time, if I am required to provide biometrics, I will be required to sign an oath reaffirming that:

1. I reviewed and understood all of the information contained in, and submitted

Signature Detected



U.S. Citizenship
and Immigration
Services



U.S. Citizenship
and Immigration
Services

My Account ▾

Resources ▾

Sign Out

I-485, Application to
Register Permanent
Residence or Adjust
Status

Getting Started ▾

Upload PDF ▾

Evidence ▾

Review & Submit ▲

Review your Application

Your Application Summary

Your Signature

Pay & Submit

Declaration And Certification

You must read and agree to the certification below. If you knowingly and willfully falsify or conceal a material fact or submit a false document with your application, we can deny your application and may deny any other immigration benefit. You may also face criminal prosecution and penalties provided by the law.



Copies of any documents I have submitted are exact photocopies of unaltered, original documents, and I understand that USCIS may require that I submit original documents to USCIS at a later date. Furthermore, I authorize the release of any information from any and all of my records that USCIS may need to determine my eligibility for the immigration benefit that I seek.

I furthermore authorize release of information contained in this application, in supporting documents, and in my USCIS records, to other entities and persons where necessary for the administration and enforcement of U.S. immigration law.

Signature Not Detected



U.S. Citizenship
and Immigration
Services



My Account ▾ Resources ▾ Sign Out

I-485, Application to Register Permanent Residence or Adjust Status

Getting Started ▾

Upload PDF ▾

Evidence ▾

Review & Submit ▲

Review your Application

Your Application Summary

Your Signature

Declaration And Certification

You must read and agree to the certification below. If you knowingly and willfully falsify or conceal a material fact or submit a false document with your application, we can deny your application and may deny any other immigration benefit. You may also face criminal prosecution and penalties provided by the law.



Copies of any documents I have submitted are exact photocopies of unaltered, original documents, and I understand that USCIS may require that I submit original documents to USCIS at a later date. Furthermore, I authorize the release of any information from any and all of my records that USCIS may need to determine my eligibility for the immigration benefit that I seek.

I furthermore authorize release of information contained in this application, in supporting documents, and in my USCIS records, to other entities and persons where necessary for the administration and enforcement of U.S. immigration law.

I understand that USCIS may require me to appear for an appointment to take my biometrics (fingerprints, photograph, and/or signature) and, at that time, if I am required to provide biometrics, I will be required to sign an oath reaffirming that:

1. I reviewed and understood all of the information contained in, and submitted with, my application; and 2. All of this information was complete, true, and correct at the time of filing.

I certify, under penalty of perjury, that all of the information in my application and any document submitted with it were provided or authorized by me, that I reviewed and understood all the fil-

Pay and Submit

I-485, Application to Register Permanent Residence or Adjust Status

[Getting Started](#) ▼

[Upload PDF](#) ▼

[Evidence](#) ▼

[Review & Submit](#) ▲

[Review your Application](#)

[Your Application Summary](#)

[Your Signature](#)

[Pay & Submit](#)

Authorize Payment and submit your application

The final step to submit your Form I-Application to Register Permanent Residence or Adjust Status^{ERS}, is to authorize the payment for the required fee,

Your application fee, \$1390.00

Refund Policy: By continuing this transaction, you agree that you are authorizing payment for a government service and that the filing fee, biometric services fee, and all related financial transactions are final and not refundable, regardless of any action USCIS takes on an application, petition or request, or how long USCIS takes to issue a decision. You must authorize the payment of all fees in the exact amounts.



We will redirect you to Pay.gov - our safe, secure payment website — to authorize the payment of your fees and submit your application online.

Here are the steps in the payment authorization and submission process:

1. Provide your billing information on Pay.gov
2. Provide your credit card or U.S. bank account information
3. Submit your payment

When you have authorized the payment of your fee, your application will be submitted.

Pay.gov will redirect you to your submission confirmation screen. You can track the status of your of your application through your USCIS online account.

If your application is rejected you will not be charged.

[Pay and submit](#)



U.S. Citizenship and Immigration Services

USCIS Test Transaction



Please provide the payment information below. Required fields are marked with an *

Agency Tracking ID
4V3MWTGWFP73PZ

Payment Amount
.\$1390.00

* Cardholder Name

* Cardholder Billing Address

Billing Address 2

City

* Country

State/Province

ZIP/Postal Code

* Card Number



* Expiration Date

Security Code

[What's this?](#)

[Continue](#)

[Previous](#)

[Cancel](#)

Payment



U.S. Citizenship
and Immigration
Services

Payment

USCIS Test Transaction



Please review the payment information. Required fields are marked with an *

Agency Tracking ID
4V3MWTGWFP73PZ

Payment Amount
\$1390.00

Payment Method
Plastic Card

Cardholder Name
(fake data)

Card Type
(fake data)

Card Number
(fake data)

Cardholder Billing Address
(fake data)

Billing Address 2
(fake data)

City
(fake data)

Country
United States

State/Province
(fake data)

ZIP/Postal Code
(fake data)

* I authorize a charge to my card account for the above amount in accordance with my card issuer agreement.

[Continue](#)

[Previous](#)

[Cancel](#)



U.S. Citizenship
and Immigration
Services

Successfully Submitted I-485 PDF Form



U.S. Citizenship
and Immigration
Services



U.S. Citizenship
and Immigration
Services

[My Account](#) ▼

[Resources](#) ▼

[Sign Out](#)

You successfully submitted your I-485 PDF Form

The acceptance of your case may take up to 30 days.

We will contact you if we have any questions or need additional information. You can track the status of your application through your USCIS online account.

[Go to my cases](#)

[Topics](#)

[Citizenship](#)

[Schedule an Appointment](#)

[Find a Doctor](#)

[Find a Class](#)



U.S. Citizenship
and Immigration
Services



[Contact USCIS](#)



U.S. Citizenship
and Immigration
Services

Derivative Applicant

Eligibility Category

 An official website of the United States government [Here's how you know](#) ▼



U.S. Citizenship and Immigration Services

[My Account](#) ▼

[Resources](#) ▼

[Sign Out](#)

I-485, Application to Register Permanent Residence or Adjust Status

Select one

Select one

Principal Applicant

Derivative Applicant

Getting Started ▲

Eligibility Category

Upload PDF ▼

Evidence ▼

Review & Submit ▼

Topics

Citizenship

Schedule an Appointment

Find a Doctor

Find a Class



U.S. Citizenship and Immigration Services



[Contact USCIS](#)



USCIS.gov

An official website of the U.S. Department of Homeland Security

[About USCIS](#)

[Accessibility](#)

[Budget and Performance](#)

[DHS Components](#)

[FOIA Requests](#)

[No FEAR Act Data](#)

[Privacy and Legal Disclaimers](#)

[Site Map](#)

[Office of the Inspector General](#)

[The White House](#)

[USA.gov](#)

National Terrorism Advisory System



NO CURRENT ADVISORIES

[Put this widget on your web page](#)

Basis of Eligibility

U.S. Citizenship and Immigration Services

My Account ▾ Resources ▾ Sign Out

I-485, Application to Register Permanent Residence or Adjust Status

Getting Started ▲

Eligibility Category

Inability to Pay/Financial Hardship

Upload PDF ▾

Evidence ▾

Review & Submit ▾

Derivative Applicant

Are you filing as an applicant who served honorably on active duty in the U.S. armed forces and who is filing under INA section 101(a)(27)(K). Select Part 2., Item Number 3.c.: Certain U.S. Armed Forces Members (also known as the Six and Six program)?

Are you filing for adjustment of status with the Executive Office for Immigration Review (EOIR) while in removal, exclusion, rescission, or deportation proceedings?

Employment-based

Alien Investor, Form I-526 or Form I-526E

Alien of Extraordinary Ability

Outstanding Professor or Researcher

Multinational Executive or Manager

Member of the Professions Holding an Advanced Degree or Alien of Exceptional Ability (who is NOT seeking a National Interest Waiver)

A Professional (at a minimum, requiring a bachelor's degree or a foreign degree equivalent to a U.S. bachelor's degree)

A Skilled Worker (requiring at least 2 years of specialized training or experience)







Any Other Worker (requiring less than 2 years of training or experience)

An Alien Applying For a National Interest Waiver (who IS a member of the professions holding an advanced degree or an alien of exceptional ability)

Next

Topics Citizenship Schedule an Appointment Find a Doctor Find a Class

U.S. Citizenship and Immigration Services




U.S. Citizenship and Immigration Services

*If one or both checkboxes under the eligibility is selected, the application will be Fee Exempt

Ability to Pay



U.S. Citizenship
and Immigration
Services



U.S. Citizenship
and Immigration
Services

My Account ▾ Resources ▾ | Sign Out

I-485, Application to Register Permanent Residence or Adjust Status

Are you able to pay the filing fee? Yes No

[Back](#) [Next](#)

Getting Started ^

Eligibility Category


Inability to Pay/Financial Hardship

Upload PDF ▾

Evidence ▾

Review & Submit ▾

[Topics](#) [Citizenship](#) [Schedule an Appointment](#) [Find a Doctor](#) [Find a Class](#)



U.S. Citizenship
and Immigration
Services

[f](#) [t](#) [in](#) [@](#) [v](#) [✉](#)

[Contact USCIS](#)



Upload PDF

I-485, Application to Register Permanent Residence or Adjust Status

Getting Started

Upload PDF

Upload PDF

Evidence

Review & Submit

PDF Form Upload

Upload all pages of the Form [I-485](#) in PDF file format only. Place all pages in the correct order by referring to the page numbers on the form. For forms that have been scanned into PDF format, include all pages when uploading, even pages where you were not required to provide information (for example, **Part 14. Additional Information** is a page that may be left blank, but you should still upload **Part 14.** with your completed form.)

File upload requirements

- Clear and readable.
- Accepted file formats: PDF
- No encrypted or password-protected files.
- If your documents are in a foreign language, upload a full English translation and the translator's certification with each original document.
- Accepted file name characters: English letters, numbers, spaces, periods, hyphens, underscores, and parentheses.
- Maximum size: 12MB per file.

If any password protected documents are uploaded, your case may be rejected, as we will not be able to view the evidence you submitted.

File name	Document	Status	Date	Action
I-485.pdf	Form I-485	Pending	10/28/2025	Delete

Your form is currently being validated for completeness. This process may take several minutes. You may continue to the next step. You will be notified of the validation progress.

Back

Next



Evidence: 2x2 Photo

- I-485, Application to Register Permanent Residence or Adjust Status
- Getting Started ▾
- Upload PDF ▾
- Evidence ▴**
 - 2" x 2" Photo of you**
 - Government-Issued Identity Document
 - Birth Certificate
 - Inspection and Admission / Parole Documentation
 - I-797 Notice of Action
 - Lawful Status
 - I-485 Supplement J
 - Statement of Intent to Work
 - I-693 Medical/Vaccination Record
 - Affidavit of Support
 - Certified Police and Court Records
 - Marriage Certificate or Other Proof
 - Termination of Marriage
 - Principal Applicant's Immigrant Category
 - Principal Applicant's I-485 / Green Card
 - Form I-485 Supplement A (if applicable)
 - Form I-508 (if applicable)
 - Form I-566 (if applicable)
 - Form I-612 (if applicable)
 - Additional Evidence
- Review & Submit ▾

Photographs

The applicant must submit two identical color passport-style photographs of themselves taken recently. The photos must have a white to off-white background, be printed on thin paper with a glossy finish, and be unmounted and unretouched.

The photos must be 2 by 2 inches with a full face, frontal view. Head height should measure 1 to 1 3/8 inches from the top of your hair to the bottom of your chin, and eye height should measure between 1 1/8 to 1 3/8 inches from the top of your eyes to the bottom of the photo.

Your head must be bare unless you are wearing headwear as required by your religious denomination.

File upload requirements

- Clear and readable.
- Accepted file formats: JPEG, JPG or PNG
- No encrypted or password-protected files.
- If your documents are in a foreign language, upload a full English translation and the translator's certification with each original document.
- Upload no more than 5 documents at a time.
- Accepted file name characters: English letters, numbers, spaces, periods, hyphens, underscores, and parentheses.
- Maximum size: 12MB per file.

i If any password protected documents are uploaded, your case may be rejected, as we will not be able to view the evidence you submitted.

[Choose](#) or drop file here to upload

File name	Document	Action
2x2 Photo.jpeg	Two identical color passport-style photographs	Delete

[Back](#)

[Next](#)



U.S. Citizenship and Immigration Services

Government-Issued Identity Document

- I-485, Application to Register Permanent Residence or Adjust Status
- Getting Started
- Upload PDF
- Evidence**
- 2" x 2" Photo of you
- Government-Issued Identity Document**
- Birth Certificate
- Inspection and Admission / Parole Documentation
- I-797 Notice of Action
- Lawful Status
- I-485 Supplement J
- Statement of Intent to Work
- I-693 Medical/Vaccination Record
- Affidavit of Support
- Certified Police and Court Records
- Marriage Certificate or Other Proof
- Termination of Marriage
- Principal Applicant's Immigrant Category
- Principal Applicant's I-485 / Green Card
- Form I-485 Supplement A (if applicable)
- Form I-508 (if applicable)
- Form I-566 (if applicable)
- Form I-612 (if applicable)
- Additional Evidence
- Review & Submit

Government-Issued Identity Document with Photograph

Applicants should submit a photocopy of a government-issued identity document (for example, passport (even if expired), driver's license, or military identification document) that has their photograph.

File upload requirements

- Clear and readable.
- Accepted file formats: JPEG, JPG, PDF, PNG, TIF or TIFF
- No encrypted or password-protected files.
- If your documents are in a foreign language, upload a full English translation and the translator's certification with each original document.
- Upload no more than 5 documents at a time.
- Accepted file name characters: English letters, numbers, spaces, periods, hyphens, underscores, and parentheses.
- Maximum size: 12MB per file.

i If any password protected documents are uploaded, your case may be rejected, as we will not be able to view the evidence you submitted.

[Choose](#) or drop file here to upload

File name	Document	Action
Identity Docume...jpeg	Government-Issued Identity Document with Photograph	Delete

[Back](#)

[Next](#)



Birth Certificate

I-485, Application to Register Permanent Residence or Adjust Status

Getting Started ▾

Upload PDF ▾

Evidence ▲

2" x 2" Photo of you
Government-Issued Identity Document

Birth Certificate

Inspection and Admission / Parole Documentation

I-797 Notice of Action

Lawful Status

I-485 Supplement J

Statement of Intent to Work

I-693 Medical/Vaccination Record

Affidavit of Support

Certified Police and Court Records

Marriage Certificate or Other Proof

Termination of Marriage

Principal Applicant's Immigrant Category

Principal Applicant's I-485 / Green Card

Form I-485 Supplement A (if applicable)

Form I-508 (if applicable)

Form I-566 (if applicable)

Form I-612 (if applicable)

Additional Evidence

Review & Submit ▾

Birth Certificate

Unless otherwise specified, applicants must submit a photocopy of their birth certificate issued by the appropriate civil authority from their country of birth. USCIS will only accept a birth certificate which lists at least one parent.

See the U.S. Department of State Reciprocity Schedule to determine how to obtain a birth certificate from your country of birth on the website, <https://travel.state.gov/content/travel/en/us-visas/Visa-Reciprocity-and-Civil-Documents-by-Country.html/>.

See the **Additional Instructions** for more category-specific information.

File upload requirements

- Clear and readable.
- Accepted file formats: JPEG, JPG, PDF, PNG, TIF or TIFF
- No encrypted or password-protected files.
- If your documents are in a foreign language, upload a full English translation and the translator's certification with each original document.
- Upload no more than 5 documents at a time.
- Accepted file name characters: English letters, numbers, spaces, periods, hyphens, underscores, and parentheses.
- Maximum size: 12MB per file.

i If any password protected documents are uploaded, your case may be rejected, as we will not be able to view the evidence you submitted.

[Choose](#) or drop file here to upload

File name	Document	Action
Birth Certifica...jpeg	Birth Certificate	Delete

[Back](#)

[Next](#)





Inspection & Admission/ Parole Documentation

I-485, Application to Register Permanent Residence or Adjust Status

Getting Started ▾

Upload PDF ▾

Evidence ▲

2" x 2" Photo of you

Government-Issued Identity Document

Birth Certificate

Inspection and Admission / Parole Documentation

I-797 Notice of Action

Lawful Status

I-485 Supplement J

Statement of Intent to Work

I-693 Medical/Vaccination Record

Affidavit of Support

Certified Police and Court Records

Marriage Certificate or Other Proof

Termination of Marriage

Principal Applicant's Immigrant Category

Principal Applicant's I-485 / Green Card

Form I-485 Supplement A (if applicable)

Form I-508 (if applicable)

Form I-566 (if applicable)

Form I-612 (if applicable)

Additional Evidence

Review & Submit ▾

Evidence of Inspection and Admission or Inspection and Parole

The following types of applicants do NOT need to submit documentation of inspection and admission or inspection and parole:

- Registry applicants
- Asylees
- VAWA self-petitioners
- Special immigrant juveniles
- T nonimmigrants applying under INA section 245(l)
- U nonimmigrants applying under INA section 245(m)
- Individuals born under diplomatic status in the United States
- Individuals applying under INA section 245

All other applicants must provide evidence of inspection and admission or inspection and parole into the United States. This evidence also must be related to the most recent arrival into the United States. Such evidence includes, but is not limited to, copies of the following documents, if available:

- Passport page with admission or parole stamp (issued by a U.S. immigration officer);
- Passport page with nonimmigrant visa; and
- Form I-94, Arrival/Departure Record.

NOTE: If you were admitted to the United States by CBP at an airport or seaport after April 30, 2013, you may have been issued an electronic Form I-94 by CBP, instead of a paper Form I-94. You may visit the CBP website at <https://www.cbp.gov/i94> to obtain a paper version of an electronic Form I-94. If you cannot obtain your Form I-94 from the CBP website, you may obtain it by filing Form I-102, Application for Replacement/Initial Nonimmigrant Arrival/ Departure Record, with USCIS.

If you cannot produce this primary evidence, and DHS has no record of the admission or parole, USCIS will presume that you came into the United States without admission or parole.

You may, however, provide secondary evidence (such as records maintained in the ordinary course of business by any individual or organization other than DHS) to support your claim that you were admitted or paroled.

If no secondary evidence is available, you may submit separate written statements, signed under penalty of perjury under United States law, from yourself and from any other individuals who have personal knowledge of the circumstances of your claimed admission or parole. Any statement should explain in detail when and where you came into the United States; what travel documents you had, if any; whether you showed them to the immigration inspector; any questions the immigration inspector asked; and any other details about your claimed admission or parole.



I-797 Notice of Action

I-485, Application to Register Permanent Residence or Adjust Status

Getting Started

Upload PDF

Evidence

2" x 2" Photo of you

Government-Issued Identity Document

Birth Certificate

Inspection and Admission / Parole Documentation

I-797 Notice of Action

Lawful Status

I-485 Supplement J

Statement of Intent to Work

I-693 Medical/Vaccination Record

Affidavit of Support

Certified Police and Court Records

Marriage Certificate or Other Proof

Termination of Marriage

Principal Applicant's Immigrant Category

Principal Applicant's I-485 / Green Card

Form I-485 Supplement A (if applicable)

Form I-508 (if applicable)

Form I-566 (if applicable)

Form I-612 (if applicable)

Additional Evidence

Review & Submit

Documentation of Your Immigrant Category

Applicants must submit evidence showing that they are eligible for adjustment of status for the particular immigrant category selected.

Filing as a Beneficiary of an Immigrant Visa Petition

If you are filing as a beneficiary of an immigrant visa petition, you generally must submit a photocopy of Form I-797, Notice of Action, for your underlying visa petition (or the principal applicant's petition, if you are a derivative applicant), as appropriate. The underlying visa petition is the basis for the immigrant category upon which you are applying for adjustment of status.

If you are filing as a principal applicant and your immigrant category allows you to file Form I-485 before your visa petition is approved, you may submit your Form I-485 together with:

- Your immigrant visa petition; or
- A photocopy of the receipt notice (Form I-797), for your immigrant visa petition.

If you are filing as a derivative applicant based on the principal applicant's immigrant visa petition, you may submit your Form I-485 together with the principal applicant's Form I-485 or provide a photocopy of:

- The approval or receipt notice (Form I-797) for the principal applicant's pending or approved immigrant visa petition (if applicable); or
- The approval or receipt notice (Form I-797) the principal applicant received for Form I-485 (if applicable) or a copy of the principal applicant's Form I-551 (Green Card) (if applicable).

File upload requirements

- Clear and readable.
- Accepted file formats: JPEG, JPG, PDF, PNG, TIF or TIFF
- No encrypted or password-protected files.
- If your documents are in a foreign language, upload a full English translation and the translator's certification with each original document.
- Upload no more than 5 documents at a time.
- Accepted file name characters: English letters, numbers, spaces, periods, hyphens, underscores, and parentheses.
- Maximum size: 12MB per file.

If any password protected documents are uploaded, your case may be rejected, as we will not be able to view the evidence you submitted.

[Choose](#) or drop file here to upload

File name	Document	Action
Form I-797 .jpeg	I-797 Notice of Action	Delete

Back

Next





Lawful Status

I-485, Application to Register Permanent Residence or Adjust Status

Getting Started ▾

Upload PDF ▾

Evidence ▲

2" x 2" Photo of you

Government-Issued Identity Document

Birth Certificate

Inspection and Admission / Parole Documentation

I-797 Notice of Action

Lawful Status

I-485 Supplement J

Statement of Intent to Work

I-693 Medical/Vaccination Record

Affidavit of Support

Certified Police and Court Records

Marriage Certificate or Other Proof

Termination of Marriage

Principal Applicant's Immigrant Category

Principal Applicant's I-485 / Green Card

Form I-485 Supplement A (if applicable)

Form I-508 (if applicable)

Form I-566 (if applicable)

Form I-612 (if applicable)

Additional Evidence

Evidence of Continuously Maintaining a Lawful Status Since Arrival in the United States

Anyone applying under the following immigrant categories must submit evidence to show they have continuously maintained lawful immigration status while in the United States and are therefore not barred from adjustment by INA section 245(c)(2):

- Applicants applying under a family-based preference category or an employment-based preference category;
- Special immigrant religious workers;
- International broadcasters; and
- Selectees under the Diversity Visa program.

Acceptable evidence may include, but is not limited to, copies of the following documents:

- Form I-797, Notice of Action, for all extensions of stay and changes of nonimmigrant status;
- Form I-94, Arrival/Departure Record, including printouts of paperless I-94 admissions;
- Form I-20, Certificate of Eligibility for Nonimmigrant (F-1) Student Status – For Academic and Language Students, including all pages containing notations by authorized school officials;
- Form I-20, Certificate of Eligibility for Nonimmigrant (M-1) Student Status – For Vocational Students, including all pages containing notations by authorized school officials;
- Form DS-2019 (formerly IAP 66), Certificate of Eligibility for Exchange Visitor (J-1) Status, including all pages containing notations by authorized exchange visitor program officials; or
- Passport page with an admission or parole stamp (issued by a U.S. immigration officer).
- Include evidence for every time you entered the United States and for the time periods spent in the United States.

See the **Additional Instructions** for information on whether your specific immigrant category requires this evidence.

If you are applying as an employment-based first preference, second preference, or third preference applicant or as a fourth preference special immigrant religious worker or as a derivative family member and you believe you are exempt from the INA section 245(c)(2), (7), or (8) bars under INA section 245(k), you should submit evidence to prove you qualify for this exemption. For more information, see www.uscis.gov/green-card/green-card-adjustment-status.



I-485 Supplement J

I-485, Application to Register Permanent Residence or Adjust Status

Getting Started

Upload PDF

Evidence

2" x 2" Photo of you

Government-Issued Identity Document

Birth Certificate

Inspection and Admission / Parole Documentation

I-797 Notice of Action

Lawful Status

I-485 Supplement J

Statement of Intent to Work

I-693 Medical/Vaccination Record

Affidavit of Support

Certified Police and Court Records

Marriage Certificate or Other Proof

Termination of Marriage

Principal Applicant's Immigrant Category

Principal Applicant's I-485 / Green Card

Form I-485 Supplement A (if applicable)

Form I-508 (if applicable)

Form I-566 (if applicable)

Form I-612 (if applicable)

Additional Evidence

Review & Submit

Confirmation of Valid Job Offer or Request for Job Portability Under INA Section 204(j) (Supplement J)

If your Form I-485 is related to an Immigrant Petition for Alien Workers (Form I-140) filed in an employment-based immigrant visa category that requires a job offer, and you are filing Form I-485 as a principal applicant after approval of Form I-140 filed on your behalf by the petitioner, you must file Form I-485 Supplement J, Confirmation of Valid Job Offer or Request for Job Portability under INA Section 204(j), together with your Form I-485. For more information about this requirement, please read the Instructions to Supplement J. If you are filing Form I-485 together with a Form I-140 filed on your behalf, or while Form I-140 is still pending, you do not need to file Supplement J at this time. At any time during the adjudication process, USCIS may request that you file Supplement J.

NOTE: Individuals seeking or granted a National Interest Waiver of the job offer requirement and individuals seeking or granted classification as an alien of extraordinary ability under INA section 203(b)(1)(A) do not need to file Supplement J, because these employment-based immigrant visa categories are not tied to a specific job offer. If you filed or are concurrently filing Form I-140 as a self-petitioner, you must intend to work in the occupational field specified in the Form I-140. You must provide a signed statement confirming this intent, unless you are filing Form I-485 at the same time as your Form I-140 or while your Form I-140 is still pending.

File upload requirements

- Clear and readable.
- Accepted file formats: PDF
- No encrypted or password-protected files.
- If your documents are in a foreign language, upload a full English translation and the translator's certification with each original document.
- Upload no more than 5 documents at a time.
- Accepted file name characters: English letters, numbers, spaces, periods, hyphens, underscores, and parentheses.
- Maximum size: 12MB per file.

i If any password protected documents are uploaded, your case may be rejected, as we will not be able to view the evidence you submitted.

[Choose](#) or drop file here to upload

File name	Document	Action
I-485 Supp J.pdf	Confirmation of Valid Job Offer or Request for Job Portability Under INA Section 204(j) (Supplement J)	Delete

[Back](#)

[Next](#)



Statement of Intent to Work

I-485, Application to Register Permanent Residence or Adjust Status

Getting Started ▾

Upload PDF ▾

Evidence ▲

- 2" x 2" Photo of you
- Government-Issued Identity Document
- Birth Certificate
- Inspection and Admission / Parole Documentation
- I-797 Notice of Action
- Lawful Status
- I-485 Supplement J
- Statement of Intent to Work**
- I-693 Medical/Vaccination Record
- Affidavit of Support
- Certified Police and Court Records
- Marriage Certificate or Other Proof
- Termination of Marriage
- Principal Applicant's Immigrant Category
- Principal Applicant's I-485 / Green Card
- Form I-485 Supplement A (if applicable)
- Form I-508 (if applicable)
- Form I-566 (if applicable)
- Form I-612 (if applicable)
- Additional Evidence

Review & Submit ▾

Confirmation of intent to work in occupational field

Please provide a signed statement confirming that you have the intent to work in the occupational filed specified in your I-140 Form.

File upload requirements

- Clear and readable.
- Accepted file formats: JPEG, JPG, PDF, PNG, TIF or TIFF
- No encrypted or password-protected files.
- If your documents are in a foreign language, upload a full English translation and the translator's certification with each original document.
- Upload no more than 5 documents at a time.
- Accepted file name characters: English letters, numbers, spaces, periods, hyphens, underscores, and parentheses.
- Maximum size: 12MB per file.

i If any password protected documents are uploaded, your case may be rejected, as we will not be able to view the evidence you submitted.

[Choose](#) or drop file here to upload

File name	Document	Action
Statement of In....pdf	Statement of Intent to Work	Delete

[Back](#)

[Next](#)



U.S. Citizenship and Immigration Services



I-693 Medical/Vaccination Record

I-485, Application to Register Permanent Residence or Adjust Status

Getting Started

Upload PDF

Evidence

2" x 2" Photo of you

Government-Issued Identity Document

Birth Certificate

Inspection and Admission / Parole Documentation

I-797 Notice of Action

Lawful Status

I-485 Supplement J

Statement of Intent to Work

I-693 Medical/Vaccination Record

Affidavit of Support

Certified Police and Court Records

Marriage Certificate or Other Proof

Termination of Marriage

Principal Applicant's Immigrant Category

Principal Applicant's I-485 / Green Card

Form I-485 Supplement A (if applicable)

Form I-508 (if applicable)

Form I-566 (if applicable)

Form I-612 (if applicable)

Additional Evidence

Review & Submit

Report of Immigration Medical Examination and Vaccination Record (Form I-693)

Applicants for adjustment of status are generally required to complete an immigration medical examination and submit a properly completed Form I-693 signed by a civil surgeon to show that they are free from health conditions that would render them inadmissible under the health-related grounds. If you are required to submit a Form I-693, or a partial Form I-693 (such as the Vaccination Record), you must submit it with your Form I-485. Otherwise, your Form I-485 may be rejected. For more information about Form I-693 requirements, visit <http://www.uscis.gov/i-693>.

File upload requirements

- Clear and readable.
- Accepted file formats: PDF
- No encrypted or password-protected files.
- If your documents are in a foreign language, upload a full English translation and the translator's certification with each original document.
- Upload no more than 5 documents at a time.
- Accepted file name characters: English letters, numbers, spaces, periods, hyphens, underscores, and parentheses.
- Maximum size: 12MB per file.

i If any password protected documents are uploaded, your case may be rejected, as we will not be able to view the evidence you submitted.

[Choose](#) or drop file here to upload

File name	Document	Action
Form I-693.pdf	Temporary Labor Certification	Delete

Back

Next



Affidavit of Support

I-485, Application to Register Permanent Residence or Adjust Status

Getting Started

Upload PDF

Evidence

2" x 2" Photo of you

Government-Issued Identity Document

Birth Certificate

Inspection and Admission / Parole Documentation

I-797 Notice of Action

Lawful Status

I-485 Supplement J

Statement of Intent to Work

I-693 Medical/Vaccination Record

Affidavit of Support

Certified Police and Court Records

Marriage Certificate or Other Proof

Termination of Marriage

Principal Applicant's Immigrant Category

Principal Applicant's I-485 / Green Card

Form I-485 Supplement A (if applicable)

Form I-508 (if applicable)

Form I-566 (if applicable)

Form I-612 (if applicable)

Additional Evidence

Review & Submit

Affidavit of Support Under Section 213A of the INA

The Affidavit of Support Under Section 213A of the INA is required for most family-based intending immigrants and some employment-based intending immigrants to show that they have adequate means of financial support and are not likely to become a public charge. See the [Instructions for Form I-864](#), Affidavit of Support Under Section 213A of the INA, for information on submitting Form I-864. In certain circumstances, applicants may submit Form I-864EZ, Affidavit of Support Under Section 213A of the INA, an abbreviated version of Form I-864, instead of Form I-864. See the [Instructions for Form I-864EZ](#) for more information.

Certain intending immigrants are required to affirmatively request an exemption from submitting the Affidavit of Support.

Failure to submit an Affidavit of Support Under Section 213A of the INA (Form I-864 or I-864EZ), when required, will result in a denial of your Form I-485.

File upload requirements

- Clear and readable.
- Accepted file formats: PDF
- No encrypted or password-protected files.
- If your documents are in a foreign language, upload a full English translation and the translator's certification with each original document.
- Upload no more than 5 documents at a time.
- Accepted file name characters: English letters, numbers, spaces, periods, hyphens, underscores, and parentheses.
- Maximum size: 12MB per file.

i If any password protected documents are uploaded, your case may be rejected, as we will not be able to view the evidence you submitted.

[Choose](#) or drop file here to upload

File name	Document	Action
Form I-864.pdf	Affidavit of Support	Delete

Back

Next



Certified Police and Court Records

I-485, Application to Register Permanent Residence or Adjust Status

Getting Started ▾

Upload PDF ▾

Evidence ▲

- 2" x 2" Photo of you
- Government-Issued Identity Document
- Birth Certificate
- Inspection and Admission / Parole Documentation
- I-797 Notice of Action
- Lawful Status
- I-485 Supplement J
- Statement of Intent to Work
- I-693 Medical/Vaccination Record
- Affidavit of Support

Certified Police and Court Records

- Marriage Certificate or Other Proof
- Termination of Marriage
- Principal Applicant's Immigrant Category
- Principal Applicant's I-485 / Green Card
- Form I-485 Supplement A (if applicable)
- Form I-508 (if applicable)
- Form I-566 (if applicable)
- Form I-612 (if applicable)

Additional Evidence

Review & Submit ▾

Certified Police and Court Records of Criminal Charges, Arrests, or Convictions

You must submit certified police and court records for any criminal charges, arrests, or convictions you may have.

- If you were **EVER** arrested or detained by a law enforcement officer for any reason anywhere in the world, including the United States, and no criminal charges were filed, you must submit:
 - An original or certified copy of the complete arrest report; and
 - Either an official statement by the arresting or detaining agency or prosecutor's office **OR** an applicable court order that indicates the final disposition of your arrest or detention;
- If you were **EVER** charged for any reason (even if you were not arrested) anywhere in the world, including the United States, you must submit:
 - An original or certified copy of the complete arrest report; and
 - Certified copies of **BOTH** the indictment, information, or other formal charging document **AND** the final disposition of each charge (for example, a dismissal order or acquittal order);
- If you were **EVER** convicted or placed in an alternative sentencing or rehabilitative program (such as probation, drug treatment, deferred adjudication, or community service program) anywhere in the world, including the United States, you must submit:
 - An original or certified copy of the complete arrest report;
 - Certified copies of the following: the indictment, information, or other formal charging document; any plea agreement, whether in the form of a court filing or recording in a hearing transcript; and the final disposition for each incident (for example, conviction record, deferred adjudication order, probation order); and
 - Either an original or certified copy of your probation or parole record showing that you completed the mandated sentence, conditions set for the deferred adjudication, or rehabilitative program **OR** documentation showing that you completed the alternative sentencing or rehabilitative program; or
- If you **EVER** had any arrest or conviction vacated, set aside, sealed, expunged, or otherwise removed from your record anywhere in the world, you must submit:
 - An original or certified copy of the complete arrest report; the indictment, information, or other formal charging document; any plea agreement, whether in the form of a court filing or recording in a hearing transcript; and the final disposition for each incident (for example, conviction record, deferred adjudication order, probation order); and
 - A certified copy of the court order vacating, setting aside, sealing, expunging, or otherwise removing the arrest or conviction.

You must disclose all arrests and charges, even if the arrest occurred when you were a minor. An adjudication of juvenile delinquency is not a "conviction" under U.S. immigration law, but a juvenile can be charged as an adult for an offense committed while a juvenile. If you were convicted as an adult, there is a conviction, regardless of whether you were tried before a criminal court or a juvenile court. An adjudication of juvenile delinquency could also be relevant to the exercise of discretion. If you claim that an arrest resulted in adjudication of delinquency, and not in a conviction, you must submit a copy of the court document that establishes this fact.



Marriage Certificate or Other Proof

I-485, Application to Register Permanent Residence or Adjust Status

Getting Started ▾

Upload PDF ▾

Evidence ▴

- 2" x 2" Photo of you
- Government-Issued Identity Document
- Birth Certificate
- Inspection and Admission / Parole Documentation
- I-797 Notice of Action
- Lawful Status
- I-485 Supplement J
- Statement of Intent to Work
- I-693 Medical/Vaccination Record
- Affidavit of Support
- Certified Police and Court Records

Marriage Certificate or Other Proof

- Termination of Marriage
- Principal Applicant's Immigrant Category
- Principal Applicant's I-485 / Green Card Form I-485 Supplement A (if applicable)
- Form I-508 (if applicable)
- Form I-566 (if applicable)
- Form I-612 (if applicable)
- Additional Evidence

Review & Submit ▾

Marriage Certificate and Other Proof of Family Relationship

A copy of your marriage certificate to the principal applicant or proof of relationship as a child to the principal applicant. If you are a spouse of the principal applicant and your marriage certificate is unavailable or does not exist, submit evidence demonstrating its unavailability/nonexistence and other acceptable evidence of marriage (such as church records).

File upload requirements

- Clear and readable.
- Accepted file formats: PDF
- No encrypted or password-protected files.
- If your documents are in a foreign language, upload a full English translation and the translator's certification with each original document.
- Upload no more than 5 documents at a time.
- Accepted file name characters: English letters, numbers, spaces, periods, hyphens, underscores, and parentheses.
- Maximum size: 12MB per file.

i If any password protected documents are uploaded, your case may be rejected, as we will not be able to view the evidence you submitted.

[Choose](#) or drop file here to upload

File name	Document	Action
Marriage Certif....pdf	Marriage Certificate and Other Proof of Family Relationship	Delete

[Back](#)

[Next](#)



Termination of Marriage

I-485, Application to Register Permanent Residence or Adjust Status

Getting Started ▾

Upload PDF ▾

Evidence ▴

2" x 2" Photo of you

Government-Issued Identity Document

Birth Certificate

Inspection and Admission / Parole Documentation

I-797 Notice of Action

Lawful Status

I-485 Supplement J

Statement of Intent to Work

I-693 Medical/Vaccination Record

Affidavit of Support

Certified Police and Court Records

Marriage Certificate or Other Proof

Termination of Marriage

Principal Applicant's Immigrant Category

Principal Applicant's I-485 / Green Card

Form I-485 Supplement A (if applicable)

Form I-508 (if applicable)

Form I-566 (if applicable)

Form I-612 (if applicable)

Additional Evidence

Review & Submit ▾

Termination of Marriage


If either party to the marriage was previously married, you must also submit evidence to prove the legal termination of any prior marriages, typically a divorce decree/certificate or death certificate.

File upload requirements

- Clear and readable.
- Accepted file formats: JPEG, JPG, PDF, PNG, TIF or TIFF
- No encrypted or password-protected files.
- If your documents are in a foreign language, upload a full English translation and the translator's certification with each original document.
- Upload no more than 5 documents at a time.
- Accepted file name characters: English letters, numbers, spaces, periods, hyphens, underscores, and parentheses.
- Maximum size: 12MB per file.

i If any password protected documents are uploaded, your case may be rejected, as we will not be able to view the evidence you submitted.

[Choose](#) or drop file here to upload

File name	Document	Action
Divorce Decree.pdf	Termination of Marriage	 Delete

[Back](#)

[Next](#)





Principal Applicant's Immigrant Category



I-485, Application to Register Permanent Residence or Adjust Status

Getting Started

Upload PDF

Evidence

- 2" x 2" Photo of you
- Government-Issued Identity Document
- Birth Certificate
- Inspection and Admission / Parole Documentation
- I-797 Notice of Action
- Lawful Status
- I-485 Supplement J
- Statement of Intent to Work
- I-693 Medical/Vaccination Record
- Affidavit of Support
- Certified Police and Court Records
- Marriage Certificate or Other Proof
- Termination of Marriage

Principal Applicant's Immigrant Category

- Principal Applicant's I-485 / Green Card
- Form I-485 Supplement A (if applicable)
- Form I-508 (if applicable)
- Form I-566 (if applicable)
- Form I-612 (if applicable)
- Additional Evidence

Review & Submit

Principal Applicant's Immigrant Category

If you are filing as a derivative applicant based on the principal applicant's immigrant visa petition, you may provide a photocopy of:

- The approval or receipt notice (Form I-797) for the principal applicant's pending or approved immigrant visa petition (if applicable); or
- The approval or receipt notice (Form I-797) the principal applicant received for Form I-485 (if applicable) or a copy of the principal applicant's Form I-551 (Green Card) (if applicable).

File upload requirements

- Clear and readable.
- Accepted file formats: JPEG, JPG, PDF, PNG, TIF or TIFF
- No encrypted or password-protected files.
- If your documents are in a foreign language, upload a full English translation and the translator's certification with each original document.
- Upload no more than 5 documents at a time.
- Accepted file name characters: English letters, numbers, spaces, periods, hyphens, underscores, and parentheses.
- Maximum size: 12MB per file.

If any password protected documents are uploaded, your case may be rejected, as we will not be able to view the evidence you submitted.

[Choose](#) or drop file here to upload

File name	Document	Action
I-797.jpeg	Principal's Immigrant Category Proof	Delete

Back

Next



Principal Applicant's I-485 or Green Card

I-485, Application to Register Permanent Residence or Adjust Status

Getting Started ▾
Upload PDF ▾

Evidence ▴

- 2" x 2" Photo of you
- Government-Issued Identity Document
- Birth Certificate
- Inspection and Admission / Parole Documentation
- I-797 Notice of Action
- Lawful Status
- I-485 Supplement J
- Statement of Intent to Work
- I-693 Medical/Vaccination Record
- Affidavit of Support
- Certified Police and Court Records
- Marriage Certificate or Other Proof
- Termination of Marriage
- Principal Applicant's Immigrant Category
- Principal Applicant's I-485 / Green Card**
- Form I-485 Supplement A (if applicable)
- Form I-508 (if applicable)
- Form I-566 (if applicable)
- Form I-612 (if applicable)
- Additional Evidence

Review & Submit ▾

Principal Applicant's I-485 or Green Card

If you are filing as a derivative applicant based on the principal applicant's immigrant visa petition and you are submitting your Form I-485 separately from the principal applicant's Form I-485, you must provide the following:

- A copy of the Principal Applicant's Form I-485
- Or, the approval or receipt notice (Form I-797) the principal applicant received for Form I-485 (if applicable)
- Or, a copy of the principal applicant's Form I-551 (Green Card) (if applicable)

File upload requirements

- Clear and readable.
- Accepted file formats: JPEG, JPG, PDF, PNG, TIF or TIFF
- No encrypted or password-protected files.
- If your documents are in a foreign language, upload a full English translation and the translator's certification with each original document.
- Upload no more than 5 documents at a time.
- Accepted file name characters: English letters, numbers, spaces, periods, hyphens, underscores, and parentheses.
- Maximum size: 12MB per file.

i If any password protected documents are uploaded, your case may be rejected, as we will not be able to view the evidence you submitted.

[Choose](#) or drop file here to upload

File name	Document	Action
I-485 .jpeg	Principal Applicant's I-485 / Green Card	Delete

[Back](#)

[Next](#)



Form I-485 Supplement A (if applicable)

I-485, Application to Register Permanent Residence or Adjust Status

Getting Started

Upload PDF

Evidence

2" x 2" Photo of you

Government-Issued Identity Document

Birth Certificate

Inspection and Admission / Parole Documentation

I-797 Notice of Action

Lawful Status

I-485 Supplement J

Statement of Intent to Work

I-693 Medical/Vaccination Record

Affidavit of Support

Certified Police and Court Records

Marriage Certificate or Other Proof

Termination of Marriage

Principal Applicant's Immigrant Category

Principal Applicant's I-485 / Green Card

Form I-485 Supplement A (if applicable)

Form I-508 (if applicable)

Form I-566 (if applicable)

Form I-612 (if applicable)

Additional Evidence

Review & Submit

I-485 Supplement A

Provide the Supplement A to Form I-485, Adjust Status Under INA Section 245 (Supplement A), if you are applying to adjust status to that a lawful permanent resident under the Immigration and Nationality Act (INA) section 245.

File upload requirements

- Clear and readable.
- Accepted file formats: JPEG, JPG, PDF, PNG, TIF or TIFF
- No encrypted or password-protected files.
- If your documents are in a foreign language, upload a full English translation and the translator's certification with each original document.
- Upload no more than 5 documents at a time.
- Accepted file name characters: English letters, numbers, spaces, periods, hyphens, underscores, and parentheses.
- Maximum size: 12MB per file.

i If any password protected documents are uploaded, your case may be rejected, as we will not be able to view the evidence you submitted.

[Choose](#) or drop file here to upload

File name	Document	Action
i-485supa.pdf	Form I-485 Supplement A	Delete

Back Next



Evidence: Form I-566 (if applicable)

I-485, Application to Register Permanent Residence or Adjust Status

Getting Started

Upload PDF

Evidence

- 2" x 2" Photo of you
- Government-issued Identity Document
- Birth Certificate
- Inspection and Admission / Parole Documentation
- I-797 Notice of Action
- Lawful Status
- I-485 Supplement J
- Statement of Intent to Work
- I-693 Medical/Vaccination Record
- Affidavit of Support
- Certified Police and Court Records
- Marriage Certificate or Other Proof
- Termination of Marriage
- Principal Applicant's Immigrant Category
- Principal Applicant's I-485 / Green Card
- Form I-485 Supplement A (if applicable)
- Form I-508 (if applicable)
- Form I-566 (if applicable)**
- Form I-612 (if applicable)
- Additional Evidence

Review & Submit

Interagency Record of Request

Form I-566 allows certain persons to request employment authorization or change/adjustment of status.

Such benefits may be available to:

1. An eligible dependent of an A, G, or NATO nonimmigrant requesting employment authorization;
2. An A, G, or NATO nonimmigrant requesting a change to another nonimmigrant status;
3. A nonimmigrant in another status who has been offered a position that requires reclassification as an A, G, or NATO nonimmigrant, and any dependents in another nonimmigrant status; or
4. An A, G, or NATO nonimmigrant requesting adjustment to lawful permanent resident status.

File upload requirements

- Clear and readable.
- Accepted file formats: JPEG, JPG, PDF, PNG, TIF or TIFF
- No encrypted or password-protected files.
- If your documents are in a foreign language, upload a full English translation and the translator's certification with each original document.
- Upload no more than 5 documents at a time.
- Accepted file name characters: English letters, numbers, spaces, periods, hyphens, underscores, and parentheses.
- Maximum size: 12MB per file.

i If any password protected documents are uploaded, your case may be rejected, as we will not be able to view the evidence you submitted.

[Choose](#) or drop file here to upload

File name	Document	Action
I-566.pdf	Form I-566 (if applicable)	Delete

[Back](#) [Next](#)





Evidence: Form I-612 (if applicable)

I-485, Application to Register Permanent Residence or Adjust Status

Getting Started ▾

Upload PDF ▾

Evidence ▲

2" x 2" Photo of you

Government-Issued Identity Document

Birth Certificate

Inspection and Admission / Parole Documentation

I-797 Notice of Action

Lawful Status

I-485 Supplement J

Statement of Intent to Work

I-693 Medical/Vaccination Record

Affidavit of Support

Certified Police and Court Records

Marriage Certificate or Other Proof

Termination of Marriage

Principal Applicant's Immigrant Category

Principal Applicant's I-485 / Green Card

Form I-485 Supplement A (if applicable)

Form I-508 (if applicable)

Form I-566 (if applicable)

Form I-612 (if applicable)

Additional Evidence

Review & Submit ▾

Waiver of the Foreign Residence Requirement

The Immigration and Nationality Act (INA) section 212(e) requires certain J-1 and J-2 exchange visitors to return to their home country or country of last foreign residence for at least two years upon completion of their U.S. training and departure from the United States before they may apply for an immigrant visa, an adjustment of status, or a change of status (such as to the H or L nonimmigrant category). This application provides eligible J-1 and J-2 nonimmigrants the opportunity to apply for a waiver of this requirement. If you are an exchange visitor, you are subject to the two-year foreign residence requirement if:

1. Your participation in the exchange program was financed at any time in whole or in part, directly or indirectly, by an agency of the U.S. Government or by the government of your country of citizenship or nationality or last foreign residence;
2. Prior to being admitted as an exchange visitor, or acquiring such status after admission, your country of citizenship or nationality or last foreign residence was designated by the U.S. Secretary of State as clearly requiring your specialized knowledge or skill; or
3. You were admitted as an exchange visitor or acquired such status after admission on or after January 10, 1977, to participate in graduate medical education or training.

If you have any questions about whether you, your spouse, or your children are subject to the two-year foreign residence requirement, contact your responsible program officer or a U.S. Embassy or U.S. Consulate.

NOTE: If you are subject to the two-year foreign residence requirement, your dependents (J-2 spouse and unmarried minor children) are also subject to this requirement.

File upload requirements

- Clear and readable.
- Accepted file formats: JPEG, JPG, PDF, PNG, TIF or TIFF
- No encrypted or password-protected files.
- If your documents are in a foreign language, upload a full English translation and the translator's certification with each original document.
- Upload no more than 5 documents at a time.
- Accepted file name characters: English letters, numbers, spaces, periods, hyphens, underscores, and parentheses.
- Maximum size: 12MB per file.

Evidence: Additional Evidence

I-485, Application to Register Permanent Residence or Adjust Status

Getting Started

Upload PDF

Evidence

- 2" x 2" Photo of you
- Government-Issued Identity Document
- Birth Certificate
- Inspection and Admission / Parole Documentation
- I-797 Notice of Action
- Lawful Status
- I-485 Supplement J
- Statement of Intent to Work
- I-693 Medical/Vaccination Record
- Affidavit of Support
- Certified Police and Court Records
- Marriage Certificate or Other Proof
- Termination of Marriage
- Principal Applicant's Immigrant Category
- Principal Applicant's I-485 / Green Card
- Form I-485 Supplement A (if applicable)
- Form I-508 (if applicable)
- Form I-566 (if applicable)
- Form I-612 (if applicable)

Additional Evidence

Review & Submit

Additional Evidence

If you have any other documents to support your application, please upload them here.

File upload requirements

- Clear and readable.
- Accepted file formats: JPEG, JPG, PDF, PNG, TIF or TIFF
- No encrypted or password-protected files.
- If your documents are in a foreign language, upload a full English translation and the translator's certification with each original document.
- Upload no more than 5 documents at a time.
- Accepted file name characters: English letters, numbers, spaces, periods, hyphens, underscores, and parentheses.
- Maximum size: 12MB per file.

i If any password protected documents are uploaded, your case may be rejected, as we will not be able to view the evidence you submitted.

[Choose](#) or drop file here to upload

File name	Document	Action
Additional Evid....jpeg	Additional Evidence	Delete

[Back](#)

[Next](#)



Review & Submit

I-485, Application to Register Permanent Residence or Adjust Status

[Getting Started](#) ▾

[Upload PDF](#) ▾

[Evidence](#) ▾

[Review & Submit](#) ▴

Review your Application

Check your application before you submit

We will review your application to check for accuracy and completeness before you submit it.

We encourage you to provide as many responses as you can throughout the application to ensure that it is complete, true, and accurate.

You can return to this page to review your application as many times as you want before you submit it.

Alerts and warnings

A green alert means you have completed all required fields and response

✔ We found no alerts or warnings in your application

Your fee

ⓘ Your form filing fee is: \$1390.00

Refund Policy: USCIS does not refund fees, regardless of any action we take on your application, petition or request, or how long USCIS takes to reach a decision. By continuing this transaction, you acknowledge that you must submit fees in the exact amount and that you are paying the fees for a government service.

[Back](#)

[Next](#)



U.S. Citizenship and Immigration Services

Your Application Summary

I-485, Application to Register Permanent Residence or Adjust Status

- Getting Started
- Upload PDF
- Evidence
- Review & Submit**
 - Review your Application
 - Your Application Summary**
 - Your Signature

Review the I-485 form information

Here is a summary of all the information you provided in your application.

Make sure you have provided responses for everything that applies to you before you submit your application. You can edit your responses by going to each application section using the site navigation.

Print

Getting Started

Basis of eligibility

What is your eligibility category? OutstandingProfessor

Fee Waiver

Are you applying for a fee waiver? No

PDF

File Name I-140 Form.pdf

Document Type I-140

Evidence

Form ETA Appendix A

File Name Appendix A.pdf

Document Type Other

Form ETA-9141

File Name 9141.pdf

Document Type Other

Form ETA-750/750B

File Name ETA-750B.pdf

Document Type Other

Additional Evidence

File Name additional evid...jpg

Document Type Other

Back

Next




U.S. Citizenship and Immigration Services

Declaration And Certification



U.S. Citizenship
and Immigration
Services



U.S. Citizenship
and Immigration
Services


My Account ▾ Resources ▾ Sign Out

I-485, Application to Register Permanent Residence or Adjust Status

- Getting Started ▾
- Upload PDF ▾
- Evidence ▾
- Review & Submit** ▴
 - Review your Application
 - Your Application Summary
 - Your Signature**

Declaration And Certification

You must read and agree to the certification below. If you knowingly and willfully falsify or conceal a material fact or submit a false document with your application, we can deny your application and may deny any other immigration benefit. You may also face criminal prosecution and penalties provided by the law.



Copies of any documents I have submitted are exact photocopies of unaltered, original documents, and I understand that USCIS may require that I submit original documents to USCIS at a later date. Furthermore, I authorize the release of any information from any and all of my records that USCIS may need to determine my eligibility for the immigration benefit that I seek.

I furthermore authorize release of information contained in this application, in supporting documents, and in my USCIS records, to other entities and persons where necessary for the administration and enforcement of U.S. immigration law.

I understand that USCIS may require me to appear for an appointment to take my biometrics (fingerprints, photograph, and/or signature) and, at that time, if I am required to provide biometrics, I will be required to sign an oath reaffirming that: 1. I reviewed and understood all of the information contained in, and submitted with, my application; and 2. All of this

Signature Detected



U.S. Citizenship
and Immigration
Services



U.S. Citizenship
and Immigration
Services

My Account ▾

Resources ▾

Sign Out

I-485, Application to
Register Permanent
Residence or Adjust
Status

Getting Started ▾

Upload PDF ▾

Evidence ▾

Review & Submit ▲

Review your Application

Your Application Summary

Your Signature

Pay & Submit

Declaration And Certification

You must read and agree to the certification below. If you knowingly and willfully falsify or conceal a material fact or submit a false document with your application, we can deny your application and may deny any other immigration benefit. You may also face criminal prosecution and penalties provided by the law.



Copies of any documents I have submitted are exact photocopies of unaltered, original documents, and I understand that USCIS may require that I submit original documents to USCIS at a later date. Furthermore, I authorize the release of any information from any and all of my records that USCIS may need to determine my eligibility for the immigration benefit that I seek.

I furthermore authorize release of information contained in this application, in supporting documents, and in my USCIS records, to other entities and persons where necessary for the administration and enforcement of U.S. immigration law.

Signature Not Detected



U.S. Citizenship
and Immigration
Services



My Account ▾ Resources ▾ Sign Out

I-485, Application to
Register Permanent
Residence or Adjust
Status

Getting Started ▾

Upload PDF ▾

Evidence ▾

Review & Submit ▾

Review your Application

Your Application Summary

Your Signature

Declaration And Certification

You must read and agree to the certification below. If you knowingly and willfully falsify or conceal a material fact or submit a false document with your application, we can deny your application and may deny any other immigration benefit. You may also face criminal prosecution and penalties provided by the law.



Copies of any documents I have submitted are exact photocopies of unaltered, original documents, and I understand that USCIS may require that I submit original documents to USCIS at a later date. Furthermore, I authorize the release of any information from any and all of my records that USCIS may need to determine my eligibility for the immigration benefit that I seek.

I furthermore authorize release of information contained in this application, in supporting documents, and in my USCIS records, to other entities and persons where necessary for the administration and enforcement of U.S. immigration law.

I understand that USCIS may require me to appear for an appointment to take my biometrics (fingerprints, photograph, and/or signature) and, at that time, if I am required to provide biometrics, I will be required to sign an oath reaffirming that:
1. I reviewed and understood all of the information contained in, and submitted with, my application; and 2. All of this information was complete, true, and correct at the time of filing.

I certify, under penalty of perjury, that all of the information in my application and any document submitted with it were provided or authorized by me, that I reviewed and understand all of the information contained in, and submitted with, my application and that all of this information is complete, true, and correct.

I have read and agree to the Declaration and Certification

You Must Sign Your Form

You must provide your electronic signature below by typing your full legal

Pay and Submit

I-485, Application to Register Permanent Residence or Adjust Status

[Getting Started](#) ▼

[Upload PDF](#) ▼

[Evidence](#) ▼

[Review & Submit](#) ▲

[Review your Application](#)

[Your Application Summary](#)

[Your Signature](#)

[Pay & Submit](#)

Authorize Payment and submit your application

The final step to submit your Form I-Application to Register Permanent Residence or Adjust Status^{ERS}, is to authorize the payment for the required fee,

Your application fee, \$1390.00

Refund Policy: By continuing this transaction, you agree that you are authorizing payment for a government service and that the filing fee, biometric services fee, and all related financial transactions are final and not refundable, regardless of any action USCIS takes on an application, petition or request, or how long USCIS takes to issue a decision. You must authorize the payment of all fees in the exact amounts.



We will redirect you to Pay.gov - our safe, secure payment website — to authorize the payment of your fees and submit your application online.

Here are the steps in the payment authorization and submission process:

1. Provide your billing information on Pay.gov
2. Provide your credit card or U.S. bank account information
3. Submit your payment

When you have authorized the payment of your fee, your application will be submitted.

Pay.gov will redirect you to your submission confirmation screen. You can track the status of your of your application through your USCIS online account.

If your application is rejected you will not be charged.

[Pay and submit](#)



U.S. Citizenship and Immigration Services

Payment

USCIS Test Transaction



Please provide the payment information below. Required fields are marked with an *

Agency Tracking ID

4V3MWTGWFP73PZ

Payment Amount \$1390.00

* Cardholder Name

Test User

* Cardholder Billing Address

10 Main St

Billing Address 2

City

Fulton

* Country

United States

State/Province

Kentucky

ZIP/Postal Code

42041

* Card Number

4111111111111111



* Expiration Date

01 2026

Security Code

123

[What's this?](#)



U.S. Citizenship
and Immigration
Services

Payment



U.S. Citizenship
and Immigration
Services

USCIS Test Transaction



U.S. Citizenship
and Immigration
Services

Please review the payment information. Required fields are marked with an *

Agency Tracking ID

4V3MWTGWFP73PZ

Payment Amount

\$1390.00

Payment Method

Plastic Card

Cardholder Name

(fake data)

Card Type

(fake data)

Card Number

(fake data)

Cardholder Billing Address

(fake data)

Billing Address 2

(fake data)

City

(fake data)

Country

United States

State/Province

(fake data)

ZIP/Postal Code

(fake data)

Successfully Submitted I-485 PDF Form



U.S. Citizenship
and Immigration
Services



U.S. Citizenship
and Immigration
Services

[My Account](#) ▼

[Resources](#) ▼

[Sign Out](#)

You successfully submitted your I-485 PDF Form

The acceptance of your case may take up to 30 days.

We will contact you if we have any questions or need additional information. You can track the status of your application through your USCIS online account.

[Go to my cases](#)

[Topics](#)

[Citizenship](#)

[Schedule an Appointment](#)

[Find a Doctor](#)

[Find a Class](#)



U.S. Citizenship
and Immigration
Services



[Contact USCIS](#)



U.S. Citizenship
and Immigration
Services

Fee Waiver

Inability to Pay/Fee Waiver



U.S. Citizenship
and Immigration
Services



U.S. Citizenship
and Immigration
Services

My Account ▾ Resources ▾ Sign Out

I-485, Application to
Register Permanent
Residence or Adjust
Status

- Getting Started ^
- Eligibility Category
- Inability to Pay/Financial Hardship**
- Upload PDF ▾
- Evidence ▾
- Review & Submit ▾

Are you able to pay the filing fee? Yes No

⚠ Requesting a Fee Waiver

Complete the most current version of [Form I-912, Request for Fee Waiver](#), or write and sign a letter asking for a fee waiver and provide all the necessary information and supporting evidence to establish your eligibility. You must clearly demonstrate that you are unable to pay the filing fees.

Please follow all instructions, complete all necessary sections of Form I-912, or your letter, and submit proper documentation to avoid common rejection reasons. ([See Common reasons why we reject fee waiver requests](#)).

Eligibility for a Fee Waiver

You can request a fee waiver if:

- The form you are filing is eligible for a fee waiver and you meet any applicable conditions (see our [Additional Information on Filing a Fee Waiver](#) page)
- You must provide documentation showing that you qualify based upon one of the following criteria:
 - You, your spouse, your child, your parent (if you are under 21 or disabled), or your sibling (if you and the sibling are under 21) living with you, are currently receiving a means-tested benefit.
 - Your household income is at or below 150% of the [Federal Poverty Guidelines](#) at the time you file.
 - You are currently experiencing extreme financial hardship, including hardship from unexpected medical bills or emergencies, that prevents you from paying the filing fee.

See the [USCIS Fee Waiver Policy](#) for information on what you can upload as supplemental evidence to support your fee waiver request.

Paperwork Reduction Act

USCIS may not conduct or sponsor an information collection, and you are not required to respond to a collection of information, unless it displays a currently valid Office of Management and Budget (OMB) control number. The public reporting burden for this collection of information is estimated at 1 hour per response, including the time for reviewing instructions, gathering the required documentation and information, completing the request, preparing statements, attaching necessary documentation, and submitting the request. Send comments regarding this burden estimate or any other aspect of this collection of information, including suggestions for reducing this burden, to: