

I-485 Supplement A, Supplement A to Form I-485, Adjustment of Status Under Section 245(i)

Standalone and Concurrently Filed with I-485

Last Updated

April 6, 2026

File a Form (if applicant is filing a standalone I-485A)

Last Updated

April 6, 2026



File a Form

Select the form you want to file online. For some forms you will have the option to either fill out your form online or upload a completed form. Once you start, we will automatically save your information for 30 days, or from the last time you worked on the form.

Fee waiver: If the form you want to file is eligible for a fee waiver, and you would like to request one, you must file by paper. You must file a paper version of both the Form I-912, Request for Fee Waiver and the form for the specific benefit you are requesting. You can review the fee waiver guidance at www.uscis.gov/feewaiver.

Select the form you want to file online

I-485 Supplement A, Supplement A to Form I-485, Adjustment of Status | X | v

Use Supplement A to Form I-485, Adjustment of Status Under INA Section 245(i) (Supplement A), only if you are applying to adjust status to that of a lawful permanent resident under the Immigration and Nationality Act (INA) section 245(i).

You may file Supplement A only if you are filing your Form I-485, Application to Register Permanent Residence or Adjust Status, at the same time or if you previously filed your Form I-485 and it remains pending.

Continue

[Return to top](#)

Topics

Contact Us

Citizenship

Schedule An Appointment

Find A Doctor

Find A Class



U.S. Citizenship and Immigration Services



[Contact USCIS](#)



USCIS.gov
An official website of the [U.S. Department of Homeland Security](#)

[About USCIS](#)

[Accessibility](#)

[Budget and Performance](#)

[DHS Components](#)

[Freedom of Information Act](#)

[No FEAR Act Data](#)

[Privacy and Legal Disclaimers](#)

[Site Map](#)

[Office of the Inspector General](#)

[The White House](#)

[USA.gov](#)

National Terrorism Advisory System

ACTIVE BULLETIN
READ MORE

Put this widget on your web page



I-485 Supplement A, Supplement A To Form I-485, Adjustment Of Status Under Section 245(i)

Use Supplement A to Form I-485, Adjustment of Status Under INA Section 245(i) (Supplement A), only if you are applying to adjust status to that of a lawful permanent resident under the Immigration and Nationality Act (INA) section 245(i). You may file Supplement A only if you are filing your Form I-485, Application to Register Permanent Residence or Adjust Status, at the same time or if you previously filed your Form I-485 and it remains pending.

If you are disqualified from adjusting status under INA section 245(a), you may be eligible to adjust status under INA section 245(i). For more information on who may be disqualified from adjusting under INA section 245(a), see the Bars to Adjustment and Grounds of Inadmissibility section.

You should use Supplement A if you seek to adjust status under INA section 245(i).

You cannot adjust status based on filing Supplement A alone. You must also file Form I-485 and be eligible for a visa under a family-based, employment-based, special immigrant, or Diversity Visa immigrant category. Supplement A and Form I-485 are used to determine whether you qualify for INA section 245(i) adjustment.

Select between the following filing options.



Fill Out Form Fields Online

Select this option if you want to fill out the fields of the I-485A form online directly. This option currently does not support fee waiver.




Upload a Filled Out PDF Form

Select this option if you want to upload and submit a filled out version of your form as a PDF document. You may apply for a fee waiver with this option by uploading a fee waiver request, which USCIS will review to verify whether you qualify for a fee waiver.

You can also mail a paper form by following the instructions on this [page](#).

[Return to top](#)

[Topics](#) [Contact Us](#) [Citizenship](#) [Schedule An Appointment](#) [Find A Doctor](#) [Find A Class](#)



[Contact USCIS](#)



Form I-485
(if applicant is filing I-485A
together with I-485, they can
choose to file concurrently within
the I-485 form)

Last Updated

April 6, 2026



I-485, Application To Register Permanent Residence Or Adjust Status

Getting Started

Basis of eligibility

Basis of eligibility page 1

Basis of eligibility page 2

Type of applicant

Preparer and interpreter information

Preparer information

Interpreter information

About You

Your Spouse

Your Children

Your Parents

Your Siblings

Moral Character

Public Charge

Evidence

Additional Information

Review and Submit

You must complete all fields with an asterisk (*) to submit this form.

Are you applying for adjustment based on INA section 245(i)?

You are generally ineligible for adjustment of status under INA section 245(a) if one or more adjustment bars in the INA apply to you. If you are applying for adjustment based on INA section 245(i) you **must** file Form I-485 Supplement A with Form I-485, Adjustment of Status Under Section 245(i).

Exception Under INA section 245(i): You may be able to adjust status under INA section 245(i) even if you are present in the United States without inspection and admission or parole, or are subject to one or more adjustment bars at INA section 245(c).

Yes

No

Would you like to file Form I-485A concurrently with this form?

If you select yes, you will be asked to complete the Form I-485A after you sign your Form I-485. You will then be able to pay for and submit both forms at the same time.

Note: To concurrently file Form I-485A with Form I-485 online, you must be filing as an **immediate relative of a U.S. citizen, other relative of a U.S. citizen, or relative of a lawful permanent resident.** If you are filing under any other category, you cannot file concurrently online at this time.

Yes

No

Are you 21 years of age or older and applying for adjustment based on classification as a child, under the provisions of the Child Status Protection Act (CSPA)?

You may still be considered a child for immigration purposes even after turning 21 years of age if you qualify under the provisions of the Child Status Protection Act (CSPA) or other applicable provisions. [Learn more about the CSPA.](#)

Yes

No

I am requesting an exemption from submitting an Affidavit of Support Under Section 213A of the INA (Form I-864 or Form I-864EZ) because:

Back

Next

[Return to top](#)

Topics

Contact Us

Citizenship

Schedule An Appointment

Find A Doctor

Find A Class



[Contact USCIS](#)



USCIS.Gov

An Official Website Of The U.S. Department Of Homeland Security

[About USCIS](#)

[Accessibility](#)

[Budget and Performance](#)

[DHS Components](#)

[Freedom of Information Act](#)

[No FEAR Act Data](#)

[Privacy and Legal Disclaimers](#)

[Site Map](#)

[Office of the Inspector General](#)

[The White House](#)

[USA.gov](#)





I-485, Application To Register Permanent Residence Or Adjust Status

Getting Started

About You

Moral Character

Your Spouse

Your Children

Your Parents

Your Siblings

Evidence

Additional Information

Review And Submit

Review your application

Your application summary

Preparer certification

Preparer signature

Interpreter certification

Interpreter signature

Your certification and signature

Pay and submit

Finish and continue to Form I-485A

You must complete all fields with an asterisk (*) to submit this form.

Finish the I-485 and continue to the I-485A

By finishing this form, your Form I-485 will be locked and no further changes can be made. Please make sure that the information on your Form I-485 is complete and accurate before continuing.

To concurrently file Form I-485A with Form I-485 online, you must be filing as an **immediate relative of a U.S. citizen, other relative of a U.S. citizen, or relative of a lawful permanent resident**. If you need to make any edits after you have started Form I-485A, you will need to **delete both forms** and start a new draft.

Next, you will continue to Form I-485A. Once you complete Form I-485A, you can pay for and submit both forms at the same time.

Back

Finish and continue

[Return to top](#)

[Topics](#) [Contact Us](#) [Citizenship](#) [Schedule An Appointment](#) [Find A Doctor](#) [Find A Class](#)



[Contact USCIS](#)



[About USCIS](#)

[Accessibility](#)

[Budget and Performance](#)

[DHS Components](#)

[Freedom of Information Act](#)

[No FEAR Act Data](#)

[Privacy and Legal Disclaimers](#)

[Site Map](#)

[Office of the Inspector General](#)

[The White House](#)

[USA.gov](#)

National Terrorism Advisory System

ACTIVE BULLETIN
READ MORE

Put this widget on your web page

Overview Pages

Last Updated

April 6, 2026



I-485 Supplement A, Supplement A To Form I-485, Adjustment Of Status Under Section 245(i)

Use Supplement A to Form I-485, Adjustment of Status Under INA Section 245(i) (Supplement A), only if you are applying to adjust status to that of a lawful permanent resident under the Immigration and Nationality Act (INA section 245(i)). You may file Supplement A only if you are filing your Form I-485, Application to Register Permanent Residence or Adjust Status, at the same time or if you previously filed your Form I-485 and it remains pending.

If you are disqualified from adjusting status under INA section 245(a), you may be eligible to adjust status under INA section 245(i). For more information on who may be disqualified from adjusting under INA section 245(a), see the Bars to Adjustment and Grounds of Inadmissibility section.

You should use Supplement A if you seek to adjust status under INA section 245(i).

You cannot adjust status based on filing Supplement A alone. You must also file Form I-485 and be eligible for a visa under a family-based, employment-based, special immigrant, or Diversity Visa immigrant category. Supplement A and Form I-485 are used to determine whether you qualify for INA section 245(i) adjustment.

1 Before You Start Your Application

Eligibility

Use Supplement A if you are applying to adjust status under INA section 245(i). You may file Supplement A when:

- You are filing your Form I-485 at the same time; or
- You previously filed your Form I-485 and it remains pending.

You may file Supplement A only if:

- ONE of the following applies to you:**
 - You are or were the **principal beneficiary** of an immigrant petition or application for permanent labor certification properly filed on or before January 14, 1998, which was approvable when filed;
 - You are or were the **principal beneficiary** of an immigrant petition or application for permanent labor certification properly filed on or after January 15, 1998, but on or before April 30, 2001, which was approvable when filed **and** you were physically present in the United States on December 21, 2000;
 - You are or were the **derivative beneficiary** of an immigrant petition properly or application for permanent labor certification filed on or before January 14, 1998, which was approvable when filed;
 - You are or were the **derivative beneficiary** of an immigrant petition or application for permanent labor certification properly filed on or after January 15, 1998, but on or before April 30, 2001, which was approvable when filed **and** the principal beneficiary was physically present in the United States on December 21, 2000; or
 - You are currently **the spouse or child (unmarried and under 21 years of age)** eligible to accompany or follow-to-join your spouse or parent who is a principal or derivative beneficiary.

An **immigrant petition** is considered **properly filed** if the:

- Petitioner properly signed the petition;
- Petitioner submitted the correct filing fee; and
- Petition was physically received at a designated USCIS office (then known as the Immigration and Naturalization Service (INS)) on or before April 30, 2001 or was mailed with a postmark on or before April 30, 2001 (regardless of when INS received it).

A **permanent labor certification application** is considered **properly filed** if the U.S. Department of Labor (or a designated state workforce agency) accepted the application on or before April 30, 2001, under applicable Federal regulations at the time.

AND

- ALL of the following apply to you:**
 - You are physically present in the United States;
 - You are eligible to receive an immigrant visa because you are the current beneficiary of an immigrant petition or you were selected for a Diversity Visa for the current fiscal year (or because you are the spouse or child (unmarried and under 21 years of age) eligible to accompany or follow-to-join your spouse or parent who is a principal or derivative beneficiary);
 - An immigrant visa is immediately available to you at the time you file your application;
 - You are admissible to the United States for lawful permanent residence or eligible for a waiver of inadmissibility or other form of relief; and
 - You are paying the required filing fee as described in Form G-1055, available at the [G-1055 Fee Schedule Page](#).

Note: Visit the [Visa Availability and Priority Dates page](#) to determine whether an immigrant visa is immediately available.

Current Family Member of Principal Applicant

If you qualify to file under INA section 245(i) because you are the current spouse or child (unmarried and under 21 years of age) who is eligible to accompany or follow-to-join a principal applicant for adjustment of status under INA section 245(i), you must file Form I-485:

- At the same time as the principal applicant files Form I-485;
- After the principal applicant filed a Form I-485 that remains pending a final decision by U.S. Citizenship and Immigration Services (USCIS); or
- After the principal applicant was granted lawful permanent residence under INA section 245(i) (as long as the principal applicant is still currently a lawful permanent resident) and at the time of that approval, you were the principal applicant's spouse or child.

Bars to Adjustment and Grounds of Inadmissibility

Bars to Adjustment

In general, you are not eligible for adjustment of status based on INA section 245(a) if any of the adjustment bars apply to you. See INA section 245(a) and (c) for more information on these adjustment bars, including whether an exemption might apply to you.

If one or more of the below adjustment bars applies to you and you are not exempt under INA sections 245(a), (c), or (k), you must qualify under INA section 245(i) to adjust.

- You last entered the United States without being admitted or paroled after inspection by an immigration officer;
- You last entered the United States as a nonimmigrant crewman;
- You are now employed or have ever been employed in the United States without authorization;
- You are not in lawful immigration status on the date of filing your application for adjustment of status;
- You have at any time failed to continuously maintain a lawful status since entry into the United States, unless your failure to maintain status was through no fault of your own or for technical reasons;
- You were last admitted to the United States in transit without a visa;
- You were last admitted to the United States as a nonimmigrant visitor without a visa, under the Guam and Commonwealth of the Northern Mariana Islands Visa Waiver Program, and you are not a Canadian citizen;
- You were last admitted to the United States as a nonimmigrant visitor without a visa [under the Visa Waiver Program](#);
- You are seeking employment-based adjustment of status, and you are not maintaining a lawful nonimmigrant status on the date of filing your application for adjustment of status; or
- You have ever violated the terms of your nonimmigrant status.

Note: If the bars do not apply to you or you are exempt, then you do not need to adjust under INA section 245(i) and you should not file Supplement A.

Grounds of Inadmissibility

If you are inadmissible to the United States, you may not adjust to lawful permanent resident status. You can find more information at our [the grounds of inadmissibility page](#) listed in INA section 212(a).

Qualifying Immigrant Petitions Under INA Section 245(i)

You may use one of these petitions or applications to qualify under INA section 245(i), if it was **properly filed** and **approvable when filed** on or before April 30, 2001:

- Form I-130, Petition for Alien Relative;
- Form I-140, Immigrant Petition for Alien Worker;
- Form I-360, Petition for Amerasian, Widow(er), or Special Immigrant (including VAWA self-petitioners);
- Form I-526, Immigrant Petition by Alien Investor; or
- Form ETA-750, Application for Alien Employment Certification, Parts A and B.

If you are using an immigrant petition to show that you qualify for adjustment under INA section 245(i), provide the receipt number of the petition in the Getting Started section (if available). If you are using a permanent labor certification application to qualify, you do not need to complete that question in the Getting Started section.

Note: If you use one of the petitions listed in this section to qualify to apply under INA section 245(i), you may be able to use the same petition to establish eligibility for an immigrant visa, or you may establish eligibility for an immigrant visa based on another petition or on being selected for a Diversity Visa for the current fiscal year.

Immigration court proceedings

If you are in proceedings in Immigration Court (that is, if you have been served with Form I-221, Order to Show Cause and Notice of Hearing; Form I-122, Notice to Applicant for Admission Detained for Hearing Before an Immigration Judge; Form I-862, Notice to Appear; or Form I-863, Notice of Referral to Immigration Judge, that DHS filed with the Immigration Court), you should file this supplement with the appropriate Immigration Court. The DHS attorney will provide you with pre-order filing instructions regarding background and security investigations. You must also submit a copy to USCIS. Please see the [Immigration Benefits in FOIR Removal Proceedings](#) webpage or visit the [USCIS Contact Center's website](#) for the most current information about where to file the copy of the application that you file with the Immigration Court.

Penalties

If you knowingly and willfully falsify or conceal a material fact or submit a false document with your Supplement A, we will deny your Supplement A and may deny any other immigration benefit. In addition, you will face severe penalties provided by law and may be subject to criminal prosecution.

Fee

We will automatically calculate the cost for you before you submit your application. [For specific information about fees applicable to this form, see Form G-1055.](#)

Fee Waiver: If you are requesting a fee waiver, you cannot file online. You must file a paper version of both the Form I-912, Request for Fee Waiver and the form for the specific benefit you are requesting. You can review the fee waiver guidance at [www.uscis.gov/feewaiver](#).

Refund policy: USCIS does not refund fees, regardless of any action we take on your application, petition or request, or how long USCIS takes to reach a decision. By continuing this transaction, you acknowledge that you must submit fees in the exact amount and that you are paying the fees for a government service. Please refer to the instructions for the form(s) you are filing for additional information or you may call the USCIS Contact Center at 800-375-5283. For TTY (deaf or hard of hearing) 800-767-1833.

Documents you may need

We will automatically determine which documents you should provide us as you fill out your application. At the time of filing, you must submit all evidence and supporting documentation listed.

Biometric services appointment

USCIS may require you to appear for an interview or provide biometrics (fingerprints, photograph, and/or signature) at any time to verify your identity, obtain additional information, and conduct background and security checks, including a check of criminal history records maintained by the Federal Bureau of Investigation (FBI), before making a decision on your application or petition. If we determine that a biometric services appointment is necessary, we will send you an appointment notice with the date, time, and location of your appointment. If you are currently overseas, your notice will instruct you to contact a U.S. Embassy, U.S. Consulate, or USCIS office outside the United States to schedule an appointment.

At your biometrics appointment, you must sign an oath reaffirming that:

- You provided or authorized all information in the supplement;
- You reviewed and understood all of the information contained in, and submitted with, your supplement; and

- All of this information was complete, true, and correct at the time of filing.

If you do not attend your biometric services appointment, we may deny your supplement. For applicants and dependents who appear before an immigration judge, failure to attend a biometric services appointment, without good cause, may result in the immigration judge finding that your application was abandoned, and USCIS may also deny any other application you filed with USCIS.

Disability accommodations

To request a disability accommodation/modification, follow the instructions on your appointment notice or on the [Disability Accommodations for the Public page](#).

Translations

If you submit a document with information in a foreign language, you must also submit a full English translation. The translator must sign a certification that the English language translation is complete and accurate, and that they are competent to translate from the foreign language into English. The certification must also include their signature, printed name, the signature date, and their contact information.

USCIS Contact Center

For additional information on the supplement and instructions about where to file, change of address, and other questions, visit the [USCIS Contact Center page](#) or call at 800-375-5283 (TTY 800-767-1833). The USCIS Contact Center provides information in English and Spanish.

Address change

You must notify USCIS any time you change your mailing address or your physical address. You must notify us no later than 10 days after making such change. For information on changing your address, [visit our change of address page](#), or call the USCIS Contact Center.

If you are already in proceedings in Immigration Court, you must also notify the Immigration Court on Form EOIR-33/IC, Change of Address/Contact Information Form, of any changes of address within five days of the change in address. The Form EOIR-33/IC is [available on the EOIR website](#) or can be filed online at [EOIR's Respondent Access](#).

Note: Do not submit a change of address request to the USCIS Lockbox.

2 After You Submit Your Application

Track your case online

After you submit your form, you can track its status through your USCIS account. Sign in to your account often to check your case status and read any important messages from USCIS.

Respond to requests for information

If we need more information from you, we will send you a Request for Evidence (RFE) or Request for Information (RFI). You can respond to our request and upload your documents through your USCIS account.


Requests for interview

We may request that you appear at a USCIS office for an interview based on your application. During your interview, USCIS may require you to provide your biometrics to verify your identity and/or update background and security checks.


[Next](#)

[Return to top](#)

[Topics](#) [Contact Us](#) [Citizenship](#) [Schedule An Appointment](#) [Find A Doctor](#) [Find A Class](#)



U.S. Citizenship and Immigration Services



[Contact USCIS](#)



USCIS.gov
An official website of the U.S. Department of Homeland Security

[About USCIS](#)

[Accessibility](#)

[Budget and Performance](#)

[DHS Components](#)

[Freedom of Information Act](#)

[No FEAR Act Data](#)


[Privacy and Legal Disclaimers](#)

[Site Map](#)

[Office of the Inspector General](#)

[The White House](#)

[USA.gov](#)



ACTIVE BULLETIN
READ MORE
[Put this widget on your web page](#)



3 Completing Your Form Online

Filing online

Submitting your form online is the same as mailing in a completed paper form. They both gather the same information.

Complete the Getting Started section first

You should answer all questions in the Getting Started section first so we can best customize the rest of your online form experience.

Provide as many responses as you can

You should provide as many responses as you can. Incomplete or missing information may slow down processing of your case after you submit the form.

We will automatically save your responses

We will automatically save your information when you select next to go to a new page or navigate to another section of the form. We will save your information for 30 days from today, or from the last time you worked on the form.

How to continue filling out your form

After you start your form, you can sign into your account to continue filling out your form.

Decision

The decision on Form I-485 involves a determination of whether you have established eligibility for the immigration benefit you are seeking. USCIS or the Immigration Court will notify you of the decision in writing.

DHS Privacy Notice

AUTHORITIES: The information requested on this application, and the associated evidence, is collected under the Immigration and Nationality Act sections 1103 and 1184, and Title 8 of the Code of Federal Regulations (CFR) parts 103, 214 and 248.

PURPOSE: The primary purpose for providing the requested information on this application is to apply for an extension of stay or a change from one nonimmigrant category to another nonimmigrant category. DHS will use the information you provide to grant or deny the immigration benefit you are seeking.

DISCLOSURE: The information you provide is voluntary. However, failure to provide the requested information, including your Social Security number (if applicable), and any requested evidence, may delay a final decision or result in denial of your application.

ROUTINE USES: DHS may, where allowable under relevant confidentiality provisions, share the information you provide on this application and any additional requested evidence with other Federal, state, local, and foreign government agencies and authorized organizations. DHS follows approved routine uses, as described in the associated published system of records notices [DHS/USCIS-001 – Alien File, Index, and National File Tracking System; DHS/USCIS-007 – Benefit Information System; DHS/USCIS-010 – Asylum Information and Pre-Screening; and DHS/USCIS-017 Refugee Case Processing and Security Screening Information System] and the published privacy impact assessments [DHS/USCIS/PIA-016(a) Computer Linked Application Information Management System and Associated Systems; DHS/USCIS/PIA-027 Asylum Division; DHS/USCIS/PIA-056 USCIS Electronic Immigration System; and DHS/USCIS/PIA-068 Refugee Case Processing and Security Vetting], which you can find at www.dhs.gov/privacy. DHS may also share this information as appropriate for law enforcement purposes or in the interest of national security.

Paperwork Reduction Act

USCIS may not conduct or sponsor an information collection, and you are not required to respond to a collection of information, unless it displays a currently valid Office of Management and Budget (OMB) control number. The public reporting burden for this collection of information is estimated at 0.81 hours per response, in addition to the burden for completing Form I-485, including the time for reviewing instructions, gathering the required documentation and information, completing the supplement, attaching necessary documentation, and submitting the supplement. Send comments regarding this burden estimate or any other aspect of this collection of information, including suggestions for reducing this burden, to:

U.S. Citizenship and Immigration Services
Office of Policy and Strategy, Regulatory Coordination Division
5900 Capital Gateway Drive, Mail Stop #2140
Camp Springs, MD 20588-0009

Do not mail your completed Supplement A to this address.

OMB No. 1615-0023
Expires: 10/31/2027

Security Reminder

If you do not work on your application for more than 30 days, we will delete your data in order to prevent storing personal information indefinitely.

Back

Start

[Return to top](#)

[Topics](#) [Contact Us](#) [Citizenship](#) [Schedule An Appointment](#) [Find A Doctor](#) [Find A Class](#)



[Contact USCIS](#)



Getting Started

Last Updated

April 6, 2026



I-485 Supplement A, Supplement A to Form I-485, Adjustment of Status Under Section 245(i)

Getting Started

Basis of eligibility

Qualifying petition or application

Bars to adjustment

Preparer and interpreter information

About You

Evidence

Additional Information

Review And Submit

You must complete all fields with an asterisk (*) to submit this form.

How are you eligible to adjust status under INA section 245(i)?*

- You are or were the **principal beneficiary** of an immigrant petition or application for permanent labor certification filed on or before January 14, 1998.
- You are or were the **principal beneficiary** of an immigrant petition or application for permanent labor certification filed on or after January 15, 1998, and on or before April 30, 2001, **and** you were physically present in the United States on December 21, 2000.
- You are or were the **derivative beneficiary** of an immigrant petition or application for permanent labor certification filed on or before January 14, 1998.
- You are or were the **derivative beneficiary** of an immigrant petition or application for permanent labor certification filed on or after January 15, 1998, and on or before April 30, 2001, and the principal beneficiary was physically present in the United States on December 21, 2000.
- You are currently the **spouse** applying to accompany or follow-to-join your spouse **OR** you are a **child** (unmarried and under 21 years of age) applying to accompany or follow-to-join your parent who is a principal or derivative beneficiary.

Back

Next

[Return to top](#)

[Topics](#) [Contact Us](#) [Citizenship](#) [Schedule An Appointment](#) [Find A Doctor](#) [Find A Class](#)



[Contact USCIS](#)



[About USCIS](#)

[Accessibility](#)

[Budget and Performance](#)

[DHS Components](#)

[Freedom of Information Act](#)

[No FEAR Act Data](#)

[Privacy and Legal Disclaimers](#)

[Site Map](#)

[Office of the Inspector General](#)

[The White House](#)

[USA.gov](#)

National Terrorism Advisory System

ACTIVE BULLETIN
READ MORE

Put this widget on your web page

Getting Started page 2 (If applicant is filing I-485A as a standalone form)

Last Updated

April 6, 2026



I-485 Supplement A, Supplement A to Form I-485, Adjustment of Status Under Section 245(i)

Getting Started

Basis of eligibility

Qualifying petition or application

Bars to adjustment

Preparer and interpreter information

About You

Evidence

Additional Information

Review And Submit

You must complete all fields with an asterisk (*) to submit this form.

What is the receipt number of the qualifying petition? (if any)

Provide the receipt number from the immigrant petition filed on or before April 30, 2001 that qualifies you to adjust status under INA section 245(i).

Provide a 13-character receipt number, beginning with 3 capitalized letters followed by 10 digits.

What is the principal beneficiary's full name on the qualifying petition?

Given name (first name)

Middle name (if applicable)

Family name (last name)

What is the principal applicant's A-Number?

The A-Number is an immigration file number provided by U.S. immigration officials. We use your A-Number to identify your immigration records. It is a 7 to 9-digit number that begins with an "A" and can be found on correspondence or cards you have received from DHS, USCIS, or on immigration court records (for example, Form I-797, Receipt Notice; an Employment Authorization Document; a Permanent Resident Card). If you do not have an A-Number, USCIS may assign one to you.

I do not have or know the A-Number.

Provide a 7, 8, or 9-digit number. If the A-Number is fewer than 9 digits, the system will automatically add zero(s) after the "A" and before the first digit so there is a total of 9 digits, for example: A-001234567.

What was the family-based, employment-based, special immigrant, or Diversity Visa immigrant category you selected on Form I-485?

Provide the full title of the immigrant category you selected on Form I-485.

[Back](#)

[Next](#)

[Return to top](#)

[Topics](#) [Contact Us](#) [Citizenship](#) [Schedule An Appointment](#) [Find A Doctor](#) [Find A Class](#)



[Contact USCIS](#)



Getting Started page 2 (If applicant is filing I-485A concurrently with I-485)

Last Updated

April 6, 2026



I-485 Supplement A, Supplement A to Form I-485, Adjustment of Status Under Section 245(i)

Getting Started

Basis of eligibility

Qualifying petition or application

Bars to adjustment

Preparer and interpreter information

About You

Evidence

Additional Information

Review And Submit

You must complete all fields with an asterisk (*) to submit this form.

What is the receipt number of the qualifying petition? (if any)

Provide the receipt number from the immigrant petition filed on or before April 30, 2001 that qualifies you to adjust status under INA section 245(i).

Provide a 13-character receipt number, beginning with 3 capitalized letters followed by 10 digits.

What is the principal beneficiary's full name on the qualifying petition?

Given name (first name)

Middle name (if applicable)

Family name (last name)

What is the principal applicant's A-Number?

The A-Number is an immigration file number provided by U.S. immigration officials. We use your A-Number to identify your immigration records. It is a 7 to 9-digit number that begins with an "A" and can be found on correspondence or cards you have received from DHS, USCIS, or on immigration court records (for example, Form I-797, Receipt Notice; an Employment Authorization Document; a Permanent Resident Card). If you do not have an A-Number, USCIS may assign one to you.

I do not have or know the A-Number.

Provide a 7, 8, or 9-digit number. If the A-Number is fewer than 9 digits, the system will automatically add zero(s) after the "A" and before the first digit so there is a total of 9 digits, for example: A-001234567.

What was the family-based immigrant category you selected on Form I-485?

- Immediate relative of a U.S. citizen, Form I-130, I-129F, or I-360
- Other relative of a U.S. citizen under the family-based preference categories, Form I-130
- Relative of a lawful permanent resident under the family-based preference categories, Form I-130

[Back](#)

[Next](#)

[Return to top](#)

[Topics](#) [Contact Us](#) [Citizenship](#) [Schedule An Appointment](#) [Find A Doctor](#) [Find A Class](#)



[Contact USCIS](#)



Getting Started

(the rest of the section has the same content for both standalone and concurrent filings)

Last Updated

April 6, 2026



I-485 Supplement A, Supplement A to Form I-485, Adjustment of Status Under Section 245(i)

Getting Started

Basis of eligibility

Qualifying petition or application

Bars to adjustment

Preparer and interpreter information

About You

Evidence

Additional Information

Review And Submit

You must complete all fields with an asterisk (*) to submit this form.

Which of the following bars to adjustment apply to you?

Select all responses that apply for you to adjust under INA section 245(i).

[Visit our Visa Waiver Program page](#) to learn more about the program.

- You last entered the United States without being admitted or paroled after inspection by an immigration officer.
- You last entered the United States as a nonimmigrant crewman.
- You are now employed or have ever been employed in the United States without authorization.
- You are not in lawful immigration status on the date of filing your application for adjustment of status.
- You have ever failed to continuously maintain a lawful status since entry into the United States, unless your failure to maintain status was through no fault of your own or for technical reasons.
- You were last admitted to the United States in transit without a visa.
- You were last admitted to the United States as a nonimmigrant visitor without a visa under the Guam and Commonwealth of the Northern Mariana Islands Visa Waiver Program, and you are not a Canadian citizen.
- You were last admitted to the United States as a nonimmigrant visitor without a visa under the Visa Waiver Program.
- You are seeking employment-based adjustment of status and you are not maintaining a lawful nonimmigrant status on the date of filing your application for adjustment of status.
- You have ever violated the terms of your nonimmigrant status.

Back

Next

[Return to top](#)

[Topics](#) [Contact Us](#) [Citizenship](#) [Schedule An Appointment](#) [Find A Doctor](#) [Find A Class](#)



[Contact USCIS](#)



[About USCIS](#)

[Accessibility](#)

[Budget and Performance](#)

[DHS Components](#)

[Freedom of Information Act](#)

[No FEAR Act Data](#)

[Privacy and Legal Disclaimers](#)

[Site Map](#)

[Office of the Inspector General](#)

[The White House](#)

[USA.gov](#)

National Terrorism Advisory System

ACTIVE BULLETIN
READ MORE

[Put this widget on your web page](#)



I-485 Supplement A, Supplement A to Form I-485, Adjustment of Status Under Section 245(i)

Getting Started

Basis of eligibility

Qualifying petition or application

Bars to adjustment

Preparer and interpreter information

About You

Evidence

Additional Information

Review And Submit

You must complete all fields with an asterisk (*) to submit this form.

Is someone assisting you with completing this supplement?

Yes

No

Is a preparer assisting you with completing this supplement?

A preparer is anyone who completes or helps you complete all or part of your application using information and answers that you provide.

Yes

No

Is an interpreter assisting you with completing this supplement?

An interpreter is anyone who translates or helps you translate all or part of your application using information and answers that you provide.

Yes

No

[Back](#)

[Next](#)

[Return to top](#)

[Topics](#)

[Contact Us](#)

[Citizenship](#)

[Schedule An Appointment](#)

[Find A Doctor](#)

[Find A Class](#)



[Contact USCIS](#)



USCIS.gov

An official website of the U.S. Department of Homeland Security

[About USCIS](#)

[Accessibility](#)

[Budget and Performance](#)

[DHS Components](#)

[Freedom of Information Act](#)

[No FEAR Act Data](#)

[Privacy and Legal Disclaimers](#)

[Site Map](#)

[Office of the Inspector General](#)

[The White House](#)

[USA.gov](#)

National Terrorism Advisory System



ACTIVE BULLETIN
READ MORE

[Put this widget on your web page](#)



I-485 Supplement A, Supplement A to Form I-485, Adjustment of Status Under Section 245(i)

Getting Started

Basis of eligibility

Qualifying petition or application

Bars to adjustment

Preparer and interpreter information

Preparer information

Interpreter information

About You

Evidence

Additional Information

Review And Submit

You must complete all fields with an asterisk (*) to submit this form.

What is your preparer's full name?

Given name (first name)

Family name (last name)

What is your preparer's business or organization name?

My preparer is not a part of a business or organization

What is your preparer's contact information?

Daytime telephone number

Provide a 10-digit phone number.

My preparer does not have a mobile telephone number.

Mobile telephone number

Provide a 10-digit phone number.

My preparer does not have an email address.

Email address

Example: user@domain.com

Back

Next

[Return to top](#)

[Topics](#)

[Contact Us](#)

[Citizenship](#)

[Schedule An Appointment](#)

[Find A Doctor](#)

[Find A Class](#)



[Contact USCIS](#)



USCIS.gov

An official website of the U.S. Department of Homeland Security

[About USCIS](#)

[Accessibility](#)

[Budget and Performance](#)

[DHS Components](#)

[Freedom of Information Act](#)

[No FEAR Act Data](#)

[Privacy and Legal Disclaimers](#)

[Site Map](#)

[Office of the Inspector General](#)

[The White House](#)

[USA.gov](#)

National Terrorism Advisory System

ACTIVE BULLETIN
READ MORE

[Put this widget on your web page](#)



I-485 Supplement A, Supplement A to Form I-485, Adjustment of Status Under Section 245(i)

Getting Started

[Basis of eligibility](#)

[Qualifying petition or application](#)

[Bars to adjustment](#)

[Preparer and interpreter information](#)

[Preparer information](#)

Interpreter information

[About You](#)

[Evidence](#)

[Additional Information](#)

[Review And Submit](#)

You must complete all fields with an asterisk (*) to submit this form.

What is your interpreter's full name?

Given name (first name)

Family name (last name)

What is your interpreter's business or organization name?

My preparer is not a part of a business or organization

What is your interpreter's contact information?

Daytime telephone number

Provide a 10-digit phone number.

My interpreter does not have a mobile telephone number.

Mobile telephone number

Provide a 10-digit phone number.

My interpreter does not have an email address.

Email address

Example: user@domain.com

What language is your interpreter using to interpret this supplement for you?

[Back](#)

[Next](#)

[Return to top](#)

[Topics](#)

[Contact Us](#)

[Citizenship](#)

[Schedule An Appointment](#)

[Find A Doctor](#)

[Find A Class](#)



[Contact USCIS](#)



[About USCIS](#)

[Accessibility](#)

[Budget and Performance](#)

[DHS Components](#)

[Freedom of Information Act](#)

[No FEAR Act Data](#)

[Privacy and Legal Disclaimers](#)

[Site Map](#)

[Office of the Inspector General](#)

[The White House](#)

[USA.gov](#)

National Terrorism Advisory System

ACTIVE BULLETIN
READ MORE

Put this widget on your web page

About You

Last Updated

April 6, 2026



I-485 Supplement A, Supplement A to Form I-485, Adjustment of Status Under Section 245(i)

Getting Started

About You

Your name

Your contact information

When and where were you born

Your other information

Evidence

Additional Information

Review And Submit

You must complete all fields with an asterisk (*) to submit this form.

What is your current legal name?

Your current legal name is the name on your birth certificate, unless it changed after birth by a legal action such as marriage or court order. Do not provide any nicknames here.

Given name (first name)*

Middle name

Family name (last name)*

[Back](#)

[Next](#)

[Return to top](#)

[Topics](#)

[Contact Us](#)

[Citizenship](#)

[Schedule An Appointment](#)

[Find A Doctor](#)

[Find A Class](#)



[Contact USCIS](#)



USCIS.gov

An official website of the [U.S. Department of Homeland Security](#)

[About USCIS](#)

[Accessibility](#)

[Budget and Performance](#)

[DHS Components](#)

[Freedom of Information Act](#)

[No FEAR Act Data](#)

[Privacy and Legal Disclaimers](#)

[Site Map](#)

[Office of the Inspector General](#)

[The White House](#)

[USA.gov](#)

National Terrorism Advisory System



ACTIVE BULLETIN
READ MORE

Put this widget on your web page



I-485 Supplement A, Supplement A to Form I-485, Adjustment of Status Under Section 245(i)

[Getting Started](#)

About You

[Your name](#)

Your contact information

[When and where were you born](#)

[Your other information](#)

[Evidence](#)

[Additional Information](#)

[Review And Submit](#)

You must complete all fields with an asterisk (*) to submit this form.

How can we contact you?

Daytime telephone number

Provide a 10-digit phone number.

This is the same as my daytime telephone number.

Mobile telephone number

Provide a 10-digit phone number.

Email address

Example: user@domain.com

What is your current U.S. mailing address?

We will use your current mailing address to contact you throughout the application process. We may not be able to contact you if you do not provide a complete and valid address. Please provide a U.S. address only.

In care of name (if any)

Country

Address line 1*

Street number and name

Address line 2

Apartment, suite, unit, or floor text

City*

State*

Zip code*

Provide a 5 or 9-digit ZIP code.

[Back](#)

[Next](#)

[Return to top](#)

[Topics](#)

[Contact Us](#)

[Citizenship](#)

[Schedule An Appointment](#)

[Find A Doctor](#)

[Find A Class](#)



[Contact USCIS](#)



USCIS.gov

An official website of the U.S. Department of Homeland Security

[About USCIS](#)

[Accessibility](#)

[Budget and Performance](#)

[DHS Components](#)

[Freedom of Information Act](#)

[No FEAR Act Data](#)

[Privacy and Legal Disclaimers](#)

[Site Map](#)

[Office of the Inspector General](#)

[The White House](#)

[USA.gov](#)

National Terrorism Advisory System

ACTIVE BULLETIN
READ MORE

Put this widget on your web page



I-485 Supplement A, Supplement A to Form I-485, Adjustment of Status Under Section 245(i)

[Getting Started](#)**About You**[Your name](#)[Your contact information](#)**[When and where were you born](#)**[Your other information](#)[Evidence](#)[Additional Information](#)[Review And Submit](#)

You must complete all fields with an asterisk (*) to submit this form.

What is your date of birth? *

MM/DD/YYYY



What is your country of birth?



What is your country of citizenship or nationality?

Provide the name of the country as it currently exists, where you are currently a citizen or national. If the country no longer exists, use the current name of the country. If you are a citizen or national of more than one country, provide the name of the foreign country that issued your last passport. If you are stateless, enter the name of the current country where you were last a citizen or national.

[Back](#)[Next](#)[Return to top](#)[Topics](#)[Contact Us](#)[Citizenship](#)[Schedule An Appointment](#)[Find A Doctor](#)[Find A Class](#)

U.S. Citizenship and Immigration Services

[Contact USCIS](#)**USCIS.gov**

An official website of the [U.S. Department of Homeland Security](#)

[About USCIS](#)[Accessibility](#)[Budget and Performance](#)[DHS Components](#)[Freedom of Information Act](#)[No FEAR Act Data](#)[Privacy and Legal Disclaimers](#)[Site Map](#)[Office of the Inspector General](#)[The White House](#)[USA.gov](#)

National Terrorism Advisory System

ACTIVE BULLETIN
READ MORE

[Put this widget on your web page](#)



I-485 Supplement A, Supplement A to Form I-485, Adjustment of Status Under Section 245(i)

Getting Started

About You

Your name

Your contact information

When and where were you born

Your other information

Evidence

Additional Information

Review And Submit

You must complete all fields with an asterisk (*) to submit this form.

What is your A-Number?

The A-Number is an immigration file number provided by U.S. immigration officials. We use your A-Number to identify your immigration records. It is a 7 to 9-digit number that begins with an "A" and can be found on correspondence or cards you have received from DHS, USCIS, or on immigration court records (for example, Form I-797, Receipt Notice; an Employment Authorization Document; a Permanent Resident Card). If you do not have an A-Number, USCIS may assign one to you.

I do not have or know my A-Number.

Provide a 7, 8, or 9-digit number. If the A-Number is fewer than 9 digits, the system will automatically add zero(s) after the "A" and before the first digit so there is a total of 9 digits, for example: A-001234567.

A-

What is your USCIS Online Account Number?

You will only have an Online Account Number, or OAN, if you previously filed a form that has a receipt number that begins with IOE. If you filed the form online, you can find your OAN in your account profile. If you mailed us the form, you can find your OAN at the top of the Account Access Notice we sent you.

If you do not have a receipt number that begins with IOE, you do not have an OAN.

(The OAN is not the same as an A-Number)

I do not have a USCIS Online Account Number.

Provide a 12-digit Online Account Number.

Back

Next

Return to top

Topics Contact Us Citizenship Schedule An Appointment Find A Doctor Find A Class



Contact USCIS



National Terrorism Advisory System NTAS ACTIVE BULLETIN READ MORE Put this widget on your web page

Evidence

Last Updated

April 6, 2026



I-485 Supplement A, Supplement A to Form I-485, Adjustment of Status Under Section 245(i)

Getting Started

About You

Evidence

Qualifying petition or application

Evidence of proper filing

Evidence of approval or approvable status

Evidence of physical presence

Additional Information

Review And Submit

You must complete all fields with an asterisk (*) to submit this form.

Evidence Of Qualifying Petition Or Application

You must upload official documentation to prove that you:

- Are or were the principal beneficiary of an immigrant petition or application for permanent labor certification that was properly filed on or before April 30, 2001, and which was approvable when filed;
• Are or were a derivative beneficiary (the principal beneficiary's spouse or unmarried child under 21 years of age at the time the qualifying petition was filed) of an immigrant petition or application for permanent labor certification that was properly filed on or before April 30, 2001, and which was approvable when filed; or
• Are currently the spouse or an unmarried child under 21 years of age who is eligible to accompany or follow-to-join a principal or derivative beneficiary, and the principal or derivative beneficiary is currently applying for or was granted adjustment of status under INA section 245(i).

To prove the existence of a qualifying petition or application, upload an official document showing either:

- The filing or approval of the immigrant petition (Form I-797, Notice of Action), which contains the principal beneficiary's name; or
• The filing or approval of the permanent labor certification application (Form ETA-750), which contains the principal beneficiary's name.

If you qualify to apply for adjustment of status under INA section 245(i) because you are or were a derivative beneficiary of a qualifying petition or application, you must prove the required relationship to the principal beneficiary by submitting a marriage certificate (for spouse) or birth certificate (for child). This evidence must show that the claimed relationship existed at the time the qualifying petition was properly filed. You do not need to show that the relationship still exists.

If you qualify to apply for adjustment of status under INA section 245(i) because you are the current spouse or an unmarried child under 21 years of age of a person who is or was the principal or derivative beneficiary of a qualifying petition, you must submit evidence of your current relationship to the principal applicant.

File requirements

- Clear and readable
• Accepted file formats: JPG, JPEG, PDF, TIF or TIFF
• No encrypted or password-protected files
• If your documents are in a foreign language, upload a full English translation and the translator's certification with each original document
• Upload no more than five documents at a time
• Accepted file name characters: English letters, numbers, spaces, periods, hyphens, underscores, and parentheses
• Maximum size: 12MB per file

Input accepts multiple files

Drag files here or choose from folder

Back

Next

Return to top

Topics Contact Us Citizenship Schedule An Appointment Find A Doctor Find A Class



Contact USCIS





I-485 Supplement A, Supplement A to Form I-485, Adjustment of Status Under Section 245(i)

Getting Started

About You

Evidence

Qualifying petition or application

Evidence of proper filing

Evidence of approval or approvable status

Evidence of physical presence

Additional Information

Review And Submit

You must complete all fields with an asterisk (*) to submit this form.

Evidence Of Proper Filing

Upload evidence showing that the qualifying immigrant petition or application for permanent labor certification was properly filed.

An immigrant petition is considered properly filed if the:

- Petitioner properly signed the petition;
• Petitioner submitted the correct filing fee; and
• Petition was physically received at a designated USCIS office (then known as the Immigration and Naturalization Service (INS)) on or before April 30, 2001 or was mailed with a postmark on or before April 30, 2001 (regardless of when INS received it).

A permanent labor certification application is considered properly filed if the U.S. Department of Labor (or a designated state workforce agency) accepted the application on or before April 30, 2001, under applicable Federal regulations at the time.

Examples of evidence showing that your immigrant petition was properly filed:

- Form I-797 showing a qualifying date of filing. (Form I-797 showing a filing date indicates the U.S. Government accepted the petition and implies that the U.S. Government determined the petition was signed and submitted with the appropriate filing fee); or
• Form ETA-750 bearing a state workforce agency's date stamp, an agency letter, or other document specifying the date of receipt/filing.

File requirements

- Clear and readable
• Accepted file formats: JPG, JPEG, PDF, TIF or TIFF
• No encrypted or password-protected files
• If your documents are in a foreign language, upload a full English translation and the translator's certification with each original document
• Upload no more than five documents at a time
• Accepted file name characters: English letters, numbers, spaces, periods, hyphens, underscores, and parentheses
• Maximum size: 12MB per file

Input accepts multiple files

Drag files here or choose from folder

Back

Next

Return to top

Topics Contact Us Citizenship Schedule An Appointment Find A Doctor Find A Class



Contact USCIS



About USCIS

Accessibility

Budget and Performance

DHS Components

Freedom of Information Act

No FEAR Act Data

Privacy and Legal Disclaimers

Site Map

Office of the Inspector General

The White House

USA.gov

National Terrorism Advisory System NTAS ACTIVE BULLETIN READ MORE Put this widget on your web page



I-485 Supplement A, Supplement A to Form I-485, Adjustment of Status Under Section 245(i)

Getting Started

About You

Evidence

Qualifying petition or application

Evidence of proper filing

Evidence of approval or approvable status

Evidence of physical presence

Additional Information

Review And Submit

You must complete all fields with an asterisk (*) to submit this form.

Evidence Of Petition's Or Application's Approval Or Approvable Status

Upload evidence showing that the qualifying petition or application was approvable when filed. An immigrant petition or labor certification application is considered approvable when filed if:

- The petition or application was properly filed;
The petition or application was meritorious in fact; and
The petition or application was not frivolous

Unless contradictory evidence exists, a final decision approving the required petition or application shows that the petition or application was approvable when filed. Such an approval consists of:

- An INS approval notice (on Form I-797) for the immigrant petition; or
A U.S. Department of Labor certification stamp (on Form ETA-750) for the permanent labor certification application.

Absent an approved petition, you may upload any relevant evidence to show the petition or application was properly filed and approvable when filed. USCIS makes this determination based on the circumstances that existed at the time the qualifying petition or application was filed.

File requirements

- Clear and readable
Accepted file formats: JPG, JPEG, PDF, TIF or TIFF
No encrypted or password-protected files
If your documents are in a foreign language, upload a full English translation and the translator's certification with each original document
Upload no more than five documents at a time
Accepted file name characters: English letters, numbers, spaces, periods, hyphens, underscores, and parentheses
Maximum size: 12MB per file

Input accepts multiple files

Drag files here or choose from folder

Back

Next

Return to top

Topics Contact Us Citizenship Schedule An Appointment Find A Doctor Find A Class



Contact USCIS





I-485 Supplement A, Supplement A to Form I-485, Adjustment of Status Under Section 245(i)

[Getting Started](#)

[About You](#)

Evidence

[Qualifying petition or application](#)

[Evidence of proper filing](#)

[Evidence of approval or approvable status](#)

Evidence of physical presence

[Additional Information](#)

[Review And Submit](#)

You must complete all fields with an asterisk (*) to submit this form.

Evidence Of Physical Presence

Upload evidence showing that the principal beneficiary of the qualifying petition was physically present in the United States on December 21, 2000 (if applicable).

If you qualify to apply for adjustment of status under INA section 245(i) based on an immigrant petition or application for permanent labor certification filed on or after January 15, 1998, you must prove that the principal beneficiary of that petition or application was physically present in the United States on December 21, 2000.

In some cases, a single document may suffice to prove physical presence, but often you will need to submit several documents. USCIS will ordinarily place the greatest weight on government-issued documents. The following list gives examples of documents that you may upload as evidence of physical presence:

- Form I-94 Arrival/Departure Record, the nonimmigrant visa page of the principal beneficiary's passport, Form I-512L, or other U.S. Government-issued document showing admission or parole into the United States after inspection by an immigration officer;
- A Notice to Appear in Immigration Court;
- Official correspondence or other notices from a U.S. Government agency;
- A state driver's license;
- Income tax or property tax records, returns, or payments;
- School or college transcripts and records;
- Hospital or doctor's records;
- Lease agreements and rental receipts;
- Utility bill receipts;
- Employment records, such as payroll statements or pay stubs; or
- Bank and credit card statements and records.

Note: If you submit a personal affidavit attesting to physical presence, you must also submit other supporting documentation. USCIS will evaluate all documentation on a case-by-case basis.

If you qualify to apply for adjustment of status under INA section 245(i) based on an immigrant petition filed on or before January 14, 1998, you do NOT need to submit any evidence of physical presence.

File requirements

- Clear and readable
- Accepted file formats: JPG, JPEG, PDF, TIF or TIFF
- No encrypted or password-protected files
- If your documents are in a foreign language, upload a full English translation and the translator's certification with each original document
- Upload no more than five documents at a time
- Accepted file name characters: English letters, numbers, spaces, periods, hyphens, underscores, and parentheses
- Maximum size: 12MB per file

Input accepts multiple files

Drag files here or [choose from folder](#)

[Back](#)

[Next](#)

[Return to top](#)

[Topics](#) [Contact Us](#) [Citizenship](#) [Schedule An Appointment](#) [Find A Doctor](#) [Find A Class](#)



[Contact USCIS](#)



National Terrorism Advisory System

ACTIVE BULLETIN
READ MORE

[Put this widget on your web page](#)

Additional Information

Last Updated

April 6, 2026



I-485 Supplement A, Supplement A to Form I-485, Adjustment of Status Under Section 245(i)

[Getting Started](#)

[About You](#)

[Evidence](#)

[Additional Information](#)

[Additional information](#)

[Review And Submit](#)

You must complete all fields with an asterisk (*) to submit this form.

You may provide additional information for your application.

If you need to provide any additional information for any of your answers to the questions in this form, enter it into the space below. You should include the questions that you are referencing.

If you do not need to provide any additional information, you may leave this section blank.

[+ Add a response](#)

[Back](#)

[Next](#)

[Return to top](#)

[Topics](#)

[Contact Us](#)

[Citizenship](#)

[Schedule An Appointment](#)

[Find A Doctor](#)

[Find A Class](#)



[Contact USCIS](#)



USCIS.gov

An official website of the [U.S. Department of Homeland Security](#)

[About USCIS](#)

[Accessibility](#)

[Budget and Performance](#)

[DHS Components](#)

[Freedom of Information Act](#)

[No FEAR Act Data](#)

[Privacy and Legal Disclaimers](#)

[Site Map](#)

[Office of the Inspector General](#)

[The White House](#)

[USA.gov](#)

National Terrorism Advisory System



ACTIVE BULLETIN
READ MORE

[Put this widget on your web page](#)

Review and Submit

Last Updated

April 6, 2026



I-485 Supplement A, Supplement A to Form I-485, Adjustment of Status Under Section 245(i)

[Getting Started](#)[About You](#)[Evidence](#)[Additional Information](#)[Review And Submit](#)[Review your supplement](#)[Your supplement summary](#)[Preparer certification](#)[Interpreter certification](#)[Your certification and signature](#)[Pay and submit](#)

You must complete all fields with an asterisk (*) to submit this form.

✔ We have found no alerts or warnings in your application.

Check your supplement before you submit

Please review your supplement and check it for accuracy and completeness before you submit it.

We encourage you to provide as many responses as you can throughout the supplement. Missing or incomplete information may slow down the review process after you submit your supplement.

You can return to this page to review your supplement as many times as you want before you submit it.

Your form filing fee: \$1000

Refund policy: USCIS does not refund fees, regardless of any action we take on your application, petition, or request, or how long USCIS takes to reach a decision. By continuing this transaction, you acknowledge that you must submit fees in the exact amount and that you are paying the fees for a government service.

[Back](#)[Next](#)[Return to top](#)[Topics](#)[Contact Us](#)[Citizenship](#)[Schedule An Appointment](#)[Find A Doctor](#)[Find A Class](#)[Contact USCIS](#)

USCIS.gov

An official website of the [U.S. Department of Homeland Security](#)

[About USCIS](#)[Accessibility](#)[Budget and Performance](#)[DHS Components](#)[Freedom of Information Act](#)[No FEAR Act Data](#)[Privacy and Legal Disclaimers](#)[Site Map](#)[Office of the Inspector General](#)[The White House](#)[USA.gov](#)

National Terrorism Advisory System



ACTIVE BULLETIN
READ MORE

Put this widget on your web page



I-485 Supplement A, Supplement A to Form I-485, Adjustment of Status Under Section 245(i)

- Getting Started
- About You
- Evidence
- Additional Information
- Review And Submit**
- Review your supplement
- Your supplement summary**
- Preparer certification
- Interpreter certification
- Your certification and signature
- Pay and submit

Review the I-485A form information

Here is a summary of all the information you provided in your supplement.

Make sure you have provided responses for everything that applies to you before you submit your supplement. You can edit your responses by going to each supplement section using the site navigation.

We also prepared a draft case snapshot with your responses, which you can download below.

[Download draft snapshot](#) [Print](#)

[Close all](#) [Expand all](#)

Getting Started

[Edit section name](#)

- Basis of eligibility +
- Qualifying petition or application +
- Bars to adjustment +
- Preparer and interpreter information +
- Preparer information +
- Interpreter information +

About You

[Edit section name](#)

- Your name +
- Your contact information +
- When and where were you born +
- Your other information +

Evidence

[Edit section name](#)

- Qualifying petition or application +
- Evidence of proper filing +
- Evidence of approval or approvable status +
- Evidence of physical presence +

Additional Information

[Edit section name](#)

- Additional information +

[Back](#)

[Next](#)

[Return to top](#)

- Topics
- Contact Us
- Citizenship
- Schedule An Appointment
- Find A Doctor
- Find A Class



[Contact USCIS](#)



- [About USCIS](#)
- [Accessibility](#)
- [Budget and Performance](#)
- [DHS Components](#)
- [Freedom of Information Act](#)
- [No FEAR Act Data](#)
- [Privacy and Legal Disclaimers](#)
- [Site Map](#)
- [Office of the Inspector General](#)
- [The White House](#)
- [USA.gov](#)

National Terrorism Advisory System

ACTIVE BULLETIN
READ MORE

Put this widget on your web page



I-485 Supplement A, Supplement A to Form I-485, Adjustment of Status Under Section 245(i)

- Getting Started
- About You
- Evidence
- Additional Information
- Review And Submit**
 - Review your supplement
 - Your supplement summary
 - Preparer certification**
 - Preparer signature
 - Interpreter certification
 - Interpreter signature
 - Your certification and signature
 - Pay and submit

You must complete all fields with an asterisk (*) to submit this form.

Preparer's certification and signature

Your preparer must read and agree to the certification below.



I certify, under penalty of perjury, that I prepared this supplement for the applicant at the request of the applicant and with express consent and that all of the responses and information contained in and submitted with the supplement are complete, true, and correct and reflects only information provided by the applicant. The applicant reviewed the responses and information and informed me that he or she understands the responses and information in or submitted with the supplement.

As the applicant's preparer, you must sign on paper and provide your signature page to the applicant. Follow these steps:

1. [Download the Preparer Signature page](#)
2. Print the Preparer Signature page
3. Read and sign the Preparer Signature page
4. Give the signed Preparer Signature page to the petitioner or authorized signatory

The applicant will need to scan and upload your completed signature page on the next screen.

Back

Next

[Return to top](#)





I-485 Supplement A, Supplement A to Form I-485, Adjustment of Status Under Section 245(i)

[Getting Started](#)

[About You](#)

[Evidence](#)

[Additional Information](#)

[Review And Submit](#)

[Review your supplement](#)

[Your supplement summary](#)

[Preparer certification](#)

[Preparer signature](#)

[Interpreter certification](#)

[Interpreter signature](#)

[Your certification and signature](#)

[Pay and submit](#)

You must complete all fields with an asterisk (*) to submit this form.

Preparer's Signature*

Scan and upload your preparer's completed signature page below.

File requirements

- Clear and readable
- Accepted file formats: JPG, JPEG, PDF, TIF or TIFF
- No encrypted or password-protected files
- If your documents are in a foreign language, upload a full English translation and the translator's certification with each original document
- Upload no more than five documents at a time
- Accepted file name characters: English letters, numbers, spaces, periods, hyphens, underscores, and parentheses
- Maximum size: 12MB per file

Input accepts multiple files

Drag files here or [choose from folder](#)

[Back](#)

[Next](#)

[Return to top](#)

[Topics](#)


[Contact Us](#)

[Citizenship](#)

[Schedule An Appointment](#)

[Find A Doctor](#)

[Find A Class](#)



[Contact USCIS](#)



USCIS.gov

An official website of the [U.S. Department of Homeland Security](#)

[About USCIS](#)

[Accessibility](#)

[Budget and Performance](#)

[DHS Components](#)

[Freedom of Information Act](#)

[No FEAR Act Data](#)

[Privacy and Legal Disclaimers](#)

[Site Map](#)

[Office of the Inspector General](#)

[The White House](#)

[USA.gov](#)

National Terrorism Advisory System

ACTIVE BULLETIN
READ MORE

Put this widget on your web page



I-485 Supplement A, Supplement A to Form I-485, Adjustment of Status Under Section 245(i)

[Getting Started](#)

[About You](#)

[Evidence](#)

[Additional Information](#)

[Review And Submit](#)

[Review your supplement](#)

[Your supplement summary](#)

[Preparer certification](#)

[Interpreter certification](#)

[Interpreter signature](#)

[Your certification and signature](#)

[Pay and submit](#)

You must complete all fields with an asterisk (*) to submit this form.

Interpreter's certification and signature

Your interpreter must read and agree to the certification below.



I certify, under penalty of perjury, that I am fluent in English and the language provided in the Getting Started section of this supplement, and I have interpreted every question on the supplement and Instructions and interpreted the applicant's answers to the questions in that language, and the applicant informed me that he or she understood every instruction, question, and answer on the supplement.

As the applicant's interpreter, you must sign on paper and provide your signature page to the applicant. Follow these steps:

1. [Download the Interpreter Signature page](#)
2. Print the Interpreter Signature page
3. Read and sign the Interpreter Signature page
4. Give the signed Interpreter Signature page to the petitioner or authorized signatory

The applicant will need to scan and upload your completed signature page on the next screen.

[Back](#)

[Next](#)

[Return to top](#)

[Topics](#)

[Contact Us](#)

[Citizenship](#)

[Schedule An Appointment](#)

[Find A Doctor](#)

[Find A Class](#)



[Contact USCIS](#)



USCIS.gov

An official website of the [U.S. Department of Homeland Security](#)

[About USCIS](#)

[Accessibility](#)

[Budget and Performance](#)

[DHS Components](#)

[Freedom of Information Act](#)

[No FEAR Act Data](#)

[Privacy and Legal Disclaimers](#)

[Site Map](#)

[Office of the Inspector General](#)

[The White House](#)

[USA.gov](#)

National Terrorism Advisory System

ACTIVE BULLETIN
READ MORE

[Put this widget on your web page](#)



I-485 Supplement A, Supplement A to Form I-485, Adjustment of Status Under Section 245(i)

Getting Started

About You

Evidence

Additional Information

Review And Submit

Review your supplement

Your supplement summary

Preparer certification

Interpreter certification

Interpreter signature

Your certification and signature

Pay and submit

You must complete all fields with an asterisk (*) to submit this form.

Interpreter's Signature*

Scan and upload your interpreter's completed signature page below.

File requirements

- Clear and readable
- Accepted file formats: JPG, JPEG, PDF, TIF or TIFF
- No encrypted or password-protected files
- If your documents are in a foreign language, upload a full English translation and the translator's certification with each original document
- Upload no more than five documents at a time
- Accepted file name characters: English letters, numbers, spaces, periods, hyphens, underscores, and parentheses
- Maximum size: 12MB per file

Input accepts multiple files

Drag files here or [choose from folder](#)

Back

Next

[Return to top](#)

Topics

Contact Us

Citizenship

Schedule An Appointment

Find A Doctor

Find A Class



[Contact USCIS](#)



National Terrorism Advisory System

ACTIVE BULLETIN
READ MORE

Put this widget on your web page



I-485 Supplement A, Supplement A to Form I-485, Adjustment of Status Under Section 245(i)

Getting Started

About You

Evidence

Additional Information

Review And Submit

Review your supplement

Your supplement summary

Preparer certification

Interpreter certification

Interpreter signature

Your certification and signature

Pay and submit

You must complete all fields with an asterisk (*) to submit this form.

Applicant's certification and signature *

You must read and agree to the certification below. If you knowingly and willfully falsify or conceal a material fact or submit a false document with your supplement, we can deny your supplement and may deny any other immigration benefit. You may also face criminal prosecution and penalties provided by the law.



I certify, under penalty of perjury, that I provided or authorized all of the responses and information contained in and submitted with my supplement, I read and understand or, if interpreted to me in a language in which I am fluent by the interpreter listed in the Getting Started section of this supplement, understood, all of the responses and information contained in, and submitted with, my supplement, and that all of the responses and the information are complete, true, and correct. Furthermore, I authorize the release of any information from any and all of my records that USCIS may need to determine my eligibility for an immigration request and to other entities and persons where necessary for the administration and enforcement of U.S. immigration law.

I have read and agree to the applicant's statement

Applicant's signature *

You must provide your digital signature below by typing your full legal name. If you do not completely fill out this application, or if you do not submit the required documents listed in the Instructions, we may deny your supplement. We will record the date of your signature with your supplement.

[Empty text input field for digital signature]

Back

Next

[Return to top](#)

Topics

Contact Us

Citizenship

Schedule An Appointment

Find A Doctor

Find A Class



Contact USCIS



USCIS.gov

An official website of the U.S. Department of Homeland Security

[About USCIS](#)

[Accessibility](#)

[Budget and Performance](#)

[DHS Components](#)

[Freedom of Information Act](#)

[No FEAR Act Data](#)

[Privacy and Legal Disclaimers](#)

[Site Map](#)

[Office of the Inspector General](#)

[The White House](#)

[USA.gov](#)

National Terrorism Advisory System
NTAS
NATIONAL TERRORISM ADVISORY SYSTEM
ACTIVE BULLETIN
READ MORE
[Put this widget on your web page](#)



I-485 Supplement A, Supplement A to Form I-485, Adjustment of Status Under Section 245(i)

- Getting Started
- About You
- Evidence
- Additional Information
- Review And Submit**
 - Review your supplement
 - Your supplement summary
 - Preparer certification
 - Interpreter certification
 - Interpreter signature
 - Your certification and signature
- Pay and submit**

You must complete all fields with an asterisk (*) to submit this form.

Pay for and submit your supplement

The final step to submit your I-485 Supplement A, Supplement A to Form I-485, Adjustment of Status Under Section 245(i), is to pay the required fee.

Your supplement fee is: **\$1000**

Refund policy: By continuing this transaction, you agree that you are paying for a government service and that the filing fee, biometric services fee and all related financial transactions are final and not refundable, regardless of any action USCIS takes on an application, petition, or request, or how long USCIS takes to reach a decision. You must submit all fees in the exact amounts.



We will send you to Pay.gov — our safe, secure payment website — to pay your fees and submit your form online.

Here are the steps in the payment and submission process:

1. Provide your billing information on Pay.gov
2. Provide your credit card or U.S. bank account information
3. Submit your payment

When you have paid your fee, your supplement will be submitted.

Pay.gov will redirect you to a uscis.gov confirmation screen, which will include your receipt number. Please keep a copy of your receipt number for your records. You can track the status of your supplement through your USCIS online account.

[Pay and submit](#)

[Return to top](#)





You successfully submitted your I-485 Supplement A, Supplement A to Form I-485, Adjustment of Status Under Section 245(i)

We will contact you if we have any questions or need additional information. You can track the status of your form through your USCIS online account.

[Go to my cases](#)

[Return to top](#)

[Topics](#)

[Contact Us](#)

[Citizenship](#)

[Schedule An Appointment](#)

[Find A Doctor](#)

[Find A Class](#)



[Contact USCIS](#)



USCIS.gov

An official website of the [U.S. Department of Homeland Security](#)

[About USCIS](#)

[Accessibility](#)

[Budget and Performance](#)

[DHS Components](#)

[Freedom of Information Act](#)

[No FEAR Act Data](#)

[Privacy and Legal Disclaimers](#)

[Site Map](#)

[Office of the Inspector General](#)

[The White House](#)

[USA.gov](#)

National Terrorism Advisory System



**ACTIVE
BULLETIN**
READ MORE

[Put this widget on your web page](#)