

EFRI Monitoring Systems

For EFRI officers to complete

For EFRI PI's to complete

Active awardees

Post-award

Active awardees

Post-award

EFRI Monitoring Systems

For EFRI officers to complete

For EFRI PI's to complete

Active awardees

Post-award

Provide the number of grants co-funded by the agencies listed below

National Institutes of Health (NIH)

Department of Defense (DOD)

National Aeronautics and Space
Administration (NASA)

National Oceanic and Atmospheric
Administration (NOAA)

Department of Energy (DOE)

Food and Drug Administration (FDA)

Environmental Protection Agency
(EPA)

National Institutes of Standards and
Technology (NIST)

Department of Homeland Security
(DHS)

Defense Advanced Research Projects
Agency (DARPA)

Other _____



Select to add additional fields

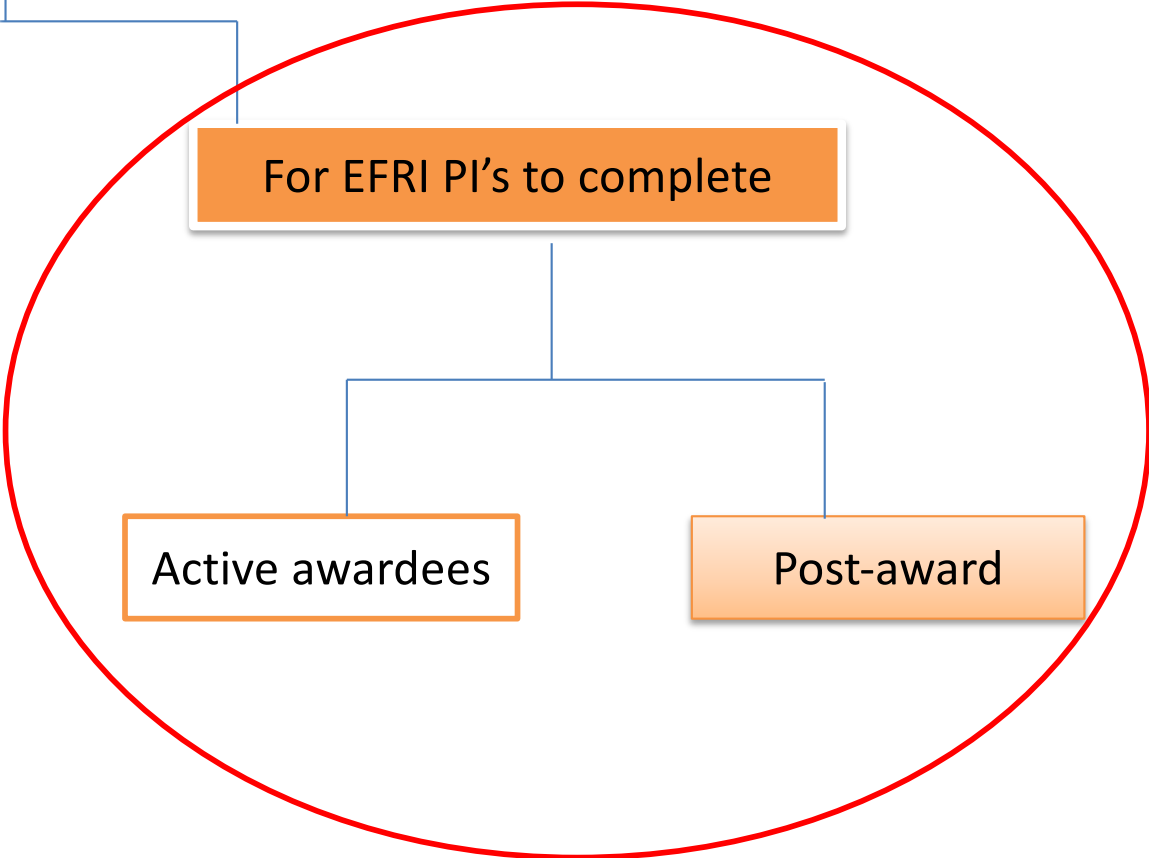
EFRI Monitoring Systems

For EFRI officers to complete

For EFRI PI's to complete

Active awardees

Post-award



Question 1

Please check the Grand Challenges and/or National Needs that this EFRI research set out to address as indicated in the grant proposal

- Make solar energy economical
- Provide energy from fusion
- Develop carbon sequestration methods
- Manage the nitrogen cycle
- Provide access to clean water
- Restore and improve urban infrastructure
- Advance health informatics
- Engineer better medicines
- Reverse-engineer the brain
- Prevent nuclear terror
- Secure cyberspace
- Enhance virtual reality
- Advance personalized learning
- Engineer the tools of scientific discovery
- National Need


Have there been any changes or additions to the Grand Challenges and/or National Needs that are now being addressed by the active, ongoing research? Yes No

If yes, please check all of the Grand Challenges or National Needs that the research now addresses.

- Make solar energy economical
- Provide energy from fusion
- Develop carbon sequestration methods
- Manage the nitrogen cycle
- Provide access to clean water
- Restore and improve urban infrastructure
- Advance health informatics
- Engineer better medicines
- Reverse-engineer the brain
- Prevent nuclear terror
- Secure cyberspace
- Enhance virtual reality
- Advance personalized learning
- Engineer the tools of scientific discovery
- National Need

Question 2

Please list all collaborators/partners that you consider to be interdisciplinary

Name	Institution
 Select to add additional fields	

Please indicate the nature of the collaboration and whether the partner is international (check all that apply)

II	DI	C	NP	G	I

Key

Degree Granting Institutions

II = Intra-institution (within same institution)

DI = Domestic Inter-institution (different institutions)

Non-Degree Granting Institutions

C = Corporation

NP = Non-profit

G = Government

I = International




Question 3

Number of accepted publications with co-authors from different disciplines

field only

Question 4

Please list all achievements of all the PI's involved in the EFRI research in the appropriate category




PI Name	Achievement	Description
Lead PI (name pre-populated)	<div style="border: 1px solid gray; padding: 5px;"> <input type="radio"/> Recognition Awards <input type="radio"/> Leadership Roles <input type="radio"/> Promotions <input type="radio"/> Other <input style="width: 100px; height: 20px; margin-top: 5px;" type="text"/> </div>	
 Select to add additional fields		
Co-PI #1 (name pre-populated)		
 Select to add additional fields		
Co-PI #2 (name pre-populated)		
 Select to add additional fields		
Etc...		

Question 5

Has this research generated additional funding from other sources (other NSF programs or other agencies) for all PI's and Co-PI's involved in this EFRI project research?


Please collect this data for all PI's listed below.

Past-PI's are displayed in gray, with option to add information if additional funding is in any way related to the EFRI research

PI Name	Grant Title	Agency	> \$2 Million/ grant
Lead PI (name pre-populated)			Yes/No
 Select to add additional fields			
Co-PI #1 (name pre-populated)			
 Select to add additional fields			
Co-PI #2 (name pre-populated)			
 Select to add additional fields			
Etc...			


Question 6

Please list any researchers who have spent more than 10% of their time in a laboratory at a different institution (including EFRI partner laboratories)

Name	Host Institution	Title
	Select to add additional fields	PI Co-PI Research Faculty Post-Doctorate Graduate Student Undergraduate Research Assistant Visiting Researcher Other _____


Question 7

Please list any companies or start-ups that were developed directly or indirectly based on the research funded by EFRI

Companies/Start-Ups	Product/Service/or Process	Description of Product/Service/or Process	Year Founded
	<input type="radio"/> Product		
 Select to add addit	<input type="radio"/> Service		
	<input type="radio"/> Process		
	<input type="radio"/> Other <input type="text"/>		


Question 8

Please answer the following questions about any licensing activity that has resulted from your EFRI research

Technology being licensed	Type of license	Year of licensing agreement
	<input type="radio"/> Patent	
 Select to add additional field	<input type="radio"/> Other <input type="text"/>	

Question 9

Please list any companies that have demonstrated interest in partnering activities related to your EFRI research. Please gather this information from all leadership in the EFRI grant.


Company	Please describe nature of interest for partnership
	<input type="radio"/> Continued Conversations
 Select to add additional fields	<input type="radio"/> Monetary Commitment
	<input type="radio"/> Contractual Agreement
	<input type="radio"/> Other <input type="text"/>



Post award monitoring systems only


Question 10

Please list new research capabilities resulting from EFRI research that is being utilized and adopted by the research community in the appropriate categories

Description	Type
	<input type="radio"/> Technique or Method
 Select to add additional fields	<input type="radio"/> Tool or Equipment
	<input type="radio"/> Resource
	<input type="radio"/> Model
	<input type="radio"/> Device
	<input type="radio"/> Other <input type="text"/>

Question 11


Please indicate if this EFRI research has led to curriculum changes at any educational level, collegiate or pre-collegiate

Curriculum change	Describe	Education Level
<input type="text"/>		<input type="text"/>
 <ul style="list-style-type: none">New CourseSupplement to existing courseCourse SubstitutionNew ProgramProgram modificationOther	onal fields	<ul style="list-style-type: none">PK-12Colleage

Post award monitoring systems only

Question 12


Please provide the following information about former EFRI-supported trainees who have become involved in high-risk/ high-reward research.

Name	Current Title	Field of Research
 Select to add additional field	[Dropdown menu open] <ul style="list-style-type: none"> PI Staff Scientist Post-Doctorate Graduate Student Undergraduate Research Assistant Visiting Researcher Other _____ 	

Could pre-populate fields with names of researchers from RPPR


Question 13

Please list new indicators of new research communities that have formed around EFRI topics

New Meetings/ Conferences	New Journals	New Workshops/ Working groups	News coverage/ press release	Other (ex: congressional hearings, website, social-media, professional society)
 Select to add additional fields				

Question 14

Your research team, including senior, stipend, for-credit, and volunteer personnel will be contacted to collect information on demographics and career path decisions. Please list all researchers that have participated in the EFRI research.

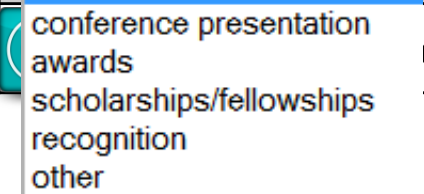
Name	Email	Role in the laboratory
 Select to add additional fields		<input type="text"/> Research Faculty Post-Doctorate Graduate Student Undergraduate Research Assistant Visiting Researcher Other _____

Could pre-populate fields with names of researchers from RPPR
(capturing current and past trainees within the grant)

- Auto-generate different emails for different categories of researchers (i.e., Grad students, post-docs, etc.) to be sent out to those participants asking them the questions found on the following slides

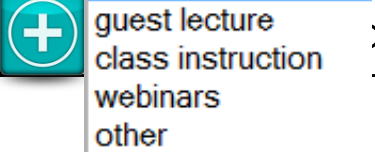
Questions directed to researchers (via email):

Please list any significant achievements that resulted from your EFRI research involvement.

Achievement	Describe
<input type="text"/>	
 conference presentation awards scholarships/fellowships recognition other	Additional fields

Please list any outreach activities you participated in for work related to your EFRI project?

a) Formal Education

Formal Education	Describe
<input type="text"/>	
 + guest lecture class instruction webinars other	Additional fields

Questions directed to researchers, cont'd:

Please list any outreach activities you participated in for work related to your EFRI project?

b) Informal Education

Informal Education	Describe
<input type="text"/>	
public speaking	
museum exhibit participation	
science fair events	
science writing	
media dissemination	
other	

Is there any other information you would like to share with us regarding your experience with this EFRI project?

Questions sent to trainees:

Please consider how strongly you agree or disagree with the following statements:

	Strongly Disagree	Disagree	Neither Agree nor Disagree	Agree	Strongly Agree
When I began my involvement with this EFRI research, I had a clear career goal	<input type="radio"/>	<input type="radio"/>	<input type="radio"/>	<input type="radio"/>	<input type="radio"/>

Please rate your interest in pursuing each of the following career pathways at the beginning of your EFRI research experience

	Strongly Disagree	Disagree	Neither Agree nor Disagree	Agree	Strongly Agree
Faculty at a research-intensive university	<input type="radio"/>	<input type="radio"/>	<input type="radio"/>	<input type="radio"/>	<input type="radio"/>
Faculty at a teaching-intensive university	<input type="radio"/>	<input type="radio"/>	<input type="radio"/>	<input type="radio"/>	<input type="radio"/>
Research career, non-academic (industry, pharmaceutical, biotech, government, start-up, etc.)	<input type="radio"/>	<input type="radio"/>	<input type="radio"/>	<input type="radio"/>	<input type="radio"/>
Non-research career (consulting, policy, science writing, patent law, business, etc.)	<input type="radio"/>	<input type="radio"/>	<input type="radio"/>	<input type="radio"/>	<input type="radio"/>

Comments:

Please rate your interest in pursuing each of the following career pathways currently or at the conclusion of your EFRI research

	Strongly Disagree	Disagree	Neither Agree nor Disagree	Agree	Strongly Agree
Faculty at a research-intensive university	<input type="radio"/>	<input type="radio"/>	<input type="radio"/>	<input type="radio"/>	<input type="radio"/>
Faculty at a teaching-intensive university	<input type="radio"/>	<input type="radio"/>	<input type="radio"/>	<input type="radio"/>	<input type="radio"/>
Research career, non-academic (industry, pharmaceutical, biotech, government, start-up, etc.)	<input type="radio"/>	<input type="radio"/>	<input type="radio"/>	<input type="radio"/>	<input type="radio"/>
Non-research career (consulting, policy, science writing, patent law, business, etc.)	<input type="radio"/>	<input type="radio"/>	<input type="radio"/>	<input type="radio"/>	<input type="radio"/>

Comments:

Overall notes

- Include save and exit function
- Time and user stamped